

**RN design**  
*Imagine • Inspire • Create*

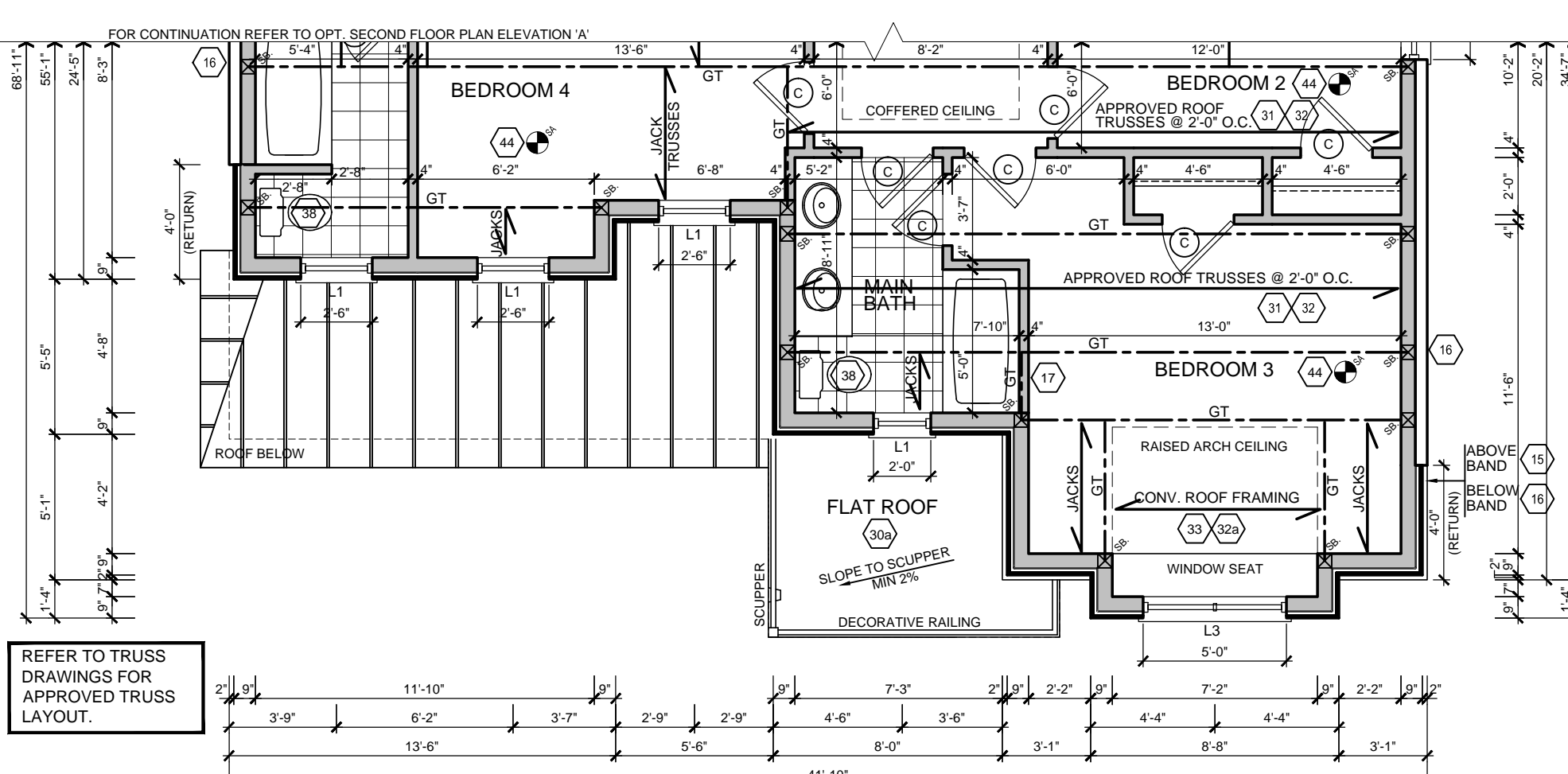
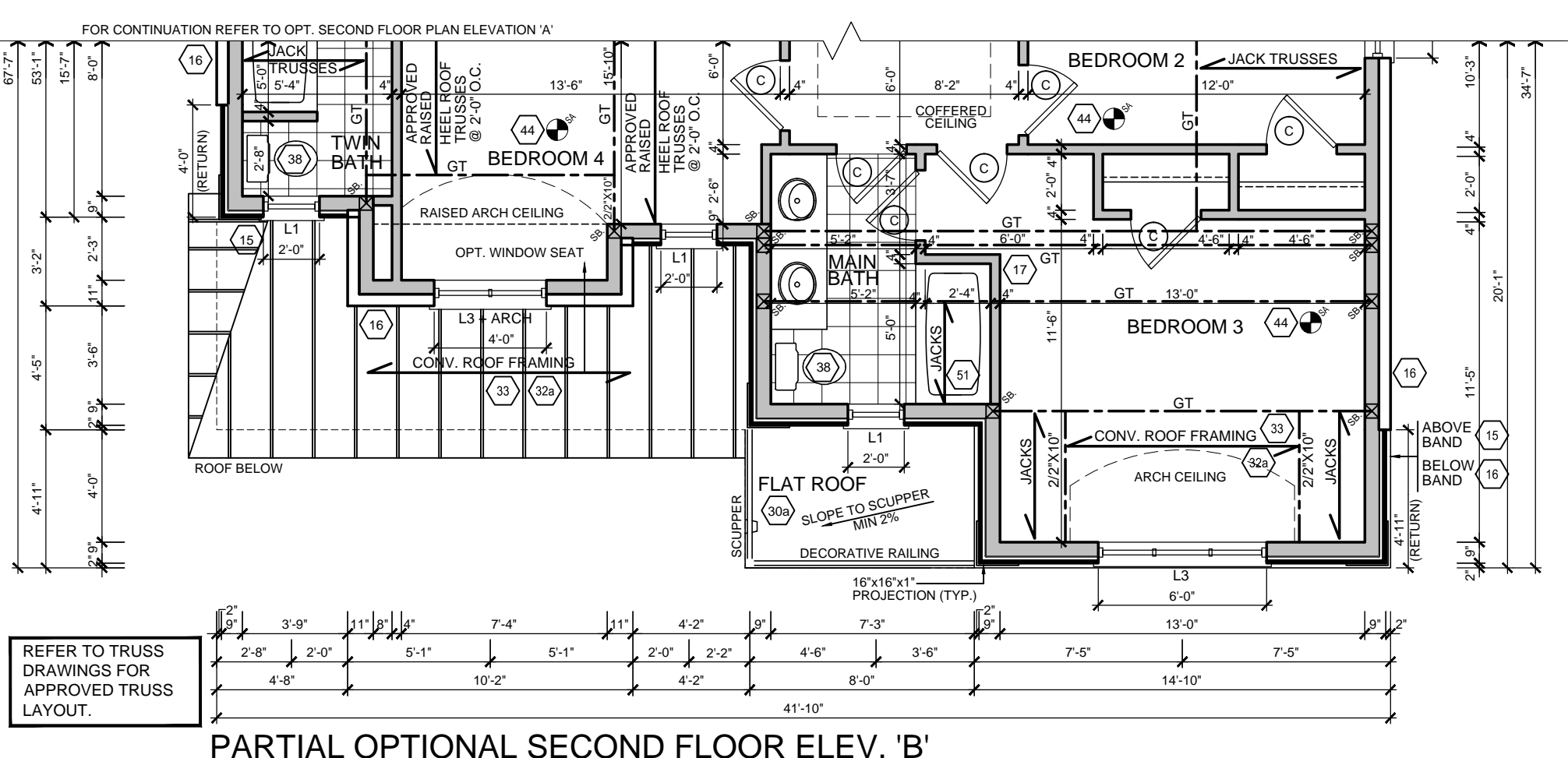
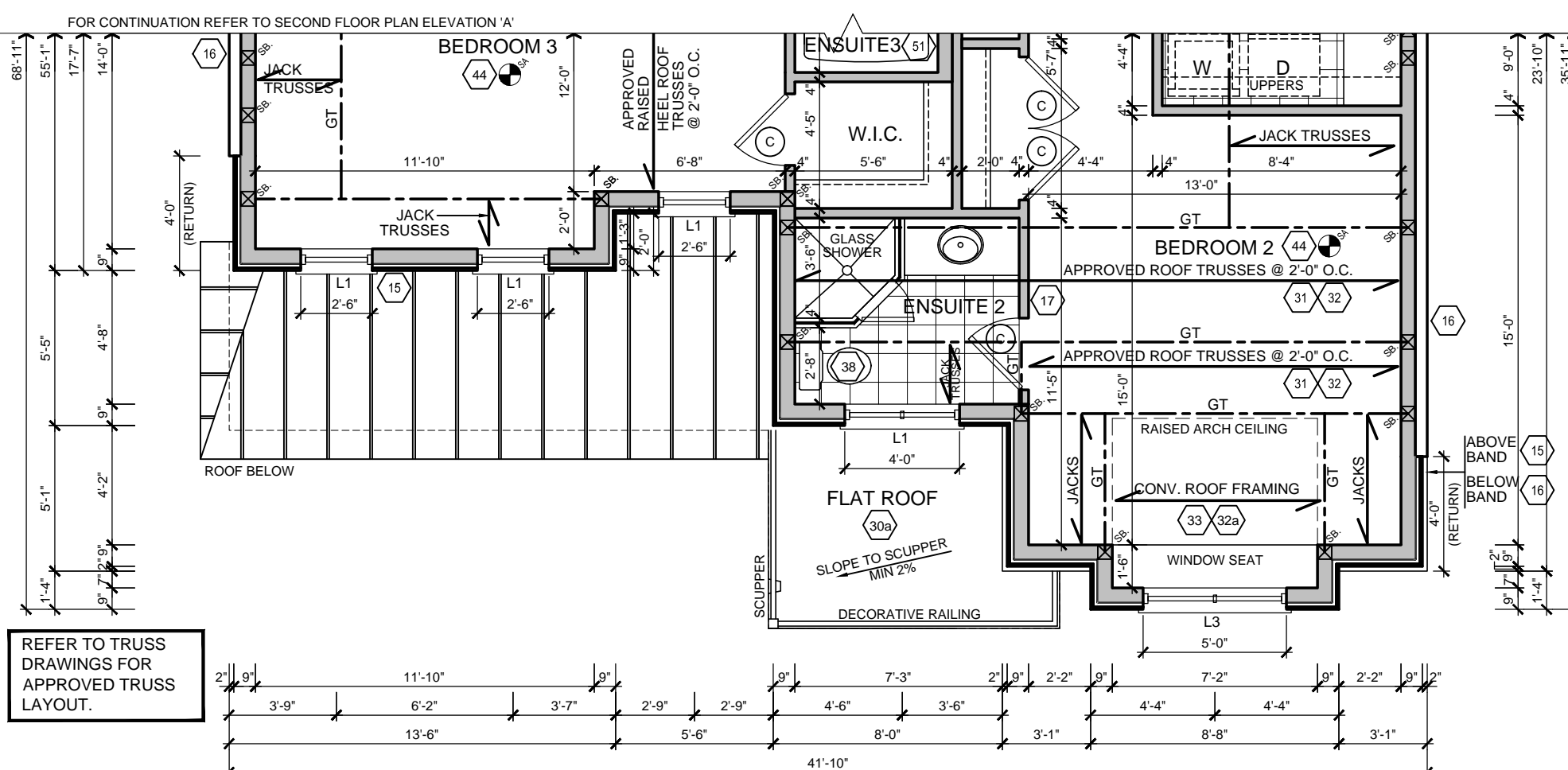
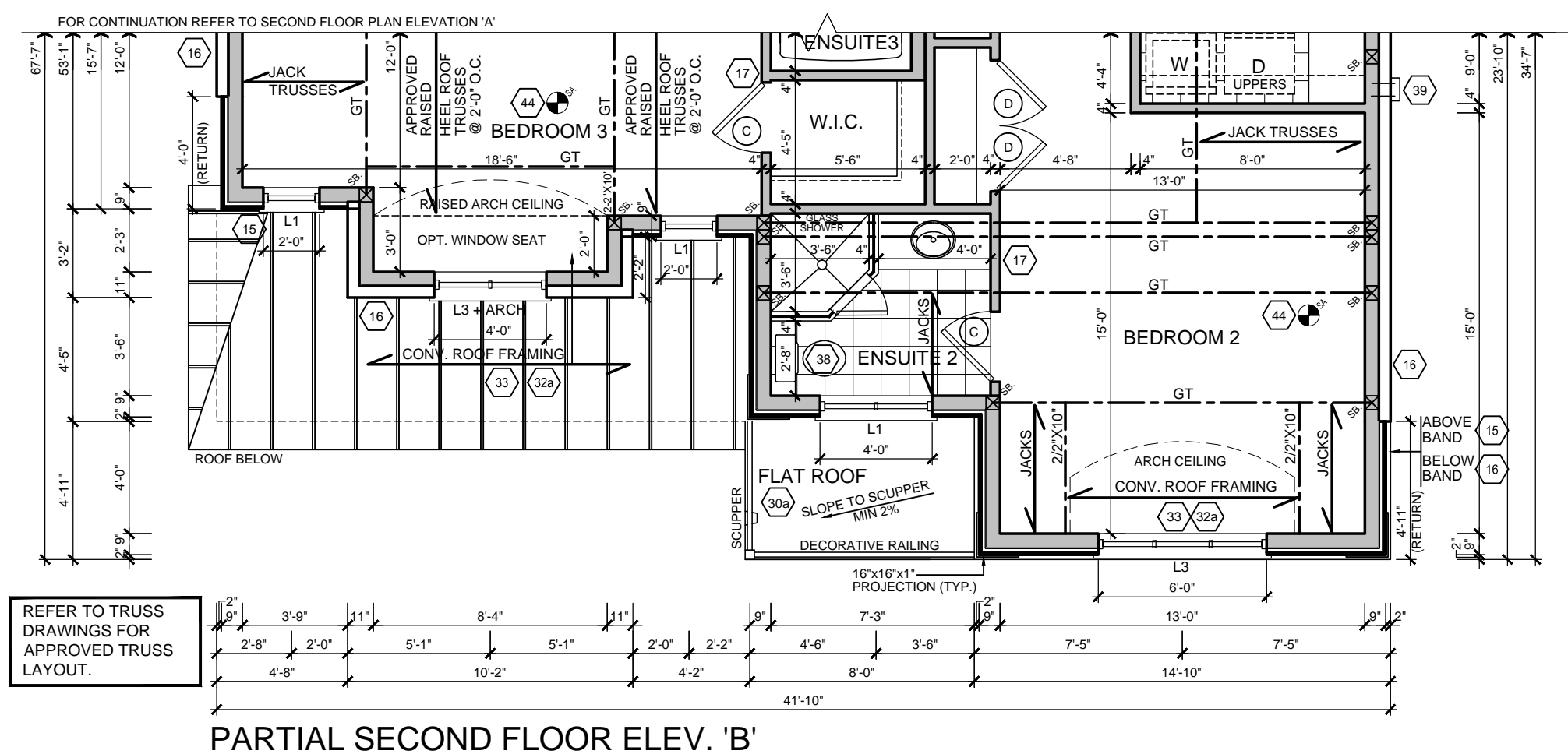
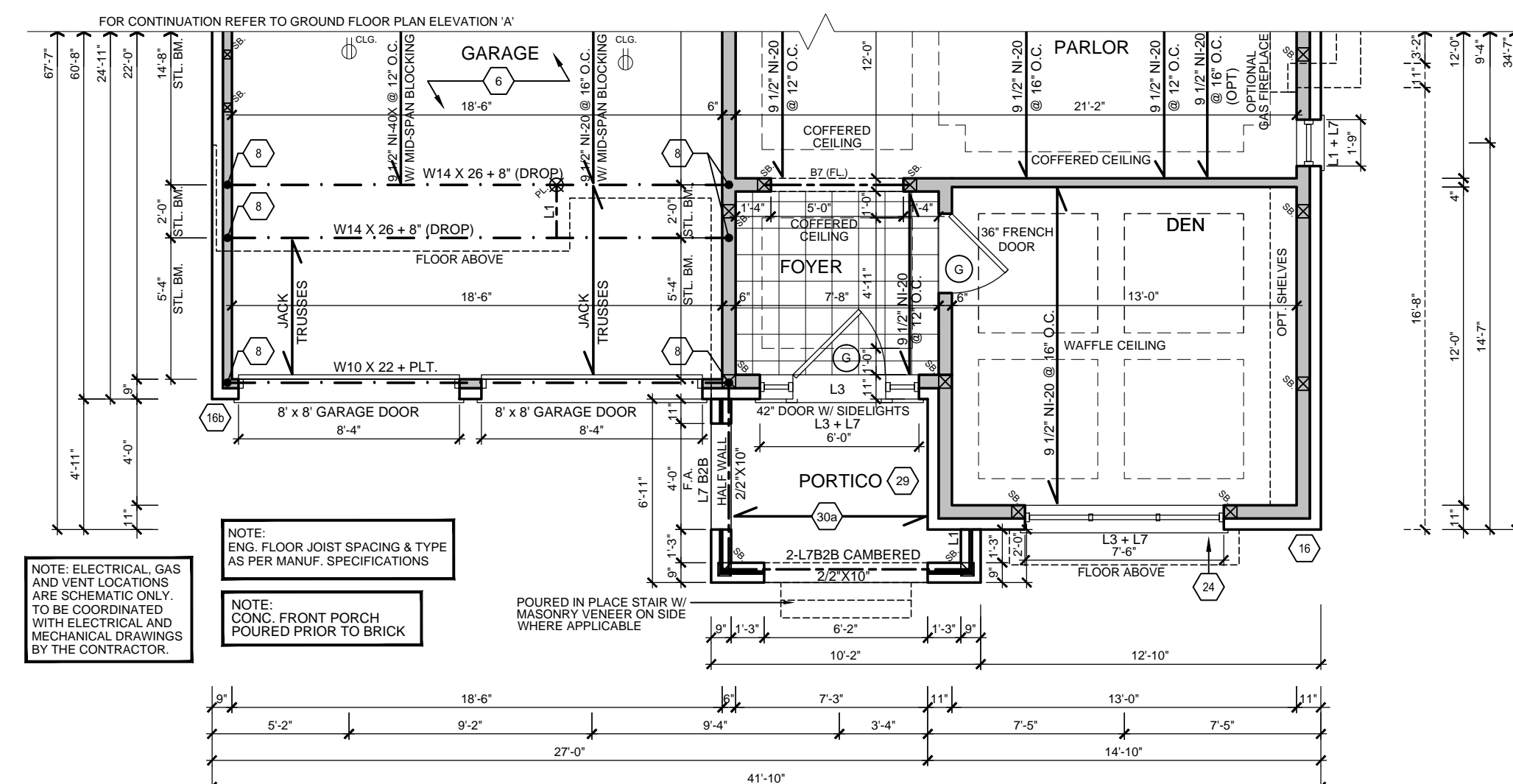
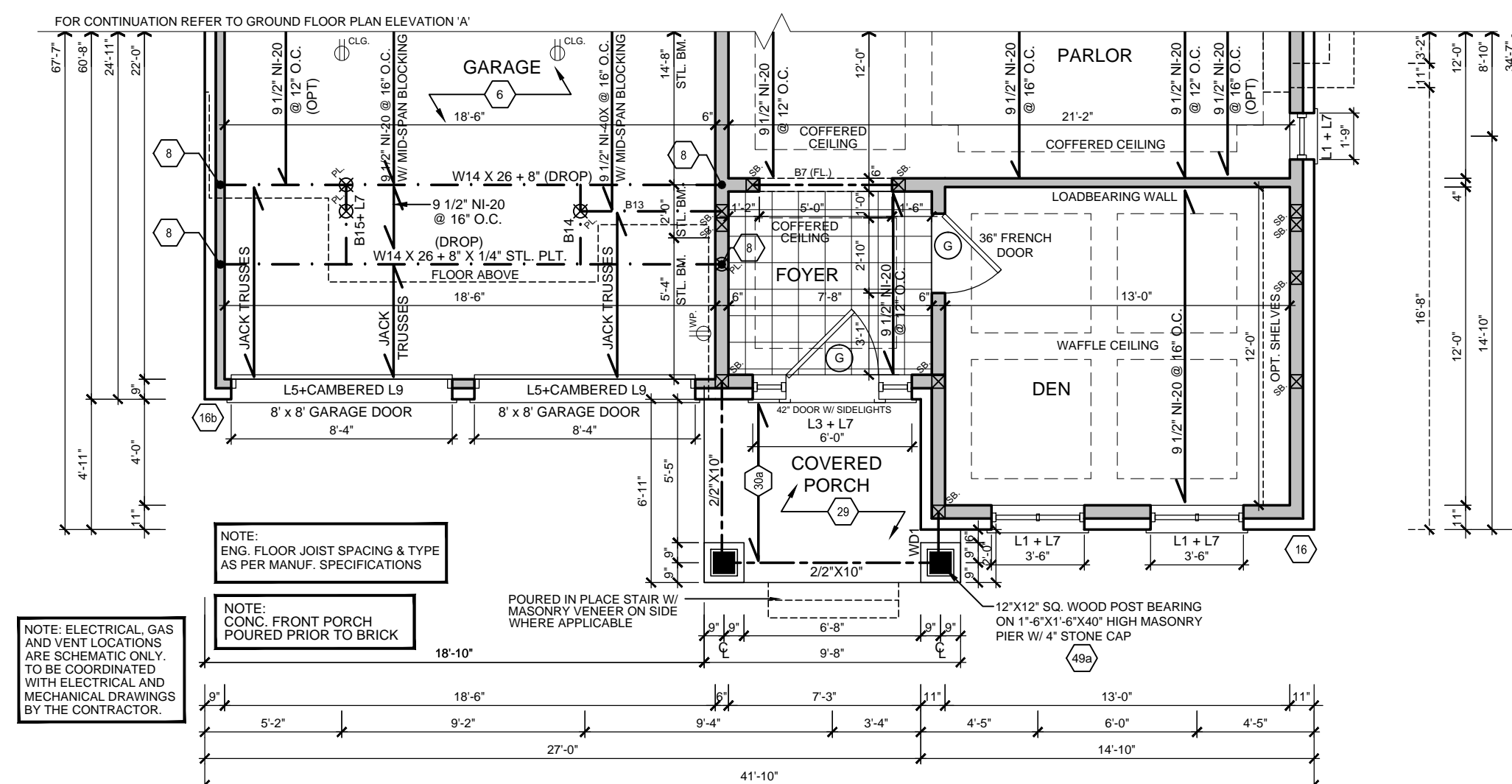
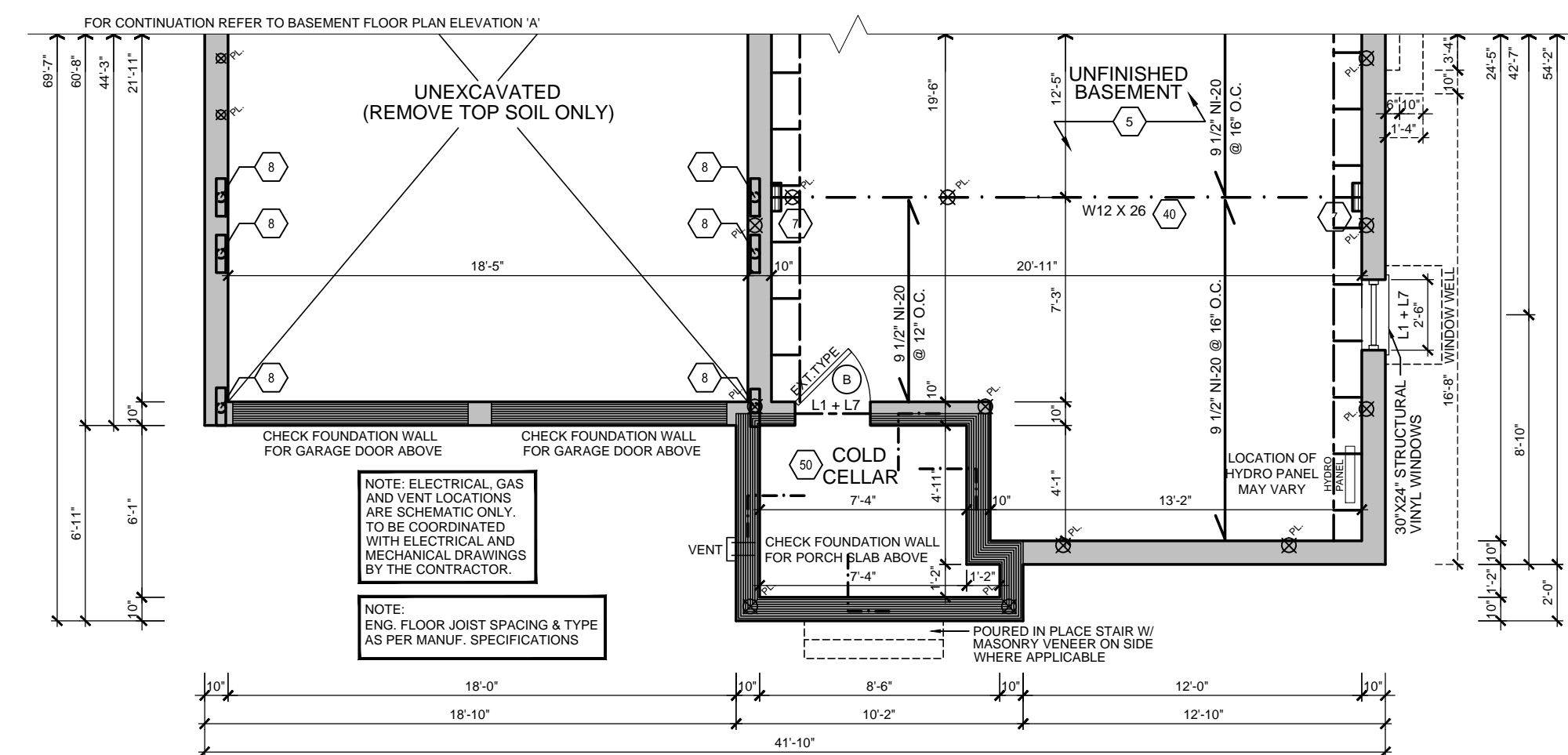
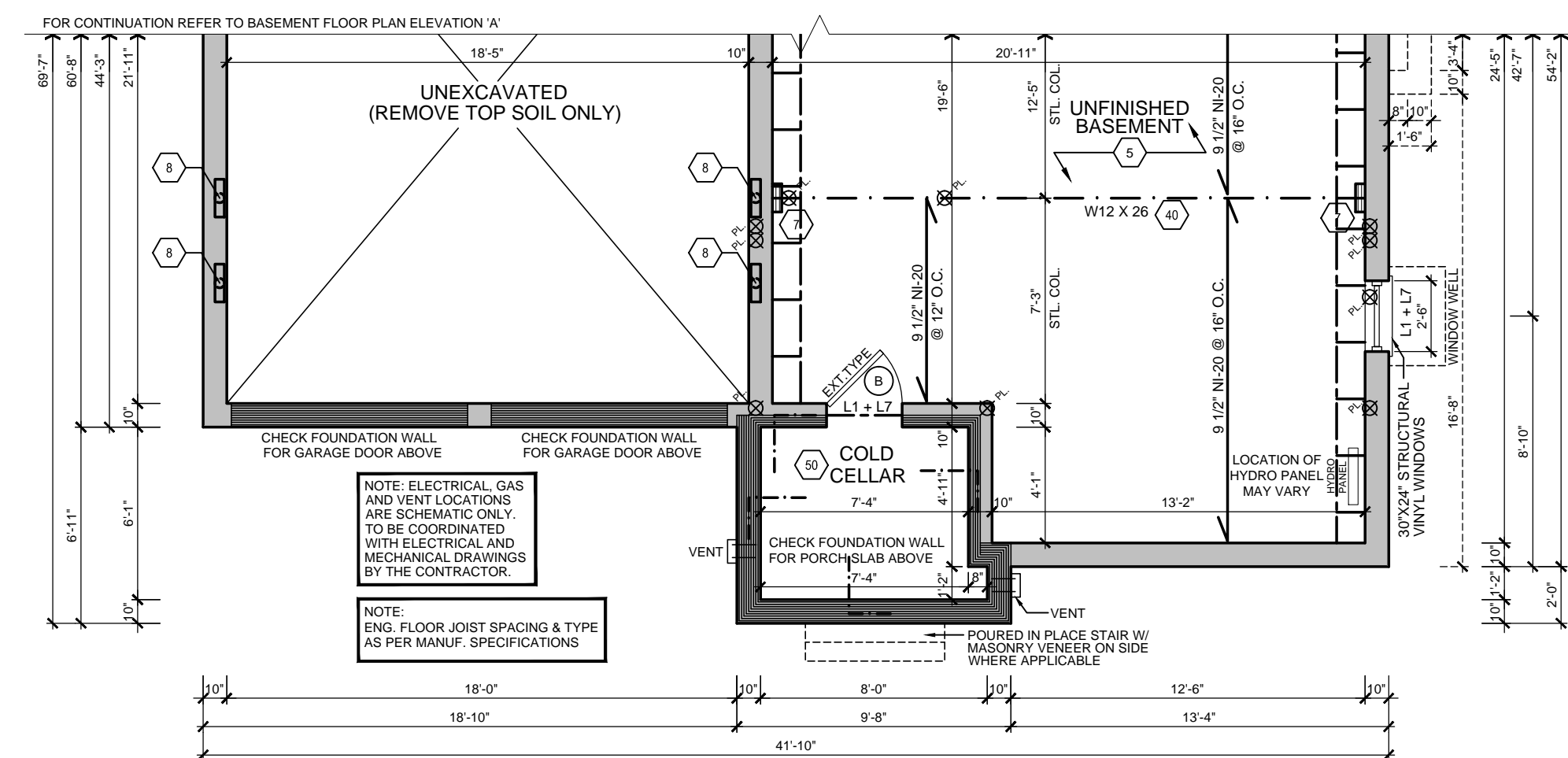
TEL.(905)738-3177  
 FAX.(905)738-5449  
 DWG@RNDESIGN.COM

SCALE 3/16" = 1'0"
PROJECT NUMBER 12011
PAGE

**A3**












PARTIAL GROUND FLOOR ELEV. 'A', 'B' & 'C'  
FOR OPT. SECOND FLOOR 'A', 'B' & 'C'












THESE DRAWINGS ARE NOT TO BE SCALED.  
ALL DIMENSIONS MUST BE VERIFIED BY CONTRACTOR PRIOR  
TO COMMENCEMENT OF ANY WORK. ANY DISCREPANCIES  
MUST BE REPORTED DIRECTLY TO R/N DESIGN LTD.  
REVISED NOV. 21, 2013 - RN STAFF IN ACCORDANCE TO SB-12 COMPLIANCE PACKAGE J

## LEGEND / PLANS

 SMOKE ALARM  CARBON MONOXIDE DETECTOR  WATERPROOF DUPLEX OUTLET  VENTS AND INTAKES  HOSE BIB  EXHAUST FAN  FLOOR DRAIN	<p>D.T. DOUBLE JOIST</p> <p>P.T. PRESSURE TREATED LUMBER</p> <p>G.T. GIRDER TRUSS</p> <p>A.F.F. ABOVE FINISHED FLOOR</p> <p> SOLID BEARING TO BE SAME WIDTH AS SUPPORTED MEMBERS</p> <p> POINT LOAD</p> <p> FLAT ARCH</p> <p> 2 STORY WALL</p>
--	--

## LEGEND / ELEVATIONS

 COLD CELLAR VENT  STOVE VENT  FIRE PLACE VENT  DRYER VENT  HYDRO METER  GAS METER	 EXT. LIGHT FIXTURE (WALL MOUNTED) <p>U/S UNDER SIDE</p> <p>FG FROD GLAZING</p> <p>GB GLASS BLOCK</p> <p>BG BACK GLASS</p>
---	--

I, NELSON CUNHA, DECLARE THAT I HAVE REVIEWED AND TAKE DESIGN RESPONSIBILITY FOR THE DESIGN WORK ON BEHALF OF RN DESIGN LIMITED UNDER DIVISION C, PART 3, SUBSECTION 3.2.4. OF THE BUILDING CODE. I AM QUALIFIED, AND THE FIRM IS REGISTERED, IN THE APPROPRIATE CLASSES/CATEGORIES.

QUALIFIED DESIGNER BCIN 21032


FIRM BCIN 26995

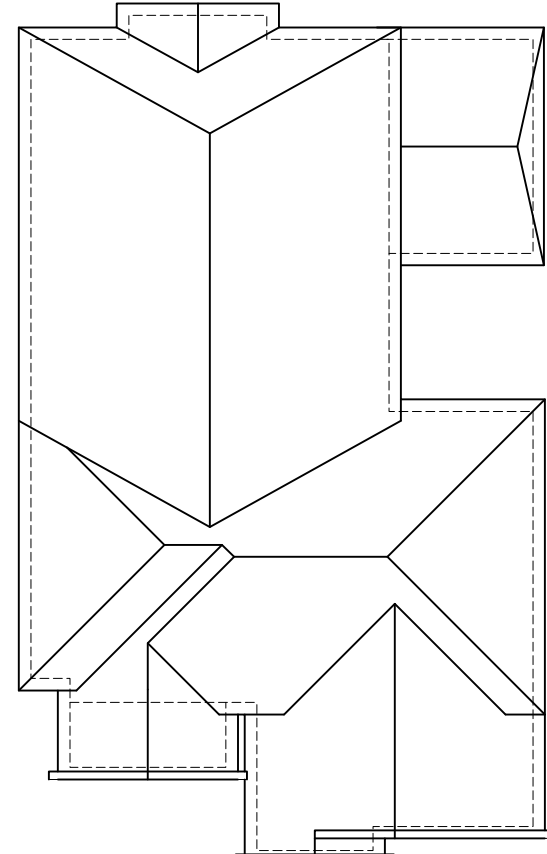
**FEBRUARY 14, 2014**

DATE \_\_\_\_\_ SIGNATURE \_\_\_\_\_

[illegible][illegible]

MODEL	50-07
CLIENT	ZANCOR HOMES THE CASTLES OF KING CITY KING CITY, ONTARIO

	SCALE 3/16" = 1"=
	PROJECT NUMBER 12011
	PAGE A4
RN design <i>Imagine • Inspire • Create</i> TEL.(905)738-3177 FAX (905)738-5449 DWG@RNDESIGN.COM	



ALL CONVENTIONAL ROOF FRAMING TO CONFORM TO PART 8 OF THE CBC. ROOF RATHERS THAT MEET OR CROSS OVER TRUSSES ARE TO BE 2"x4" SPF @ 24" o.c. WITH A 2"x4" SPF VERTICAL POST TO THE TRUSS UNDER. AT EACH CROSS POINT, POSTS LONGER THAN 6' TO BE LATERALLY BRACED SO THAT THE DISTANCE BETWEEN END POINTS & BETWEEN ROWS OF BRACING DOES NOT EXCEED 6'.

REFER TO TRUSS DRAWINGS FOR APPROVED TRUSS LAYOUT

### ROOF PLAN 'A'

8'x22" PROFILED PRECAST DETAIL  
TOP OF DETAIL

PREFAB. STR. ROOF BRACKET (TYP.)

U/S OF RAISED SOFFIT

12" DECOR. ALUMINUM FRIEZE BOARD

CROWN OF PORTICO ARCH

ORIGIN OF PORTICO ARCH

TOP OF LOWERED PLATE

FACE BRICK (TYP.)

DOUBLE WYTHE WALL

EXTERIOR RAILING

PAINTED MTL. FLASHING  
W/ CAULKING TO MATCH

FIN. SECOND FLOOR

FIN. BALCONY FLOOR

U/S OF GARAGE SOFFIT

2"x8" PRECAST CONC. HEADER (TYP.)

STONE VENEER (TYP.)

TOP OF BAND

FIN. MAIN FLOOR

FIN. GRADE

FLAT STONE VENEER

U/S OF FOOTING

STEPPED FOOTING

8'x8' O.H. GARAGE DOOR

8'x8' O.H. GARAGE DOOR

POURED CONC. SILL

POURED CONC. PORCH SLAB

POURED IN PLACE STAIR W/  
MASONRY VENEER ON INSIDE  
WHERE APPLICABLE

TOP OF SLAB

### FRONT ELEVATION 'A'



### RIGHT SIDE ELEVATION 'A'

STD. SECOND FLOOR		OPT. SECOND FLOOR	
ALLOWABLE UNPROTECTED OPENINGS	1007.43 SF	ALLOWABLE UNPROTECTED OPENINGS	1007.43 SF
TOTAL WALL AREA	4.0 FT	TOTAL WALL AREA	4.0 FT
LIMITING DISTANCE	70.52 SF	LIMITING DISTANCE	70.52 SF
ALLOWABLE OPENINGS	70.51 SF	ALLOWABLE OPENINGS	70.51 SF
ACTUAL OPENINGS	70.51 SF	ACTUAL OPENINGS	70.51 SF

THESE DRAWINGS ARE NOT TO BE SCALED.  
ALL DIMENSIONS MUST BE VERIFIED BY CONTRACTOR PRIOR  
TO ANY WORK. ANY DISCREPANCIES  
MUST BE REPORTED DIRECTLY TO RN DESIGN LTD.  
REVISED NOV 21, 2013. RN STAFF IN ACCORDANCE TO SP-12 COMPLIANCE PACKAGE 1

LEGEND / PLANS	
	SMOKE ALARM
	CARBON MONOXIDE DETECTOR
	WATERPROOF DUPLEX OUTLET
	VENTS AND INTAKES
	HOSE BIB
	EXHAUST FAN
	FLOOR DRAIN
	DOUBLE JOIST
	PRESSURE TREATED LUMBER
	GIRDER TRUSS
	ABOVE FINISHED FLOOR
	SOLID BEARING (TO BE SAME WIDTH AS SUPPORTED MEMBER)
	POINT LOAD
	FLAT ARCH
	2 STORY WALL

LEGEND / ELEVATIONS	
	COLD CELLAR VENT
	STOVE VENT
	FIRE PLACE VENT
	DRYER VENT
	HYDRO METER
	GAS METER
	EXT. LIGHT FIXTURE WALL MOUNTED
	UNDER SIDE
	FIXED GLAZING
	GLASS BLOCK
	BLACK GLASS

I, NELSON CUNHA DECLARE THAT I HAVE REVIEWED AND TAKE DESIGN RESPONSIBILITY FOR THE DESIGN WORK ON BEHALF OF RN DESIGN LIMITED UNDER DIVISION C, PART 3, SUBSECTION 3.2.4 OF THE BUILDING CODE. I AM QUALIFIED, AND THE FIRM IS REGISTERED, IN THE APPROPRIATE CLASS/CATEGORIES.	
QUALIFIED DESIGNER BCIN	21032
FIRM BCIN	26995
DATE	FEBRUARY 14, 2014
SIGNATURE	

NO.	ISSUED OR REVISION COMMENTS	DATE	DWN	CHK
1.	ISSUED FOR CLIENT REVIEW	OCT. 31/13	SB	NC
2.	ROOF TRUSS CO-ORDINATION	JAN. 06/14	SB	NC
3.	FLOOR JOIST CO-ORDINATION	JAN. 20/14	SB	NC
4.	REVISED AS PER ENGINEER COMMENTS	FEB. 13/14	KG	NC
5.	REVISED AS PER ARCHITECTURAL CONTROL COMMENTS	FEB. 13/14	PV	NC
6.	ISSUED FOR FINAL	FEB. 14/14	AL	NC

MODEL	50-07
CLIENT	ZANCOR HOMES THE CASTLES OF KING CITY KING CITY, ONTARIO

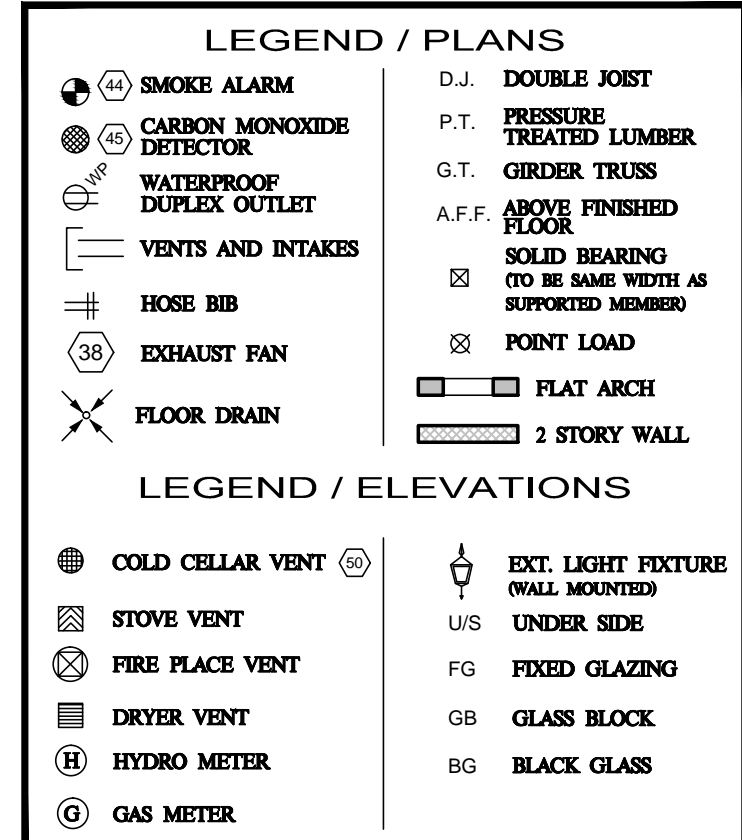
**rn design**  
Imagine • Inspire • Create  
TEL: (905) 738-3177  
FAX: (905) 738-5449  
DWA@RNDESIGN.COM

SCALE  
3/16" = 1'0"

PROJECT NUMBER  
12011

PAGE  
A5

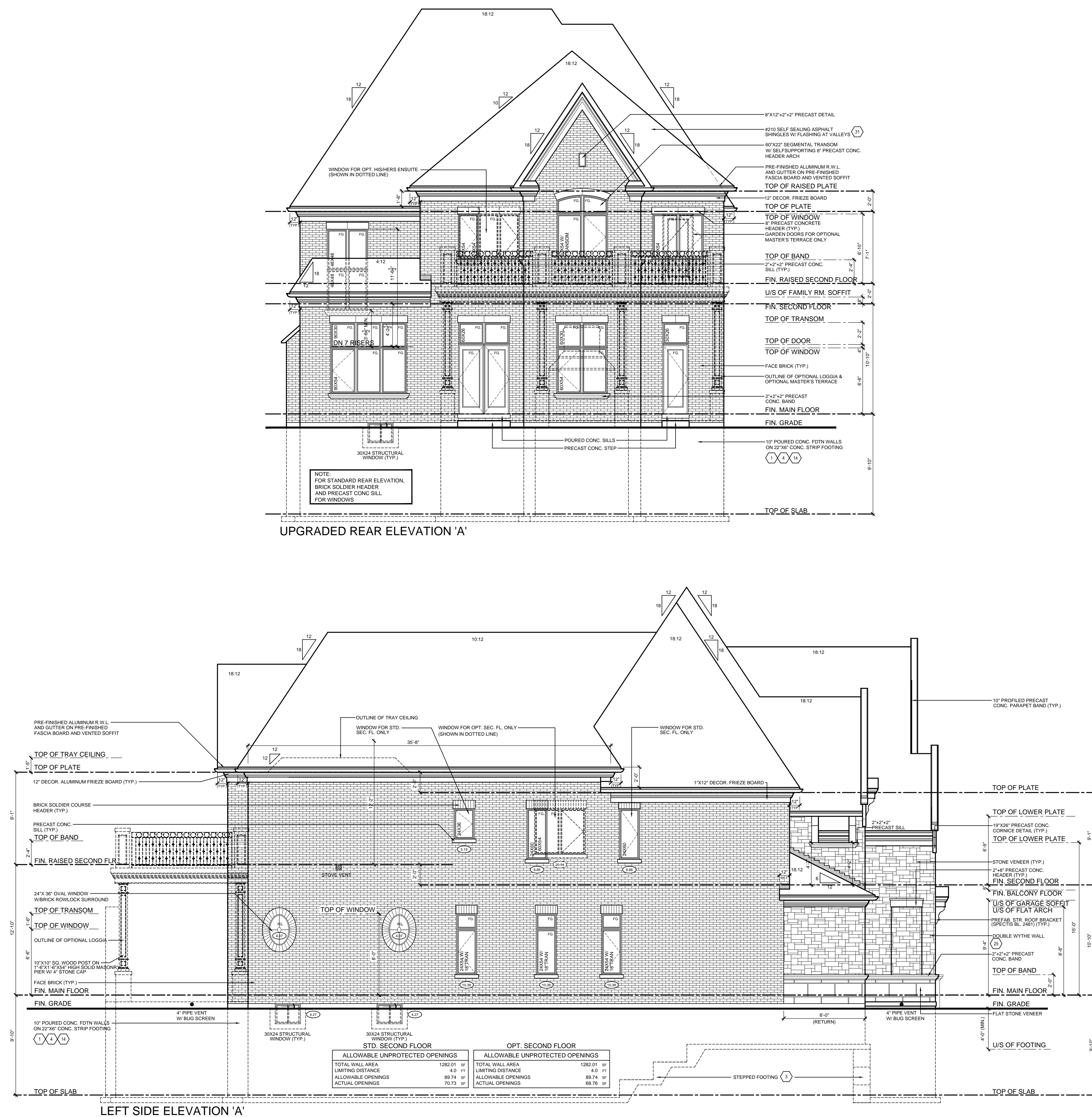
**THESE DRAWINGS ARE NOT TO BE SCALED.**  
ALL DIMENSIONS MUST BE VERIFIED BY CONTRACTOR PRIOR  
TO COMMENCEMENT OF ANY WORK. ANY DISCREPANCIES  
MUST BE REPORTED DIRECTLY TO RN DESIGN LTD.  
REVISED: NOV. 21, 2013 - RN STAFF IN ACCORDANCE TO SB-12 COMPLIANCE PACKAGE J




I, NELSON CUNHA DECLARE THAT I HAVE REVIEWED AND TAKE DESIGN RESPONSIBILITY FOR THE DESIGN WORK ON BEHALF OF RN DESIGN LIMITED UNDER DIVISION C, PART 3, SUBSECTION 3.2.4. OF THE BUILDING CODE. I AM QUALIFIED, AND THE FIRM IS REGISTERED, IN THE APPROPRIATE CLASSES/CATEGORIES.

QUALIFIED DESIGNER BCIN	<u>21032</u>
FIRM BCIN	26995

DATE FEBRUARY 14, 2014 SIGNATURE \_\_\_\_\_

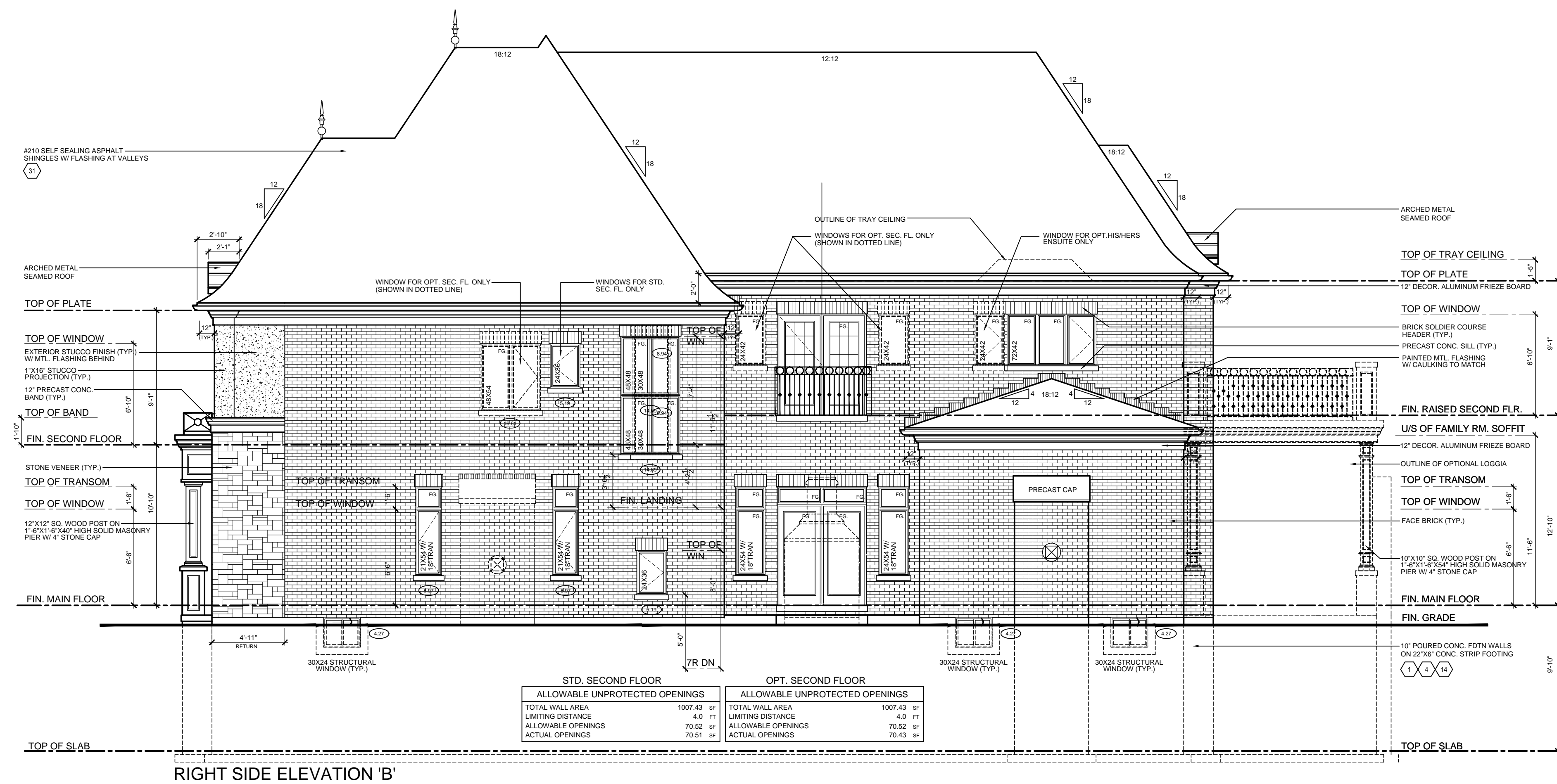
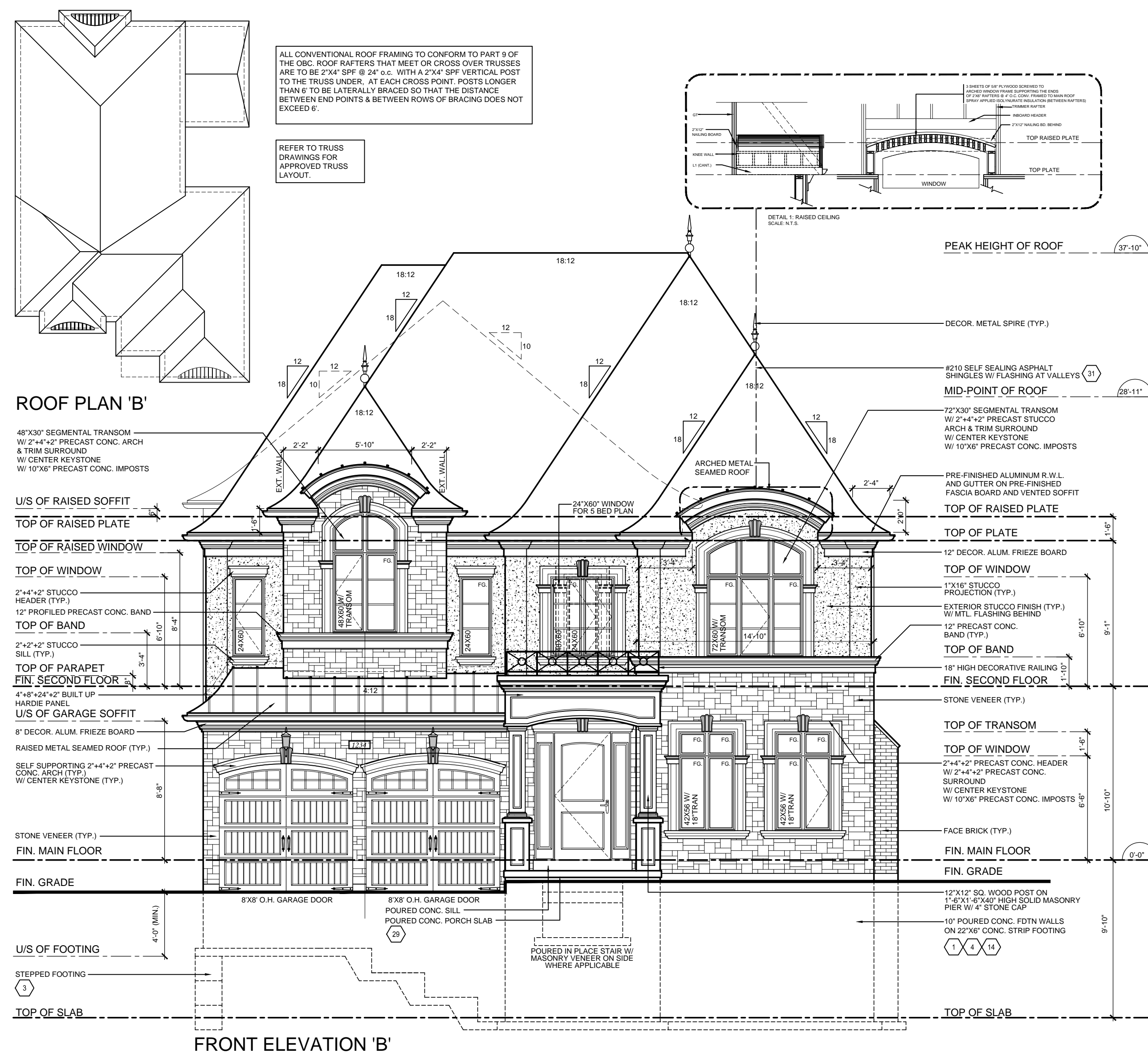
[illegible]

MODEL	50-07
CLIENT	ZANCOR HOMES THE CASTLES OF KING CITY KING CITY, ONTARIO












 <p><b>RN design</b>  <i>Imagine • Inspire • Create</i></p> <p>TEL.(905)738-3177          FAX (905)738-5449          DWG@RNDDESIGN.COM</p>	<p>SCALE  <b>3/16" = 1'0"</b></p>
	<p>PROJECT NUMBER  <b>12011</b></p>
	<p>PAGE  <b>A6</b></p>










**THESE DRAWINGS ARE NOT TO BE SCALED.**  
ALL DIMENSIONS MUST BE VERIFIED BY CONTRACTOR PRIOR  
TO COMMENCEMENT OF ANY WORK. ANY DISCREPANCIES  
MUST BE REPORTED DIRECTLY TO RN DESIGN LTD.  
REVISED: NOV. 21, 2013 - RN STAFF IN ACCORDANCE TO SB-12 COMPLIANCE PACKAGE J



## LEGEND / PLANS

<p> SMOKE ALARM</p> <p> CARBON MONOXIDE DETECTOR</p> <p> WATERPROOF OUTLET</p> <p> HOSES AND INTAKES</p> <p> VENT BIB</p> <p> EXHAUST FAN</p> <p> FLOOR DRAIN</p>	<p>D.J. DOUBLE JOIST</p> <p>P.T. PRETREATED TREATED LUMBER</p> <p>G.T. GIRDER TRUSS</p> <p>A.F.F. APPROX FINISHED FLOOR</p> <p> SOLID BEARING (TO BE SAME WIDTH AS SUPPORTED MEMBER)</p> <p> POINT LOAD</p> <p> FLAT ARCH</p> <p> 2 STORY WALL</p>
--	--

## LEGEND / ELEVATIONS

<p> COLD CELLAR VENT</p> <p> STOVE VENT</p> <p> FIRE PLACE VENT</p> <p> DRYER VENT</p> <p> HYDRO METER</p> <p> GAS METER</p>	<p> EXT. LIGHT FIXTURE (WALL MOUNTED)</p> <p>U/S UNDER SLIDE</p> <p>FG FINDER GLAZING</p> <p>GB GLASS BLOCK</p> <p>BG BLACK GLASS</p>
--	--


I, NELSON CUNHA DECLARE THAT I HAVE REVIEWED AND TAKE DESIGN RESPONSIBILITY FOR THE DESIGN WORK ON BEHALF OF RN DESIGN LIMITED UNDER DIVISION C, PART 3, SUBSECTION 3.2.4. OF THE BUILDING CODE. I AM QUALIFIED, AND THE FIRM IS REGISTERED, IN THE APPROPRIATE CLASSES/CATEGORIES.

QUALIFIED DESIGNER BCIN	<u>21032</u>
FIRM BCIN	26995

DATE FEBRUARY 14, 2014 SIGNATURE \_\_\_\_\_

[illegible]

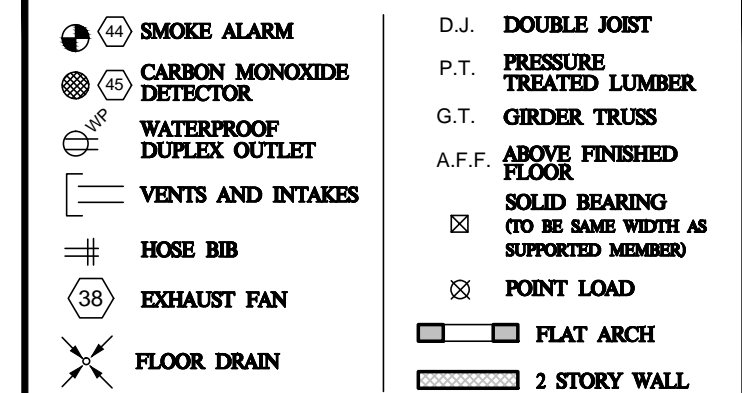
MODEL	50-07
CLIENT	ZANCOR HOMES THE CASTLES OF KING CITY KING CITY, ONTARIO

 <p><b>RN design</b>  <i>Imagine • Inspire • Create</i>          TEL.(905)738-3177          FAX.(905)738-5449          DWG@RNDDESIGN.COM</p>	SCALE <b>3/16" = 1'0"</b>
	PROJECT NUMBER <b>12011</b>
	PAGE <b>A7</b>

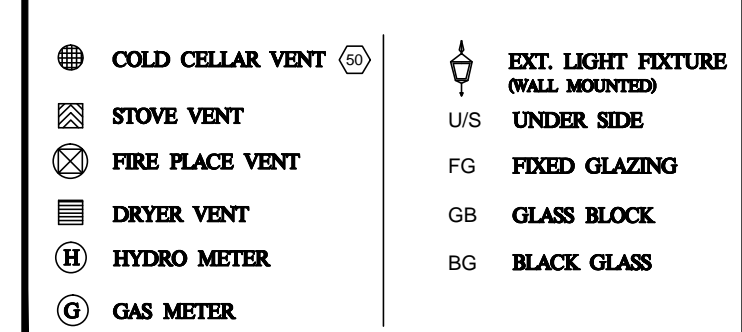


**THESE DRAWINGS ARE NOT TO BE SCALED.**  
ALL DIMENSIONS MUST BE VERIFIED BY CONTRACTOR PRIOR  
TO COMMENCEMENT OF ANY WORK. ANY DISCREPANCIES  
MUST BE REPORTED DIRECTLY TO RN DESIGN LTD.  
REVISED: NOV. 21, 2013 - RN STAFF IN ACCORDANCE TO SB-12 COMPLIANCE PACKAGE J

## LEGEND / PLANS



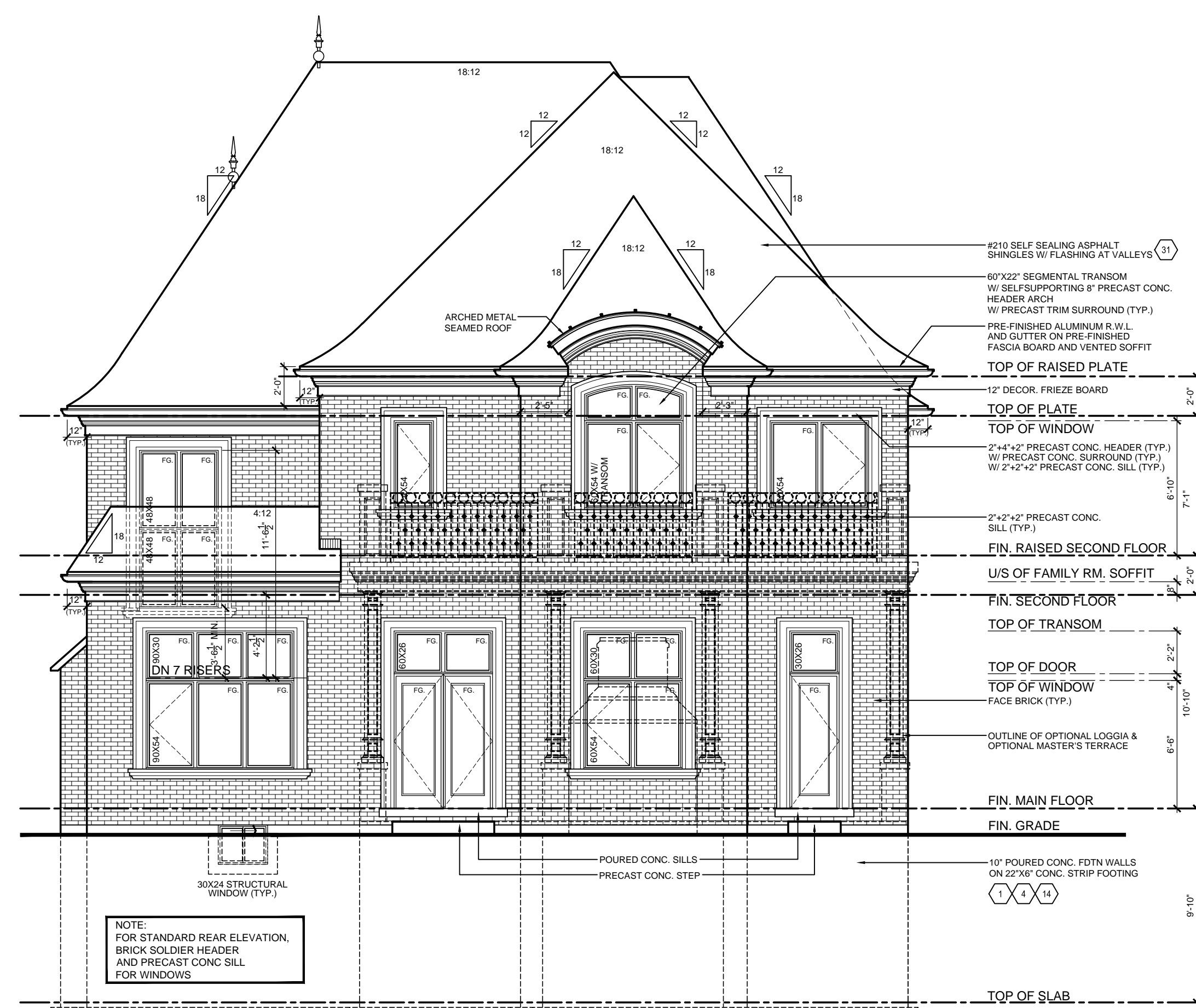
### LEGEND / ELEVATIONS



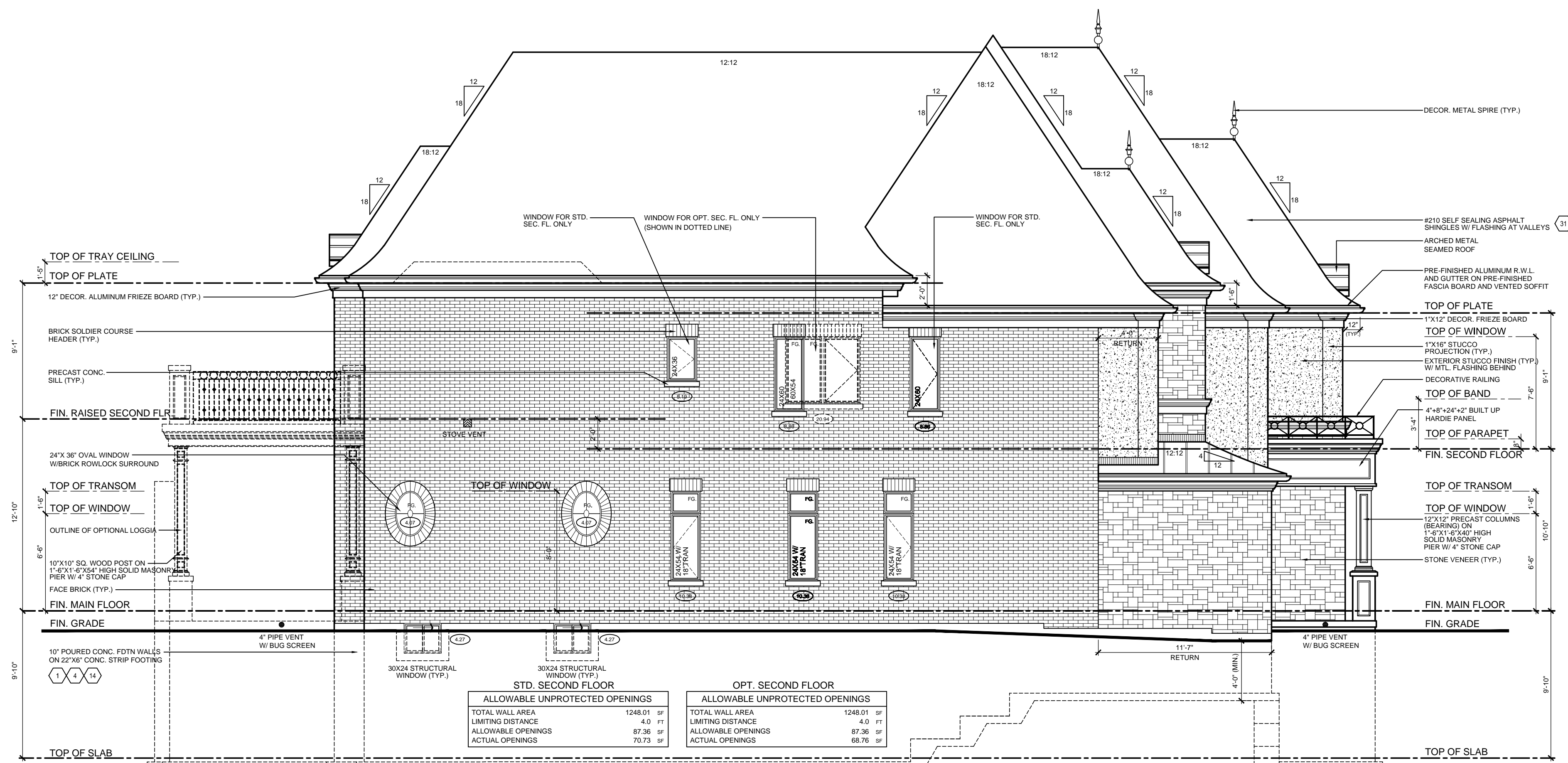
I, NELSON CUNHA DECLARE THAT I HAVE REVIEWED AND TAKE DESIGN RESPONSIBILITY FOR THE DESIGN WORK ON BEHALF OF RN DESIGN LIMITED UNDER DIVISION C, PART 3, SUBSECTION 3.2.4. OF THE BUILDING CODE. I AM QUALIFIED, AND THE FIRM IS REGISTERED, IN THE APPROPRIATE CLASSES/CATEGORIES.

QUALIFIED DESIGNER BCIN	<u>21032</u>
FIRM BCIN	26995

DATE FEBRUARY 14, 2014


[illegible]

UPGRADED REAR ELEVATION 'B'



LEFT SIDE ELEVATION 'B'

MODEL	50-07
CLIENT	ZANCOR HOMES THE CASTLES OF KING CITY KING CITY, ONTARIO



**RN design**  
*Imagine • Inspire • Create*  
TEL.(905)738-3177  
FAX.(905)738-5449  
DWG@RNDESIGN.COM

SCALE  
2/16" 1/0"

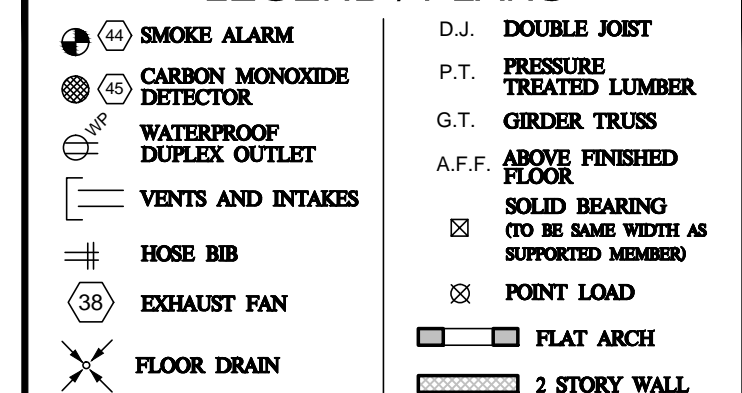
PROJECT NUMBER	12011
----------------	-------

PAGE

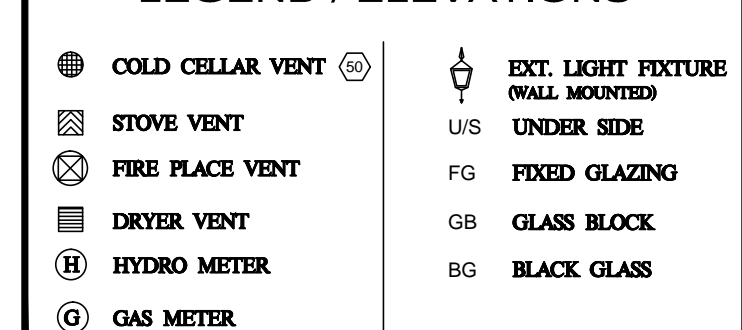
A8

**THESE DRAWINGS ARE NOT TO BE SCALED.**  
ALL DIMENSIONS MUST BE VERIFIED BY CONTRACTOR PRIOR  
TO COMMENCEMENT OF ANY WORK. ANY DISCREPANCIES  
MUST BE REPORTED DIRECTLY TO RN DESIGN LTD.  
REVISED: NOV 21, 2013 - RN STAFF IN ACCORDANCE TO SB-12 COMPLIANCE PACKAGE J

## LEGEND / PLANS



### LEGEND / ELEVATIONS




I, NELSON CUNHA DECLARE THAT I HAVE REVIEWED AND TAKE DESIGN RESPONSIBILITY FOR THE DESIGN WORK ON BEHALF OF RN DESIGN LIMITED UNDER DIVISION C, PART 3, SUBSECTION 3.2.4. OF THE BUILDING CODE. I AM QUALIFIED, AND THE FIRM IS REGISTERED, IN THE APPROPRIATE CLASSES/CATEGORIES.

QUALIFIED DESIGNER BCIN	<u>21032</u>
FIRM BCIN	<u>26995</u>

DATE FEBRUARY 14, 2014

[illegible]

MODEL	50-07
CLIENT	<p>ZANCOR HOMES</p> <p>THE CASTLES OF KING CITY</p> <p>KING CITY, ONTARIO</p>



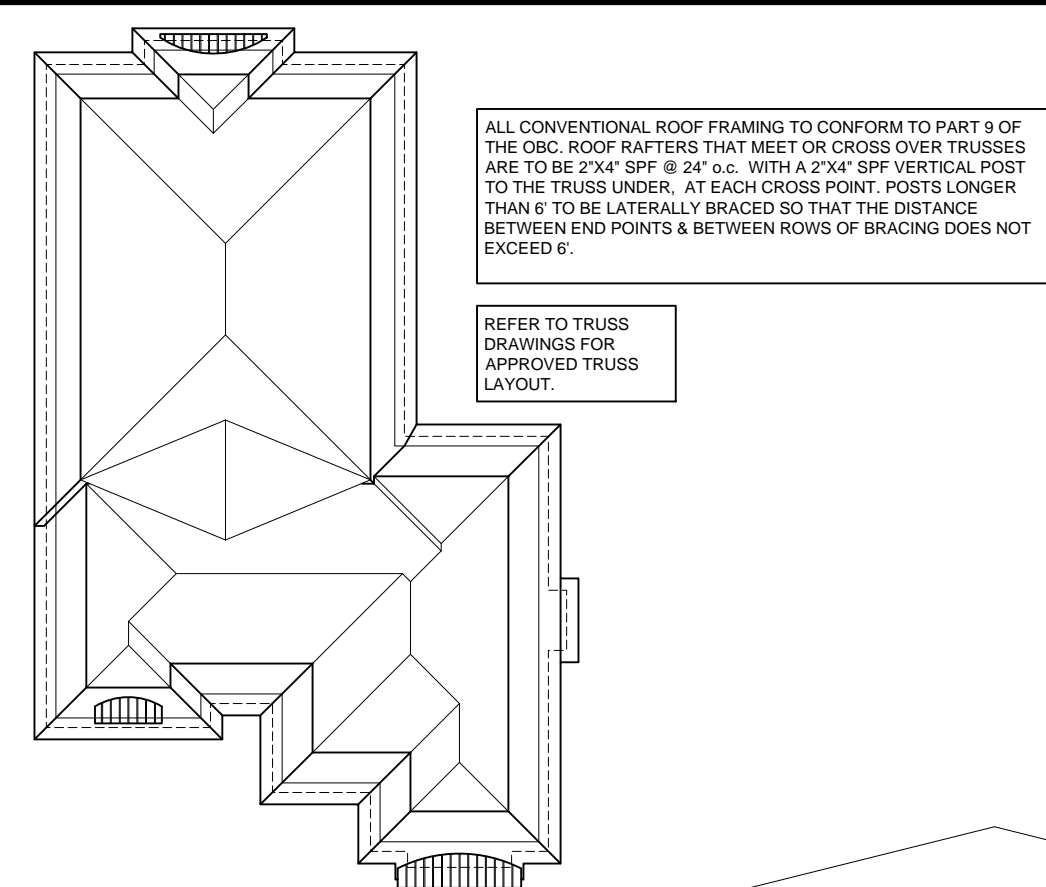
**RN design**  
*Imagine • Inspire • Create*  
TEL.(905)738-3177  
FAX.(905)738-5449  
DWG@RNDESIGN.COM

SCALE  
2/16" 1/0"

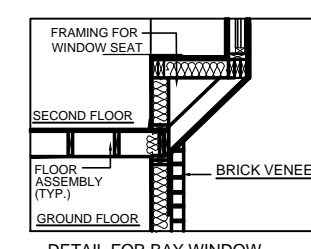
PROJECT NUMBER	12011
----------------	-------

PAGE

A9



ROOF PLAN 'C'



PEAK HEIGHT OF ROOF



FRONT ELEVATION 'C'



















RIGHT SIDE ELEVATION 'C'












STD. SECOND FLOOR		OPT. SECOND FLOOR	
ALLOWABLE UNPROTECTED OPENINGS		ALLOWABLE UNPROTECTED OPENINGS	
TOTAL WALL AREA	1007.43 SF	TOTAL WALL AREA	1007.43 SF
LIMITING DISTANCE	4.0 FT	LIMITING DISTANCE	4.0 FT
ALLOWABLE OPENINGS	70.52 SF	ALLOWABLE OPENINGS	70.52 SF
ACTUAL OPENINGS	70.51 SF	ACTUAL OPENINGS	70.43 SF



## LEGEND / PLANS

	SMOKE ALARM		DOUBLE JOIST
	CARBON MONOXIDE DETECTOR		P.T. PRESSURE TREATED LUMBER
	WATERPROOF DROPTOP CEILING		G. GIRDER TRUSS
	DIPLOMAT FLOOR		A.F.F. ABOVE FINISHED FLOOR
	WAXES AND INTAKES		SOLID BEARING (TO BE SAME WIDTH AS SUPPORTED MEMBER)
	HOSE BIB		POINT LOAD
	EXHAUST FAN		FLAT ARCH
	FLOOR DRAIN		2 STORY WALL

## LEGEND / ELEVATIONS

	COLD CELLAR VENT		EG. LIGHT FIXTURE (WALL MOUNTED)
	STOVE VENT		U/S UNDER SLIDE
	FIRE PLACE VENT		FG FIXED GLAZING
	DRYER VENT		GB GLASS BLOCK
	HYDRO METER		BG BLACK GLASS
	GAS METER		

[illegible]