

2 pm.



Zancor Homes (Caledon) Ltd.
Warranty Services
Phone: (905) 738-7010
Fax: (905) 738-5948

Work Order

Closing Date: 08Jan24

Address: 11 Lippa Drive

Caledon, Ontario L7C 4M5

Location: Caledon Club - Phase: 1B - Lot: 6B

Today's Date: 21Feb25

Contact(s): Ravi, P Kodaganallur Sivaram - Home: (647) 278-6593 -
(raviprabakar2420@rogers.com)

Usha Ravi Prabaker - Cell: (416) 720-6593 - (usha.ravi0017@gmail.com)

Email: raviprabakar2420@rogers.com

Company: Zancor - Caledon

Attention:

Telephone:

Fax:

Please Complete the following items:

| DAI | Type | Issue | Appt. Date/Time | Notes |
|--------|--------|---|----------------------------|-------|
| 180654 | 1 Year | Main Bathroom- General- silicone require in shower - DONT USE SHOWER 24 HRS PRIOR | 21 Feb25 /am | Done! |

Date Completed: Feb 27/25

Homeowner Signature: [Signature]
The Homeowner acknowledges and accepts all work
has been completed in a workman like manner.

Date Completed: _____

Trade &/or Service Tech.

Signature: [Signature]

Print Name: _____

Please schedule your Service Department to complete work on the above Lot. Should no
appointment time or date appear (below) on this form, it is your responsibility to arrange and
adhere to the appointment you have scheduled. Your service representative must have this form
signed by homeowner on completion. Please fax the signed form to our office (905) 833-4367.

**Failure to comply with this request within 10 business days will give Zancor Homes (and
it's group of companies) the right to carry out any and all repairs. All costs incurred will be
applied to the Company listed above.**

8am. - Cool white.



Zancor Homes (Caledon) Ltd.
Warranty Services
Phone: (905) 738-7010
Fax: (905) 738-5948

Work Order

Closing Date: 18Jan24
Address: 67 Carilho Real Drive
Caledon, Ontario L7C 4L9
Location: Caledon Club - Phase: 1B - Lot: Block 192 - Unit 3
Today's Date: 21Feb25
Contact(s): Ravi Khatri - Home: (647) 588-7284 - (ravikhatri12@gmail.com)
Sejal Madha-Khatri - Home: (905) 952-9296 - (sejalmadha@yahoo.ca)
Email: ravikhatri12@gmail.com

Company: Zancor - Caledon
Attention:
Telephone:
Fax:

R/U 24%
40 TO INSTAL HUMIDIFIE

Please Complete the following items:

| DAI | Type | Issue | Appt. Date/Time | Notes |
|--------|--------|---|--------------------|-------------|
| 180618 | 1 Year | Living Room- General- Window trim crackin | 27Feb25 /am | DONE. |
| 180620 | 1 Year | Laundry Room- General- Countertop separating from wall | 27Feb25 /am | DONE. |
| 180622 | 1 Year | Stairs- General- Creeking on stairs- Al | 27Feb25 /am | |
| 180623 | 1 Year | Stairs- General- Trim work incomplete unfinished. Numerous locations see images- svc to caulk | 27Feb25 /am | Stain T/U's |
| 180627 | 1 Year | Living Room- General- Cracking by window trim - living room shown, however it is along all windows on this floor | 27Feb25 /am | DONE. |
| 180628 | 1 Year | Kitchen- General- Door trim cracking and lifting at bottom | 27Feb25 /am | DONE. |
| 180629 | 1 Year | Stairs- General- | 27Feb25 | |

| | | Pickets on stairs throughout have paint chipping /stain marks | /am | Done. | |
|--------|----------|--|-------------|-------------------------------------|--|
| 180631 | 1 Year | Other - General- All carpeted bedrooms in third floor creaking | 27Feb25 /am | Done | Due to furniture, unable to make repair. W/O to clear area and rebook. |
| 180632 | 1 Year | Master Ensuite- General- Shower joint silicone poorly done- Clean caulking at jamb joint fill and re due | 27Feb25 /am | Done. | |
| 180634 | 1 Year | Master Bedroom- General- Master patio door cracking trim at bottom | 27Feb25 /am | Done. | |
| 180635 | 1 Year | Stairs- General- Trim separating 3rd floor landing | 27Feb25 /am | Done | |
| 180638 | 1 Year | Exterior- General- We cannot get the zancor sign off the brick. Can someone please do this. Thanks | 27Feb25 /am | Done. | |
| 180671 | Interval | Master Bedroom- General- The carpet guy came to fix the nail issue under the carpet however when he pulled the carpet he noticed it was wet against the bathroom wall he said something must be leaking because it's wet and mold is growing. Can we get someone to check this out it is the wall in the master closet against the washroom. | 27Feb25 /am | Done Possible Shower Pan Damage. | |

Date Completed: FEB 27/25

Homeowner Signature: [Signature]
The Homeowner acknowledges and accepts all work has been completed in a workman like manner.

Date Completed: _____

Trade &/or Service Tech. P. Moore

[Signature]

Signature: _____

Print Name: _____

Please schedule your Service Department to complete work on the above Lot. Should no appointment time or date appear (below) on this form, it is your responsibility to arrange and adhere to the appointment you have scheduled. Your service representative must have this form signed by homeowner on completion. Please fax the signed form to our office (905) 833-4367.


Failure to comply with this request within 10 business days will give Zancor Homes (and it's group of companies) the right to carry out any and all repairs. All costs incurred will be applied to the Company listed above.

Caledon Club - Phase: 1B - Lot: Block 192 - Unit 3

180623 - 1 - a23faae7-775a-4572-9bdc-


a4c86050ec7e - Trim work incomplete unfinished.

Numerous locations see images-svc to caulk




180627 - 1 -

e0c7cf0a-8714-4b50-8760-101608922866 - Cracking by window trim - living room shown, however it is along all windows on this floor



180628 - 1 -

54ce5c22-ad02-4d5d-8ac1-f887e3d4fb7c - Door trim cracking and lifting at bottom




180632 - 1 -

a323e2ab-2662-40ac-967a-3cae56da8648 - Shower joint silicone poorly done- Clean caulking at jamb joint fill and re due



180635 - 1 - 276c8c97-0998-4f82-80f6-e5fe72fb868






- Trim separating 3rd floor landing



Outstanding Deficiencies

Caledon Club - Phase: 1B - Lot: Block 192 - Unit 3

| <u>Date Reported</u> | <u>Type</u> | <u>Number</u> | <u>Deficiency Description</u> | <u>Trade Assigned</u> | <u>Add Trade</u> | <u>Appointment Date</u> | <u>Item Completed</u> | <u>Initial</u> |
|----------------------|-------------|---------------|--|--|------------------|-------------------------|-------------------------------------|----------------|
| <u>13Feb25</u> | 1 Year | 1 | Living Room- General- Window trim crackin | <u>Zancor - Caledon</u> 180618 | <u>Add</u> | <u>27Feb25</u> | <input checked="" type="checkbox"/> | AM |
| <u>13Feb25</u> | 1 Year | 2 | Kitchen- General- Bulk head is cracking | <u>Foremont Drywall</u> 180619 | <u>Add</u> | <u>27Feb25</u> | <input checked="" type="checkbox"/> | MAC G |
| <u>13Feb25</u> | 1 Year | 3 | Laundry Room- General- Countertop separating from wall | <u>Zancor - Caledon</u> 180620 | <u>Add</u> | <u>27Feb25</u> | <input checked="" type="checkbox"/> | AM |
| <u>13Feb25</u> | 1 Year | 4 | Stairs- General- s Staining in stairs blotching- BOOT PRINT INSIDE STAIN | <u>Perfect Touch - CALEDON</u> 180621 | <u>Add</u> | <u>27Feb25</u> | <input checked="" type="checkbox"/> | |
| <u>13Feb25</u> | 1 Year | 5 | Stairs- General- Creaking on stairs- AI | <u>Zancor - Caledon</u> 180622 | <u>Add</u> | <u>27Feb25</u> | <input checked="" type="checkbox"/> | |
| <u>13Feb25</u> | 1 Year | 6 | Stairs- General- Trim work incomplete unfinished. Numerous locations see images- syc to caulk | <u>Zancor - Caledon</u> 180623 | <u>Add</u> | <u>27Feb25</u> | <input checked="" type="checkbox"/> | AM |
| <u>13Feb25</u> | 1 Year | 7 | Stairs- General- Trimwork unfinished - STAIN REQUIRED AT EDGE OF TRIM FACING DEN | <u>Perfect Touch - CALEDON</u> 180624 | <u>Add</u> | <u>27Feb25</u> | <input checked="" type="checkbox"/> | |
| <u>13Feb25</u> | 1 Year | 8 | Other- General- Nail heads all over house popping out. Some images attached | <u>Foremont Drywall</u> 180625 | <u>Add</u> | <u>27Feb25</u> | <input checked="" type="checkbox"/> | |
| <u>13Feb25</u> | 1 Year | 9 | Stairs- General- Staircase steps seperating throughout | <u>Bolton Railings Inc.</u> 180626 | <u>Add</u> | <u>27Feb25</u> | <input checked="" type="checkbox"/> | |
| <u>13Feb25</u> | 1 Year | 10 | Living Room- General- Cracking by window trim - living room shown, however it is along all windows on this floor | <u>Zancor - Caledon</u> 180627 | <u>Add</u> | <u>27Feb25</u> | <input checked="" type="checkbox"/> | AM |
| <u>13Feb25</u> | 1 Year | 11 | Kitchen- General- Door trim cracking and lifting at bottom | <u>Zancor - Caledon</u> 180628 | <u>Add</u> | <u>27Feb25</u> | <input checked="" type="checkbox"/> | AM |
| <u>13Feb25</u> | 1 Year | 12 | Stairs- General- Pickets on stairs throughout have paint chipping /stain marks | <u>Zancor - Caledon</u> 180629 | <u>Add</u> | <u>27Feb25</u> | <input checked="" type="checkbox"/> | AM |
| <u>13Feb25</u> | 1 Year | 14 | Other- General- All carpeted bedrooms in third floor creaking | <u>Zancor - Caledon</u> 180631 | <u>Add</u> | <u>27Feb25</u> | <input checked="" type="checkbox"/> | |
| <u>13Feb25</u> | 1 Year | 15 | Master Ensuite- General- Shower joint silicone poorly done- Clean caulking at jamb joint fill and re due | <u>Zancor - Caledon</u> 180632 | <u>Add</u> | <u>27Feb25</u> | <input checked="" type="checkbox"/> | AM |
| <u>13Feb25</u> | 1 Year | 16 | Master Ensuite- General- Wall cracking above washroom door | <u>Foremont Drywall</u> 180633 | <u>Add</u> | <u>27Feb25</u> | <input checked="" type="checkbox"/> | |
| <u>13Feb25</u> | 1 Year | 17 | Master Bedroom- General- Master patio door cracking trim at bottom | <u>Zancor - Caledon</u> 180634 | <u>Add</u> | <u>27Feb25</u> | <input checked="" type="checkbox"/> | AM |
| <u>13Feb25</u> | 1 Year | 18 | Stairs- General- Trim separating 3rd floor landing | <u>Zancor - Caledon</u> 180635 | <u>Add</u> | <u>27Feb25</u> | <input checked="" type="checkbox"/> | AM |

| | | | | | | | | |
|----------------|----------|----|--|-----------------------------|-----|---------|---|---|
| <u>13Feb25</u> | 1 Year | 19 | Bedroom 2- General- Bedroom 2 has cracking on ceiling/where ceiling meets the wall | Foremont Drywall 180636 | Add | 27Feb25 |  | |
| <u>13Feb25</u> | 1 Year | 20 | Exterior- General- Cladding pooling water | Kingsview Carpentry, 180637 | Add | 27Feb25 |  | |
| <u>13Feb25</u> | 1 Year | 21 | Exterior- General- We cannot get the zancor sign off the brick. Can someone please do this. Thanks | Zancor - Caledon 180638 | Add | 27Feb25 |  |  |
| <u>20Feb25</u> | Interval | 13 | Master Bedroom- General- The carpet guy came to fix the nail issue under the carpet however when he pulled the carpet he noticed it was wet against the bathroom wall he said something must be leaking because it's wet and mold is growing. Can we get someone to check this out it is the wall in the master closet against the washroom. | Zancor - Caledon 180671 | Add | 27Feb25 |  | |

Homeowner Signature: _____



The Homeowner acknowledges and accepts that all initialled work has been completed in a workman like manner to their satisfaction.

Date: Feb 27/25Zancor Service Technician: 

Bam. - cool white.



Zancor Homes (Caledon) Ltd.
Warranty Services
Phone: (905) 738-7010
Fax: (905) 738-5948

Work Order

Closing Date: 14Nov23

Address:

15 Gatherwood Terrace
Caledon, Ontario L7C 4M4

Location:

Caledon Club - Phase: 1B - Lot: 94B

Today's Date:

21Feb25

Contact(s):

Kavitha Ganesan - Cell: (416) 627-6374 - (kavithamugund@gmail.com)

Mugundan Murugesan

Email:

kavithamugund@gmail.com

Company:

Zancor - Caledon

Attention:

Telephone:

Fax:

Please Complete the following items:

| DAI | Type | Issue | Appt. Date/Time | Notes |
|--------|--------|---|--------------------|-------|
| 179716 | 1 Year | Living Room- General-Distorted wall, we had reported this earlier and was told it will be completed in 1 year | 26Feb25 /am | Done |
| 179717 | 1 Year | Living Room- General- Posh area wall is distorted, the wall is twisted on the side | 26Feb25 /am | Done. |

Date Completed: Feb 26/25

Homeowner Signature:

The Homeowner acknowledges and accepts all work has been completed in a workman like manner.

Date Completed: _____

Trade &/or Service Tech.

Signature:

Print Name: _____

Please schedule your Service Department to complete work on the above Lot. Should no appointment time or date appear (below) on this form, it is your responsibility to arrange and adhere to the appointment you have scheduled. Your service representative must have this form signed by homeowner on completion. Please fax the signed form to our office (905) 833-4367.

Caledon Club - Phase: 1B - Lot: 94B

179716 - 1 - cf6bc57f-1aff-46f0-943f-8453c8e6542d -
Distorted wall , we had reported this earlier and
was told it will be completed in 1 year



179717 - 1 -
d5449c9c-9d97-438d-80a7-86010118a8a9 - Posh
area wall is distorted, the wall is twisted on the
side

