

Vendor / Builder #

Enrollment #

Purchaser Name:

Wayne Thomas Koethe

Legal Address:

Phone Res:

Project:

Zancor Homes (Caledon) Ltd.

Phone Bus:

6474718709

Plan #:

Closing Date:

2023-09-18

Lot / Phase #:

145B / 1B

Inspector:

Alexandria Damianidis

Municipality:

Inspection Date: Aug 11, 2023

Please list below any damaged, incomplete, or missing items and anything that is not in good operating condition. Also note any (substitutions) of items referred to in, or to be selected under, the Agreement of Purchase and Sales (APS). Please initial all changes and deletions. As a minimum, check the following:

DAMAGED, INCOMPLETE OR MISSING

- Windows, side lights and other glazing. Window and door screens
- Bathtub sinks and toilets
- Bathroom accessories if provided
- Mirrors, counter tops and cabinetry
- Flooring (hardwood, vinyl, ceramic tiles, carpeting)
- Interior finished and trim carpentry
- Furnace
- Hot water heater, if provided (not rental)
- Exterior finished, driveways, walkways, decks and landscaping

OPERATING CONDITION

- Windows, interior and exterior doors including garage overhead doors, door locks
- Faucets: Kitchen, bathroom, laundry room
- Exhaust fans (kitchen, bathrooms) if provided
- Electrical outlets and fixtures
- Gas fireplaces, incl. circulation fans, if provided
- Heat Recovery Ventilation system, if provided
- Heating system
- Hot water heater, if provided (not rental)
- Air conditioning system, if provided and if conditions permit

EXTERIOR

PORCH

Deficiency:

REMOVE PAINT ON PORCH SLAB

Pictures:



BRICKS

Deficiency:

BRICK MISSION INN RIGHT SIDE OF HOME BY GAS METER

Pictures:



NOTE:

Deficiency:

VALVE BROKEN BACK OF HOME

Pictures:


No Pictures for this deficiency

KITCHEN

CABINETS

Deficiency:
CHIPS ON RIGHT FRIDGE GABLE AND LEFT GABLE

Pictures:




Deficiency:
CHIPS ON MICROWAVE CUT OUT

Pictures:




Deficiency:
CHIPS BELOW SINK BOTTOM GABLE

Pictures:



Deficiency:
CHIPS AT ISLAND GABLE AT FLOOR LINE FACING FRIDGE AND ON TRIM BESIDE

Pictures:



Deficiency:
ADJUST LOWER POT DRAWER

Pictures:



Deficiency:
SCRATCHES AT UPPER CABINET RIGHT OF HOOD FAN

Pictures:



Deficiency:
CHIPS AT CORNERS MOULDING ABOVE FRIDGE CORNERS AND AT UPPER SHELF RIGHT OF OVEN

Pictures:



Deficiency:
REMOVE GLUE IN CABINETS THROUGHOUT


Pictures:



COUNTERTOPS

Deficiency:
SCRATCHES ON COUNTER TOP BEHIND SINK REMOVE GLUE REMOVE PAINT

Pictures:



POWDER ROOM

NOTE:


Deficiency:
CHIPS ON BOTTOM GABLES, CHIPS AND SCRATCHES ON BOTH DOORS

Pictures:



Deficiency:
SCRATCHES ON COUNTER TOP BOTTOM RIGHT AND LEFT

Pictures:



Deficiency:
CHIPS AT KICKPLATE

Pictures:




FOYER/HALL

NOTE:


Deficiency:
DENTS ON GARAGE MAN DOOR BOTH SIDES

Pictures:



Deficiency:
ADJUST DOOR TO BSMT STUCK AND HANDLE

Pictures:



FRONT DOORS


Deficiency:
CHIPS AT MIDDLE ASTRICAL

Pictures:



Deficiency:
DENT AT DESIGN TRIM OF FRONT DOOR AND TRIM MISSING LEFT SIDE

Pictures:



STAIRS

Deficiency:
DAMAGED OUTSIDE STINGER AT STAIRS TO BSMT

Pictures:




MASTER BEDROOM

FLOORING


Deficiency:
REMOVE STAINS ON CARPET THROUGHOUT BEDROOM
- MULTIPLE AREAS

Pictures:



Deficiency:
SCRATCHES ON NOSING AT ENTRENCE TO MASTER

Pictures:



MASTER ENSUITE BATH

FAUCETS/PLUMBING

Deficiency:
OVER CUT IN TILE BY PLUMBING

Pictures:



COUNTERTOPS

Deficiency:
CRACK INFRONT OF LEFT SINK SCRATCHES ON
COUNTERTOP BESIDE LEFT AND RIGHT SINK

Pictures:



SHOWER ENCLOSURE

Deficiency:
SCRATCHES ON MARBLE JAMB

Pictures:



LAUNDRY ROOM

SINK/FAUCET/PLUMBING

Deficiency:
REMOVE DIRT/STAINS FROM SINK


Pictures:



FLOORING

Deficiency:
TILE BASEBOARD MISSING AT ENTRENCE RIGHT SIDE
AND LEFT SIDE

Pictures:




BEDROOM #3

FLOORING

Deficiency:
REMOVE STAINS ON CARPET -MULTIPLE AREAS

Pictures:




BEDROOM #2

FLOORING

Deficiency:
REMOVE STAINS ON CARPET - MULTIPLE AREAS

Pictures:





BEDROOM #4

MAIN BATHROOM

VANITY CABINETS

Deficiency:
CHIP ON BOTTOM GABLE AS WELL AS TOUCH UP
RIGHT SIDE GABLE, PAINT COMING OFF, CHIPS ON
RIGHT AND LEFT DOORS CORNERS, SCRATCH ON
RIGHT DOOR

Pictures:



MIRROR

Deficiency:
SMALL SCRATCH ON MIRROR BELOW LIGHT FIXTURE

Pictures:



UPPER HALL

FLOORING

Deficiency:
AS PER HO INSPECT DIP IN FLOOR INFRONT OF
BEDROOM 2 AND INSPECT FLOORING RAISED INFRONT
OF BEDROOM 4

Pictures:



BASEMENT

NOTE:

Deficiency:
UNABLE TO OPEN HRV DOOR DUE TO GAS LINE IN
WAY

Pictures:



Deficiency:
REMOVE DIRT FROM INSTALLATION

Pictures:



Deficiency:
BSMT COLD ROOM DOOR NOT CLOSING

Pictures:




LIVING ROOM

FLOORING

Deficiency:

37TH HARDWOOD PLANK RAISED

Pictures:

THE COMPLETED PRE-DELIVERY INSPECTION IS A FORMAL RECORD OF THE HOME'S CONDITION BEFORE THE PURCHASER TAKES POSSESSION IT WILL BE USED AS A REFERENCE FOR FUTURE WARRANTY REQUESTS

** Purchasers or owners who intend to designate someone to conduct the PDI in their place should ensure they provide written authority to the vendor/builder authorizing the designate to sign this form on their behalf.*

Handwritten signature of the Builder Representative.

Builder Representative

Handwritten signature of the Purchaser.

Purchaser

Designate's Name(please print)

Designate's Signature

I the homeowner, confirm that all repair work listed will be completed

Handwritten signature of the Homeowner.

Purchaser

Date