












Outstanding Deficiencies  
Belle Aire Shores - Phase: 3 - Lot: 246W

Date Reported	Type	Number	Deficiency Description	Trade Assigned	Add Trade	Appointment Date	Item Completed	Initial
19May23	PDI	1	BASEMENT- NOTE:~DUCTS NOT CLEANED	<div><div></div><div>Canada Carpet Care</div></div> 157127	Add	NoAppointment.	<input checked="" type="checkbox"/>	
19May23	PDI	2	KITCHEN- CABINETS~CHIP AT BOTTOM GABLE LEFT OF STOVE AT FLOOR LINE 2)INSTALL SHELF AT ALL LOWER CABINETS 3)INSPECT HOLE IN BACK FRAME AT HOOD FAN CABINET 4)ADJUST LOWER LEFT CABINET RIGHT OF BANK OF DRAWERS 5)CHIP AT BOTTOM GABLE AT ISLAND RIGHT OF SINK 6) CHIP AT ISLAND GABLE FACING WINDOW MIDDLE CABINET AND RIGHT CABINET BOTTOM GABLE	<div><div></div><div>New Image Kitchens</div></div> 157128	Add	NoAppointment.	<input type="checkbox"/>	
19May23	PDI	3	LIBRARY/DEN- FLOORING~CHIP ON 17, 20, 27, 28, 35, 36 PLANK FROM LEFT WALL FROM ENTRANCE FROM FOYER 2) DINNING LARGE CHIP AT LEFT HARDWOOD PLANK AT HEAT REGISTER BELOW WINDOW	<div><div></div><div>First Canadian Hardwood</div></div> 157129	Add	NoAppointment.	<input type="checkbox"/>	
19May23	PDI	4	FOYER/HALL- STAIRS~DENT ON 2ND TREAD AT STAIRS FROM LANDING TO 2ND FLOOR ♦ 2) CHIP ON INSIDE STRINGER BELOW NOISING AT 2ND FLOOR 3) CHIP AT INSIDE STRINGER BY TRIM AND RISER AT STAIRS FROM LANDING TO 2ND FLOOR 4) DENT ON TREAD BELOW NOISING AT LANDING TO 2ND FLOOR 5) DENT ON 2,3,4,5 TREAD AT STAIRS FROM MAIN TO LANDING TO 2ND FLOOR. 6) CHIP ON STRINGER BELOW NOISING AT STAIRS TO BSMT 7) SECURE VENEER AT INSIDE STRINGER LEFT OF NOISING AT STAIRS TO BSMT 8) CHIP ON 3 TREAD AT BSMT LANDING TO GARAGE LANDING 9) CHIP ON NOISING AT STAIRS TO BSMT	<div><div></div><div>Bolton Railings Inc.</div></div> 157130	Add	NoAppointment.	<input checked="" type="checkbox"/>	
19May23	PDI	6	UPPER HALL- WALLS~LINE IN STIPPLE ABOVE STAIRS	<div><div></div><div>Foremont Drywall</div></div> 157132	Add	NoAppointment.	<input checked="" type="checkbox"/>	<i>add</i>
19May23	PDI	7	BEDROOM 4 ENSUITE- VANITY CABINETS~CHIP AT BOTTOM GABLE RIGHT SIDE 2) CHIP AT LEFT SIDE SPLASH	<div><div></div><div>New Image Kitchens</div></div> 157133	Add	NoAppointment.	<input checked="" type="checkbox"/>	<i>add</i>
19May23	PDI	8	BEDROOM #4- WINDOWS~CRACK AT MIDDLE FIXED GLASS	<div><div></div><div>Newmar</div></div> 157134	Add	NoAppointment.	<input type="checkbox"/>	
19May23	PDI	9	BEDROOM #3- WALLS~REPAIR AT STIPPLE AT PEAKS AT WINDOW	<div><div></div><div>Foremont Drywall</div></div> 157135	Add	NoAppointment.	<input checked="" type="checkbox"/>	<i>add</i>
19May23	PDI	10	SHARED ENSUITE- VANITY CABINETS~SMALL CHIP BELOW LEFT SINK AT GABLE AND CABINET LEFT OF LEFT SINK AT BOTTOM GABLE 2) SMALL CHIP BELOW RIGHT SINK AT GABLE AND CABINET RIGHT OF RIGHT SINK AT BOTTOM GABLE	<div><div></div><div>New Image Kitchens</div></div> 157136	Add	NoAppointment.	<input type="checkbox"/>	
19May23	PDI	12	MASTER ENSUITE BATH- FLOORING~INSPECT GAP AT FLOOR TILE BEHIND TUB RIGHT SIDE CAULKING USED	<div><div></div><div>AV Classic</div></div> 157138	Add	NoAppointment.	<input checked="" type="checkbox"/>	
19May23	PDI	13	MASTER ENSUITE BATH- VANITY CABINETS~CHIP AT BOTTOM GABLE BELOW RIGHT SINK 2) CHIP AT BOTTOM RIGHT CABINET SHELF 3) INSPECT YELLOW MARK AT COUNTER LEFT COUNTER TOP 4) CHIP AT BOTTOM RIGHT GABLE, RIGHT OF SINK AT LEFT VANITY.	<div><div></div><div>New Image Kitchens</div></div> 157139	Add	NoAppointment.	<input type="checkbox"/>	

<u>19May23</u>	PDI	14	MASTER ENSUITE BATH- SHOWER ENCLOSURE- SHOWER GLASS NOT INSTALLED	<u>Central Glass</u> 157140	<u>Add</u>	<u>NoAppoint.</u>	<input checked="" type="checkbox"/>	
<u>19May23</u>	PDI	15	EXTERIOR- SHINGLES- TORN SHINGLES AT ROOF PEAK ABOVE GARAGE CAN SEE FROM BEDROOM 4	<u>Trudel &amp; Sons Roofing LTD.</u> 157141	<u>Add</u>	<u>NoAppoint.</u>	<input type="checkbox"/>	<input type="checkbox"/>
<u>19May23</u>	PDI	16	EXTERIOR- NOTE:-MISSING BRICK AT FRONT PORCH LEFT OF PORCH LIGHT AT SOFFIT CEILING	<u>River Valley Masonry Group LTD</u> 157142	<u>Add</u>	<u>NoAppoint.</u>	<input checked="" type="checkbox"/>	<input type="checkbox"/>
<u>19May23</u>	PDI	17	EXTERIOR- NOTE:-FAVESTROUGH AND DOWNSPOUT NOT INSTALLED.	<u>Promark Aluminum LTD.</u> 157143	<u>Add</u>	<u>NoAppoint.</u>	<input checked="" type="checkbox"/>	

*Rec'd Start porch*

Homeowner Signature: \_\_\_\_\_

The Homeowner acknowledges and accepts that all initialled work has been completed in a workman like manner to their satisfaction.

Date: \_\_\_\_\_

Zancor Service Technician: \_\_\_\_\_