

36" Gas Slide-in Rangetop

800 Series – Stainless Steel RGM8658UC



RGM8658UC
Stainless Steel

The six burner 36" stainless steel slide-in gas rangetop provides the look and features of a commercial-style appliance.


- Features & Benefits
 - Six powerful gas burners allows you to cook multiple dishes with full range BTU performance.
 - Dual flame power burner delivers two heat options, from full power heat-up to delicately low simmer.
 - Heavy-duty continuous surface grates can be easily cleaned in the dishwasher.
 - OptiSim® burner – offers more flame control at the lowest settings for precise simmering.
 - Stainless steel exterior front and large metal control knobs offers a bold distinct look.

General Properties		
No. of burners	6	
Knob material	Metal	
Control location	Up front	
Sealed burners	Yes	
Ignition system	Electric; flame failure device	
Cooktop surface material	Porcelain coated steel	
Grate material	Cast iron	
Grate features	Continuous grates; dishwasher safe	
Burner Performance		
Total BTU load (NG / LP)	77,000 / 77,000	
Power of front left burner (NG / LP)	18,000 / 18,000 BTU	
Dual-flame		
Power of back left burner (NG / LP)	12,000 / 12,000 BTU	
Power of front center burner (NG / LP)	12,000 / 12,000 BTU	
Power of back center burner (NG / LP)	12,000 / 12,000 BTU	
Power of back right burner (NG / LP)	5,000 / 5,000 BTU	
Opti-Sim®		
Power of front right burner (NG / LP)	18,000 / 18,000 BTU	
Dual-flame		



Technical Details		
Circuit breaker	15 A	
Volts	120 V	
Frequency	60 Hz	
Plug type	3-prong	
Power cord length	60"	
Fuel type	Natural Gas (factory set)	
Convertible to LP (kit required)	Yes	

Dimensions & Weight		
Overall appliance dimensions (HxWxD)	7 1/2" x 35 15/16" x 26 5/8"	
Required cutout size (HxWxD)	7 3/8" x 36" x 24"	
Minimum distance from side wall	20"*	
Net weight	34.5 lbs	
Accessories – Included		
Included	LP conversion kit, OptiSim® cap	
Accessories – Optional		



* If one side has a minimum distance of 28" (711 mm) to the wall, the other distance can be minimum 12" (305 mm) to the wall.

Accessories: To purchase Bosch accessories, cleaners & parts please visit www.bosch-home.com/us/store or call 1-800-944-2904 (Mon to Fri 5 am to 6 pm PST, Sat 6 am to 3 pm PST).
Notes: All height, width and depth dimensions are shown in inches. BSH reserves the absolute and unrestricted right to change product materials and specifications, at any time, without notice. Consult the product's installation instructions for final dimensional data and other details prior to making cutout.
Warranties: Please see Use & Care manual or Bosch website for statement of limited warranty.
For more information on our entire line of products, go to www.bosch-home.com/us or call 1-800-944-2904
© BSH Home Appliances Corporation. All rights reserved. Bosch is a registered trademark of Robert Bosch GmbH.

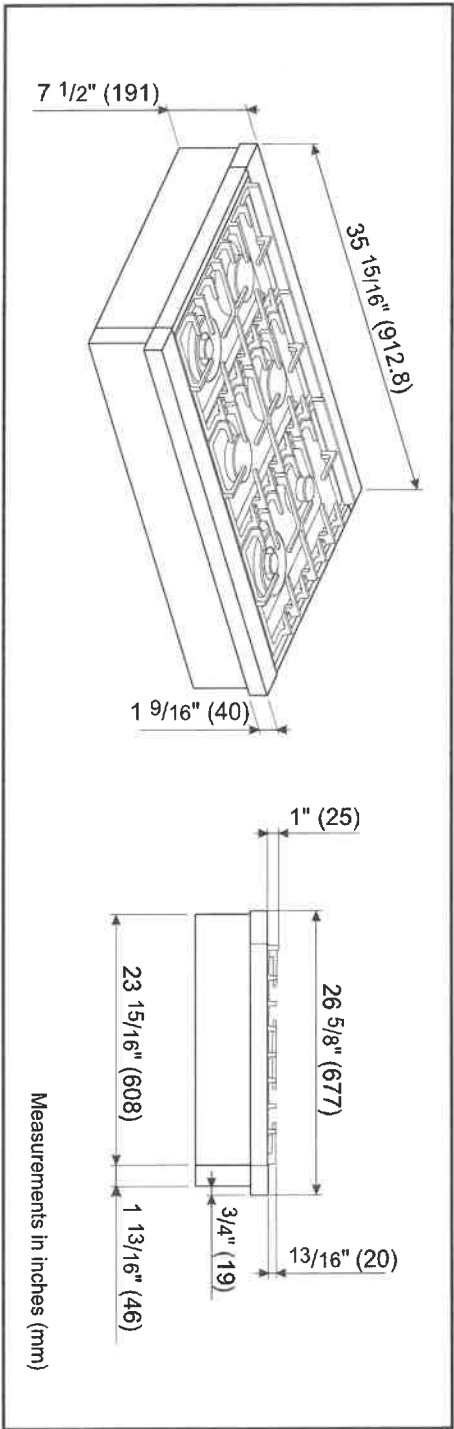
83B Apr 24/23

36" Gas Slide-in Rangetop

800 Series – Stainless Steel RGM8658UC



Installation Details



Accessories: To purchase Bosch accessories, cleaners & parts please visit www.bosch-home.com/us/store or call 1-800-944-2904 (Mon to Fri 5 am to 6 pm PST, Sat 6 am to 3 pm PST).
Notes: All height, width and depth dimensions are shown in inches. BSH reserves the absolute and unrestricted right to change product materials and specifications, at any time, without notice. Consult the product's installation instructions for final dimensional data and other details prior to making cutout.
Warranties: Please see Use & Care manual or Bosch website for statement of limited warranty.
For more information on our entire line of products, go to www.bosch-home.com/us or call 1-800-944-2904
© BSH Home Appliances Corporation. All rights reserved. Bosch is a registered trademark of Robert Bosch GmbH.

83B Apr 24/23

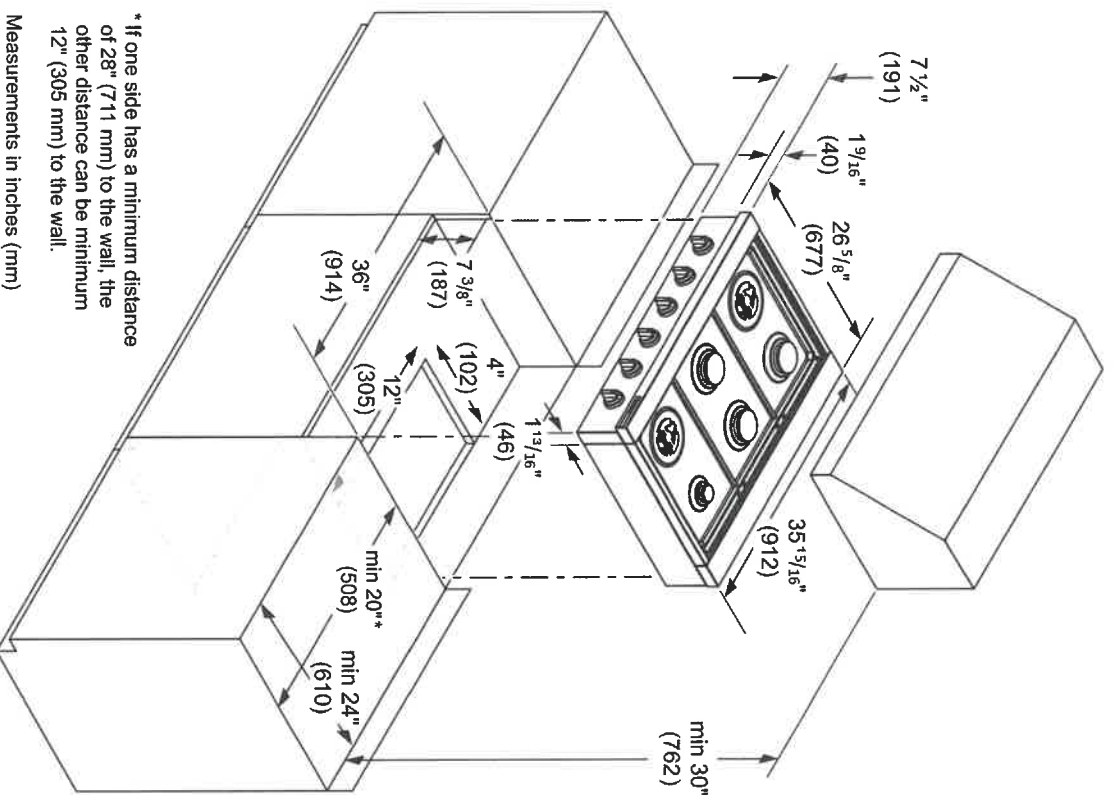
36" Gas Slide-in Rangetop

800 Series – Stainless Steel RGM8658UC



BOSCH
Invented for life

Installation Details



* If one side has a minimum distance of 28" (711 mm) to the wall, the other distance can be minimum 12" (305 mm) to the wall.

Measurements in inches (mm)

Accessories: To purchase Bosch accessories, cleaners & parts please visit www.bosch-home.com/us/store or call 1-800-944-2904 (Mon to Fri 5 am to 6 pm PST, Sat 6 am to 3 pm PST).

Notes: All height, width and depth dimensions are shown in inches. BSH reserves the absolute and unrestricted right to change product materials and specifications, at any time, without notice. Consult the product's installation instructions for final dimensional data and other details prior to making cutout.

Warranties: Please see Use & Care manual or Bosch website for statement of limited warranty.

© BSH Home Appliances Corporation. All rights reserved. Bosch is a registered trademark of Robert Bosch GmbH.

83B Apr 24 / 23

30" Speed Combination Oven

800 Series – Stainless Steel HBL8753UC



HBL8753UC
Stainless Steel

Also available in:

Black HBL8743UC
Stainless Steel

Bosch speed combination ovens create an all-in-one cooking center with an upper speed oven and a Convection Pro oven below.

Features & Benefits

2-in-1 microwave and convection oven with 9 SpeedChef® programs to simplify cooking with fast results.

Convection Pro combines a third heating element with a back fan for even browning and time savings by using multiple racks at one time.

Oven is equipped with a self-cleaning cycle that easily cleans itself via 2, 3, and 4 hour cycle options.

Download the Home Connect® app to remotely monitor and control your Bosch wall oven with your smart phone or tablet.

General Properties

Home Connect® – lower cavity (WiFi enabled)	Yes
Oven modes – upper cavity	Speed oven: 12 Auto Programs (including Auto Defrost, Melt Butter, Soften Ice Cream, Pizza), 9 Sensor Cook Programs, 9 SpeedChef® Programs, Hi & Lo Broil, Convection Multi-Rack, Keep Warm, Frozen Foods
Oven modes – lower cavity	Bake, Variable Broil (hi & low), Roast, Warm, Sabbath, Proof Dough, Convection Bake, Convection Broil, Convection Roast, Pizza, Convection Multi-Rack, Convection Conversion, Temperature Probe, Fast Preheat

Cleaning type – lower Self Clean

Telescopic rack 1

Illumination type LED (Upper) / Halogen (Lower)

Interior lights 1 Upper / 2 Lower

Oven Performance

Microwave power – upper cavity 1000 W

Bake / broil element – upper cavity 600 / 1,750 W

Convection element – upper cavity 1,700 W

Bake / broil element – lower cavity 2,400 / 3,800 W

Convection element – lower cavity 2,000 W

Technical Details

Watts 9,600 W

Circuit breaker 40 A

Volts; Frequency 240 / 208 V; 60 Hz

Power cord length 60"

Plug type Fixed Connection, No Plug

Energy source Electric

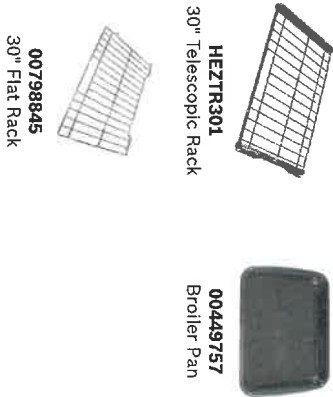
Dimensions & Weight

Overall appliance dimensions (HxWxD)	49" x 29 3/4" x 24 1/2"
Required cutout size – Standard (HxWxD)	48 5/8" x 28 1/2" x 23 1/2"
Required cutout size – Flush (HxWxD)	49 1/8" x 30" x 24 1/2"
Speed oven cavity size – upper	1.6 cu. ft.
Overall upper speed oven interior dimensions (HxWxD)	9 7/8" x 16 1/2" x 16 1/2"
Metal turntable diameter	14 1/8" dia.
Ceramic tray diameter	13 3/4" dia.
Rack – rectangular cookware max. – upper	15" x 12"
Oven cavity size – lower	4.6 cu. ft.
Overall lower oven interior dimensions (HxWxD)	17 13/16" x 24 1/8" x 18"
Usable lower oven interior dimensions (HxWxD)	12 1/4" x 23 1/4" x 15 1/4"
Net weight	259 lbs

Accessories – Included

Upper Oven: Metal Turntable, Square rack, Ceramic Cooking Tray
Lower Oven: 1 Telescopic and 2 Standard Oven Racks, Temperature Probe

Accessories – Optional



Accessories: To purchase Bosch accessories, cleaners & parts please visit www.bosch-home.com/us/store or call 1-800-944-2904 (Mon to Fri 5 am to 6 pm PST, Sat 6 am to 3 pm PST).
Notes: All height, width and depth dimensions are shown in inches. BSH reserves the absolute and unrestricted right to change product materials and specifications, at any time, without notice. Consult the product's installation instructions for final dimensional data and other details prior to making cutout.
Warranties: Please see Use & Care manual or Bosch website for statement of limited warranty.
For more information on our entire line of products, go to www.bosch-home.com/us or call 1-800-944-2904
© BSH Home Appliances Corporation. All rights reserved. Bosch is a registered trademark of Robert Bosch GmbH.

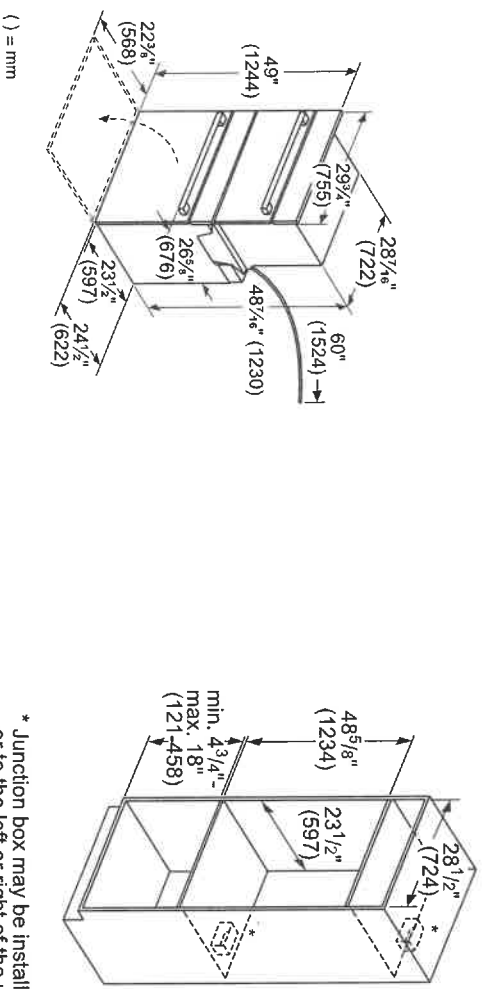
83B Apr 24/23

30" Speed Combination Oven

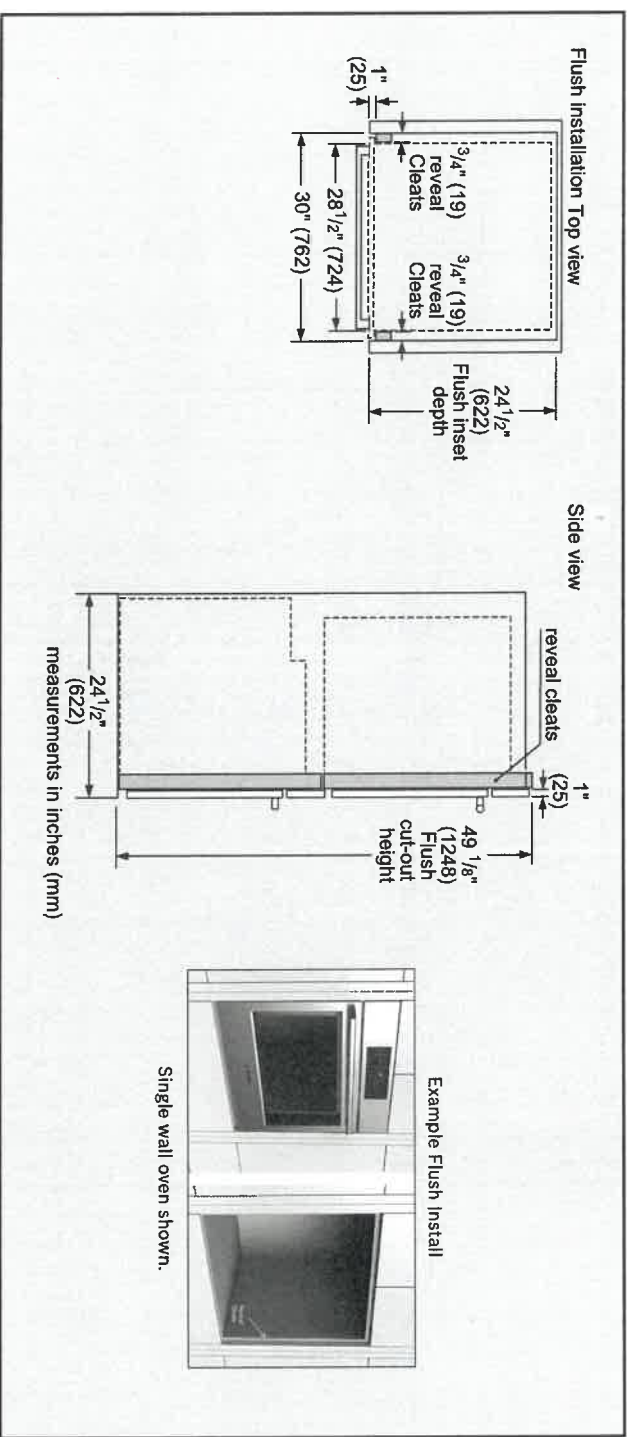
800 Series – Stainless Steel HBL8753UC



Installation Details



measurements in inches (mm)



Accessories: To purchase Bosch accessories, cleaners & parts please visit www.bosch-home.com/us/store or call 1-800-944-2904 (Mon to Fri 5 am to 6 pm PST, Sat 6 am to 3 pm PST).
Notes: All height, width and depth dimensions are shown in inches. BSH reserves the absolute and unrestricted right to change product materials and specifications, at any time, without notice. Consult the product's installation instructions for final dimensional data and other details prior to making cutout.
Warranties: Please see Use & Care manual or Bosch website for statement of limited warranty.
For more information on our entire line of products, go to www.bosch-home.com/us or call 1-800-944-2904
© BSH Home Appliances Corporation. All rights reserved. Bosch is a registered trademark of Robert Bosch GmbH.

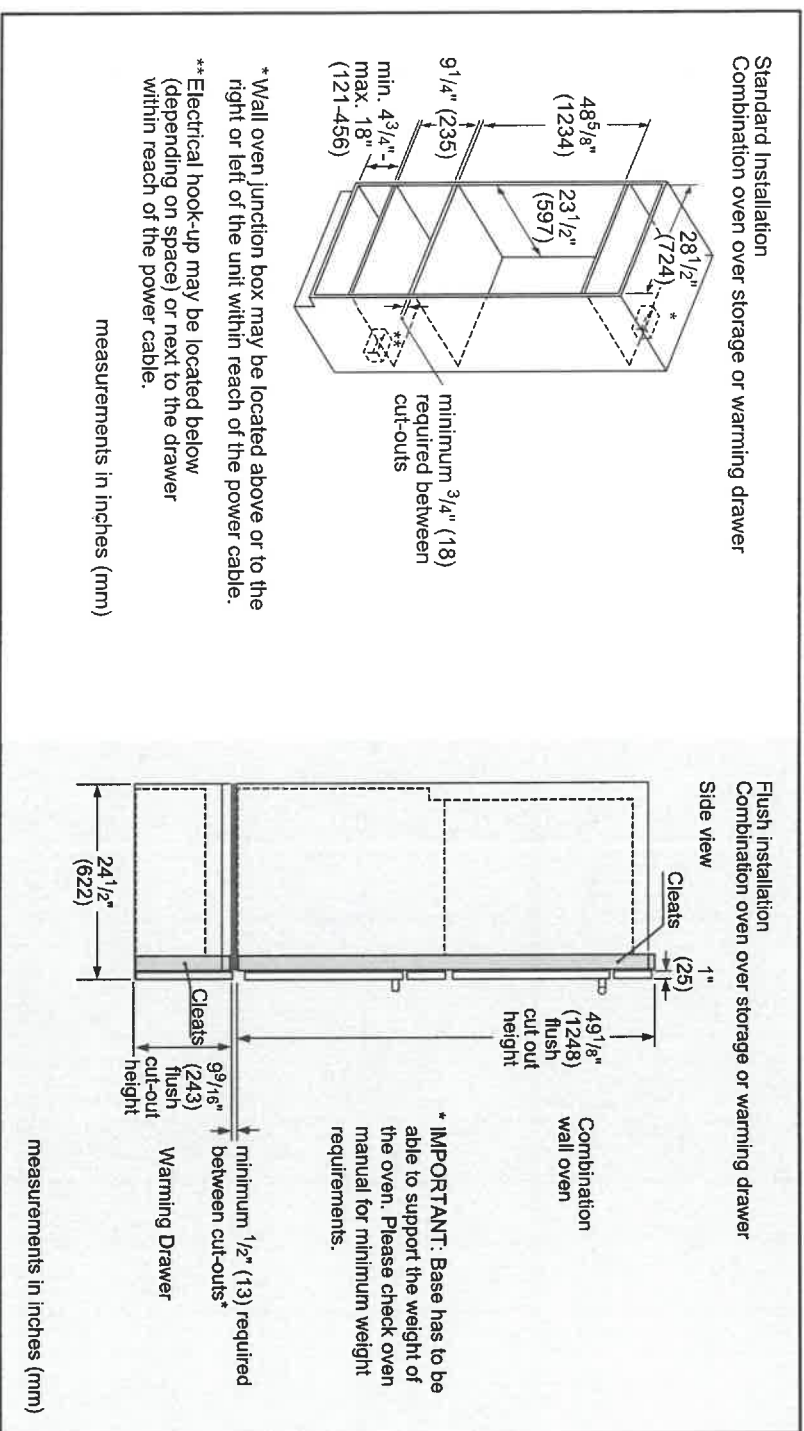
83B Apr 24/23

30" Speed Combination Oven

800 Series – Stainless Steel HBL8753UC



Installation Details



Accessories: To purchase Bosch accessories, cleaners & parts please visit www.bosch-home.com/us/store or call 1-800-944-2904 (Mon to Fri 5 am to 6 pm PST, Sat 6 am to 3 pm PST).
Notes: All height, width and depth dimensions are shown in inches. BSH reserves the absolute and unrestricted right to change product materials and specifications, at any time, without notice. Consult the product's installation instructions for final dimensional data and other details prior to making cutout.
Warranties: Please see Use & Care manual or Bosch website for statement of limited warranty.
For more information on our entire line of products, go to www.bosch-home.com/us or call 1-800-944-2904
© BSH Home Appliances Corporation. All rights reserved. Bosch is a registered trademark of Robert Bosch GmbH.


83B Apr 24/23

36" Counter-Depth 4-Door Refrigerator

800 Series – Stainless Steel B36CL80ENS



BOSCH
Invented for life



B36CL80ENS
Stainless Steel w/
Recessed Handles

Introducing the revolutionary, new FarmFresh System™, with four freshness technologies designed to work together to keep your food fresher, longer. Enjoy less food waste, new innovative features and more thoughtful design.

Features & Benefits

VitaFreshPro™ provides pre-programmed freshness settings to optimize temperature and humidity to keep meat, fish, and produce fresher, longer.

Interior Water Dispenser is thoughtfully placed inside for refreshing water at the touch of a button or a push of a nozzle.

FlexBar™ utilizes typically unused space in the upper refrigerator cavity.

Recessed handle provides flush design to match any sleek kitchen.

General Properties	
Full 72" height and true counter depth for built-in appearance	Yes
Easy Clean Stainless Steel	Yes
Lighting	Recessed LED light bars
Number of compressors/ evaporators	2 / 2
Defrost process refrigerator section	Frost-free
Number of shelves – refrigerator	5
Adjustable shelves – refrigerator	4 half-width
Shelf material – refrigerator	Tempered glass
Type of shelves – refrigerator	Frameless split shelves with metal trim
Flexible storage bar	FlexBar™
Gallon storage bins	2
Humidity control compartments	2
Full width temp. & humidity controlled drawer	VitaFreshPro™
Ice maker	Yes
Water filter	UltraClarityPro™
Internal water dispenser	Yes
Touch control panel	Yes
AirFresh® filter	Yes
FreshProtect™ ethylene filter	Yes
MultiAirFlow™	Yes
Stainless steel back wall	Yes
Defrost process freezer section	Automatic
Number of drawers – freezer	3
Wi-Fi enabled	Yes, Home Connect™ app

Capacity

Total capacity	20.5 cu. ft.
Refrigerator capacity	14.5 cu. ft.
Freezer capacity	6 cu. ft.

Technical Details

Current	15 A
Volts	115 V
Frequency	60 Hz
Power cord length	67"
Plug type	120V-3 prong

Dimensions & Weight

Appliance dimensions with hinges and doors (H x W x D)	72"" x 35 5/8" x 28 3/4"
Appliance dimensions without hinges and doors (H x W x D)	71 1/2" x 35 5/8" x 24""
Required cutout size (H x W x D)	72" x 36" x 25"
Net weight	350 lbs
Efficiency	
Energy consumption	568 kWh/yr
ENERGY STAR® qualified	Yes

Accessories

UltraClarityPro™ Water Filter: BORPLFTR55
Ethylene Filter Kit: FPETHKIT50
Ethylene Filter Refill Kit: FPETHRF50
90 Degree Door Stopper: 10012733

*When leveling legs are fully extended, add 5/8" to overall height, total 72 5/8".
**The cutout depth of 25" includes the required 1" airflow. The electrical covers on the back of unit do not require additional depth.

Accessories: To purchase Bosch accessories, cleaners & parts please visit www.bosch-home.com/us/store or call 1-800-944-2904 (Mon to Fri 5 am to 6 pm PST, Sat 6 am to 3 pm PST).
Notes: All height, width and depth dimensions are shown in inches. BSH reserves the absolute and unrestricted right to change product materials and specifications, at any time, without notice. Consult the product's installation instructions for final dimensional data and other details prior to making cutout.
Warranties: Please see Use & Care manual or Bosch website for statement of limited warranty.

For more information on our entire line of products, go to www.bosch-home.com/us or call 1-800-944-2904

© BSH Home Appliances Corporation. All rights reserved. Bosch is a registered trademark of Robert Bosch GmbH.



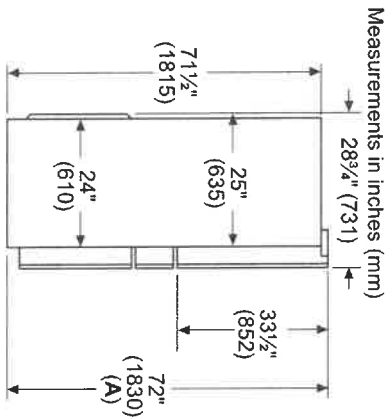
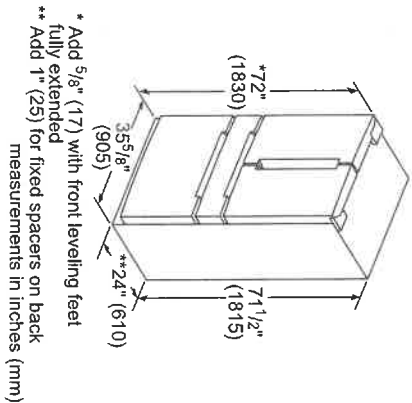
83B
April 23

36" Counter-Depth 4-Door Refrigerator

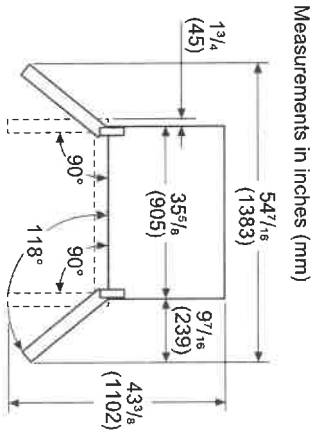
800 Series – Stainless Steel B36CL80ENS



Installation Details

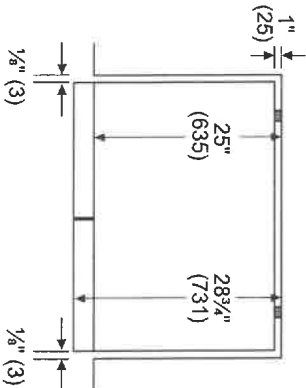


A: Add 5/8" (17) with front leveling feet fully extended

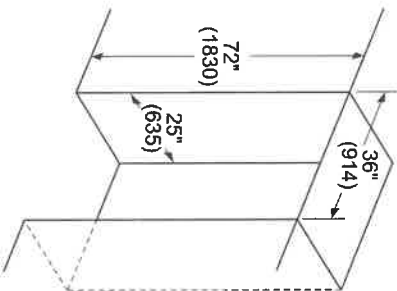


Drawers can be pulled out with door open to 90°
Drawers can be taken out with door completely opened

Measurements in inches (mm)



measurements in inches (mm)



Leave 1/2" (12.7) gap at the top and 1" (25.4) behind the refrigerator for proper ventilation.

It is recommended that you do not install the refrigerator near a heat source such as a stove or a range.

Accessories: To purchase Bosch accessories, cleaners & parts please visit www.bosch-home.com/us/store or call 1-800-944-2904 (Mon to Fri 5 am to 6 pm PST, Sat 6 am to 3 pm PST).
Notes: All height, width and depth dimensions are shown in inches. BSH reserves the absolute and unrestricted right to change product materials and specifications, at any time, without notice. Consult the product's installation instructions for final dimensional data and other details prior to making cutout.
Warranties: Please see Use & Care manual or Bosch website for statement of limited warranty.
For more information on our entire line of products, go to www.bosch-home.com/us or call 1-800-944-2904
© BSH Home Appliances Corporation. All rights reserved. Bosch is a registered trademark of Robert Bosch GmbH.

83B Apr 24/23

24" Pocket Handle Dishwasher

800 Series – Stainless Steel SHPM98W75N



SHPM98W75N
Stainless Steel

The MyWay® 3rd rack easily fits larger & deeper items like cereal bowls, freeing up extra space for pots & pans in the bottom rack.

Features & Benefits

39 dBA: dishwasher runs quietly so your kitchen conversations aren't interrupted.

Touch Control Technology allows for quick cycle programming.

EasyGlide™ rack provides a smooth glide for easier loading & unloading.

The AquaStop® leak protection system contains leaks through a precisely engineered system. If a leak occurs, the system contains it by shutting down operation and pumping out water. So you have the ultimate peace of mind whether you are away or at home.

General Properties

Number of wash cycles	6
Number of options	6
dBA	39
Drying System	PureDry
Third rack	MyWay® Rack
Rack adjustability	Rackmatic®
Tub material	Stainless Steel
Control type	Touch Control
Concealed heating element	Yes
Leak protection system	24/7 AquaStop®
NSF®-certified³ sanitize option	Yes
Water softener	No
Five-level wash	Yes
ChildLock	No
Special features	InfoLight®, Extra Dry Option

Efficiency

Water usage per cycle	2.9
Energy efficiency class	Tier 1
ENERGY STAR® qualified	Yes
Total annual energy consumption (kWh)	269
Total annual water consumption (g)	623.5

Capacity

Number of place settings	16
--------------------------	----



Technical Details

Watts (W)	1440 W
Current (A)	12 Amps
Volts (V)	120 V
Frequency (Hz)	60 Hz
Power cord full length	67"
Power cord install length from edge of unit when facing the door (in)⁴	Left – 45" Right – 56"
Minimum water pressure (lb/sin)	14
Length outlet hose (in)	79"

Dimensions & Weight

Overall appliance dimensions (HxWxD) (in)	33 7/8" x 23 9/16" x 23 3/4"
Required cutout size (HxWxD) (in)	33 7/8" x 23 5/8" x 24"
Adjustable feet	Yes
Net weight (lbs)	105 lbs

Accessories—Optional

Drain Hose Extension Kit	SGZ1010UC
Dishwasher Accessory Kit	SMZ5000
Anti-Tarnish Silverware Cassette	SMZ5002UC
Junction Box	SMZPCJB1UC
Bosch Dishwasher Water Supply Hose	SMZSH002UC
MyWay® Large Cutlery Insert	SMZ5400
Flexible 3rd Rack	SMZCD200UC
Edge Protector + Power Cord Clip Install Kit	SMZEPCC1UC

³Certification to NSF/ANSI Standard 184 for residential dishwashers
⁴September 2020 running production change to remove adhesive routing clips for power cord. These clips and the edge protector are now included in the dishwasher accessory kit # SMZEPCC1UC.

Accessories: To purchase Bosch accessories, cleaners & parts please call 1-800-944-2904 (Mon to Fri 5 am to 6 pm PST, Sat 6 am to 3 pm PST).
Notes: All height, width and depth dimensions are shown in inches. BSH reserves the absolute and unrestricted right to change product materials and specifications, at any time, without notice. Consult the product's installation instructions for final dimensional data and other details prior to making cutout.
Warranties: Please see Use & Care manual or Bosch website for statement of limited warranty.

For more information on our entire line of products, go to www.bosch-home.ca or call 1-800-944-2904
© BSH Home Appliances Corporation. All rights reserved. Bosch is a registered trademark of Robert Bosch GmbH.

83B Apr 24/23

24" Pocket Handle Dishwasher

800 Series – Stainless Steel SHPM98W75N



Installation Details

measurements in inches (mm)

Included:

- Pre-connected drain hose
- Toe-kick
- Power cord (3-prong plug)

A: Front view
B: Drain hose
C: Electrical Power Cord:
length shown according
to Installation Instructions
D: Inlet
E: Drain
F: Electrical

All connections are at the rear of the appliance.
Extension for drain hose available as accessory.
Junction Box for hard wired connection available
as an accessory.

Measurements in inches (mm)

Note: Cutout required on left or right cabinet wall, depending on location of water inlet, drain and electrical connection

Example of Hardwire Installation

Note: Cutout required on left or right cabinet wall, depending on location of water inlet, drain and electrical connection

Example of an Electrical Receptacle Installation

Accessories: To purchase Bosch accessories, cleaners & parts please call 1-800-944-2904 (Mon to Fri 5 am to 6 pm PST, Sat 6 am to 3 pm PST).

Notes: All height, width and depth dimensions are shown in inches. BSH reserves the absolute and unrestricted right to change product materials and specifications, at any time, without notice. Consult the product's installation instructions for final dimensional data and other details prior to making cutout.

Warranties: Please see Use & Care manual or Bosch website for statement of limited warranty.

For more information on our entire line of products, go to www.bosch-home.ca or call 1-800-944-2904

© BSH Home Appliances Corporation. All rights reserved. Bosch is a registered trademark of Robert Bosch GmbH.

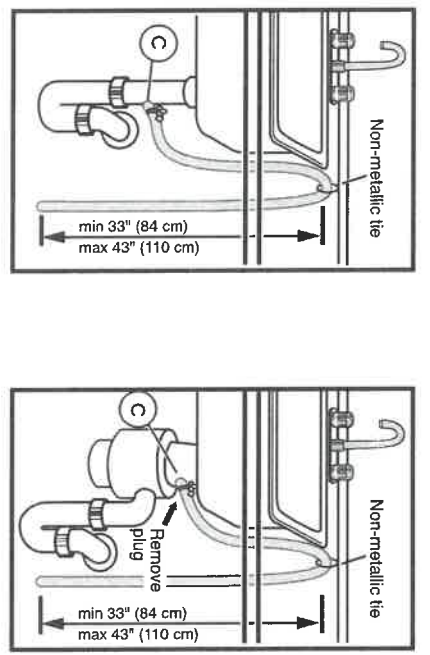
83B Apr 24/23

24" Pocket Handle Dishwasher

800 Series – Stainless Steel SHPM98W75N



Installation Details



Note: Plumbing installations will vary - refer to local codes. Drain hose included is 79" (201 cm) and can be extended to a maximum of 155 3/4" (396 cm).

Always use the approved drain hose extension kit (SGZ1010UC).

Ensure a portion of the drain hose is raised between min. 33" (84 cm) and max. 43" (110 cm) above the cabinet floor.

Accessories: To purchase Bosch accessories, cleaners & parts please call 1-800-944-2904 (Mon to Fri 5 am to 6 pm PST, Sat 6 am to 3 pm PST).
Notes: All height, width and depth dimensions are shown in inches. BSH reserves the absolute and unrestricted right to change product materials and specifications, at any time, without notice. Consult the product's installation instructions for final dimensional data and other details prior to making cutout.
Warranties: Please see Use & Care manual or Bosch website for statement of limited warranty.
For more information on our entire line of products, go to www.bosch-home.ca or call 1-800-944-2904
© BSH Home Appliances Corporation. All rights reserved. Bosch is a registered trademark of Robert Bosch GmbH.

83B Apr 24/23