

331W



Specifications for Project

upgrade lot 331 w the cove Innisville

Location

Vaughan

905-303-6909



REMINDER:

To ensure a smooth project it is the responsibility of the homeowner / purchaser of appliances for this project to share all the attached specifications to ensure the cabinet provider, contractor, or any other tradesperson have all the information required to complete their work accurately.

Specifications are subject to change. If any tradesperson has questions regarding the attached specifications please contact our sales associate.

Powered by SteelCod

RECEIVED FEB 20 2023

1 of 37

Full Spec Package



COAST
APPLIANCES

upgrade lot 331 w the cove Innisville

Contents		Page no.
RF203QDUVX1	Fisher & Paykel Refrigeration ✓	4-8
Freestanding Quad Door Refrigerator Freezer, 36", 18.9 cu ft, Ice & Water		
CG365DNGX1_N	Fisher & Paykel Cooktop ✓	9-12
Gas on Steel Cooktop, 36"		
OB30SDPTDB1	Fisher & Paykel Wall Oven ✓	13-17
Oven, 30", 17 Function, Self-cleaning		
OM24NDBB1	Fisher & Paykel Wall Oven ✓	18-22
Convection Speed Oven 24"		
TK30NDBB1	Fisher & Paykel Trim Kit	23-26
Companion Trim Kit, 30"		
EVR636S2		27-28



enterprise.steelcod.com/sp/csta/M57XQKEG

Coast Appliances
coastappliances.com

Alex Flamengo
Assistant General Manager
905-303-6909

Search **20230218202728903SC**
Version 1.1

Sat, Feb 18, 2023
3:27 PM EST

To ensure a smooth project it is the responsibility of the homeowner / purchaser of appliances for this project to share all the attached specifications to ensure the cabinet provider, contractor, or any other tradesperson have all the information required to complete their work accurately.

Specifications are subject to change. If any tradesperson has questions regarding the attached specifications please contact our sales associate.

Note about page numbers:
Because the original manufacturer's documents are not altered in any way, the page numbers displayed on the page may not correspond to the page number within this package.

All specifications are intended for initial planning purposes only.
Manufacturers reserve the right to change specifications at any time without notice. Always consult the installation instructions found on the manufacturer's website or included with the appliances before installation.

RECEIVED FEB 20 2023

2 of 37

Full Spec Package

Elica Ventilation
VARNA Wall | 36" SS

DD24DCTX9 N Fisher & Paykel Dishwasher Double DishDrawer™ Dishwasher, Tall, Sanitize	29-34
--	-------

ELFW7637AT Electrolux Washer Front Load Perfect Steam™ Washer with LuxCare® Plus Wash and SmartBoost® - 5.2 Cu. Ft. I.E.C	35-37
--	-------

ELFE763CAT Electrolux Dryer	38-40
---------------------------------------	-------

Note about page numbers:
Because the original manufacturer's documents are not altered in any way, the page numbers displayed on the page may not correspond to the page number within this package.

All specifications are intended for initial planning purposes only.
Manufacturers reserve the right to change specifications at any time without notice. Always consult the installation instructions found on the manufacturer's website or included with the appliances before installation.

3 of 37

RECEIVED FEB 20 2023

Freestanding Quad Door Refrigerator Freezer, 36", 18.9 cu ft, Ice & Water

Series 7 | Contemporary
Stainless Steel | French hinge



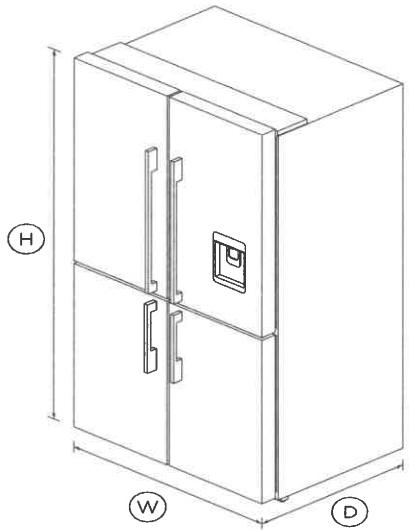
With brilliant LED lighting and three independent compartments including a Variable Temperature Zone, for truly flexible storage.

- ActiveSmart™ technology helps keep food fresher for longer by constantly maintaining the ideal temperature.
- Door water dispenser and internal ice maker with boost function
- Variable Temperature Zone lets you change a compartment to Fridge, Chill, Soft Freeze or Freezer for optimal storage

- Spacious bottom freezer with full extension drawer gives easy access to frozen goods

DIMENSIONS

Height	70 1/2"
Width	35 5/8"
Depth	27 1/16"



FEATURES & BENEFITS

VARIABLE TEMPERATURE ZONE

At the touch of a button, easily convert the lower right compartment to suit different food types, giving you storage flexibility for everyday needs as well as special occasions. Choose from Freezer, Soft Freeze, Chill and Fridge modes.

FLEXIBLE STORAGE

Three large, independent compartments provide ample storage space. Easily adjustable cantilevered shelving in the refrigerator and full extension bins in the freezer provides maximum storage flexibility. A Variable Temperature Zone in the lower right compartment provides a true freezer temperature of -0.4°F.

ACTIVSMART™ FOODCARE

ActiveSmart™ Foodcare learns how you live. It is technology which understands how you use your fridge and adjusts temperature, airflow and humidity inside to help keep food fresher for longer.

ULTRA SLIM WATER DISPENSER

The slimline water dispenser is easy to use. The angled water delivery means that almost any size or shape of vessel can be filled. The slimline design maximizes storage space inside the door.

ICE MAKER

The internal ice maker delivers fresh ice to a dedicated freezer bin. Simply turn it off to free up freezer space or during busy times boost ice production by up to 30%.

DESIGN QUALITY

Our refrigerators are built using quality materials. We use real stainless steel, and solid glass for the interior shelving. Thoughtfully designed bins feature smooth, fully extendable telescopic runners for full access to storage space.

EASY ONE-TOUCH CONTROL PANEL

Control panels for the refrigerator and freezer are conveniently located inside the their respective compartments, allowing you to view and modify the features and options to suit any occasion. The Variable Temperature Zone control is on the top of the compartment door so you can easily select your desired food mode or adjust manually.

SPECIFICATIONS

Accessories

4 of 37

RECEIVED FEB 20 2023

531W

Replacement water filter	847200
--------------------------	--------

Capacity

Total gross capacity	19cu ft
Volume freezer	3.45cu ft
Volume refrigerator	12.1cu ft
Volume variable temperature	3.45cu ft

Features

Adjustable door shelves	6
Cantilevered glass shelves	4
Covered door shelves	2
Door alarm	•
Front levelling feet	•
Fruit and vegetable bins	2
Full extension runners	•
LED lighting	•
Rear rollers	•
SmartTouch control panel	•
Stackable bottle holders	4
Ultra slim water dispenser	•
Wi-Fi connectivity	•

Freezer Features

Automatic ice maker	•
Bottle chill	•
Door alarm	•
Fast freeze	•
Full extension clear bins	3
Ice Boost	•

Ice bin and scoop	•
LED lighting	•

Performance

ActiveSmart™ Foodcare	•
Frost free freezer	•
Humidity control system	•
Internal replaceable water filter	•
Inverter controlled compressor	•
R600a refrigerant	•
Sabbath mode	•
Variable temperature	•

Product dimensions

Depth	27 1/16"
Height	70 1/2"
Minimum air clearance - at rear	1 3/16"
Minimum air clearance - each	1 3/16"
Minimum air clearance - on top	1 3/16"
Width	35 5/8"

Warranty

Parts and labor	2 years
Sealed system parts and labor	additional 3 years

SKU	26554
-----	-------

The product dimensions and specifications in this page apply to the specific product and model. Under our policy of continuous improvement, these dimensions and

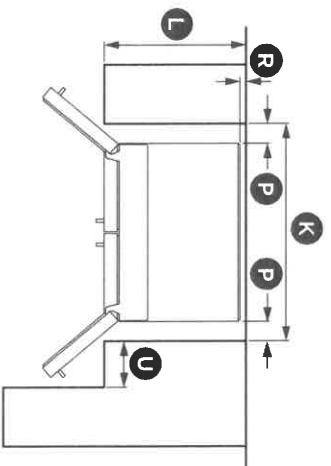
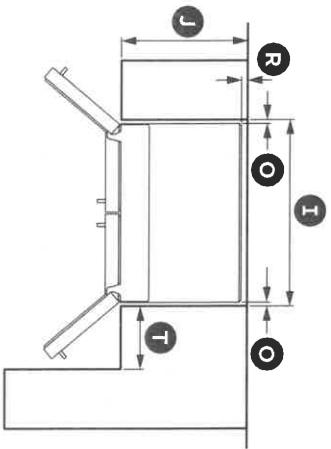
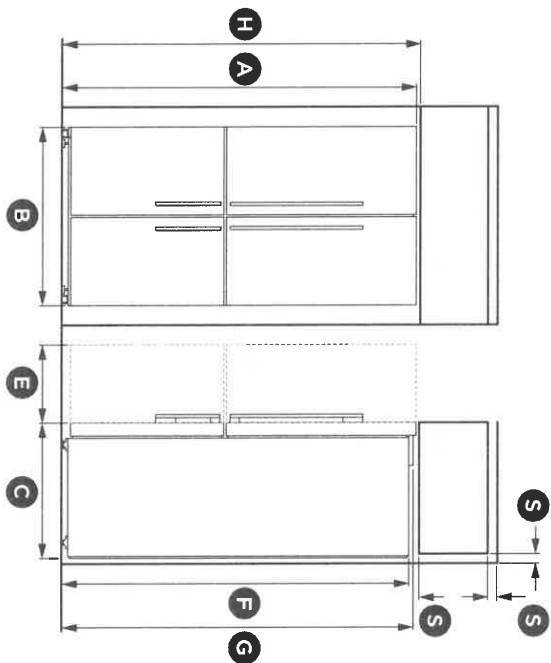
specifications may change at any time. You should therefore check with Fisher & Paykel's Customer Care Centre to ensure this page correctly describes the model currently available. ? Fisher & Paykel Appliances Ltd 2020

5 OF 37

RECEIVED FEB 20 2023

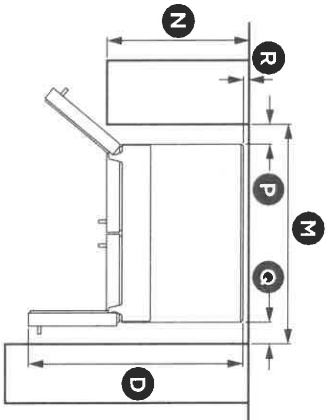
INSTALLATION INSTRUCTIONS

Product and cabinetry dimensions



Flush with refrigerator chassis — full door rotation

Flush with refrigerator door — full door rotation



Flush with refrigerator door — 90° door rotation

6 DF-37

33110

RECEIVED FEB 20 2023


INSTALLATION INSTRUCTIONS

PRODUCT DIMENSIONS		inches (mm)
Ⓐ Overall height of product		70 1/2 (1790)
Ⓑ Overall width of product		35 5/8 (905)
Ⓒ Overall depth of product (excludes handle)		27 3/4 (705)
Ⓓ Depth with door open—from rear of fridge—90° rotation		42 11/16 (1084)
Ⓔ Depth with door open—from flush with door—90° rotation		15 9/16 (396)
Ⓕ Height to top of chassis		69 1/16 (1754)
Ⓖ Height to top of hinge cover		69 7/8 (1775)
CABINETRY DIMENSIONS (including minimum air clearances)		
Ⓗ Inside height of cavity		71 1/4 (1810)
Flush with refrigerator chassis—full door rotation		
Ⓘ Inside width		37 3/16 (945)
Ⓝ Inside depth		25 3/16 (640)
Flush with refrigerator door—full door rotation		
Ⓚ Inside width		43 1/2 (1105)
Ⓛ Inside depth flush to flat door		28 1/4 (718)
Flush with refrigerator door—90° door rotation (for full drawer/shelf access, the doors need to be open past 90°)		
Ⓜ Inside width		43 1/2 (1105)
Ⓝ Inside depth flush to flat door		28 1/4 (718)
MINIMUM CLEARANCES		
Ⓞ Side clearance		13/16 (20)
Ⓟ Side clearance—hinge side flush with door—full rotation		3 15/16 (100)
Ⓠ Side clearance—hinge side flush with door—90° rotation		3 15/16 (100)
Ⓡ Rear clearance		1 3/16 (30)
Ⓢ Vent (above refrigerator cabinet or around top of cupboard)		2 (50)
Ⓣ Door clearance—hinge side flush with chassis—full rotation		12 5/8 (320)
Ⓤ Door clearance—hinge side flush with door—full rotation		9 1/4 (235)

Gas on Steel Cooktop, 36"

Series 7 | Contemporary

Stainless Steel | Natural gas



This large cooktop gives you plenty of room to move, and the cooking flexibility to get creative for a crowd.

- Five burners including a wok burner
- Auto re-ignition means if the flame goes out it will automatically re-light for safety

DIMENSIONS

Height	2 5/16"
Width	35 7/16"
Depth	20 7/8"

FEATURES & BENEFITS

EASY HANDLING

With flat cast iron grates, pots and pans can easily be slid across elements, coming in handy in busy cooking environments.

SAFE AND SOUND

The Auto-reignite system means you don't have to hold down a dial while burners ignite - if a burner goes out it is automatically relit at the original flame setting.

COMPLEMENTARY DESIGN

The brushed stainless steel and polished metal trim has been designed for durability but also provides a modern, stylish finish, matching the Fisher & Paykel family of kitchen appliances.

EASY CLEANING

The stainless steel component is easily accessible and quick to clean. Cast iron trivets provide a durable and stable cooking platform. Their rubber feet prevent them from scratching the cooktop.

HANDY ACCESSORIES

This cooktop comes with a small pan support and wok stand to complement different cooking styles.

PRECISE CONTROL

Simply turn the dials to ignite the flame quickly and safety. InnovaValve™ technology allows you to adjust the flame with 180° gas valve rotation for super accurate temperature control.

SPECIFICATIONS

Accessories

Small pan support	•
Wok stand	•

Burner ratings

Auxiliary burner (LPG)	700 - 3500BTU
Rapid burner (LPG)	1900 - 11500BTU
Semi-rapid burner (LPG)	1000 - 8500BTU

Cleaning

Easy clean cooktop design	•
Quick component removal	•

Controls

Ergonomic control dials	•
Laser etched graphics	•
Turned stainless dials	•

Performance

Both LPG & NG models	•
Cast iron grates	•
Electronic ignition	•
Quick connect gas valves	•

Power requirements

Amperage	1A
Supply frequency	60Hz
Supply voltage	110-120VV

8
OF
37

RECEIVED FEB 20 2023

1331W

Product dimensions

Depth	20 7/8"
Height	2 5/16"
Width	35 7/16"




Zones

Number of elements	5
--------------------	---

SKU	81457
-----	-------

The product dimensions and specifications in this page apply to the specific product and model. Under our policy of continuous improvement, these dimensions and specifications may change at any time. You should therefore check with Fisher & Paykel's Customer Care Centre to ensure this page correctly describes the model currently available. ? Fisher & Paykel Appliances Ltd 2020

Other product downloads available at fisherpaykel.com

-  User Guide
-  Service & Warranty
-  Installation Guide



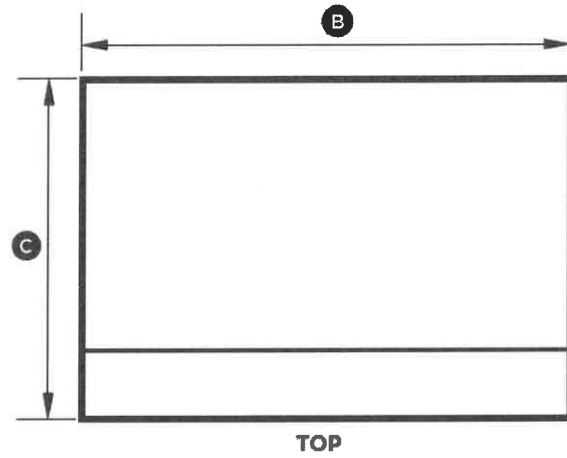
A PEACE OF MIND SALE
24 Hours 7 Days a Week Customer Support
T 1.888.936.7872 W www.fisherpaykel.com

Q10537

RECEIVED FEB 20 2023

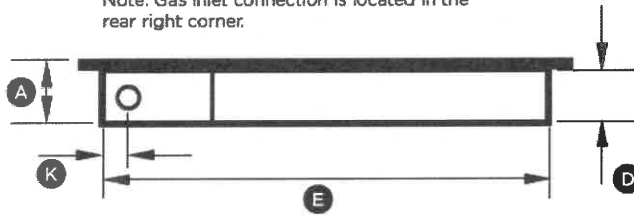
23/11/23

④ PRODUCT & CABINETRY DIMENSIONS

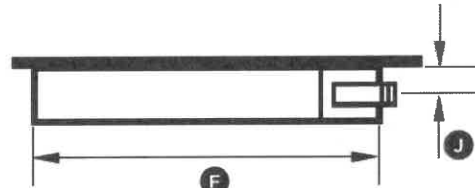


TOP

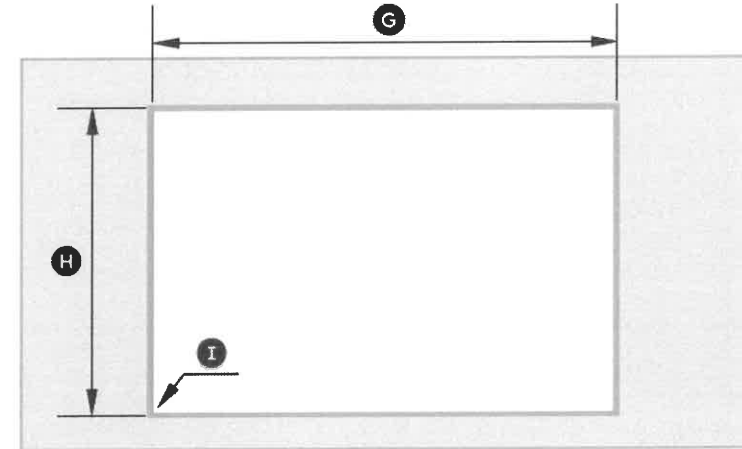
Note: Gas inlet connection is located in the rear right corner.



REAR



SIDE



TOP



FRONT

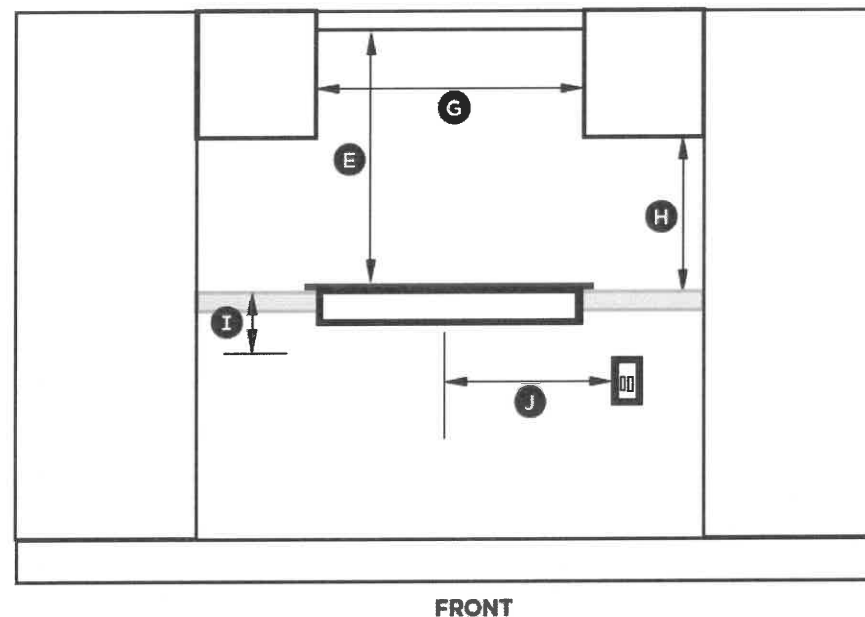
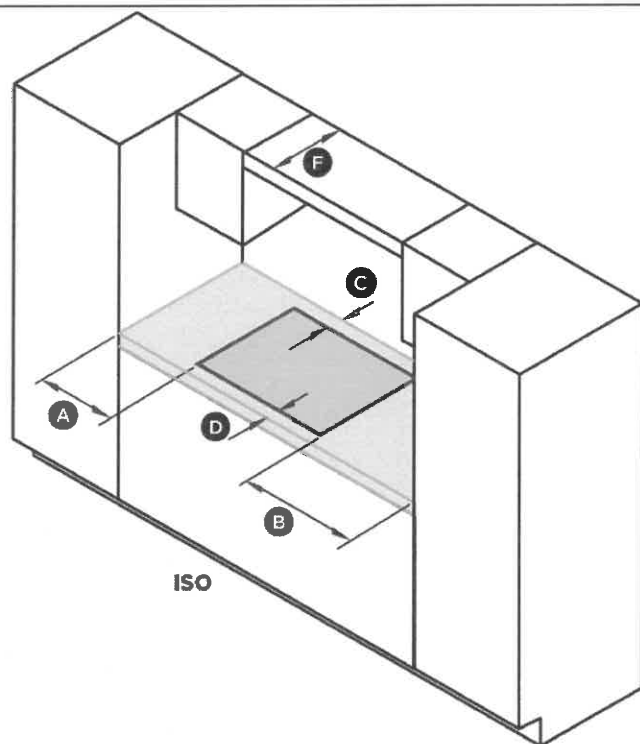
PRODUCT DIMENSIONS	CG244D	CG305D	CG365D
	Inches (mm)	Inches (mm)	Inches (mm)
(A) Overall height of product (excluding burners, dials and pan supports)	2 1/2" (64)	2 1/2" (64)	2 1/2" (64)
(B) Overall width of product	23 5/8" (600)	29 1/2" (749)	35 1/2" (900)
(C) Overall depth of product	20 7/8" (530)	20 7/8" (530)	20 7/8" (530)
(D) Height of chassis (below top of counter)	2 5/16" (59)	2 5/16" (59)	2 5/16" (59)
(E) Width of chassis	21 7/8" (555)	27 1/2" (698)	33 11/16" (856)
(F) Depth of chassis	19 1/8" (486)	19 5/16" (490)	19 1/8" (486)
(G) Overall width of cutout	22 1/16" (560)	27 3/4" (705)	34 1/16" (865)
(H) Overall depth of cutout	19 5/16" (490)	19 1/2" (495)	19 5/16" (490)
(I) Corner radius of cutout	max. 3/8" (10)	max. 3/8" (10)	max. 3/8" (10)
(J) Distance from top of counter to center of gas inlet on product	1 1/4" (32)	1 1/4" (32)	1 1/4" (32)
(K) Distance from edge of chassis to gas inlet on product	13/16" (21)	13/16" (21)	13/16" (21)

11 of 37

331W

RECEIVED FEB 20 2023

5 CLEARANCE DIMENSIONS



CLEARANCE DIMENSIONS	CG244D	CG305D	CG365D
	inches (mm)	inches (mm)	inches (mm)
A Minimum clearance from left edge of product to nearest vertical surface	12" (294)	12" (294)	12" (294)
B Minimum clearance from right edge of product to nearest vertical surface	12" (294)	12" (294)	12" (294)
C Minimum clearance from rear edge of product to: nearest combustibile surface nearest non-combustibile surface*	3" (74) 1 1/2" (38)	7" (178) 1 1/2" (38)	7" (178) 1 1/2" (38)
D Minimum clearance from front edge of counter to front edge of product	1 1/4" (32)	1 1/4" (32)	1 1/4" (32)
E Minimum clearance from cooking surface to combustibile surface centered above the cooking surface	30" (762)	30" (762)	30" (762)
F Maximum overall depth of overhead cabinetry	13" (330)	13" (330)	13" (330)
G Minimum distance between overhead cabinets installed to either side of product	24" (588)	30" (762)	36" (915)
H Minimum vertical distance between counter and cabinet extending above the counter	18" (457)	18" (457)	18" (457)
I Minimum clearance below top of countertop to: nearest combustibile surface F&P oven or nearest non-combustibile surface	2 3/4" (70) 2 9/16" (65)	2 3/4" (70) 2 9/16" (65)	2 3/4" (70) 2 9/16" (65)
J Maximum distance from the center of the product to the nearest grounded power outlet. The power supply cable must not touch any hot metal surfaces.	35 1/2" (900)	35 1/2" (900)	35 1/2" (900)

* Recommended non-combustibile materials are: 1/4" (6 mm) flame retardant millboard covered with not less than No. 28 MSG sheet steel, 0.015" (0.4 mm) stainless steel, 0.024" (0.6 mm) aluminum or 0.020" (0.5 mm) copper.

Oven, 30", 17 Function, Self-cleaning

Series 9 | Minimal

Black

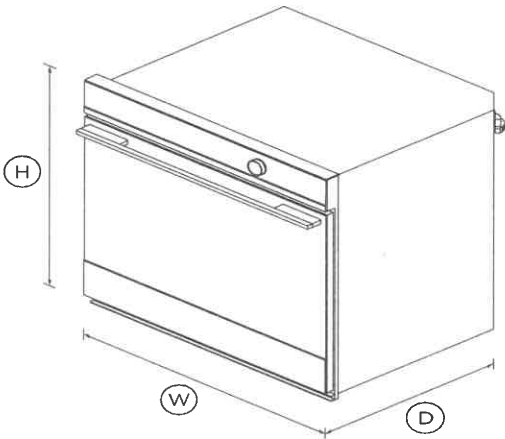


With elegant minimal styling, advanced cook functions and touchscreen, this large built-in oven is a highlight of our collection.

- Guided cooking using your touchscreen makes it simple to cook by food, function or recipe.
- 4.1 cu ft total capacity, with 17 oven functions including Aero™ Pastry and Roast, Air Fry and Dehydrate
- Non-tip, full extension sliding shelves for safe removal of hot dishes
- Accessories include food probe, smokeless grill tray, and more

DIMENSIONS

Height	27 3/16"
Width	29 15/16"
Depth	23 15/16"



FEATURES & BENEFITS

COOK WITH CONFIDENCE

Our touchscreen interface provides an intuitive guided cooking experience that helps deliver perfect results, whether you've been cooking all your life or just starting out. Cook with a favorite method, a hero ingredient, or a go-to cooking function or recipe.

GENEROUS CAPACITY

With its 4.1 cu ft total capacity, you can create several perfectly cooked dishes at once using multiple shelves.

MULTI-FUNCTION FLEXIBILITY

The cooking functions have each been tailored, tested, tweaked and perfected to ensure that no matter what you're cooking, you've got the right heat to match. A food probe precisely monitors cooking in real time, giving you complete control.

EXCEPTIONAL PERFORMANCE

AeroTech circulates heat evenly for a consistent temperature throughout the cavity, helping you ensure perfect results even when cooking on multiple shelves.

SELF-CLEANING

Our self-clean technology breaks down food residue at a very high temperature, leaving a light ash that's easily removed with a damp cloth. The enamel coated side racks don't need to be removed when using this function.

DESIGN FREEDOM

Available in an elegant black or a stylish black with stainless steel, this oven is designed to fit seamlessly into your kitchen. Premium materials and detailing to support a cohesive, considered kitchen design.

SPECIFICATIONS

Accessories

Broil rack	1 set
Food probe	1
Full extension sliding shelves	3 sets
Full extension telescopic	•
Roasting pan	1
Self cleaning side runners	1 set
Smokeless broil tray	1

Capacity

Shelf positions	8
-----------------	---

RECEIVED
FEB 20 2023
531W
12 RF 37

Total capacity	4.1cu ft
Usable capacity	3.6cu ft

Cleaning

Acid resistant graphite enamel	•
Removable oven door	•
Removable shelf runners	•
Self cleaning side runners	•

Controls

Adjustable audio and display	•
Automatic cooking/minute	•
Automatic pre-set	•
Celsius/Fahrenheit	•
Dial with illuminated halo	•
Electronic clock	•
Electronic oven control	•
Food probe	•
Guided cooking by food type	•
Intuitive touchscreen display	•
Multi-language display	UK English, US English, •
Precise electronic temperature	•
Sabbath mode with Star K	•
Wi-Fi connectivity	•

Functions

Aero Bake	•
Aero Broil	•
Air fry	•
Bake	•

Broil	•
Classic bake	•
Dehydrate	•
Maxi Broil	•
Number of functions	17
Pastry Bake	•
Pizza bake	•
Rapid proof	•
Roast	•
Self-clean	•
Slow cook	•
True Aero	•
Vent bake	•
Warm	•

Performance

AeroTech™ technology	•
Automatic rapid pre-heat	•
Broil power	4400W
Broil width	20"
Number of passes on Maxi	12
Number of passes on broil	10

Power requirements

Amperage	16.7 - 19.4A
Supply voltage	208 - 240V

Product dimensions

Depth	23 15/16"
Height	27 3/16"

Width	29 15/16"
-------	-----------

Safety

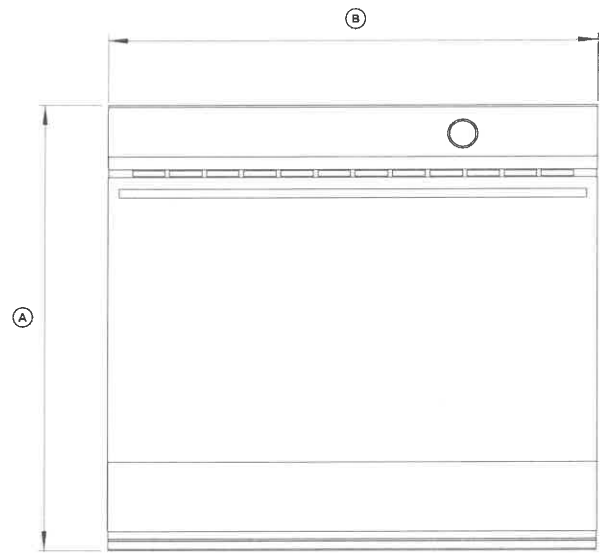
ADA compliant	•
Advanced cooling system	•
Balanced oven door	•
Catalytic venting system	•
Control panel key lock	•
CoolTouch door	•
Full extension sliding shelves	•
Non-tip shelves	•

SKU	81862
-----	-------

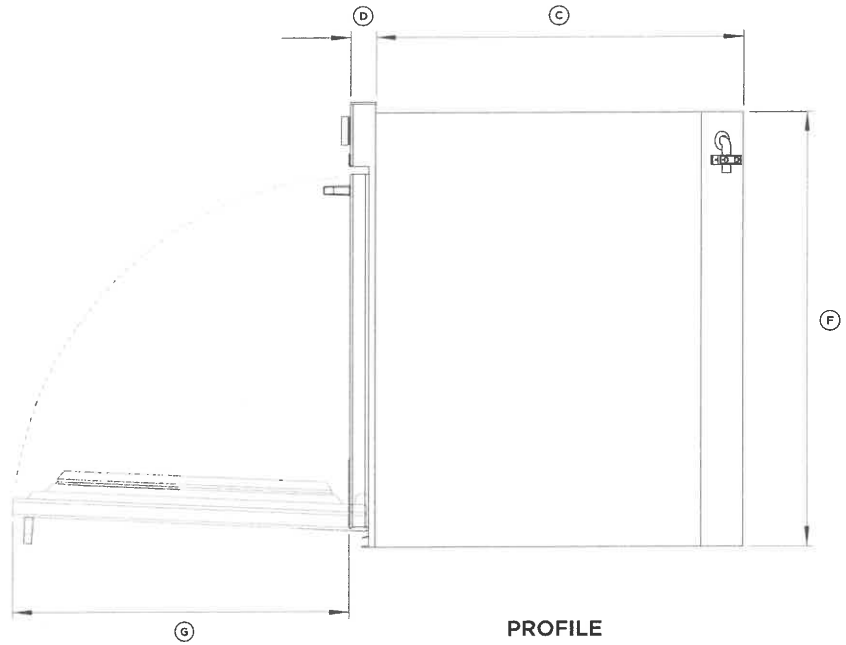
The product dimensions and specifications in this page apply to the specific product and model. Under our policy of continuous improvement, these dimensions and specifications may change at any time. You should therefore check with Fisher & Paykel's Customer Care Centre to ensure this page correctly describes the model currently available. ? Fisher & Paykel Appliances Ltd 2020

130737
RECEIVED FEB 20 2023

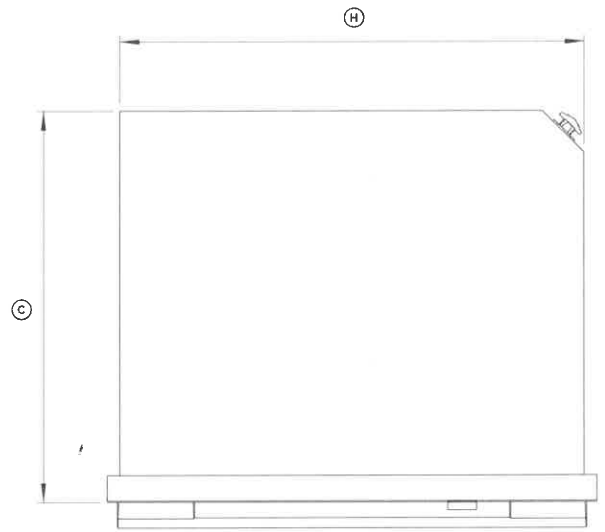
PRODUCT DIMENSIONS — SINGLE OVENS



FRONT



PROFILE



PLAN

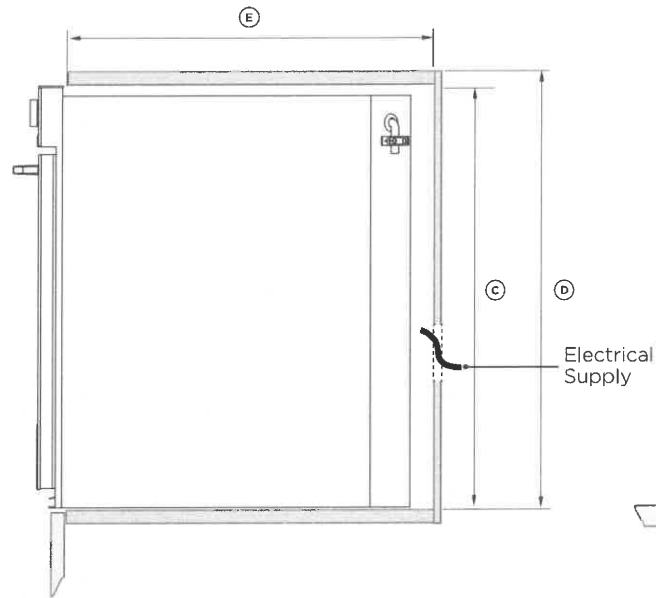
PRODUCT DIMENSIONS	OB30S	
	INCHES	MM
Ⓐ Overall height of product	27 1/8	690
Ⓑ Overall width of product	29 15/16	760
Ⓒ Overall depth of product (excl. handle and dials)	23 15/16	610
Ⓓ Depth of oven front and control panel (excl. handle and dials)	1 1/2	40
Ⓔ Depth of chassis (does not include oven front)	22 3/8	569
Ⓕ Height of chassis	26 9/16	675
Ⓖ Depth of door (open) (measured from front of door)	21 5/8	550
Ⓗ Overall width of chassis	28 5/16	720

Note: If flush installing, you need to replace the lower trim with the supplied long trim at the base of the oven, and the depth of the control panel Ⓓ with the fitted spacer is larger than conventional ovens. Ensure you have created a 1 5/8" (42mm) recess in cabinetry.

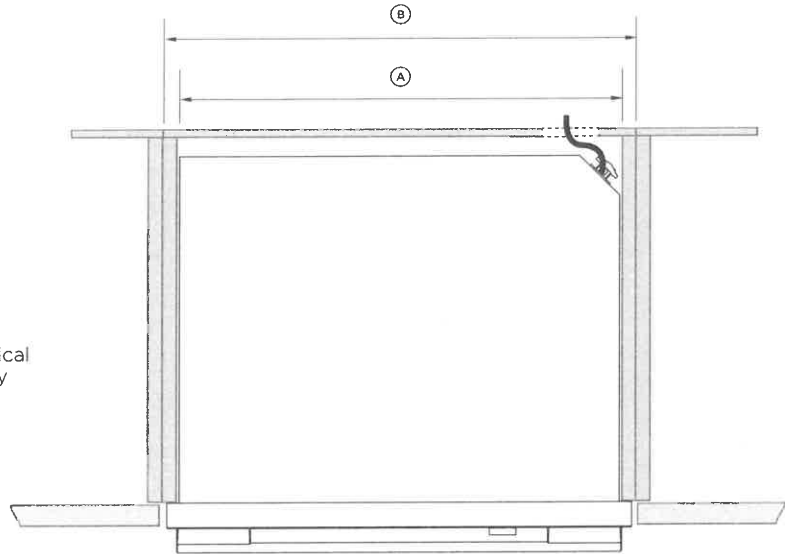
14 OF 37

331W
RECEIVED FEB 20 2023

CABINETRY DIMENSIONS — SINGLE OVENS



PROFILE



PLAN

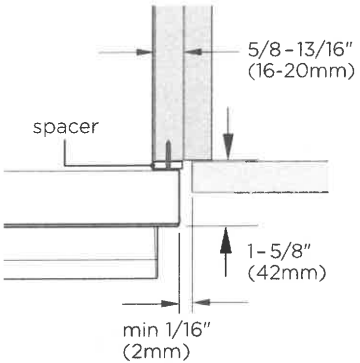
CABINETRY DIMENSIONS	OB30S	
	INCHES	MM
A Minimum inside width of cavity	28 1/2	724
B Overall width of cabinetry	30 1/8	764
C Minimum inside height of cavity	26 13/16	681
D Overall height of cabinetry	27 3/8	693
E Minimum inside depth of cavity		
• Proud install	22 5/8	575
• Flush install	24 3/16	614

Notes:

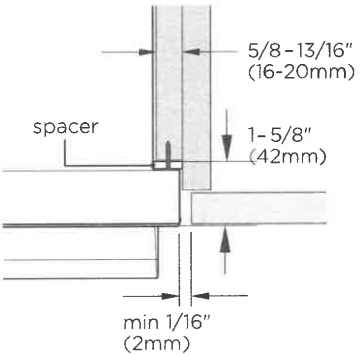
If installing a cooktop above the oven, ensure adequate clearance is provided for the cooktop as per the cooktop manufacturer's instructions.

Ensure the cavity is completely sealed with no gaps. This is to ensure the oven cooling system functions correctly.

PROUD INSTALL



FLUSH INSTALL



Convection Speed Oven 24"

Series 9 | Minimal

Black

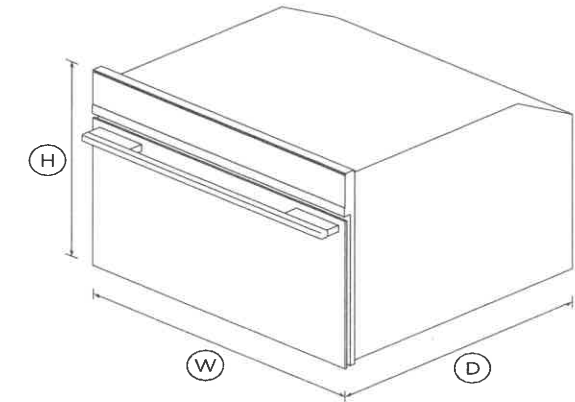


The perfect addition to the kitchen, this Convection Speed Oven provides a variety of fast cooking options including True Convection and Broil.

- 1.3 cu ft total capacity
- Intuitive display with nine oven functions
- Full width grill function
- Easy clean interior

DIMENSIONS

Height	18 1/16"
Width	23 1/2"
Depth	22 1/8"



FEATURES & BENEFITS

SIZED TO SUIT

This compact 24" Convection Speed Oven can be placed almost anywhere. Companion products share the same dimensions and can be installed in multiple configurations to suit your kitchen design and preference.

COOKING FLEXIBILITY

Choose from nine cooking modes including True Convection and Broil. With both microwave and convection oven technology in the same oven, you have more flexibility for your culinary creations.

EASY TO USE

The intuitive touch display shows you all the information you

need, allowing you to easily program in your desired cooking mode and duration.

BEAUTY OF CHOICE

With the choice of a stylish stainless steel or elegant black trim, our Companion products help you achieve a coherent kitchen aesthetic that suits your design style.

EASY CLEANING

This Convection Speed Oven has formed side racks and a stainless steel interior that are easy to clean.

SAFE AND SOUND

The CoolTouch door is safe to touch from the outside, protecting your hands and the surrounding cabinetry.

SPECIFICATIONS

Accessories

Baking pan	1
Glass turntable	1
Optional 30" trim kit	Part 81939
Optional lower trim kit	Part 81662
Wire shelf	1

Capacity

Shelf positions	3
Total capacity	1.3cu ft
Usable capacity	1.2cu ft

Cleaning

Easy clean stainless steel	•
Easy to clean formed side	•

Consumption

Microwave energy 1.65kWh

Controls

- Audio feedback
- Automatic cooking/minute
- Celsius/Fahrenheit
- Electronic capacitive touch
- High resolution touch display
- Intuitive touchscreen display
- Multi-language display French, Spanish, UK English,
- Multi-language interface
- Precise electronic temperature
- Recipe and food based
- True convection oven

Functions

- Broil
- Convection Broil
- Defrost by time
- Defrost by weight
- Microwave + broil
- Microwave + ring
- Microwave cooking
- Number of functions 9
- Ring + broil
- True convection

Performance

Broil power 1500W
Fan Element Power 1500W

Microwave power 900W
Microwave power levels 6

Power requirements

Amperage 15A
Supply frequency 60Hz
Supply voltage 208 - 240V

Product dimensions

Depth 22 1/8"
Height 18 1/16"
Width 23 1/2"

Safety

- ADA compliant
- Control panel key lock
- CoolTouch door

SKU 81926

The product dimensions and specifications in this page apply to the specific product and model. Under our policy of continuous improvement, these dimensions and specifications may change at any time. You should therefore check with Fisher & Paykel's Customer Care Centre to ensure this page correctly describes the model currently available. ? Fisher & Paykel Appliances Ltd 2020

Other product downloads available at fisherpaykel.com

- User Guide
- Service & Warranty
- Installation Guide
- Installation Guide - Cavity Trim Kit
- Specification Guide Convection Speed Oven
- Data Sheet Convection Speed Oven
- Data Sheet Convection Speed Oven with 30inch Trim
- Data Sheet Convection Speed Oven with Bottom Trim
- Planning Guide - Minimal and Contemporary Triple Stack Install

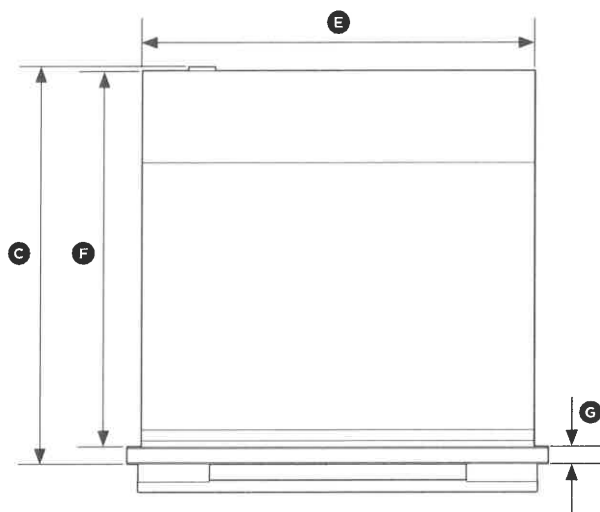
24/7

A PEACE OF MIND SALE

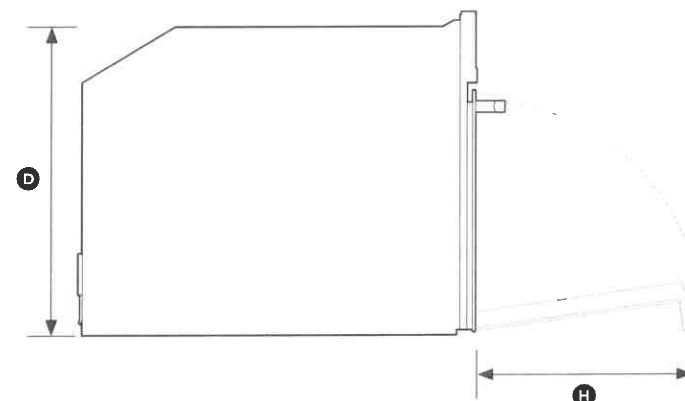
24 Hours 7 Days a Week Customer Support

T 1.888.936.7872 Wwww.fisherpaykel.com

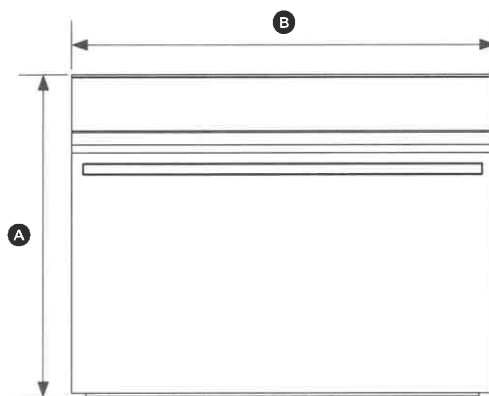
4 PRODUCT DIMENSIONS



TOP



SIDE



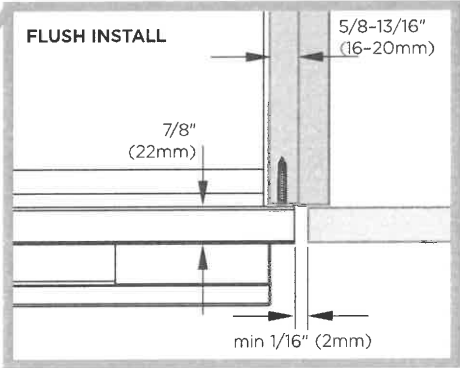
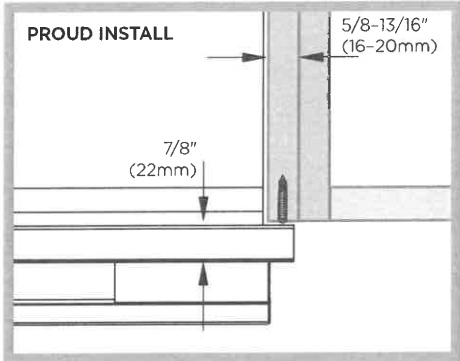
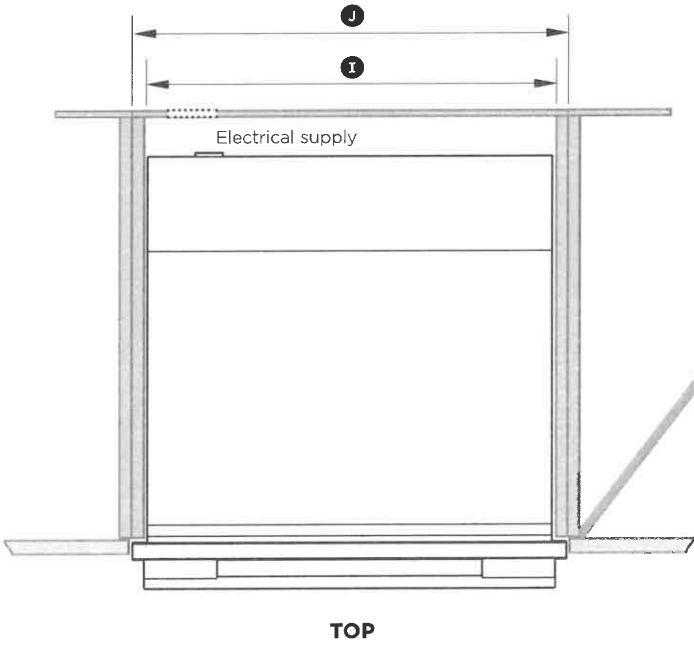
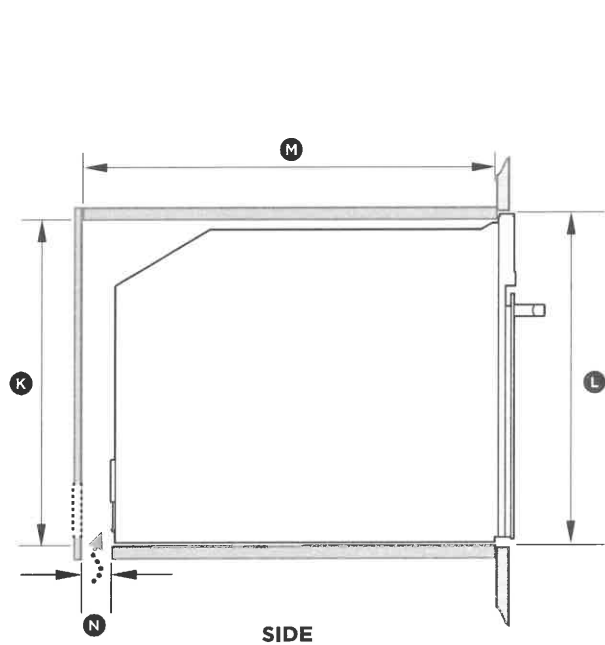
FRONT

PRODUCT DIMENSIONS	OM24N MODELS
	inches (mm)
(A) Overall height of product	18" (458)
(B) Overall width of product	23 7/16" (596)
(C) Overall depth of product (excluding handle and dials)	22 1/8" (562)
(D) Height of chassis	17 1/2" (445)
(E) Width of chassis	21 7/8" (556)
(F) Depth of chassis	21 1/4" (540)
(G) Depth of oven frame and control panel (=distance between front of chassis and front of oven door, excl. knobs)	7/8" (22)
(H) Depth of oven door when fully open (measured from front of control panel)	12 5/8" (320)

180F37
331W
RECEIVED FEB 20 2023

5A CABINETY DIMENSIONS (18 1/8" (460mm) HIGH CAVITY)

- The oven can be installed under a cooktop, in a column, or combined with the companion warmer drawer.
- The cabinet material must be able to withstand heat.
- The oven must be centered within the walls of the cabinet and fixed with the screws and bushings that are provided.



CABINETY DIMENSIONS	OM24N MODELS
	inches (mm)
I Minimum inside width of cavity	22 1/16" (560)
J Overall width of cabinetry	23 5/8" (600)
K Minimum inside height of cavity	17 3/4" (450)
L Overall height of cabinetry	18 1/8" (460)
M Minimum inside depth of cavity	22 1/16" (560)
N Ventilation air vent	2" (50)

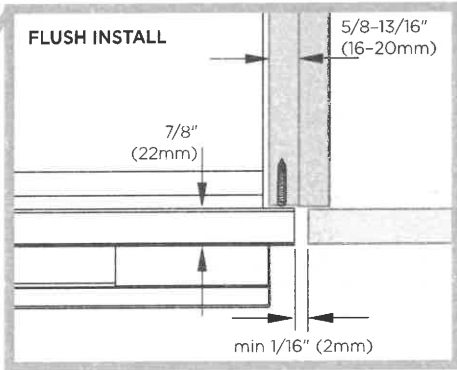
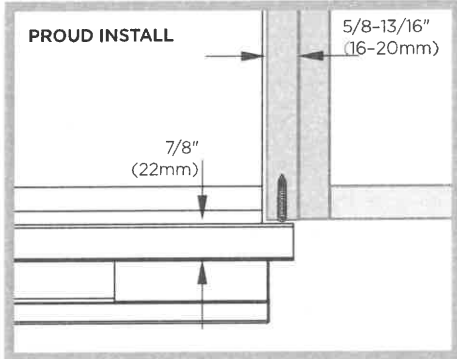
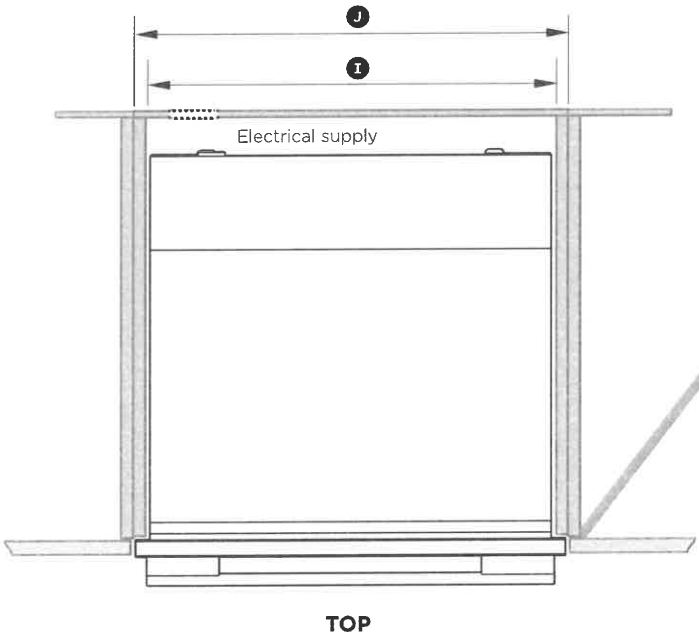
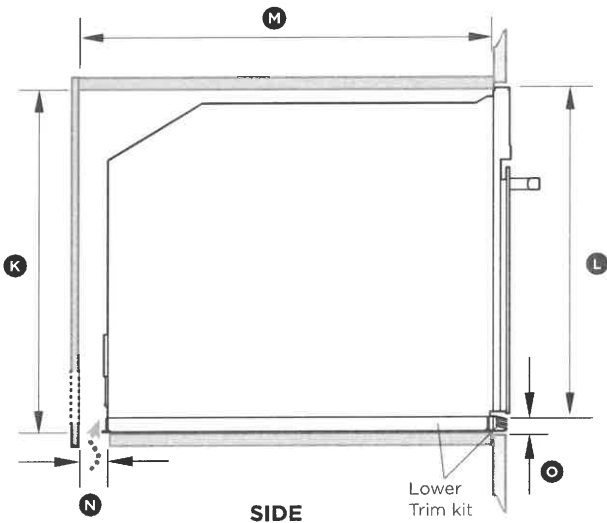
Note: If installing a cooktop above the oven, ensure adequate clearance is provided for the cooktop as per the cooktop manufacturer's instructions.

190537
331W
RECEIVED FEB 20 2023

5 B CABINETY DIMENSIONS (18 7/8" (480mm) CAVITY TRIM KIT)

- The oven must be installed under a cook top, in a column, or combined with the companion warmer drawer.
- The cabinet material must be able to withstand heat.
- The oven must be centred within the walls of the cabinet and fixed with the screws and bushings that are provided.

Lower Trim Kit
The Lower Trim kit shown is available to order separately from fisherpaykel.com.
To install the trim kit, refer to the instructions which accompany it.



CABINETY DIMENSIONS

I	Minimum inside width of cavity
J	Overall width of cabinetry
K	Minimum inside height of cavity
L	Overall height of cabinetry
M	Minimum inside depth of cavity
N	Ventilation air vent
O	Height of trim kit

OM24N MODELS

inches (mm)


22 1/16" (560)
23 5/8" (600)
18 1/2" (470)
18 7/8" (480)
22 1/16" (560)
2" (50)
13/16" (20)

Note: If installing a cooktop above the oven, ensure adequate clearance is provided for the cooktop as per the cooktop manufacturer's instructions.

Companion Trim Kit, 30"

Series 9 | Minimal

Black

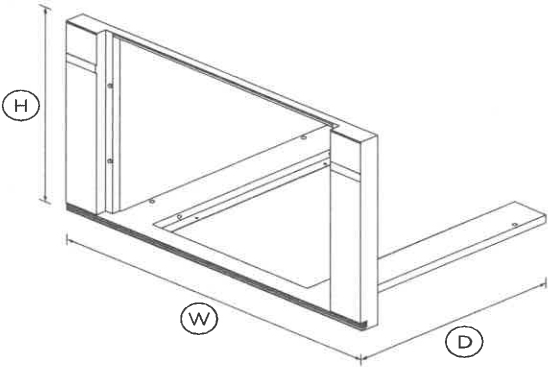


Allows our Built-in Coffee Maker (EB60DSXBB1), Combination Steam Oven (OS60NDBB1) or Combination Microwave Oven (OM60NDBB1), to be paired with the 76cm Oven.

- This is Minimal style, to pair with other Minimal style products

DIMENSIONS

Height	18 13/16"
Width	29 13/16"
Depth	20 7/8"



The product dimensions and specifications in this page apply to the specific product and model. Under our policy of continuous improvement, these dimensions and specifications may change at any time. You should therefore check with Fisher & Paykel's Customer Care Centre to ensure this page correctly describes the model currently available. ? Fisher & Paykel Appliances Ltd 2020

SPECIFICATIONS

Product dimensions	
Depth	20 7/8"
Height	18 13/16"
Width	29 13/16"

SKU	81939
-----	-------

210537

RECEIVED FEB 20 2023

COMPANION COFFEE MAKER
ACCESSORY 30"/76CM TRIM KIT

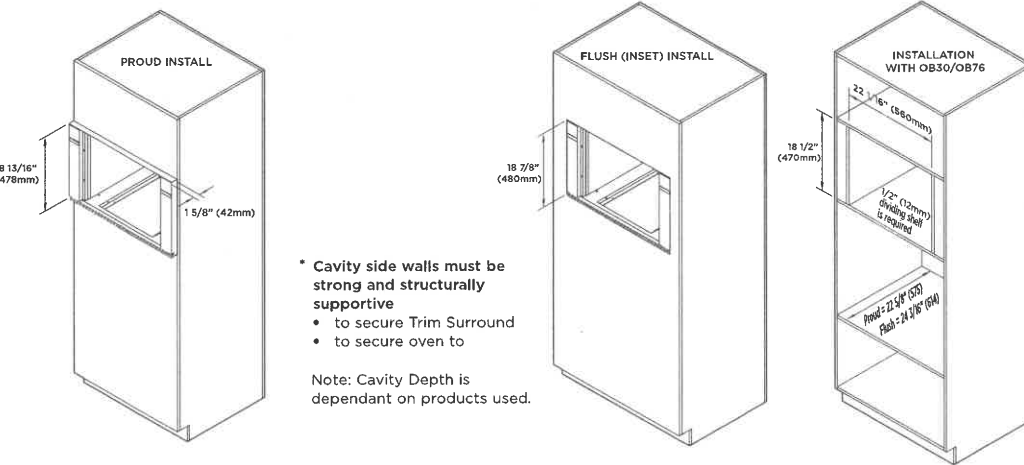
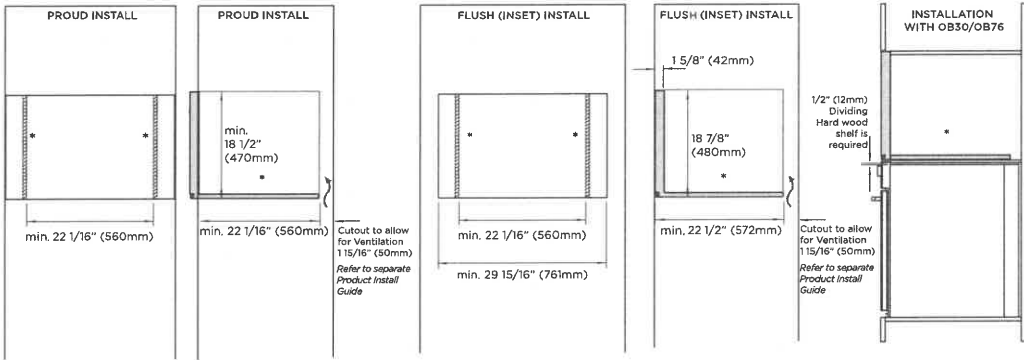
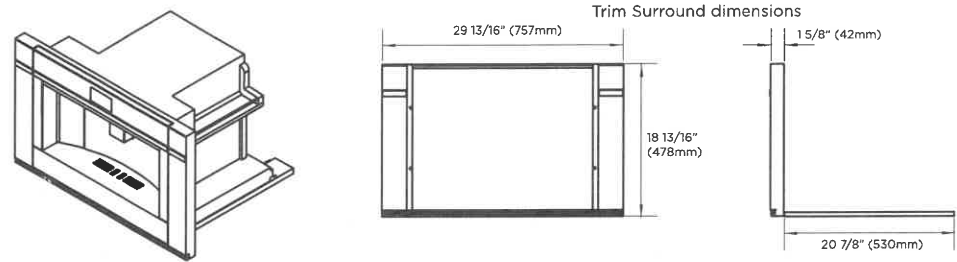
US CA NZ AU

Keep this document handy for easy reference.

- This Trim Kit is designed to complement your companion product if installing into 30" (760mm) wide cabinetry.
- For contact information or if you require service, assistance or replacement parts, see your 'Service & warranty' booklet.

This Trim Kit is designed to be installed **ONLY** with the **FISHER & PAYKEL**
- Companion Coffee Maker EB24DSX/EB60DSX
- or in combination with OB30/OB76 Ovens

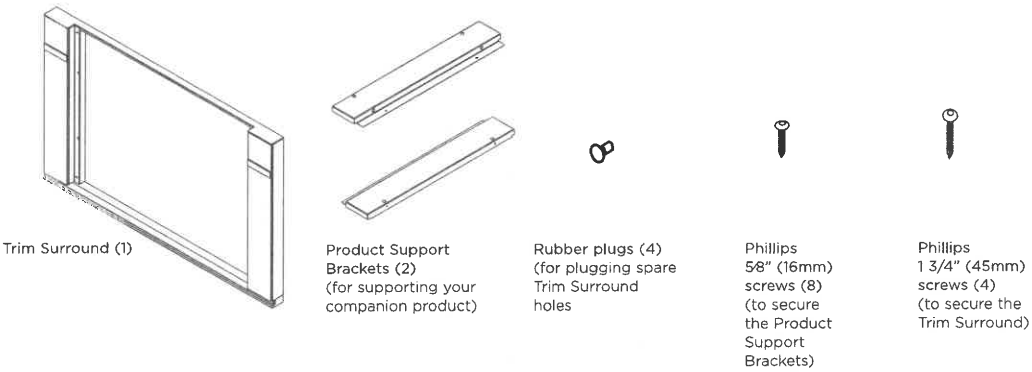
1 CABINETRY SPECIFICATION



- * Cavity side walls must be strong and structurally supportive
 - to secure Trim Surround
 - to secure oven to

Note: Cavity Depth is dependant on products used.

2 PARTS SUPPLIED



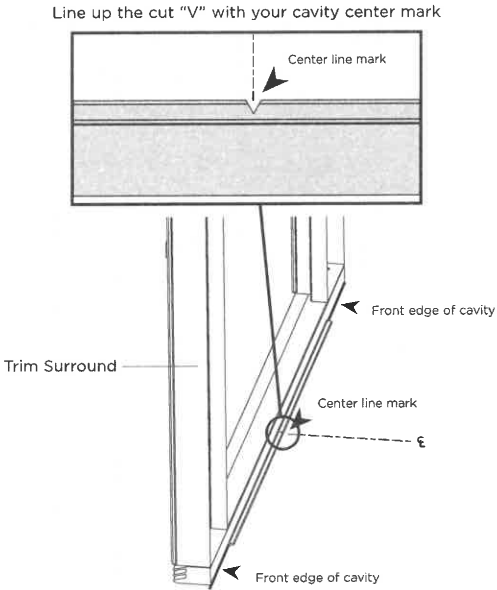
3 POSITION TRIM SURROUND ON CABINETRY

IMPORTANT!

- Ensure all packaging and protective film is removed from the Trim Surround before installing.

- ① Mark the center of your cavity at the front.
- ② Mount the Trim Surround with the small lip resting flat on the front edge of the cabinetry shelf.
- ③ Center the Trim Surround by lining up the small cut "V" in the lip with your center mark from Step 1.

Note: If installing Coffee Maker above an Oven, ensure both products are centered and aligned in the cabinetry.



continued >

22 or 37
331V
RECEIVED FEB 20 2023

COMPANION OVENS
ACCESSORY 30"/76CM TRIM KIT

US CA NZ AU

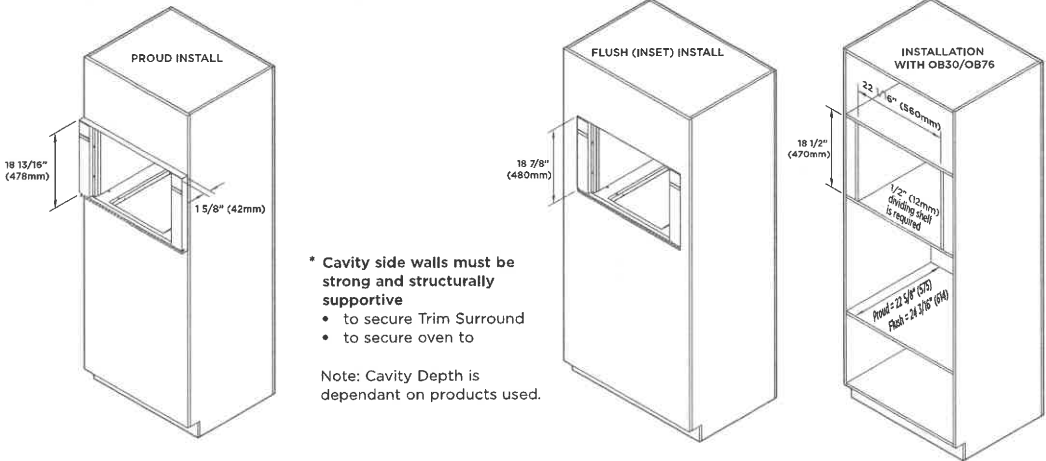
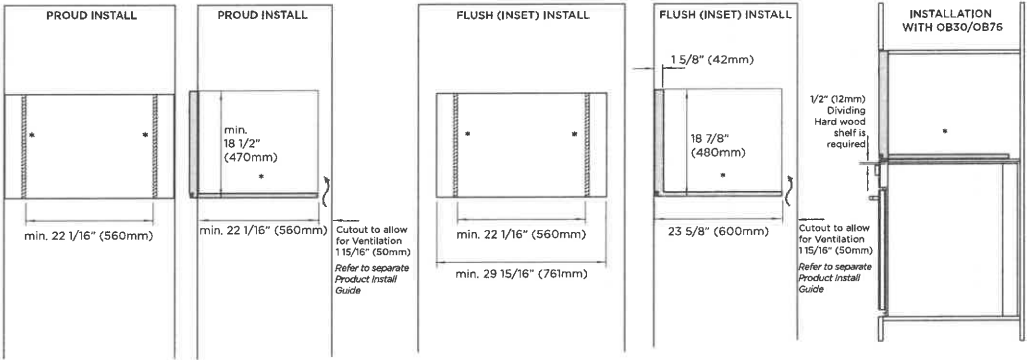
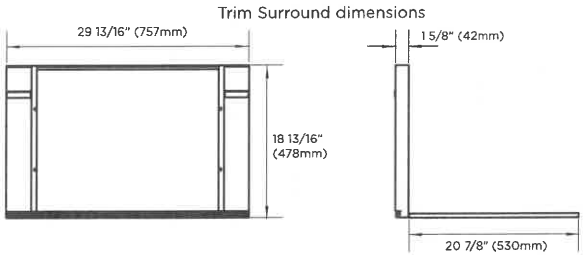
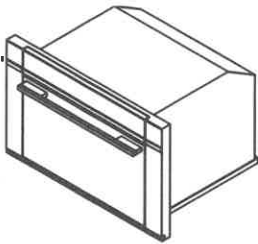
Keep this document handy for easy reference.

- This Trim Kit is designed to complement your companion product if installing into 30" (760mm) wide cabinetry.
- For contact information or if you require service, assistance or replacement parts, see your 'Service & warranty' booklet.

This Trim Kit is designed to be installed ONLY with the following FISHER & PAYKEL products:

- Companion Ovens
- or in combination with OB30/OB76 Ovens

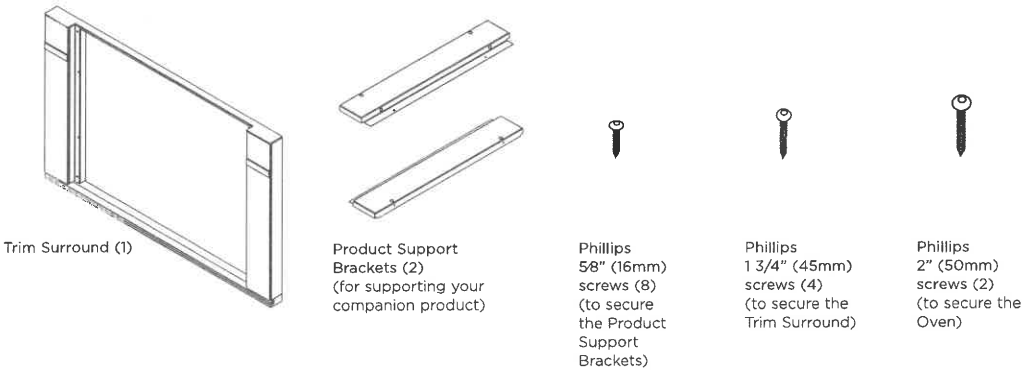
1 CABINETRY SPECIFICATION



- * Cavity side walls must be strong and structurally supportive
- to secure Trim Surround
 - to secure oven to

Note: Cavity Depth is dependant on products used.

2 PARTS SUPPLIED



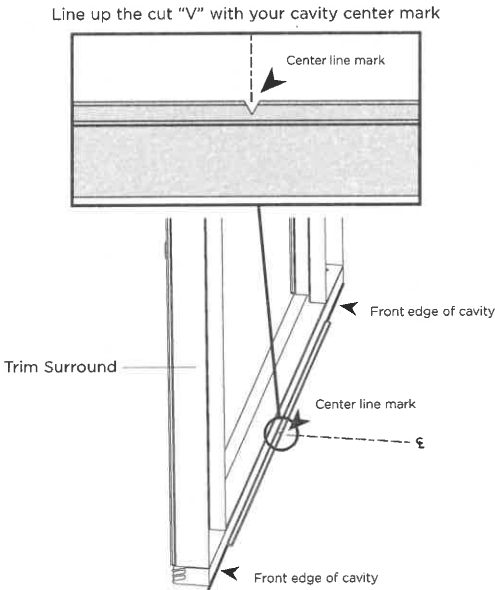
3 POSITION TRIM SURROUND ON CABINETRY


IMPORTANT!

- Ensure all packaging and protective film is removed from the Trim Surround before installing.

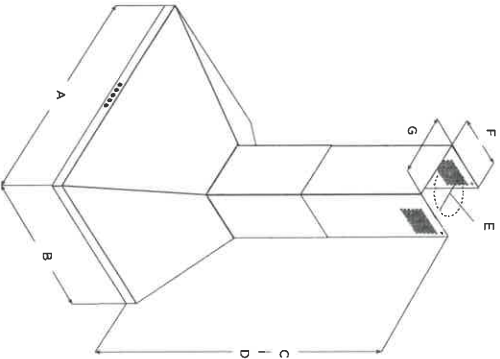
- ① Mark the center of your cavity at the front.
- ② Mount the Trim Surround with the small lip resting flat on the front edge of the cabinetry shelf.
- ③ Center the Trim Surround by lining up the small cut "V" in the lip with your center mark from Step 1.

Note: If installing above an Oven, ensure both products are centered and aligned in the cabinetry.






The clean lines, beautiful sloping angles and stainless steel finish of Varna make a striking visual statement. Available in 30" or 36" width, Varna features include a powerful 600 CFM blower, LED dimmable lighting, dishwasher-safe stainless steel microhole filter, and easy to use glass capacitive touch controls that deliver convenience and safety. Designed for standard ducted installation, Varna can also be installed with recirculating system using the kit available as an accessory.



	EV630S2	EV636S2
A	30" (76.2 cm)	36" (91.4 cm)
B	19 1/16" (50 cm)	
C*	Max: 42 1/8" (107 cm) Min: 28 5/16" (72 cm)	
D**	Max: 38 3/16" (97 cm) Min: 28 5/16" (72 cm)	
E	6" (15.24 cm)	
F	7 3/16" (18.3 cm)	
G	8 3/16" (20.8 cm)	

*Ductless
(Recirculating)
version

**Ducted version



24 05 31 0931W

SPECIFICATIONS



	30" Unit	36" Unit
Model:	EVR630S2	
Dimensions:	30" W x 19 11/16" D x 10 1/4" H	36" W x 19 11/16" D x 10 1/4" H
Blower Type(internal):	600 CFM(4-speed)	
Blower Performance:	160 CFM 280 CFM 470 CFM 600 CFM Min: 1.93, Max: 6	
Speed 1	Stainless Steel with Black Glass Touch Control 3 Speeds + Booster 2 LED Premium Dimmable Lights, 2.5 w Dishwasher-Safe, Stainless Steel Microhole Filter 120V - 60 Hz 265 Watt at 2 Amp Ducted or Recirculating with Recirculating Kit (sold separately) Top Round 6"	
Speed 2		
Speed 3		
Speed 4		
Noise (sones):		
Working Speed		
Finish:		
Controls:		
Illumination:		
Filter Type:		
Electrical:		
Installation Type:		
Duct Transition:		
KITS:	KIT02766	
Recirculating Kit (Contains 6" deflector & 2 Round Carbon Filters)	KIT02762	
Chimney Extension Kit:		
CONSUMABLE PARTS:	FB016A	
Charcoal Filter Replacement:	GF04YB	
Grease Filter Replacement:	Consumable parts are sold in units of one (1). Order accordingly	
INSTALL HEIGHTS:		
Ranger Hood:	Ducted - Min: 7'5", Max: 9'1" Recirculating - Min: 7'5", Max: 9'6"	
Ranger Hood with extension duct covers:	Ducted - Min: 8'5", Max: 11'3" Recirculating - Min: 8'6", Max: 11'7"	
WARRANTY:	2 YEARS PARTS AND LABOR. EARN A 3RD YEAR OF FULL FACTORY WARRANTY REGISTERING YOUR PRODUCT ON ELICA.COM	

PLUS FEATURES

** For valid warranty extension, register within 3 months
from purchase. For USA & Canada Users only

*The product images shown are for illustration purposes
only and may not be an exact representation of the product.



CFM REDUCTION - CFM Reduction System (CRS), is an exclusive
feature to Elica hoods, which enables the user to reduce directly in the
glass touch control the maximum blower CFM, to meet local code
requirements.



HUSH SYSTEM - An exclusive sound decending technology that
effectively reduces sound levels up to 35%, compared to typical range
hoods.



DIM-LIGHT - The Dimmer allows you to adjust the brightness of the light
as you wish. With Elica, lighting is customized in a discreet, personal and
practical way, in order to contribute in creating the perfect kitchen
atmosphere.



TOP PERFORMANCE - Excellent performance for models equipped with
this plus. High fume capturing capacity with an overage aspiration
range of 600 CFM's, with low noise levels, 1.2 - 1.7 sones at working
speed.



ELECTRONIC TOUCH CONTROLS - Enjoy the modern design and
convenience of multi-function electronic touch controls, which are
discreetly hidden behind sleek black glass, and will illuminate a soft
blue when activated.



LED LIGHT - LED lighting is undoubtedly the smartest solution in terms of
energy saving. Expected life time of over 20,000 hours, represents the
most remarkable advantage of LED light bulbs.

25 OF 37 331W

RECEIVED FEB 20 2023

Double DishDrawer™ Dishwasher, Tall, Sanitize

Series 7 | Contemporary

Stainless Steel

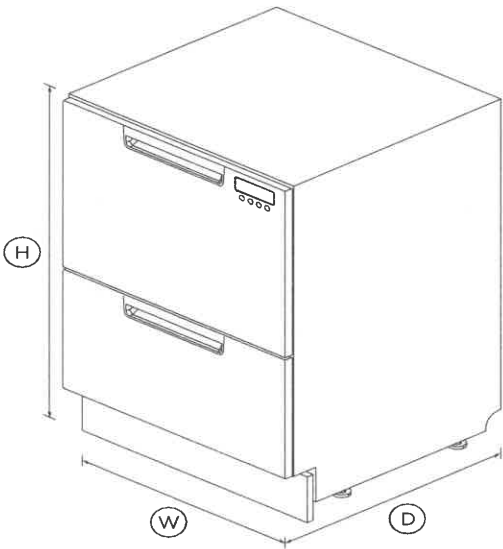


With internal controls for a clean exterior aesthetic. The top drawer will fit your large dinner plates easily.

- Six wash programs, as well as additional Quick wash, Sanitize and Extra Dry options
- Flexible racking can be folded down to fit bigger dishes

DIMENSIONS

Height	34 - 36 3/8"
Width	23 9/16"
Depth	22 9/16"



FEATURES & BENEFITS

EASE OF USE

DishDrawer™ Dishwashers are as easy to open and close as kitchen drawers and can be conveniently positioned at bench height for ease of loading and minimal bending. Flexible racking allows you to make adjustments to fit in a variety of dishes.

INDEPENDENT WASH

With the ability to use both drawers independently and select different wash programs the DishDrawer™ Dishwasher can wash everything from fine glass and crystal to heavily soiled pots and

pans.

QUICK, SANITIZE AND EXTRA DRY OPTIONS

The Quick wash modifier delivers a faster wash while maintaining performance. The Sanitize option provides extra protection killing 99.9% of bacteria in the final rinse. The Extra Dry setting is perfect for plastic dishes.

QUIET PERFORMER

Running at a very low decibel rating, these DishDrawer™ dishwashers do their job without making a fuss. The combination of intelligent technology and simple mechanics means greater reliability and excellent wash performance.

SPECIFICATIONS

Accessories

Cutlery basket	•
Kickstrip	included
Knife clip and multipurpose	•

Capacity and loading

Accommodates round plates	12.25" (top) 11" (bottom)
Adjustable height, foldable	•
Fold down tines	•
Pitch adjustable tines	•
Place settings	14

Consumption

Energy rating	Energy star
Energy usage	265 kWh/year
Water usage (per wash cycle)	3.44 gal running both tubs

Controls

26 OF 37 331W

RECEIVED FEB 20 2023

Child lock	•
Electronic fault/Diagnostic	•
End of cycle beeps	•
Energy saving delay start	•
Rinse aid indicator light	•

Features

Fan assisted drying	•
Flow through detergent	•
Quiet operation	•
SmartDrive™ technology	•

Performance

Noise on gentle cycle top	44dBA
---------------------------	-------

Power requirements

Amperage	9.6A
Electric circuit	3 wire
Rated current	15A
Supply frequency	60Hz
Supply voltage	120V

Product dimensions

Depth	22 9/16"
Height	34 - 36 3/8"
Width	23 9/16"

Warranty

Parts and labor	Limited 2 years
-----------------	-----------------

Wash Program Modifiers

Extra Dry	•
Quick	•
Sanitize	•
Wash modifiers	3

Wash Programs

Delicate	•
Fast	•
Heavy	•
Medium	•
Normal eco	•
Rinse	•
Wash programs	6

Water connection

Supplied hose to suit 3/8"	•
----------------------------	---

SKU	82331
-----	-------

The product dimensions and specifications in this page apply to the specific product and model. Under our policy of continuous improvement, these dimensions and specifications may change at any time. You should therefore check with Fisher & Paykel's Customer Care Centre to ensure this page correctly describes the model currently available. ? Fisher & Paykel Appliances Ltd 2020

Other product downloads available at fisherpaykel.com

- Quick Start Guide
- Service & Warranty
- Installation Guide Double DishDrawer™
- Specification Guide DoubleDishDrawer
- Data Sheet Double DishDrawer

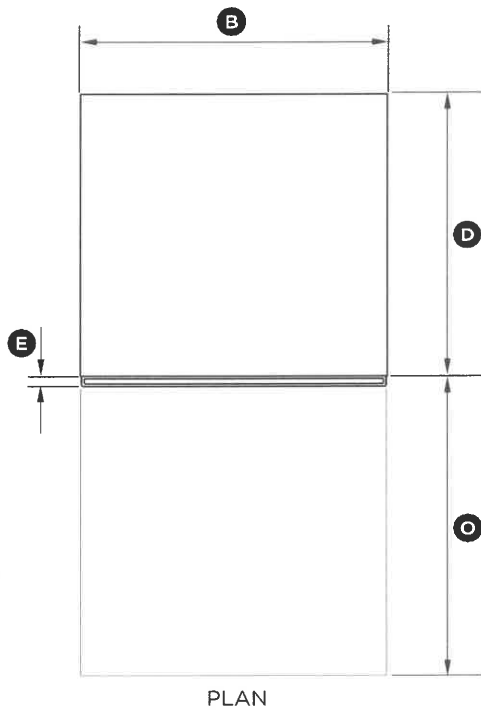
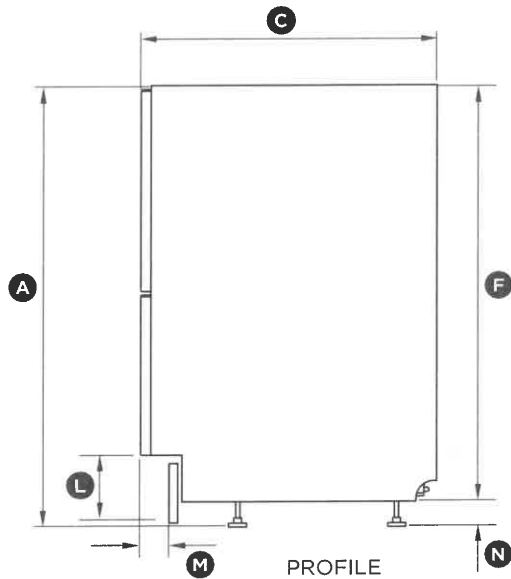
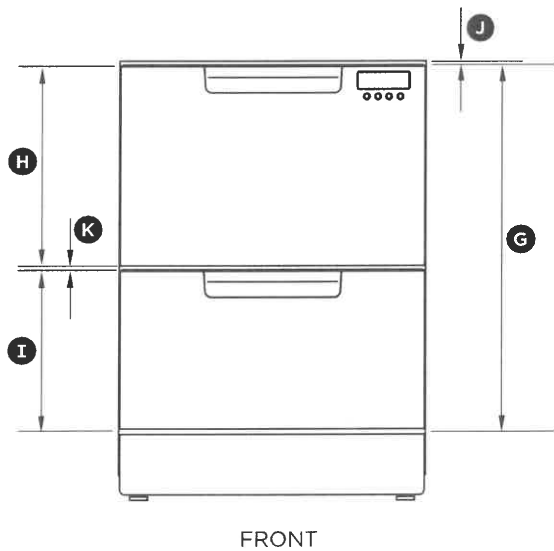
24/7

A PEACE OF MIND SALE

24 Hours 7 Days a Week Customer Support

T 1.888.936.7872 Wwww.fisherpaykel.com

4 PRODUCT DIMENSIONS



PRODUCT DIMENSIONS	DD24DA	DD24DCT
	INCHES (MM)	INCHES (MM)
(A) Overall height of product ¹	32 5/16 - 34 5/8" (820-880) ²	34 - 36 3/8" (864-924) ²
(B) Overall width of product	23 9/16" (599)	23 9/16" (599)
(C) Overall depth of product	22 9/16" (573)	22 9/16" (573)
(D) Depth of chassis (to back of front drawer panel)	21 3/4" (553)	21 3/4" (553)
(E) Depth of drawer front panel	13/16" (20)	13/16" (20)
(F) Height of chassis ¹	31 15/16" (811)	33 11/16" (855)
(G) Height of drawer front panels	29 3/4" (756)	29 3/4" (756)
(H) Height of upper drawer front panel	15 1/2" (393)	17 3/16" (437)
(I) Height of lower drawer front panel	14" (356)	12 1/4" (312)
(J) Height from top of drawer front panel to top of chassis	5/16" (8)	5/16" (8)
(K) Ventilation gap between drawer front panels	1/4" (7)	1/4" (7)
(L) Height of toekick (customisable)	2 13/16 - 5" (72-127)	2 13/16 - 5" (72-127)
(M) Depth from front of drawer panel to front of toekick (adjustable) ³	1 1/2 - 4" (38-102)	1 1/2 - 4" (38-102)
(N) Height of leveling feet (adjustable)	3/8 - 2 11/16" (9-69) ²	3/8 - 2 11/16" (9-69) ²
(O) Maximum extension of drawer	21 9/16" (547)	21 9/16" (547)

¹ includes 1/16" (2mm) high bracket slots ² depending on adjustment of leveling feet

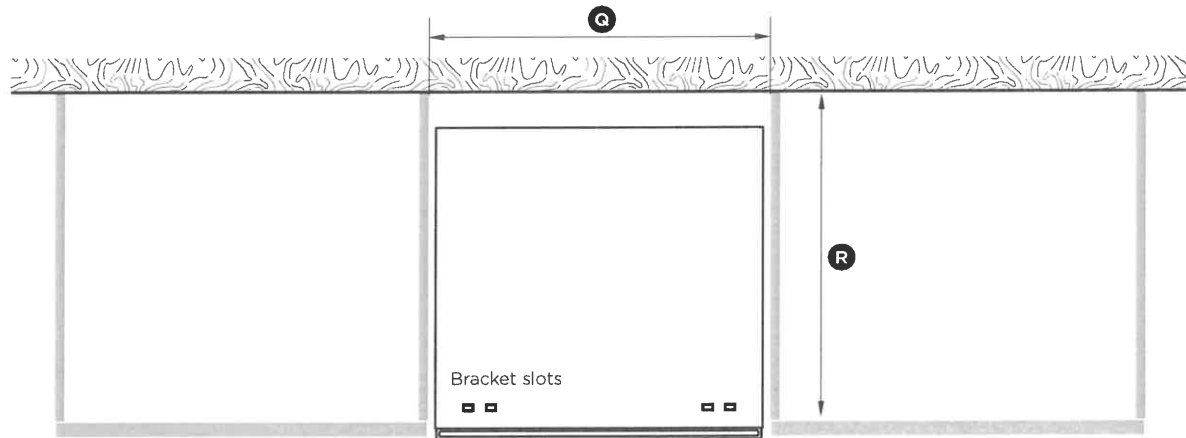
³ adjustable to match toekick recess on adjoining cabinetry

28 OF 37

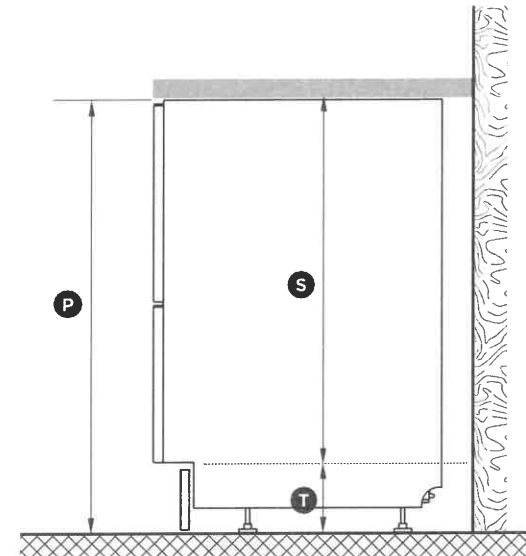
331W

RECEIVED FEB 20 2023

5 CABINETY DIMENSIONS



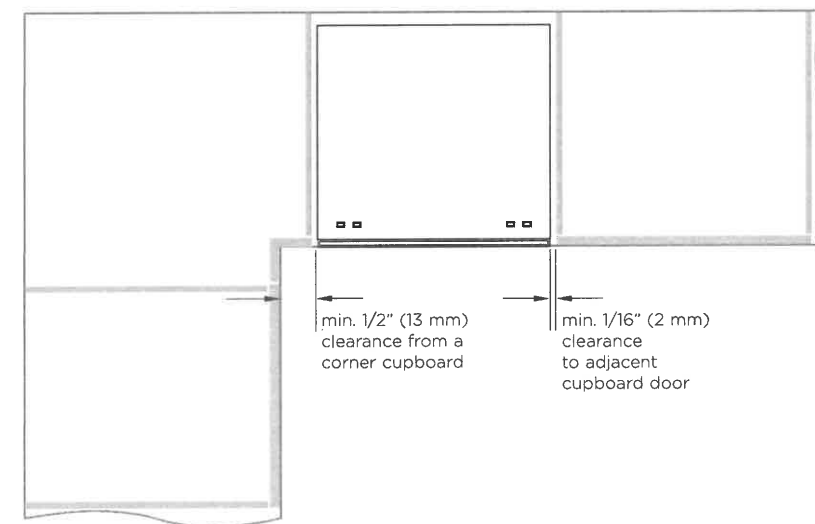
PLAN



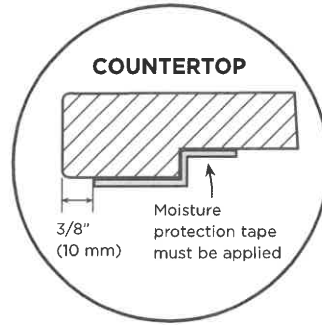
PROFILE

CABINETY DIMENSIONS	DD24DA	DD24DCT
	INCHES (MM)	INCHES (MM)
P Inside height of cavity*	min. 32 5/16" (820)	min. 34" (864)
Q Inside width of cavity	23 5/8" (600)	23 5/8" (600)
R Inside depth of cavity	min. 22 1/16" (560)	min. 22 1/16" (560)
S Recommended height of adjacent cabinet space	30" (762)	30" (762)
T Height of toekick space*	2 3/8" - 4 3/4" (60-120)	3 15/16" - 6 5/16" (100-160)
* depending on adjustment of leveling feet		

Minimum clearances from adjacent cabinetry



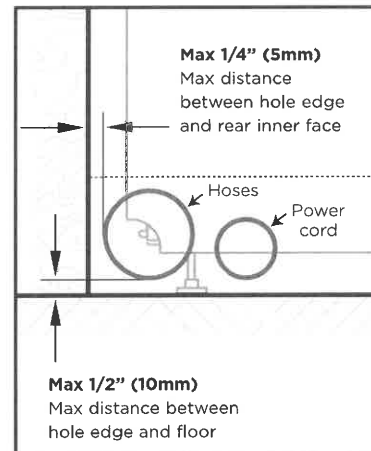
⑥ CAVITY PREPARATION



These marks indicate formed bracket screw locations, if securing by drawer removal.

If there is no side partition, you can construct timber bracing as something to secure into.

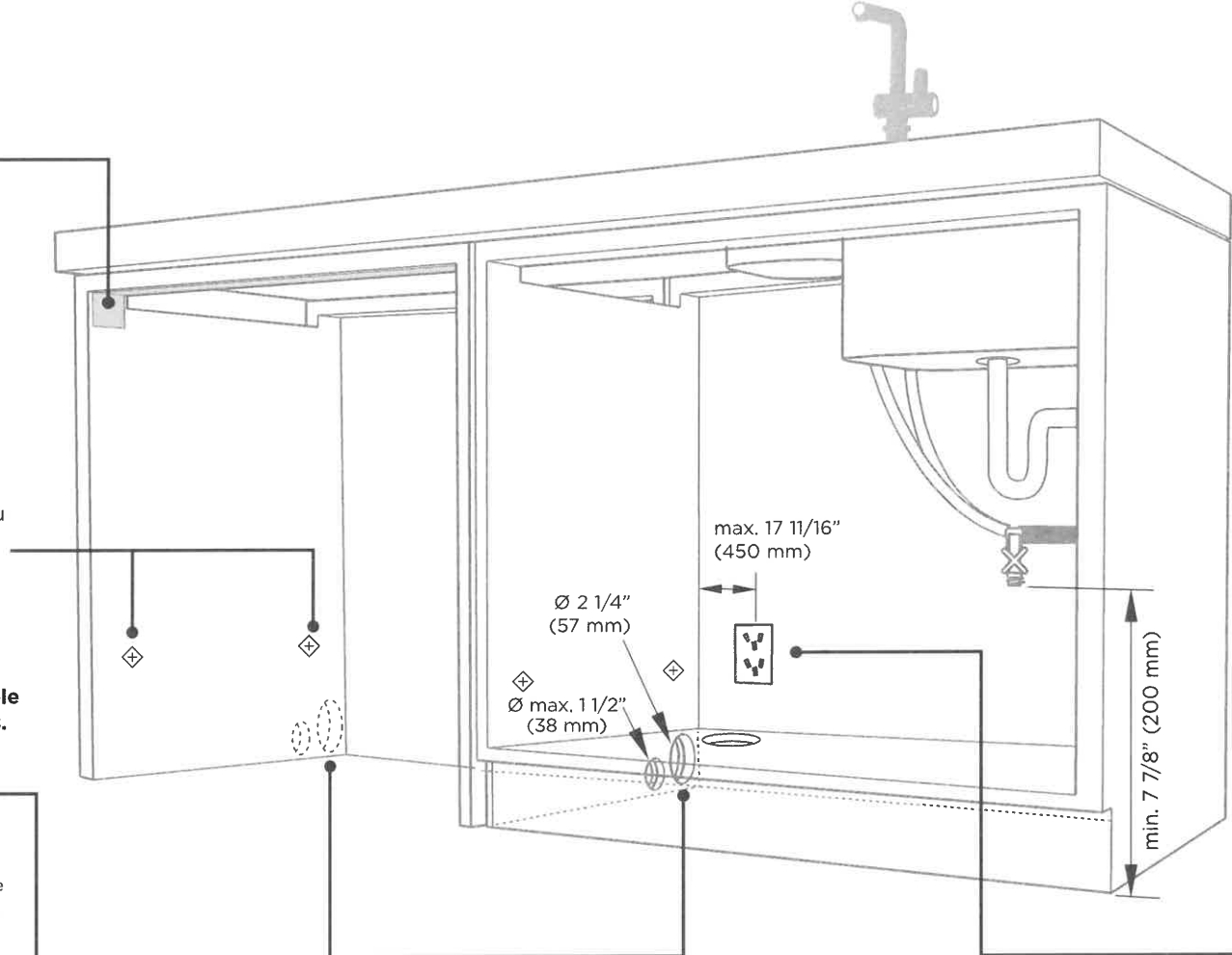
WARNING!
Incorrect placement of the hole will result in damage to hoses.



Service Holes

Can be located either side of dishwasher, close to the rear face and the floor, as illustrated, for access to the water supply, drain and power outlet. The small hole is for the power cord only.

- If the hole is through wood, make sure its edges are smooth and rounded.
- If the hole is through metal, ensure you fit the supplied Edge Protector to prevent damage to the power cord.



Water Connection

Recommended **HOT**
(Maximum 140°F/60°C).

Supplied hose to suit 3/8" (9 mm) male compression fitting.

Water Pressure

Water softener models

Max. 1 MPa (145 psi)
Min. 0.1 MPa (14.5 psi)

Models without water softener

Max. 1 MPa (145 psi)
Min. 0.03 MPa (4.3 psi)

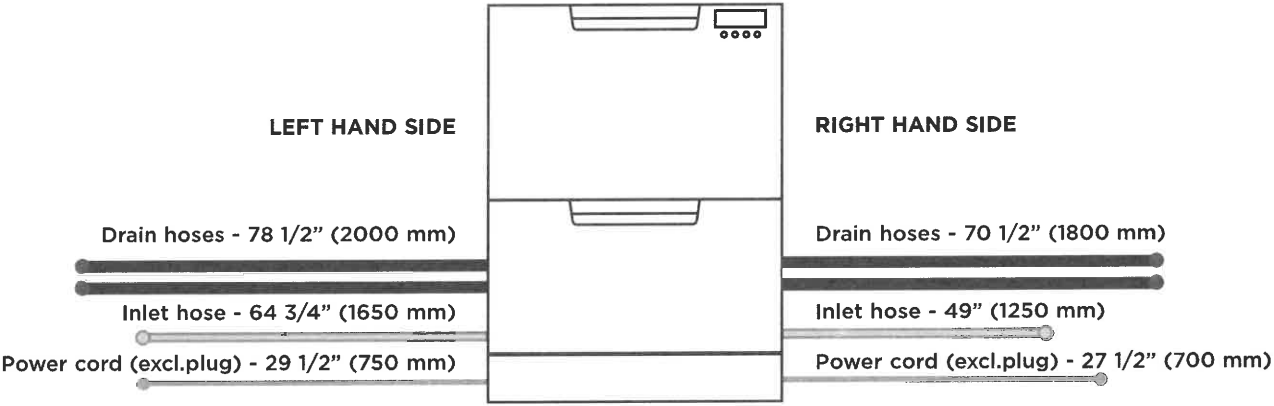
Kosher requirements

Drains will need to be separated to satisfy kosher requirements. We suggest you confirm acceptability with your local rabbi in respect to kosher installations.

IMPORTANT!

The power outlet must be located in a cabinet adjacent to the dishwasher cavity. 110-120 VAC max. 15 A

⑦ MAXIMUM DISTANCE OF HOSES & CORD FROM CHASSIS EDGE



31 OF 37

RECEIVED FEB 20 2023

39111




Front Load Perfect Steam™ Washer with LuxCare® Plus Wash and SmartBoost® - 5.2 Cu. Ft. I.E.C

Front Load Washer

Available Products: ELFW7637AT, ELFW7637AW

Available Colors: Titanium, White

Version: 11/22



Product Specifications

Washer	
Drum Light	Yes
Drum Material	Stainless Steel
Maximum Spin Speed	1,300 RPM
Water Heater	Yes
Water Level Adjustment	Yes

Washer Options	
Allergen	Yes
Delay Start Time	1-12 Hours
Extended Refresh	Yes
Extra Rinse	Yes
Perfect Steam	Yes
Pure Rinse	Yes
Stain Soak	Yes
Steam	Yes

Temperature Settings	
Eco Cold	Yes
Cool	Yes
Warm	Yes
Hot	Yes
Sanitize	Yes

Controls	
Cancel	Yes
Cycle Status Lights	Yes
Delay Start	Yes
Control Lock	Yes
Pause Function	Yes
Power On/Off	Yes
Start	Yes

Exterior	
Door Latch	Yes
Reversible Door	Yes

Electrical Specifications	
Minimum Circuit Required	15 Amps
Voltage Rating	120 V

Installation	
Optional Pedestal	Yes
Stackable	Yes

Washer Cycles	
Cycle Count	11
Activewear	Yes
Clean Washer	Yes
Colors	Yes
Delicates	Yes
Fast Wash	Yes
Hand Wash	Yes
Heavy Duty	Yes
Normal	Yes
Optic Whites	Yes
Rinse and Spin	Yes
Towels	Yes

Soil Levels	
Extra Light	Yes
Light	Yes
Normal	Yes
Heavy	Yes
Solid Soil	Yes

Washer Spin Speeds	
Spin Speed Selections	5
Max	Yes
High	Yes
Medium	Yes
Low	Yes
No Spin	Yes

Dispenser	
Bleach Dispenser	Yes
Detergent Dispenser	Yes
Fabric Softener Dispenser	Yes
Prewash Detergent Dispenser	Yes
PODs Dispenser	Yes

Dimensions and Volume	
Height	38"
Width	27"
Depth	32"
Washer Drum Capacity I.E.C.	5.2 Cu. Ft.

We reserve the right to change specifications or discontinue models without notice.
Electrolux Major Appliances, N.A.
CANADA • 5855 Terry Fox Way • Mississauga, ON L5V 3E4 • 1-800-265-8352 • electrolux.ca

32 or 37 331W
RECEIVED FEB 20 2023

Front Load Perfect Steam™ Washer with LuxCare® Plus

Front Load Washer

Wash and SmartBoost® - 4.5 Cu. Ft.

Available Products: ELFW7637AT, ELFW7637AW

Available Colors: Titanium, White

Version: 11/22

Performance Certifications and Approvals

CEE Tier	Tier 2	Energy Data
ENERGY STAR Certified	Yes	Integrated Water Factor kWh/cycle3.2
ENERGY STAR Most Efficient	Yes	kWh/year85 kWh
High Efficiency	Yes	Modified Energy Factor2.92
		Water Usage/Year4,248 Gallons

General Specifications

Chime On / Chime Off	Yes
Leveling Legs	Yes
Prop 65 Label	No
Warranty - Labor	1 Year
Warranty - Parts	1 Year

Safety Certifications and Approvals

UL Listed	Yes
NSF Certified	Yes
Sanitization and Allergy Reduction	Yes

We reserve the right to change specifications or discontinue models without notice.
Electrolux Major Appliances, N.A.
CANADA • 5855 Terry Fox Way • Mississauga, ON L5V 3E4 • 1-800-265-8352 • electrolux.ca

33 OF 31

331W

RECEIVED FEB 20 2023

Front Load Perfect Steam™ Washer with LuxCare® Plus
Wash and SmartBoost® - 4.5 Cu. Ft.

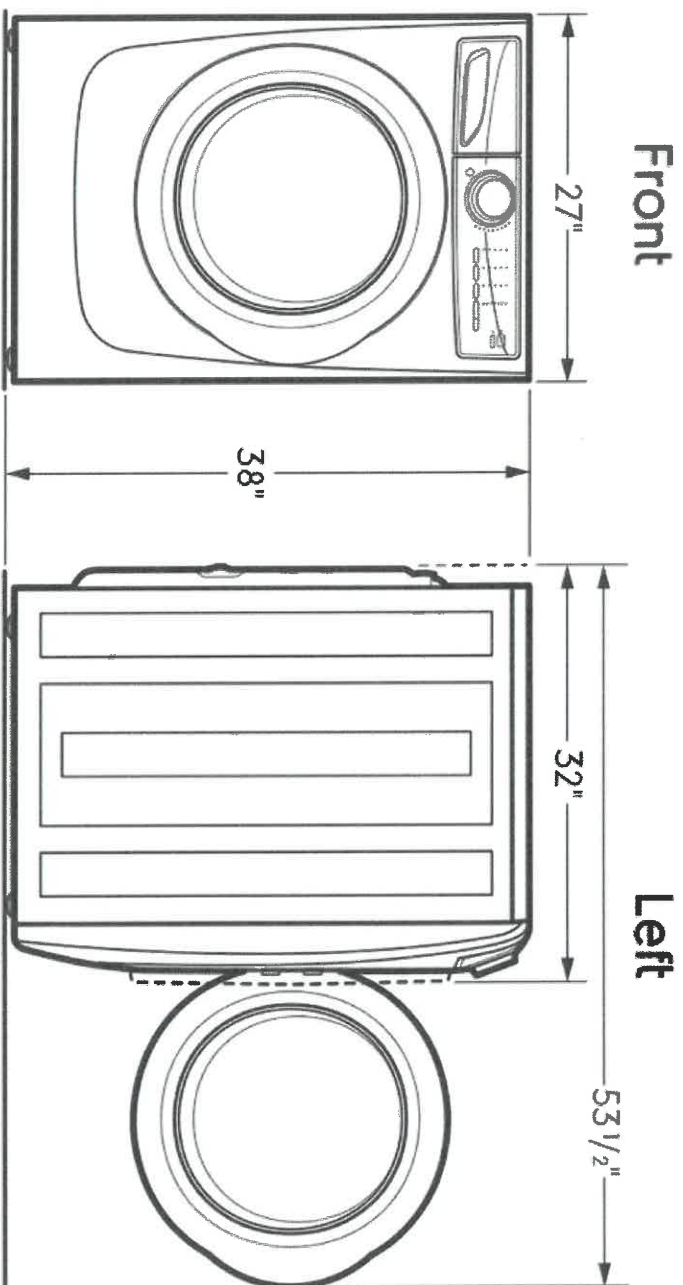
Front Load Washer

Available Products: ELFW7637AT, ELFW7637AW

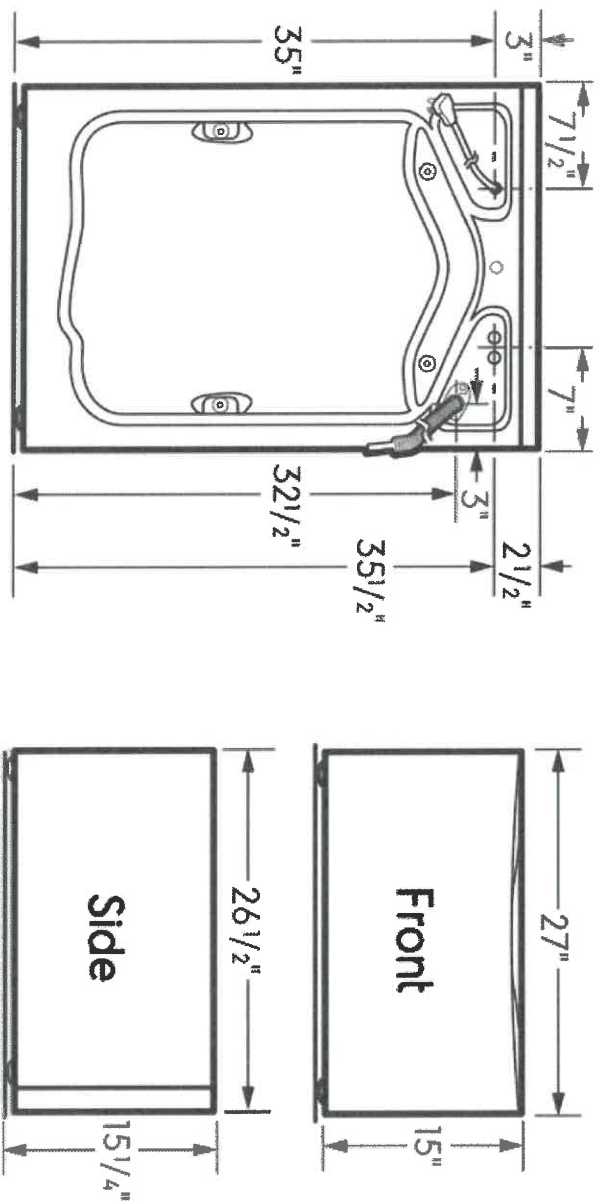
Available Colors: Titanium, White

Version: 11/22

Installation Diagram



Optional
15" Pedestal Drawer




We reserve the right to change specifications or discontinue models without notice.
Electrolux Major Appliances, N.A.
CANADA • 5855 Terry Fox Way • Mississauga, ON L5V 3E4 • 1-800-265-8352 • electrolux.ca

34 of 37

3931 W
RECEIVED FEB 20 2023

Electrolux



Dryer

Electric 8.0 Cu. Ft. Front Load Dryer

ELFE763CAT, ELFE763CAW

Available Colors : Titanium, White

Version : 07/21

Dryer	200 CFM	Sanitize	Yes
Air Flow		Eco Dry	Yes
Balanced Dry	Yes		
Drum Back Type	Painted Steel		
Drum Material	Stainless Steel		
Dryness Level Selections	Yes	Dryness Level	Yes
Lint Filter	Yes	Max	Yes
Predictive Dry	No	High	Yes
		Normal	Yes
		Low	Yes
		Damp	Yes

Dryer Cycles	11	Controls	
Cycle Count	Yes	Cancel	Yes
Activewear	Yes	Cycle Status Lights	Yes
Air Dry	Yes	Delay Start	Yes
Allergen	Yes	Estimated Time Remaining	Yes
Delicates	Yes	Control Lock	Yes
Fast Dry	Yes	Pause Function	Yes
Heavy Duty	Yes	Power On/Off	Yes
Instant Refresh	Yes	Start	Yes
Mixed Load	Yes		
Normal	Yes		
Timed Dry Time	Yes	Exterior	
Towels	Yes	Door Latch	Yes
		Reversible Door	Yes

Dryer Options	Yes	Dimensions and Volume	
Anti Static		Height	38"
Delay Start Time	1-12 Hours	Width	27"
Drum Light	Yes	Depth	32"
Dry Boost	Yes	Dryer Drum Capacity	8 Cu. Ft.
Extended Tumble	Yes		
Perfect Steam	Yes		
Wrinkle Release	Yes	Electrical Specifications	
		Minimum Circuit Required	30 Amps
Drying Temperatures		Voltage Rating	208/240v
Low	Yes		
Normal	Yes	Energy Data	
High	Yes	kWh/cycle	2.5 kWh

High standards of quality at Electrolux Home Products, Inc. mean we are constantly working to improve our products. We reserve the right to change specifications or discontinue models without notice.

Electrolux Major Appliances, N.A.
USA • 10200 David Taylor Drive • Charlotte, NC 28262 • Charlotte, NC 28262 • 1-877-4electrolux (1-877-435-3287) • electroluxappliances.com
CANADA • 5855 Terry Fox Way • Mississauga, ON L5V 3E4 • 1-800-265-8352 • electroluxappliances.ca

35 DF-37

3331W

Electrolux

Electric 8.0 Cu. Ft. Front Load Dryer

ELFE763CAT, ELFE763CAW

Version : 07/21

KWh/year	710 KWh
----------	---------

Installation

Optional Pedestal	Yes
-------------------	-----

General Specifications

Chime On / Chime Off	Yes
Leveling Legs	Yes
Product Weight	126 lbs
Prop 65 Label	No
Warranty - Labor	1 Year
Warranty - Parts	1 Year

Performance Certifications and Approvals

ENERGY STAR Certified	Yes
-----------------------	-----

Safety Certifications and Approvals

UL Listed	Yes
-----------	-----

High standards of quality at Electrolux Home Products, Inc. mean we are constantly working to improve our products. We reserve the right to change specifications or discontinue models without notice.

Electrolux Major Appliances, N.A.
USA • 10200 David Taylor Drive • Charlotte, NC 28262 • Charlotte, NC 28262 • 1-877-4electrolux (1-877-435-3287) • electroluxappliances.com
CANADA • 5855 Terry Fox Way • Mississauga, ON L5V 3E4 • 1-800-265-8352 • electroluxappliances.ca

OK OF 37 931W

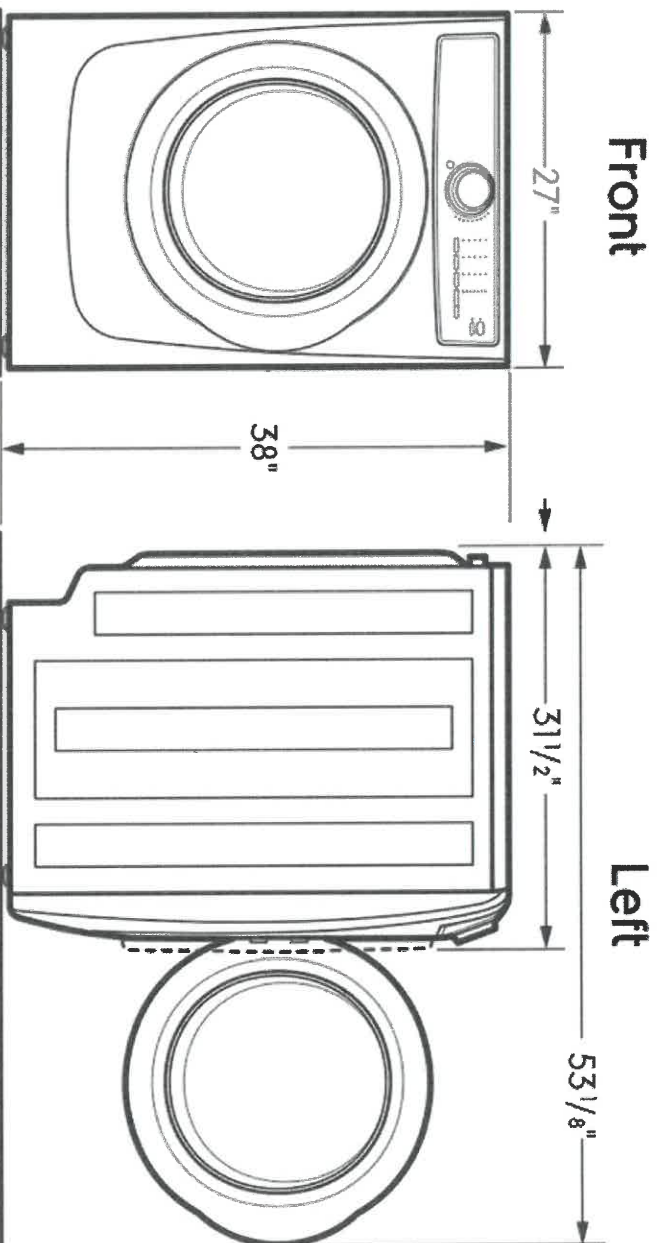
RECEIVED FEB 20 2023

Electrolux

Electric 8.0 Cu. Ft. Front Load Dryer

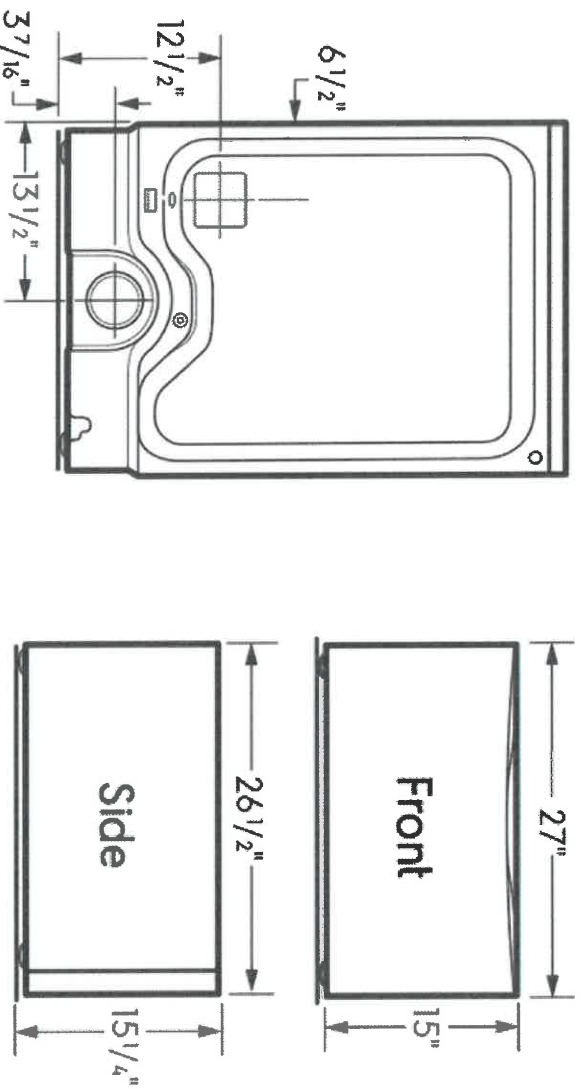
ELFE763CAT, ELFE763CAW

Version : 07/21



Rear

**Optional
15" Pedestal Drawer**



High standards of quality at Electrolux Home Products, Inc. mean we are constantly working to improve our products. We reserve the right to change specifications or discontinue models without notice.

Electrolux Major Appliances, N.A.

USA • 10200 David Taylor Drive • Charlotte, NC 28262 • Charlotte, NC 28262 • 1-877-4electrolux (1-877-435-3287) • electroluxappliances.com
CANADA • 5855 Terry Fox Way • Mississauga, ON L5V 3E4 • 1-800-265-8352 • electroluxappliances.ca

37037 331W

RECEIVED FEB 20 2023