

Site: INNISFIL
Lot: 215W
Model: Canal 50-3
Purchaser: Kalpeshkumar Ratilal Gandhi
Purchaser: Rinal Kalpeshku Gandhi
Phone: kalpesh04@hotmail.com
Email: rinal04@hotmail.com

ELEV. C
Rinal Kalpeshku Gandhi
kalpesh04@hotmail.com
rinal04@hotmail.com



DESCRIPTION		DATE SELECTED
BONUS PACKAGE: 3 PIECE STAINLESS STEEL APPLIANCES WITH WHITE WASHER & DRYER	INCLUDED IN APS	
BONUS PACKAGE: STAINLESS STEEL HOOD FAN	INCLUDED IN APS	
STRUCTURALS		
1 10FT MAIN FLOOR INCLUDES 8 FT INTERIOR DOORS, 8 FT FRONT DOOR, REAR AND GARAGE MAIN DOOR, TRANSOMS ABOVE WINDOWS		21-Oct-21
2 ADD COFFERED CEILING LIVING ROOM/DINING ROOM/UPPER HALLWAY		21-Oct-21
3 SMOOTH CEILINGS MAIN FLOOR AND 2ND FLOOR		21-Oct-21
4 GARAGE DOOR TO BACKYARD IF POSSIBLE AND GRADE PERMITTING		21-Oct-21
5 N/A		21-Oct-21
6 ADD WAFFLE CEILING IN GREAT ROOM		21-Oct-21
7 CHANGLED 3 PCE BASELINE CROWN MOULDING TO 128MM BRUSH NICKEL		14-Oct-21
8 (3) LARGER BASEMENT WINDOWS 30" X 24" IN LIEU OF STANDARD IF POSSIBLE (REQUIRED)	(WINDOW WELLS MAY BE	21-Oct-21
9 ELECTRICAL FIREPLACE DIMPLEX PRISM (WALL BUILT INTO ROOM BY APPROX 8" DEEP AND FLOOR TO CEILING TO ACCOMMODATE MODEL BLF7451 (74") LINEAR. ADD LOG INSERT (LF74DWS-KIT) IN LIEU OF STANDARD ACRYLIC CRYSTALS) NOTE IN LIEU OF STANDARD GAS FIREPLACE CLOSE OFF OPENING AND JOG IN FOUNDATION TO REMAIN		21-Oct-21
COLOURS		
1 CHANGED FRONT ENTRY BATH TO 2024 WHITE LINEN CROWN MOULDING		14-Oct-21
2 FRAMELESS GLASS TUB SLIDER MAXX HALO , TWIN BATH, ENSUITE # 4		14-Oct-21
3 (6) LED POTLIGHTS IN GREAT ROOM ON SAME SWITCH DELETE STANDARD LIGHT , NOTE INSTALL IN THE 6 SQUARES OF THE WAFFLE CEILING		14-Oct-21
4 (1) CARPED LIGHT ON SEPARATE SWITCH INSTALL ABOVE KITCHEN ISLAND CENTERED		14-Oct-21
5 TILES FOYER AND POWDER ROOM UP # 4		14-Oct-21
6 TILES KITCHEN AND BREAKFAST UP # 4		14-Oct-21
7 KITCHEN CABINETS REGAL PLUS		14-Oct-21
8 KITCHEN ISLAND 2 TONE: NOTE KITCHEN ISLAND AND FRIDGE WALL MDF FOG GREY & KITCHEN STOVE AND SINK WALL MDF MOCHA GLAZE		14-Oct-21
9 KITCHEN & ISLAND COUNTER TOP UP # 5 QUARTZ		14-Oct-21
10 KITCHEN UP # 5 QUARTZ SLAB BACKSPLASH		14-Oct-21
11 KITCHEN CABINET HARDWARE (STOVE AND SINK WALL ONLY HALIBURTON 128 MM MATT BLACK		14-Oct-21
12 KITCHEN CABINET HARDWARE(2 PCEs) NOTE FOR (2) SPICE PULL OUT'S ONLY RICHELIEU HALIBURTON KNOB BLACK MATT		14-Oct-21
13 KITCHEN CABINET HARDWARE FRIDGE WALL ONLY HALIBURTON 128 MM BRUSH NICKEL		14-Oct-21
14 KITCHEN UPGRADES: NOTE 10 FT CEILING HEIGHT		14-Oct-21
15 KITCHEN FRIDGE ENCLOSURE (SEE SPECS FOR FRIDGE AND ADJUST UPPER CABINET)		14-Oct-21
16 KITCHEN SINGLE DOOR PANTRY		14-Oct-21
17 KITCHEN BUILT IN OVEN TOWER WITH DOORS ABOVE AND BELOW		14-Oct-21
18 KITCHEN SPACE FOR 48" STOVE SEE SPEC		14-Oct-21
19 KITCHEN TRANSITIONAL HOOD CANOPY (FAN NOT INCLUDED) APPROX 140 CM WIDE INSTALL TO CEILING		14-Oct-21
20 KITCHEN ADD DARK MIRROR ON CANOPY		14-Oct-21
21 KITCHEN (2) SPICE PULL OUTS		14-Oct-21
22 KITCHEN (2) SETS OF POT AND PAN DRAWERS		14-Oct-21
23 KITCHEN 2 BIN RECYCLE		14-Oct-21

Site:
Lot:
Model:
Purchaser:
Purchaser:
Phone:
Email:

INNISFIL
215W
Canal 50-3
ELEV. C
Kalpeshkumar Ratilal Gandhi
Rinal Kalpeshku Gandhi
kalpesh04@hotmail.com
rinal04@hotmail.com



DESCRIPTION		DATE SELECTED
24	KITCHEN STACKED UPPERS STOVE WALL & SINK WALL EXCLUDING 2 UPPERS BOTH SIDES OF HOOD FAN **NOTE NO STACKED UPPER OVER HOOD FAN (SEE SKETCH)	14-Oct-21
25	KITCHEN 48" UPPERS ON FRIDGE WALL , ALSO 2 SINGLE DOOR CABINETS BOTH SIDES OF HOOD FAN (SKETCH)	14-Oct-21
26	KITCHEN LARGE ROYAL CROWN AND RISER TO CEILING ABOVE ALL UPPERS, SEE SKETCH FOR DIFFERENT HEIGHTS OF RISER PANEL	14-Oct-21
27	KITCHEN (2) SINGLE DOOR CLEAR GLASS DOORS AND 3 GLASS SHELVES IN EACH WITH MATCHING INTERIOR BOTH SIDES OF HOOD FAN	14-Oct-21
28	KITCHEN (2) HOUR GLASS DOORS ABOVE WALL OVEN WITH MATCHING INTERIOR	14-Oct-21
29	N/A	14-Oct-21
30	N/A	14-Oct-21
31	N/A	14-Oct-21
32	KITCHEN DECORATIVE KICK ON ISLAND (SEE PICTURE)	14-Oct-21
33	N/A	14-Oct-21
34	MASTER ENSUITE UP # 1 VANITY CABINET INCLUDES COMFORT HEIGHT	14-Oct-21
35	MASTER ENSUITE UP # 2 SHOWER FLOOR TILES	14-Oct-21
36	MASTER ENSUITE UP # 5 FLOOR TILES	14-Oct-21
37	MASTER ENSUITE UP # 2 QUARTZ COUNTER TOP	14-Oct-21
38	MASTER ESUITE (2) RECTANGULAR UNDERMOUNT SINKS 4220 CIY	14-Oct-21
39	MASTER ENSUITE VANITY BANK OF DRAWERS (SEE SKETCH)	14-Oct-21
40	MASTER ENSUITE UP # 5 WALL TILES INSTALL VERTICAL STACKED	14-Oct-21
41	SHARED BATH UP # 4 WALL TILE	14-Oct-21
42	SHARED BATH UP# 4 FLOOR TILE	14-Oct-21
43	SHARED BATH (2) RECTRANGULAR 4220 CIY	14-Oct-21
44	SHARED BATH UP # 1 QUARTZ COUNTER TOP	14-Oct-21
45	SHARED BATH UPGRADE VANITY HARDWARE	14-Oct-21
46	SHARED BATH UP # 2 VANITY CABINET	14-Oct-21
47	SHARED BATH VANITY BANK OF DRAWERS	14-Oct-21
48	SHARED BATH COMFORT HEIGHT VANITY	14-Oct-21
49	N/A	14-Oct-21
50	LAUNDRY STAINLESS UNDERMOUNT SINK QUATRUS 5 15 STAINLESS UNDERMOUNT	14-Oct-21
51	LAUNDRY ROOM FLOOR TILE UP # 4	14-Oct-21
52	LAUNDRY ROOM SINK BASE CABINET AND OPTIONAL UPPER CABINET UP # 1	14-Oct-21
53	LAUNDRY ROOM UP # 5 QUARTZ COUNTER TOP INSTALL ACROSS WALL TO WALL OVER SINK BASE WASHER AND DRYER	14-Oct-21
54	UP# 4 RAILING	14-Oct-21
55	(6) INTERIOR DOORS 8FT HIGH ONE PANEL SHAKER MAIN FLOOR	14-Oct-21
56	DOUBLE FRENCH DOORS 8 ft CLEAR GLASS 15 LITE FOR LIVING ROOM	14-Oct-21
57	NA	14-Oct-21
58	GAS LINE TO STOVE INCLUDES 15 AMP	14-Oct-21
59	GAS LINE TO BBQ	14-Oct-21
60	WATER LINE TO FRIDGE	14-Oct-21
61	OVEN ELECTRICAL ON SEPARATE CIRCUIT SEE SPEC	14-Oct-21
62	10" EXHAUST VENT	14-Oct-21
63	UPGRADE TO ONE PIECE CONTRAC CALI TOILET MODEL 4710BOV IN LIEU OF STANDARD ***MASTER ENSUITE, POWDER ROOM, SHARED BATH, ENSUITE BATH (4) QUANTITY	14-Oct-21
64	INTERIOR HARDWARE WEISER HALIFAX SQUARE ROSE SATIN NICKEL	14-Oct-21
65	HARDWOOD UP # 4 FAMILY ROOM, DINING, HALLWAY LIVING ROOM, STAIR LANDINGS	14-Oct-21
66	HARDWOOD UP # 4 2ND FLOOR HALLWAY MASTER BEDROOM, BED 2,3,4,	14-Oct-21
67	STAIN OAK STAIRS FROM MAIN TO 2ND FLOOR	14-Oct-21

CONSTRUCTION SUMMARY OF EXTRAS

~~Printed 2023 12-02~~ / 4:19 PM / Page 3 of 3

Site: INNISFIL
Lot: 215W
Model: Canal 50-3
Purchaser: Kalpeshkumar Ratilal Gandhi
Purchaser: Rinal Kalpeshku Gandhi
Phone: kalpesh04@hotmail.com
Email: rinal04@hotmail.com

ELEV. C



ZANCOR
HOMES

	DESCRIPTION	DATE SELECTED
68	ENSUITE # 4 FLOOR TILE UP # 2	14-Oct-21
69	ENSUITE # 4 WALL TILE UP # 2	14-Oct-21
70	ENSUITE # 4 UP # 1 VANITY INCLUDES COMFORT HEIGHT	14-Oct-21
71	ENSUITE # 4 UP # 6 QUARTZ COUNTER TOP	14-Oct-21
72	ENSUITE # 4 RECTANGULAR UNDERMOUNT SINK	14-Oct-21
73	PLUMBING FOR SHARED BATH AND ENSUITE BATH (2) VICHY IN CHROME TUB FAUCET 62380/T2663EP , (3) VICHY SINGLE HOLE VANITY FAUCET #6710, (2) PAPER HOLDER YB2408, (2) 24" TOWEL BAR YB2424	14-Oct-21
74	PLUMBING VICHY IN CHROME MASTER ,SHOWER MODEL T 2662EP/62320 + 10" GENERIC RAIN SHOWER W 16" ARM # 151380/164745/S1003 IN LIEU OF STANDARD SHOWER HEAD + ALIGN HANDHELD WITH SLIDE BAR # 3887EP/A725; 3 PCE ROMAN TUB # 967/41; (2) SINGLE HOLE FAUCETS #6710; (1) PAPER HOLDER # YB2408 + (1) 24" TOWEL BAR # YB2424	14-Oct-21

CABINETS - KITCHEN - BUMP OUT SPICE PULLOUTS **REQUIRED DUE TO SIZE OF HOOD.....APRIL 12 2023

COUNTERTOP - KITCHEN - BUMP OUT AT STOVE AREA **REQUIRED DUE TO SIZE OF HOOD.....APRIL 12 2023

ZANCOR HOMES COLOUR CHART

PRINTED 2021-11-11 5:58 PM

Entrances			
Sub Foyer - FLOORING		TIMELESS DARK GREY POLISHED 12 X 24 UP # 4 INSTALL STACKED	
Bedroom - FLOORING		NA	
Side Hall - FLOORING		NA	
Basement Foyer - FLOORING		NA	
Kitchen			
Dishpan - FLOORING		TIMELESS DARK GREY POLISHED 12 X 24 UP # 4 INSTALL STACKED	
Breakfast - FLOORING		TIMELESS DARK GREY POLISHED 12 X 24 UP # 4 INSTALL STACKED	
Cabinet - CABINETS		REGAL PLUS ASCONA MOP MODENA GLAZE	
Island - 8 FRIDGE WALL CABINETS		REGAL ASCONA MOP FOG GREY	
Servetry - CABINETS		NA	
Cabinet - HANDLES/KNOBS		KITCHEN HALLBURNTON 128 MM MANT BLACK & (2) SPICE PULL OUTS DORR MB	
Cabinet - HANDLES/KNOBS		ISLAND 8 FRIDGE WALL ONLY HALLBURNTON 128 MM BM	
Island 8 Island - COUNTERTOP		BORGHINI GOLD UP # 5	
Cabinet - BACKSPASH		BORGHINI GOLD UP # 5 SLAB	
Cabinet - SINK		STANDARD	
Cabinet - FAUCET		STANDARD	
GREAT ROOM / DINING / LIVING / DEN / OFFICE / BASEMENT			
Family / Great Room - FLOORING		SOLID SAWN SCULPTED UPV GOTTIHAM UP # 4	
Side Hall - FLOORING		SOLID SAWN SCULPTED UPV GOTTIHAM UP # 4	
Dining / Living Room - FLOORING		SOLID SAWN SCULPTED UPV GOTTIHAM UP # 4	
Library / Den - FLOORING		SOLID SAWN SCULPTED UPV GOTTIHAM UP # 4	
Basement Rec Room - FLOORING		NA	
STAIRS			
Landing Details - PICKETS		METAL BLACK BRIDGEST WITH ALL PLAIN UP # 4	
Landing Details - POSTS		3 1/4" SQUARE ONE POST WITH BEVEL CORNERS	
Landing Details - HANDRAIL		2 1/4" GROOVED OAK HANDRAIL	
Stair Stair - MAIN STAIRS		STAIN TO MATCH HARDWOOD AS CLOSE AS POSSIBLE	
Stair Stair - BASEMENT STAIRS (if applicable)		NA	
Stair Stair - SERVICE STAIRS (if applicable)		NA	
POWDER ROOM			
Powder Room - FLOORING		TIMELESS DARK GREY POLISHED 12 X 24 UP # 4 BIRCK PATTERN	
Powder Room - CABINETS		NA	
Powder Room - COUNTERTOP		NA	
Powder Room - SINK		STANDARD	
Powder Room - FAUCET		STANDARD	
2ND FLOOR			
Upper Hall - FLOORING		SOLID SAWN SCULPTED UPV GOTTIHAM UP # 4	
Master Bedroom - FLOORING		SOLID SAWN SCULPTED UPV GOTTIHAM UP # 4	
Bedroom 2 - FLOORING		SOLID SAWN SCULPTED UPV GOTTIHAM UP # 4	
Bedroom 3 - FLOORING		SOLID SAWN SCULPTED UPV GOTTIHAM UP # 4	
Bedroom 4 - FLOORING		SOLID SAWN SCULPTED UPV GOTTIHAM UP # 4	
Bedroom 5 - FLOORING		NA	
Master Ensuite - FLOORING		B & W BREACH POLISH 12 X 24 INSTALL STACKED UP # 5	
Master Ensuite - SHOWER WALL		B & W BREACH POLISH 12 X 24 INSTALL VERTICAL STACKED UP # 5	
Master Ensuite - SHOWER FLOOR		ETERNIA SERIES MOSAIC HEXAGON POLISH NERO MARQUINA UP # 2	
Master Ensuite - SHOWER JAMB		BLANCA CARREIRA	
Master Ensuite - CABINETS		EURO HIGH GLOSS BLACK UP # 1 COMFORT HEIGHT	
Master Ensuite - HANDLES/KNOBS		H-600-C	
Master Ensuite - COUNTERTOP		CARREIRA WHITE UP # 2 QUARTZ	
Master Ensuite - SINK		RECTANGULAR 4220 CTV (2)	CABINETRY - FAUCET
FOR TRADE USE		Master Ensuite - FAUCET	UPGRADE
Any signature in the colour chart must be accompanied with a PPS. It is the responsibility of all trades to inform the builder of any discrepancies on sketches, PPS and/or colour charts PRIOR to installation.		SIGNATURES	
PAGE 1 OF 2		PURCHASER INITIALS	VENDOR APPROVAL

ZANCOR HOMES COLOUR CHART

PRINTED 2021-11-11, 5:58 PM

2ND FLOOR CONTINUED...

Bath - FLOORING		NA	
Bath - TUB / SHOWER WALL		NA	
Bath - SHOWER FLOOR		NA	
Bath - SHOWER JAMB		NA	
		NA	
Basement Bath - COUNTERTOP		NA	
Basement Bath - SINK(s)	NA	Bath Bath - FAUCET(s)	NA
Shared Bath - FLOORING	ETERNAL VOLCANO CAUCATTA GREY POLISHED 12 X 24 UP # 4 INSTALL STAIR-RED		
Shared Bath - TUB / SHOWER WALL	ETERNAL VOLCANO 12 X 24 UP # 4 INSTALL HORIZONTAL STACKED		
Shared Bath - SHOWER FLOOR		NA	
Shared Bath - SHOWER JAMB		NA	
Shared Bath - CABINETS	CAMBRIDGE W/ MILK STONE GREY UP # 2 COMFORT HEIGHT		
Shared Bath - HANDLES/KNOS	K-5000 CRISTAL		
Shared Bath - COUNTERTOP	GREY GALAXY QUARTZ UP # 1		
Shared Bath - SINK(s)	RECTANGULAR # 4220 CRY	Shared Bath - FAUCET(s)	UPGRADE
Essential Bath - FLOORING			
Essential Bath - TUB / SHOWER WALL	FLOW DARK GRAY POLISH 12 X 24 UP # 2 INSTALL STACKED		
Essential Bath - SHOWER FLOOR	FLOW DARK GRAY POLISH 12 X 24 UP # 2 INSTALL HORIZONTAL STACKED		
Essential Bath - SHOWER JAMB		NA	
Essential Bath - CABINETS		SHOWER HANDLE NEW GREY UP # 1 COMFORT HEIGHT	
Essential Bath - HANDLES/KNOS		H-900-BC	
Essential Bath - COUNTERTOP		SUPER WHITE QUARTZ UP # 6	
Essential Bath - SINK(s)	RECTANGULAR # 4220 CRY	Bath Bath - FAUCET(s)	UPGRADE
Laundry - FLOORING	METALWOOD CAMBRIA 12 X 24 UP # 4 STACKED	Laundry - HANDLES/KNOS	K-300-P
Laundry - CABINETS BASE AND UPERS	EURO WHITE HIGH GLOSS	Laundry - SINK	UPGRADE
Laundry - COUNTERTOP	CAUCATTA OCEANIA UP # 5 QUARTZ	Laundry - FAUCET	STANDARD
Laundry - BACKSPASH	NA		
	TRIM / PAINT		
Coating/Backboards		STANDARD	
Interior Doors	64 IN FT HIGH ONE INCHES SQUARE FLAM FLOOR ONLY BY DOUBLE FINCH II DOORS LIVING ROOM		
Interior Door Hardware	UPGRADE - WILSON HAIRPAX SQUARE ROSE SATIN NICKEL		
PAINT - Throughout		COOL WHITE	
Location / Insert / Mantis		FIREPLACE	
		DIMPLEX BLT7453 (74") LINEAR WITH LOG INSERT UPFLAME-LOT	
		ACCESSORIES	
Mirrors		STANDARD	BATH ACCESSORIES
		APPLIANCE REQUIREMENTS	UPGRADE
GAS LINE TO BBQ	UPGRADE	ELECTRICAL For Bath-In Oven	DECLINED
GAS LINE & ELECTRICAL TO STOVE	UPGRADE	ELECTRICAL For Bath-In Micro	UPGRADE
GAS LINE & ELECTRICAL TO DRYER	DECLINED	ELECTRICAL For Cooking	DECLINED
HOOD FAN VENT SIZE	10" EXHAUST	ELECTRICAL For Bath Frig(s)	DECLINED
MATERIALS to Fridge	UPGRADE		
	EXPIRATION		INITIALS
Any changes to this colour chart after signing are subject to a \$5000 substitution fee plus costs			
Purchaser has acknowledged accuracy of colour and selection before signing.			
Colors of all materials are as close as possible to better selection, but not necessarily identical due to the fact that there is manufacturing inconsistency. The following disclaimer program may have been provided or handled. In this event, the Vendor's selection must be accepted by the purchaser			
SITE / LOT: 215W			
INNSFIL			
Kapoostkamus Ruelial Ghanti			
PURCHASER(S):			
PURCHASER(S):			
CONTACT: 416 276-5257			
647-907-5258			
SIGNATURES / DATE			
PURCHASER SIGNATURE			
PURCHASER SIGNATURE			
DECOR CONSULTANT			
KATHERINE			
Vendor APPROVAL			

Any upgrades to the colour chart must be accompanied with a colour form. It is the responsibility of all trades to inform the builder of any discrepancies on-site, PCS and/or colour charts

ZANCOR HOMES

PAGE 2 OF 2

PURCHASER SIGNATURE

DECOR CONSULTANT

Vendor APPROVAL

Gendic il

R.K. Gendic

KATHERINE

ZANCOR HOMES COLOUR CHART

PRINTED 2021-11-11, 5:38 PM

ENTRANCES				
Main Foyer - FLOORING	TIMELESS DARK GREY POLISHED 12 X 24 UP # 4 INSTALL STACKED			
Mudroom - FLOORING	NA			
Side Hall - FLOORING	NA			
Basement Foyer - FLOORING	NA			
KITCHEN				
Kitchen - FLOORING	TIMELESS DARK GREY POLISHED 12 X 24 UP # 4 INSTALL STACKED			
Breakfast - FLOORING	TIMELESS DARK GREY POLISHED 12 X 24 UP # 4 INSTALL STACKED			
Kitchen - CABINETS	REGAL PLUS ASCONA MDF MOCHA GLAZE			
Island - & FRIDGE WALL CABINETS	REGAL ASCONA MDF FOG GREY			
Servery - CABINETS	NA			
Kitchen - HANDLES/KNOBS	KITCHEN HALIBURTON 128 MM MATT BLACK & (2) SPICE PULL OUTS KNOB MB			
Kitchen - HANDLES/KNOBS	ISLAND & FRIDGE WALL ONLY HALIBURTON 128 MM BN			
Kitchen & Island - COUNTERTOP	BORGHINI GOLD UP # 5			
Kitchen - BACKSPLASH	BORGHINI GOLD UP # 5 SLAB			
Kitchen - SINK	STANDARD			
Kitchen - FAUCET	STANDARD			
GREAT ROOM / DINING / LIVING / DEN / OFFICE / BASEMENT				
Family / Great Room - FLOORING	SOLID SAWN SCULPTED UFV GOTHAM UP # 4			
Main Hall - FLOORING	SOLID SAWN SCULPTED UFV GOTHAM UP # 4			
Dining / Living Room - FLOORING	SOLID SAWN SCULPTED UFV GOTHAM UP # 4			
Library / Den - FLOORING	SOLID SAWN SCULPTED UFV GOTHAM UP # 4			
Basement Rec Room - FLOORING	NA			
STAIRS				
Railing Details - PICKETS	METAL BLACK BIRDSNEST WITH ALT PLAIN UP # 4			
Railing Details - POSTS	3 1/4" SQUARE OAK POST WITH BEVEL CORNERS			
Railing Details - HANDRAIL	2 3/4" GROOVED OAK HANDRAIL			
Stair Stain - MAIN STAIRS	STAIN TO MATCH HARDWOOD AS CLOSE AS POSSIBLE			
Stair Stain - BASEMENT STAIRS (if applicable)	NA			
Stair Stain - SERVICE STAIRS (if applicable)	NA			
POWDER ROOM				
Powder Room - FLOORING	TIMELESS DARK GREY POLISHED 12 X 24 UP # 4 BRICK PATTERN			
Powder Room - CABINETS	NA			
Powder Room - COUNTERTOP	NA			
Powder Room - SINK	STANDARD			
Powder Room - FAUCET	STANDARD			
2ND FLOOR				
Upper Hall - FLOORING	SOLID SAWN SCULPTED UFV GOTHAM UP # 4			
Master Bedroom - FLOORING	SOLID SAWN SCULPTED UFV GOTHAM UP # 4			
Bedroom 2 - FLOORING	SOLID SAWN SCULPTED UFV GOTHAM UP # 4			
Bedroom 3 - FLOORING	SOLID SAWN SCULPTED UFV GOTHAM UP # 4			
Bedroom 4 - FLOORING	SOLID SAWN SCULPTED UFV GOTHAM UP # 4			
Bedroom 5 - FLOORING	NA			
Master Ensuite - FLOORING	B & W BREACH POLISH 12 X 24 INSTALL STACKED UP # 5			
Master Ensuite - SHOWER WALL	B & W BREACH POLISH 12 X 24 INSTALL VERTICAL STACKED UP # 5			
Master Ensuite - SHOWER FLOOR	ETERNA SERIES MOSAIC HEXAGOB POLISH NERO MARQUINA UP # 2			
Master Ensuite - SHOWER JAMB	BIANCA CARRERA			
Master Ensuite - CABINETS	EURO HIGH GLOSS BLACK UP # 1 COMFORT HEIGHT			
Master Ensuite - HANDLES/KNOBS	H-600-C			
Master Ensuite - COUNTERTOP	CARRERA WHITE UP # 2 QUARTZ			
Master Ensuite - SINK(S)	RECTANGULAR 4220 CIV (2)	Master Ensuite - FAUCET(S)	UPGRADE	
FOR TRADE USE				
Any upgrades in the colour chart must be accompanied with a PES. It is the responsibility of all Trades to inform the builder of any discrepancies on sketches, PES and/or colour charts <u>PRIOR</u> to installation.		INNISFIL 215W	X	
PAGE 1 OF 2		PURCHASER INITIALS	VENDOR APPROVAL	

— ORIGINAL —

ZANCOR HOMES COLOUR CHART

PRINTED 2021-11-11, 5:38 PM

2ND FLOOR CONTINUED...

Bath - FLOORING		NA	
Bath - TUB / SHOWER WALL		NA	
Bath - SHOWER FLOOR		NA	
Bath - SHOWER JAMB		NA	
		NA	
Basement Bath - COUNTERTOP		NA	
Basement Bath - SINK(s)	NA	Main Bath - FAUCET(s)	NA
Shared Bath- FLOORING	ETERNA VOLKAS CALACATTA GREY POLISHED 12 X 24 UP # 4 INSTALL STACKED		
Shared Bath- TUB / SHOWER WALL	ETERNA VOLKAS 12 X 24 UP # 4 INSTALL HORIZONTAL STACKED		
Shared Bath- SHOWER FLOOR		NA	
Shared Bath- SHOWER JAMB		NA	
Shared Bath- CABINETS	CAMBRIDGE W/ F MDF STONE GREY UP # 2 COMFORT HEIGHT		
Shared Bath- HANDLES/KNOBS	K-500 CRYSTAL		
Shared Bath- COUNTERTOP	GREY GALAXY QUARTZ UP # 1		
Shared Bath- SINK(s)	RECTANGULAR # 4220 CIV	Shared Bath - FAUCET(s)	UPGRADE
Ensuite Bath - FLOORING	FLOW DARK GREY POLISH 12 X 24 UP # 2 INSTALL STACKED		
Ensuite Bath - TUB / SHOWER WALL	FLOW DARK GREY POLISH 12 X 24 UP # 2 INSTALL HORIZONTAL STACKED		
Ensuite Bath - SHOWER FLOOR		NA	
Ensuite Bath - SHOWER JAMB		NA	
Ensuite Bath - CABINETS	SHAKER MAPLE NEW GREY UP # 1 COMFORT HEIGHT		
Ensuite Bath - HANDLES/KNOBS	H-800-BC		
Ensuite Bath - COUNTERTOP	SUPER WHITE QUARTZ UP # 6		
Ensuite Bath - SINK(s)	RECTANGULAR # 4220 CIV	Ensuite Bath - FAUCET(s)	UPGRADE
	LAUNDRY		
Laundry - FLOORING	METALWOOD CARBON 12 X 24 UP # 4 STACKED	Laundry - HANDLES/KNOBS	K-300-P
Laundry - CABINETS BASE AND UPPERS	EURO WHITE HIGH GLOSS	Laundry - SINK	UPGRADE
Laundry - COUNTERTOP	CALACATTA OCEANA UP # 5 QUARTZ	Laundry - FAUCET	STANDARD
Laundry - BACKSPLASH	NA		
	TRIM / PAINT		
Casing/Baseboards		STANDARD	
Interior Doors	(5) 8 FT HIGH ONE PANEL SHAKER MAIN FLOOR ONLY/ 8FT DOUBLE FRENCH DOORS LIVING ROOM		
Interior Door Hardware	UPGRADE -- WEISER HALIFAX SQUIRE ROSE SATIN NICKEL		
PAINT - Throughout		COOL WHITE	
	FIREPLACE		
Location / Insert / Mantle	DIMPLEX BLF7451 (74") LINEAR WITH LOG INSERT LF74DWS-KIT		
	ACCESSORIES		
Mirrors	STANDARD	BATH ACCESSORIES	UPGRADE
	APPLIANCE REQUIREMENTS		
GAS LINE TO BBQ	UPGRADE	ELECTRICAL for Built-in Oven	DECLINED
GAS LINE & ELECTRICAL TO STOVE	UPGRADE	ELECTRICAL for Built-in Micro	UPGRADE
GAS LINE & ELECTRICAL TO DRYER	DECLINED	ELECTRICAL for Cooktop	DECLINED
HOOD FAN VENT SIZE	10" EXHAUST	ELECTRICAL for Bar Fridge	DECLINED
WATERLINE to Fridge	UPGRADE		
	DISCLAIMER		INITIALS
Any changes to the colour chart after signing are subject to a \$5000 administration fee plus costs			
Purchaser has checked and acknowledged accuracy of colour and selections before signing.			
Colours of all materials are as close as possible to Builders selection but not necessarily identical due to dye lot variances in manufacturing/manufacturers. Due to construction progress some items may have been pre-selected or installed. In this event the Vendor's selection must be accepted by the purchaser			
SITE / LOT: 215W	INNISFIL		
PURCHASER(S):	Kalpeshkumar Ratilal Ghandi		
PURCHASER(S):	Rinal Kalpeshku		
CONTACT:	416 276-5257	647-907-5258	

SIGNATURES / DATE

SIGN HERE

Any upgrades in the colour chart must be accompanied with a Extras Form. It is the responsibility of all Trades to inform the builder of any discrepancies on sketches, PES and/or colour charts PRIOR to installation.



PURCHASER SIGNATURE
PURCHASER SIGNATURE
DÉCOR CONSULTANT

KATHERINE

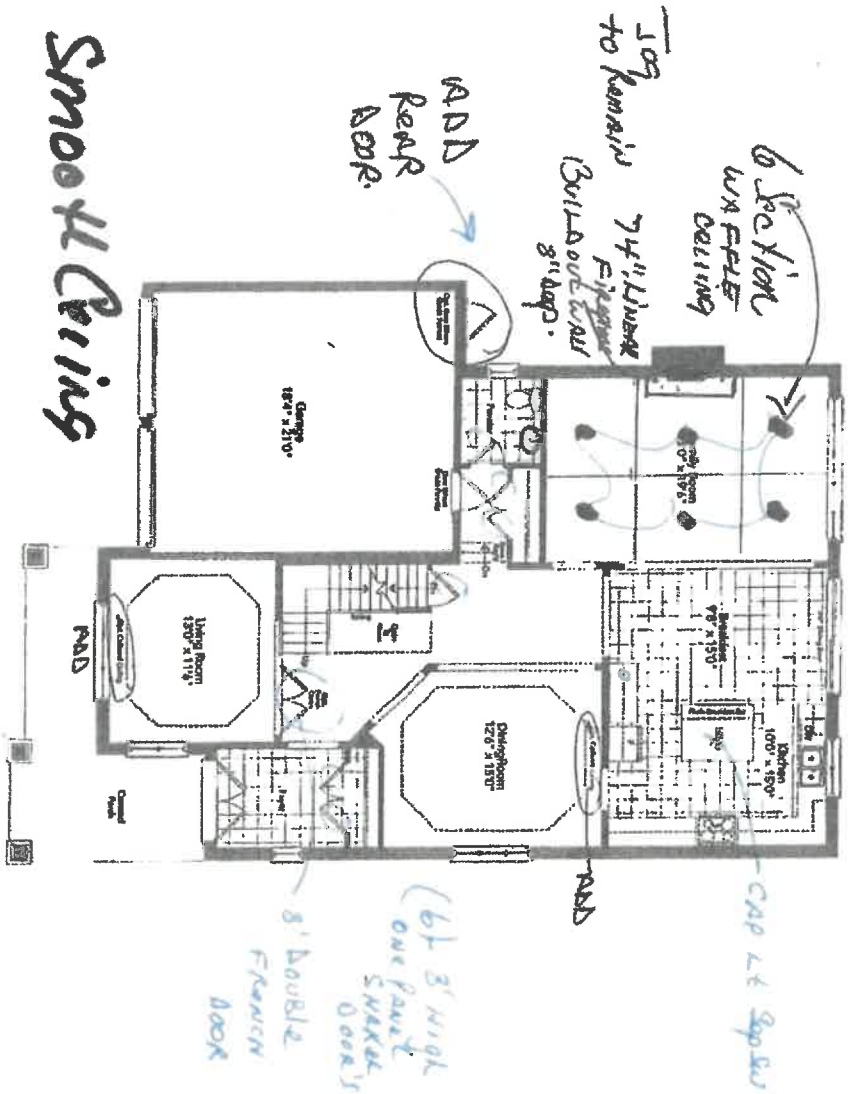
PAGE 2 OF 2

Vendor APPROVAL

Nov 11/21.

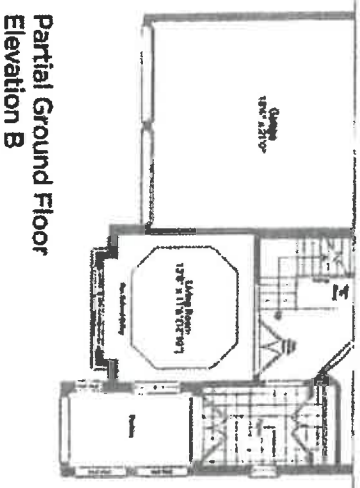
Elevation A 3048 sq.ft.
Elevation B 3050 sq.ft.

to raise
ceiling



Smooth Ceiling

Ground Floor
Elevation A



10' 7" Ceiling Height.

CANAL 50-03

Doc 2/21

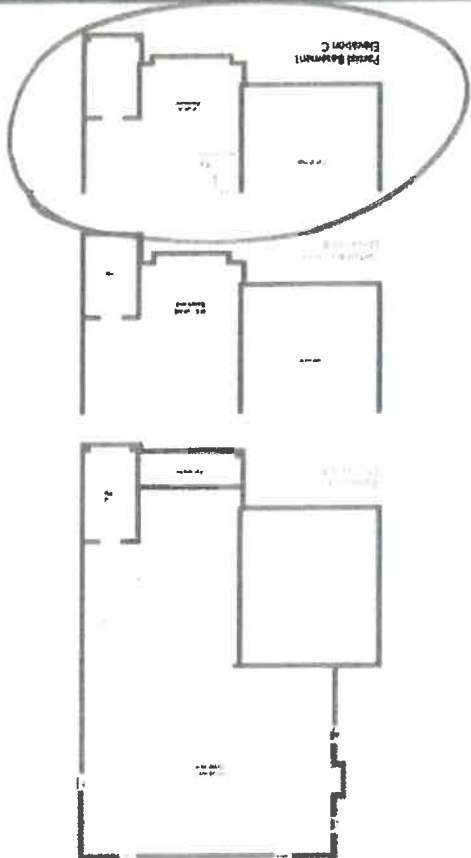
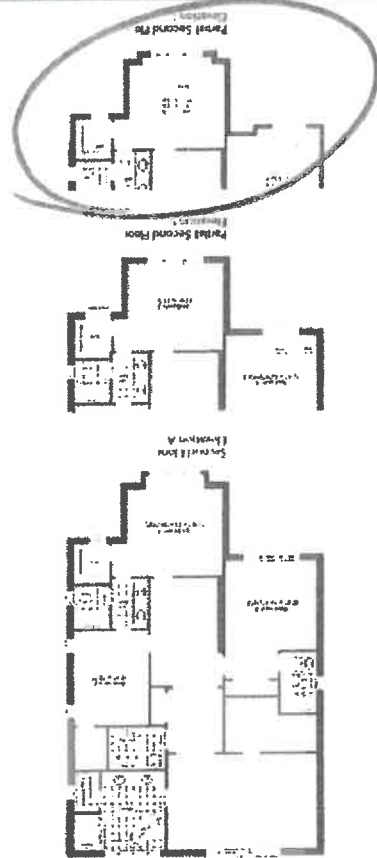
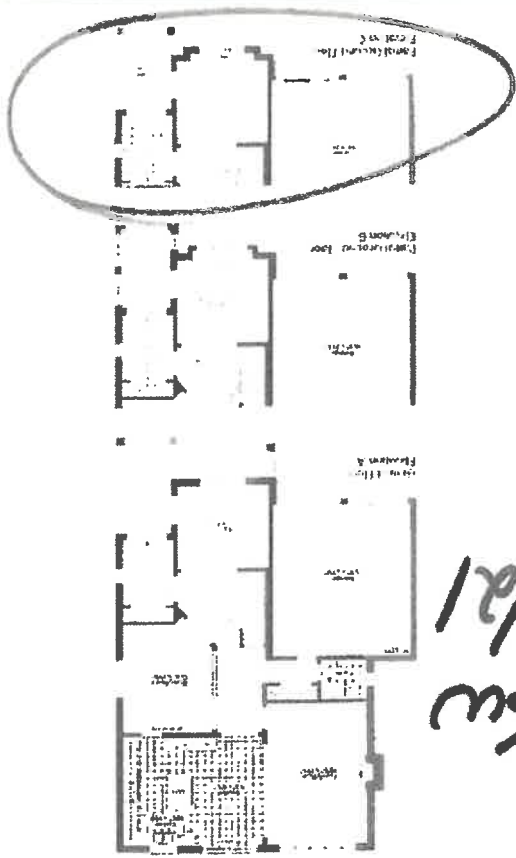


CANAL 50-03

The Canal Floor C

Elevation A 3048 sq ft
 Elevation B 3050 sq ft
 Elevation C 3055 sq ft

Lot 215W
 Nov 11/21



Plans and specifications are subject to change without notice. E.A.O. The portions may vary. Windows size and location may vary by layout. All dimensions are in feet and inches. Actual usable floor space may vary from the stated floor area. All stated dimensions are approximate. Materials, methods, supplies and specifications may vary by location. All dimensions are in feet and inches.



DATE SUBMITTED

CLIENT NAME: ZANCOR HOMES

SHIP TO: BELLE AIR SHORES

LOT 215W (50-03)

PH:

CELL:

DRAFTED BY: KATLYN

COMMENT

JOB NUMBER

INSTALL DATE:

PAGE

1 of 2

PROJ

Lot 215W

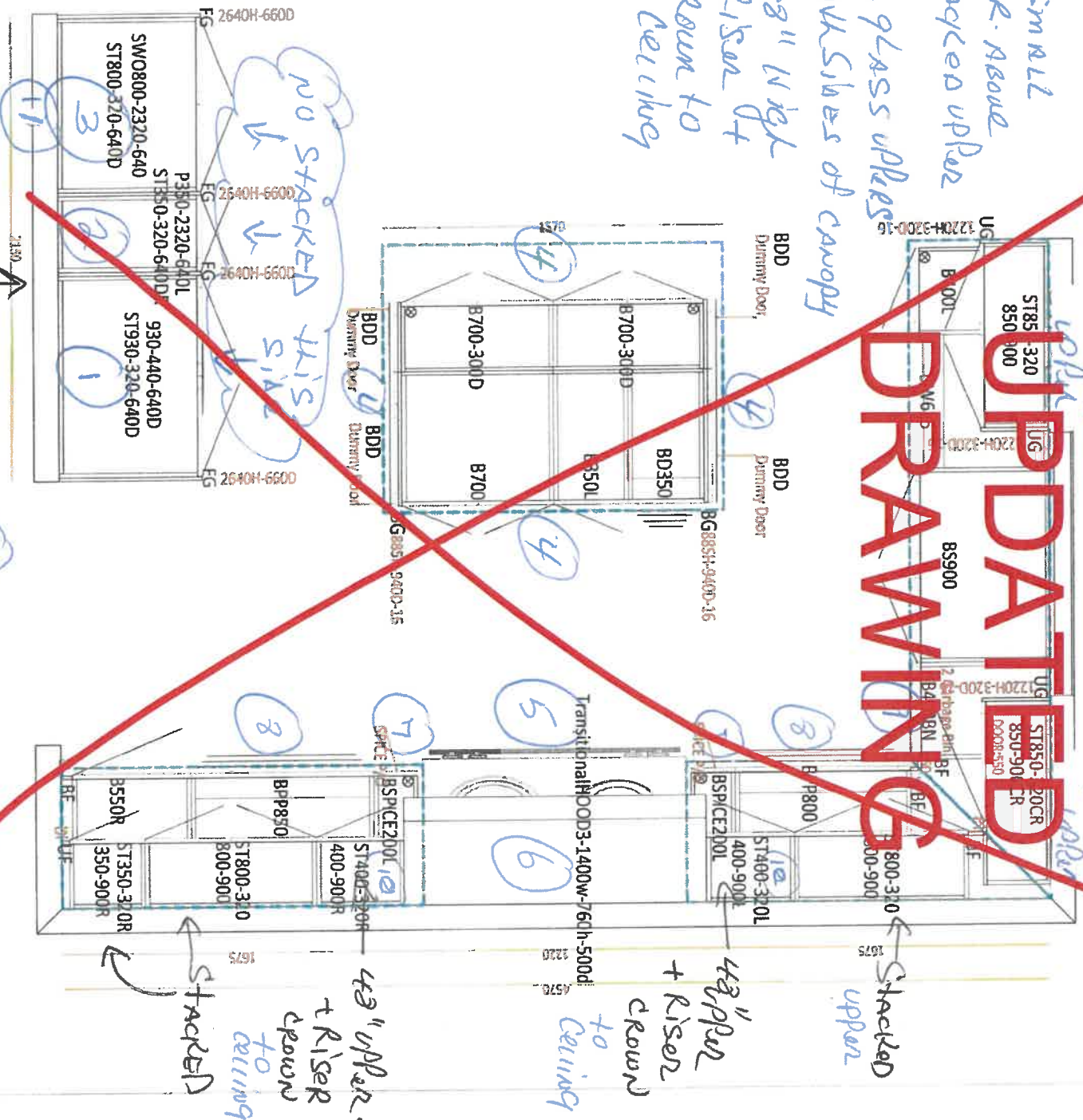
SEE 1

*HEIGHT OF HOOD WILL VARY
BASED ON APPLIANCE SPECS*

- Small
RISER. ABOVE
Stacked upper

- 2 glass upper
Both sides of canopy

48" High
Riser &
Crown to
ceiling



- 1 Frige enclosure
- 2 Pantry
- 3 oven tower
- 4 Furniture kick
- 5 48" Stone. Slab
- 6 Canopy / Dark mirror Approx 140cm wide
- 7 2 spine Pullouts

- 8 Pot + Pan Drawers x 2
- 9 Recycle Bin
- 10 2 Clear Glass / Glass
(48") Shelves matching Int
- 11 2 Hour Glass matching Int



New Image Kitchens Inc.

CLIENT NAME: ZANCOR HOMES

SHIP TO: BELLE AIR SHORES

LOT 215W (50-03)

PH:

CELL:

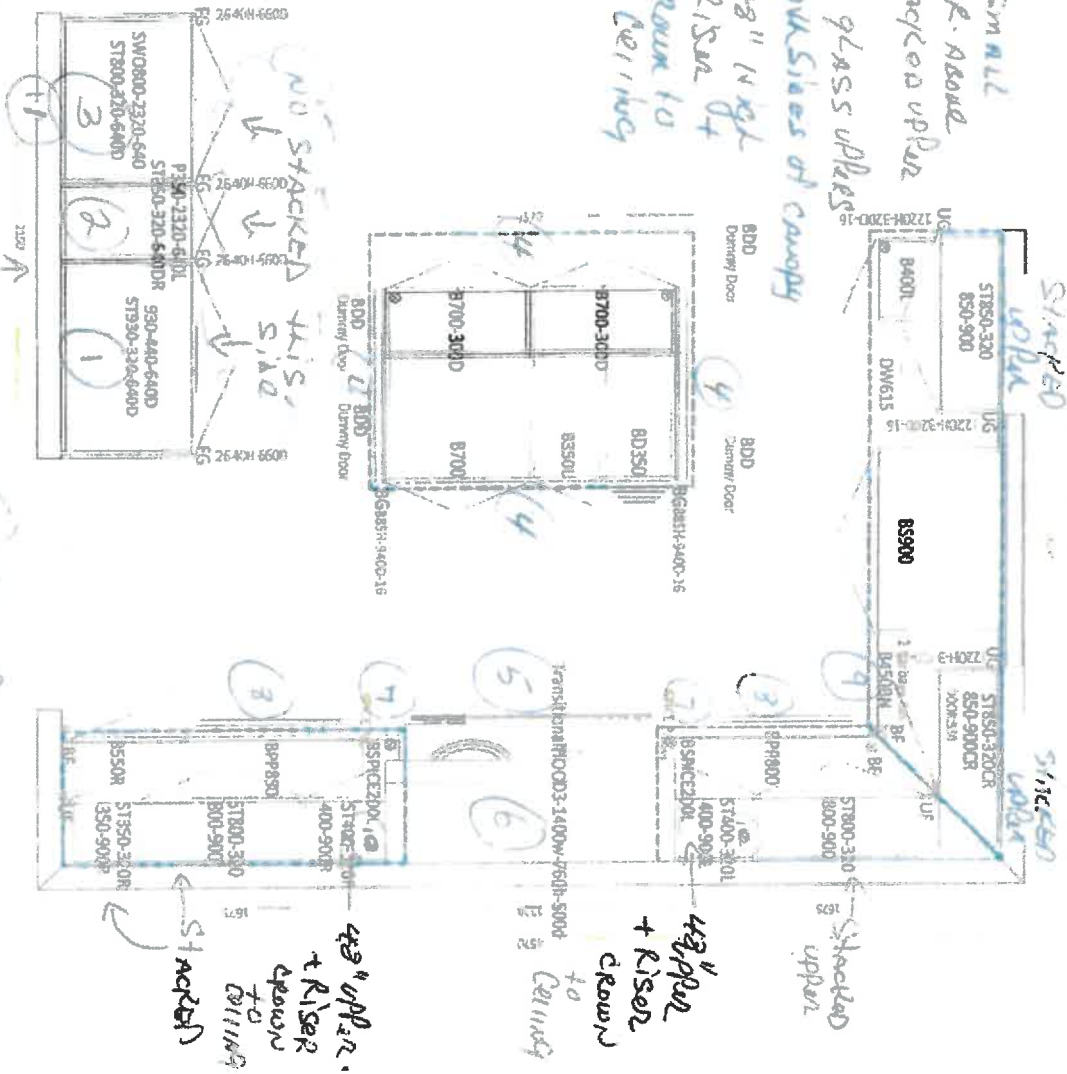
DRAFTED BY: KATYIA

COMMENT

1 of 2

Lot 215W
nouvelle /

*HEIGHT OF HOOD WILL VARY
BASED ON APPLIANCE SPECS*



- (1) Frige enclosure
 - (2) Pantry
 - (3) Oven tower
 - (4) Furniture Kink
 - (5) 48" Stone Slab
 - (6) Canopy / Dark mirror
 - (7) 2 Sfring Pullouts
 - (8) Pot + Pan drawers x 2
 - (9) Recycle Bin
 - (10) 2 Clear Glass / Glass
 - (11) 2 Nour Glass matching Int
- APPROX 140cm wide

CLIENT NAME: ZANCOR HOMES
SHIP TO: BELLE AIR SHORES
LOT 215W (50-03)

DRAFTED BY: KATLYN
COMMENT

PH:
CELL:

P/O #

P/O NUMBER


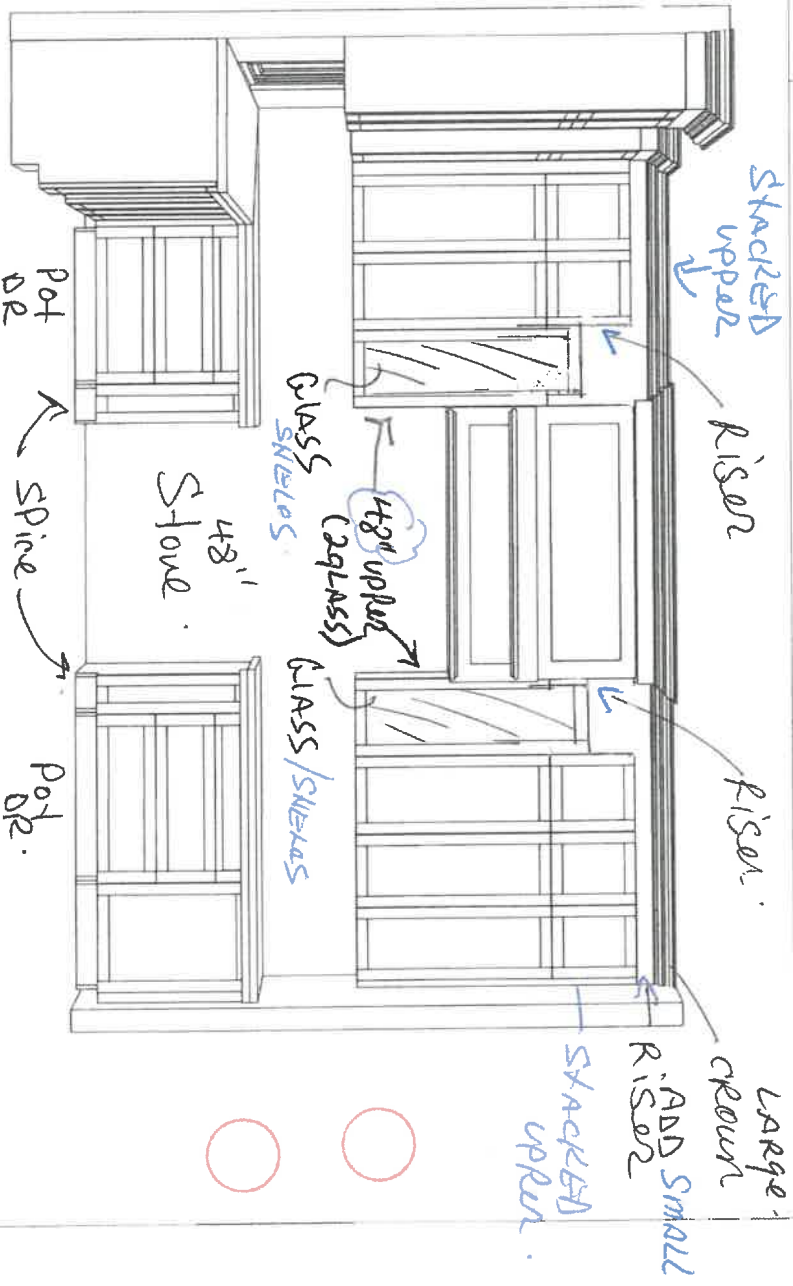
INSTALL DATE:

PAGE

2 of 2

copy

lot
215w
new
11/21



* Furniture kick on island



new storage locations inc.

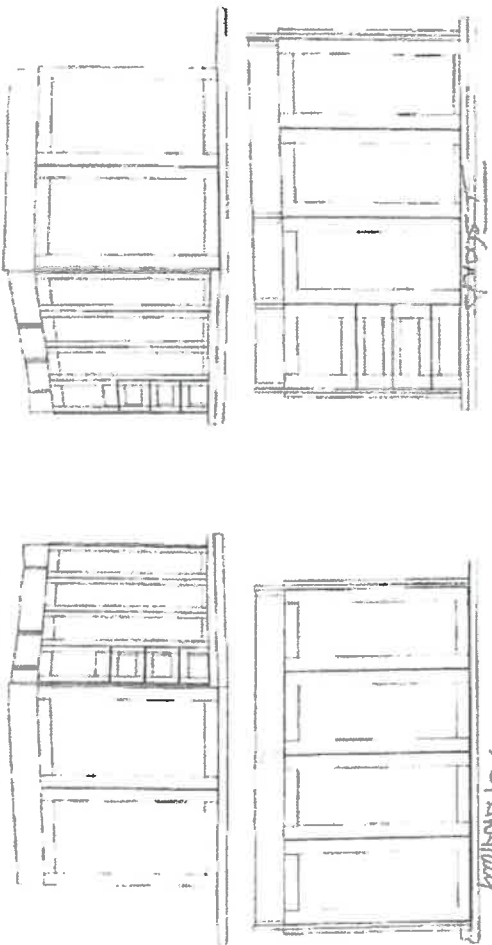

CLIENT NAME: ZANCOR HOMES
SHIP TO: BELE AIR SHORES
LOT 21SW (50-03)

CREATED BY: KATHY
COMMENT

PH:
CELL:

2 of 2

lot
21SW
new
11/21




* Furniture Pick on Island

Stone Countertop Edge Profiles

****Where applicable as per site specifications****

STANDARD EDGE FOR KITCHEN & VANITIES

Standard Countertop Edge in Kitchen




Standard Countertop Edge in Vanity



Homeowner(s) Initial

OPTION (1) EDGE FOR KITCHEN & VANITIES \$250

Optional Edge in Kitchen



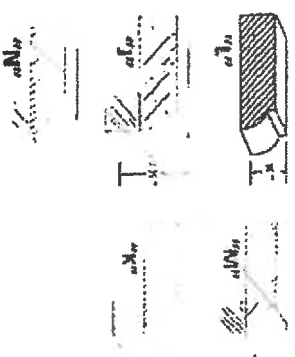
Optional Edge in Bathroom



Homeowner(s) Initial

OPTION (2) EDGE FOR KITCHEN & VANITIES CUSTOM PRICING

Optional Edge for Kitchen



Optional Edge in Vanity



Homeowner(s) Initial

DATE

SITE

LOT

GALLERY
BY ZANCOR

ZANCOR

APPLIANCE ACKNOWLEDGEMENT

CONTACT: Wayne - Coast Appliance (905) 303-6909 / wwanamaker@coastappliance.com

- It is the Purchaser's responsibility to coordinate delivery, installation and hook up of appliances and to ensure they are installed as per Manufacturers specifications after closing.

STANDARD APPLIANCE OPENINGS provided by Zancor:

*Standard appliance openings are approximate and the minimum required. Sizes may vary due to onsite condition and/or when modifications have been made to the cabinetry.

► Fridge Opening	36" x 74"	See Frige Spec	
► Stove Opening	30"		
► Hood Fan Opening	30"		
► Hood Fan & Vent	6" with Under Cabinet Hood	Accepts Standard Openings **Initial	
► Dishwasher Opening	24"		

OPTIONAL UPGRADED APPLIANCES to be provided by Homeowner:

- *Specs/Information sheets are required and it is the responsibility of the homeowner to provide this to Zancor.
► Homes by the due date that has been provided. If appliance specs are not submitted, Zancor Homes will not be responsible for any necessary requirements and the standard opening will be built.

- **Upgraded Appliance Specs are 2 WEEKS FROM SIGNED DATE OF COLOUR CHART** (if not received during appointment)

- ***Specs that require changes/modifications after this date will not be accepted***

- NOTE: Any upgraded appliances are to be paid by the Purchaser, directly to the appliances company.

- Additional charges to the Purchaser may apply for cabinetry, electrical and plumbing in order to accommodate the specs given by the homeowner.

FRIDGE UPGRADE

- ☐ Built-in
☐ Panelled **Panel to match required
☐ Integrated / Flush Inset
☐ Waterline to Fridge
See Frige Spec

RANGE UPGRADE

*Larger hood fan CFM might be required, which need a larger vent

- ☐ Gas Line to Stove
☐ 36" **Hood fan opening must be the same size or larger (8" vent might be required)
☐ 48" **Hood Fan opening must be the same size or larger (8" or 10" vent required)
☐ Gas Range **gas line and electrical required & sold separately
☐ Induction **electrical required & sold separately
☐ Cooktop (Apron Front) **Countertop Cut-out required & sold separately
☐ Cooktop (Drop-In) **Countertop Cut-out required & sold separately

HOOD FAN & VENT UPGRADE

- ☐ 8 inch **Required for 600 CFM
☒ 10 inch
☐ Chimney Hood Fan **Vent must be centred
☐ Insert / Liner

WALL OVEN/MICRO UPGRADE

- ☒ Single Wall Oven **electrical required & sold separately
☐ Double Wall Oven **electrical required & sold separately
☐ Steam Oven **electrical required & sold separately
☐ Warming Drawer **electrical required & sold separately
☐ Over The Range Microwave (OTR)
☐ Built-in Microwave **Trim Kit required **electrical required & sold separately

DATE *April 1st* SITE **INNISFIL** LOT *2154*

** Any upgrades checked in this appliance form must be accompanied with specs provided by the Purchaser.

**It is the responsibility of the trade to inform the Builder of any discrepancies with specs, sketches, extras and/or colour chart PRIOR to production/installation.

ZANCOR

221 North Rivermade Road, Concord, Ontario L4K 3N7 • T: (905) 738-7010 F: (905) 738-5948

GALLERY
BY ZANCOR

ZANCOR

HOME AUTOMATION
(Cable, CAT5/6, Telephone)

INCLUDED as per Schedule A:

- Rough-in for Central Vacuum system piped to garage
- Rough-in for telephone (2) location
- Rough-in for cable T.V. (2) location
- Rough-in for network (3) wiring (CAT5)

Trade: Smart-Tech Home Automation
Rep: Andrea Chow
Phone: (905) 761-6469
Email: andrea@smart-tech.ca
Location: 200 Millway Avenue, Unit 8
Concord, Ont L4K 5K8

ACKNOWLEDGMENT:

I/we the Homeowner(s) have chosen to contact the Home Automation Company to select the locations of the rough-ins for Cable, CAT5, Telephone as included in our Agreement of Purchase Sale.

I/we the Homeowner(s) will contact the trade within 4 weeks of the date of this release to select locations of the standard rough-ins review other optional products for purchase.

Should the homeowner not make these selections within the sufficient time provided, the rough-ins as mentioned above will be installed in locations at the Vendor's discretion.


Homeowner(s) Initial


DATE


SITE


LOT

ININISFIL

221 North Rivermeade Road, Concord, Ontario L4K 3N7 • T: (905) 738-7010 F: (905) 738-5846

Lot.
215a
no 11/12

Stainless Steel Laundry Sinks
QUATRUS R15, ESSENTIAL & HORIZON




100-443887-1
 100-443887-2
 100-443887-3
 100-443887-4
 100-443887-5
 100-443887-6
 100-443887-7
 100-443887-8
 100-443887-9
 100-443887-10
 100-443887-11
 100-443887-12
 100-443887-13
 100-443887-14
 100-443887-15
 100-443887-16
 100-443887-17
 100-443887-18
 100-443887-19
 100-443887-20
 100-443887-21
 100-443887-22
 100-443887-23
 100-443887-24
 100-443887-25
 100-443887-26
 100-443887-27
 100-443887-28
 100-443887-29
 100-443887-30
 100-443887-31
 100-443887-32
 100-443887-33
 100-443887-34
 100-443887-35
 100-443887-36
 100-443887-37
 100-443887-38
 100-443887-39
 100-443887-40
 100-443887-41
 100-443887-42
 100-443887-43
 100-443887-44
 100-443887-45
 100-443887-46
 100-443887-47
 100-443887-48
 100-443887-49
 100-443887-50
 100-443887-51
 100-443887-52
 100-443887-53
 100-443887-54
 100-443887-55
 100-443887-56
 100-443887-57
 100-443887-58
 100-443887-59
 100-443887-60
 100-443887-61
 100-443887-62
 100-443887-63
 100-443887-64
 100-443887-65
 100-443887-66
 100-443887-67
 100-443887-68
 100-443887-69
 100-443887-70
 100-443887-71
 100-443887-72
 100-443887-73
 100-443887-74
 100-443887-75
 100-443887-76
 100-443887-77
 100-443887-78
 100-443887-79
 100-443887-80
 100-443887-81
 100-443887-82
 100-443887-83
 100-443887-84
 100-443887-85
 100-443887-86
 100-443887-87
 100-443887-88
 100-443887-89
 100-443887-90
 100-443887-91
 100-443887-92
 100-443887-93
 100-443887-94
 100-443887-95
 100-443887-96
 100-443887-97
 100-443887-98
 100-443887-99
 100-443887-100

Undermount
Leaky
Sink



✓ Q



60121500_13

Gas Range 48", 6 Burners with Griddle, LPG

SERIES 7 ⓘ PROFESSIONAL

A striking addition to your kitchen, with six powerful gas burners and two gas ovens giving you a combined capacity of 7.7 cu ft.

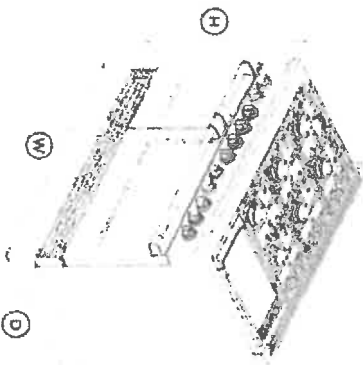
✓ R2

Colarisia

Depth

29 3/4"

Nov 11/24



ACCESSORIES		OVEN FEATURES	
Square handle option	AH-948	Full extension telescopic sliding shelves	•
CAPACITY		OVEN PERFORMANCE	
Capacity total (AHAM)	5.3cu ft	Bake	•
Capacity usable (AHAM)	3.9cu ft	Bake	28000 BTU
Shelf positions	5	Main oven - Bake power	22,000 BTU
CLEANING		Secondary oven - Bake power	18,500 BTU
Diswasher proof rivets	•	POWER REQUIREMENTS	
CONTROLS		Amperage	15A
Electric circuit	3 wire	Rated current	15A
Metal illuminated dial	•	Supply frequency	60Hz
GAS REQUIREMENTS		PRODUCT DIMENSIONS	
Fitting and pipe	1/2 NPT, min. 1/2" Ø flex line	Depth	29 3/4"
Supply Pressure (LPG)	11" to 14" W.C.	width	47 3/4"
Supply Pressure (natural gas)	6" to 9" W.C.	RANGETOP FEATURES	
INSTALLATION DIMENSIONS		Sealed Dual Flow Burners*	6
Height (excluding vent trim)	35 3/4" - 36 3/4"	Sealed range top	•
		Vent trim included	•

OVERVIEW

FEATURES & BENEFITS

INSTALLATIONS

RESOURCES

✓

Lola Isaac
00011/21

RANGETOP PERFORMANCE	
Max burner power	19,000 BTU
Power back centre	13,000 BTU
Power back left	13,000 BTU
Power back right	13,000 BTU
Power front centre	15,000 BTU
Power front left	19,000 BTU
Power front right	15,000 BTU
Power griddle	15,000 BTU
Total cooktop power	103,000 BTU

SECONDARY OVEN FEATURES	
3/4 Extension racks	2
Electronic oven control	•
Internal light	•

SECONDARY OVEN FUNCTIONS	
Bake	•
Number of secondary oven functions	7
Proof	•

RECOMMENDED BACK GUARDS VENTILATION	
Combustible situation	BGRV2-3048H
Minimum CFM	1200
Non combustible situation	BGRV2-3048 / BGRV2-1248
Recommended hood	HCB48-12_N (48" Professional Range Hood, Dual Blower)

RESOURCES

DESIGN PLANNING

- 1 Data Sheet Gas Range
- 1 Blending Guide Gas Range

CAD DOWNLOADS

2D CAD Files

Show individual item downloads

INSTALLATION MANUALS

- 1 Installation Guide
- 1 Guide D'installation

SELECT

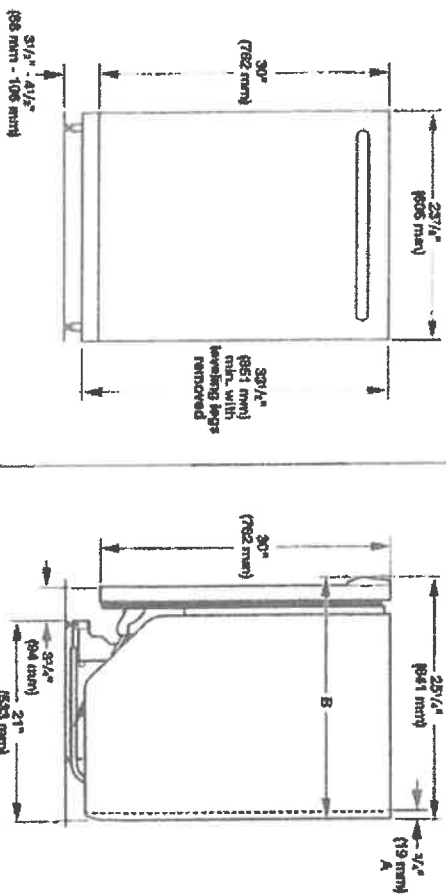
GENERAL

- 1 User Guide
- 1 Guide D'utilisation



6012154
 Nov 11/21

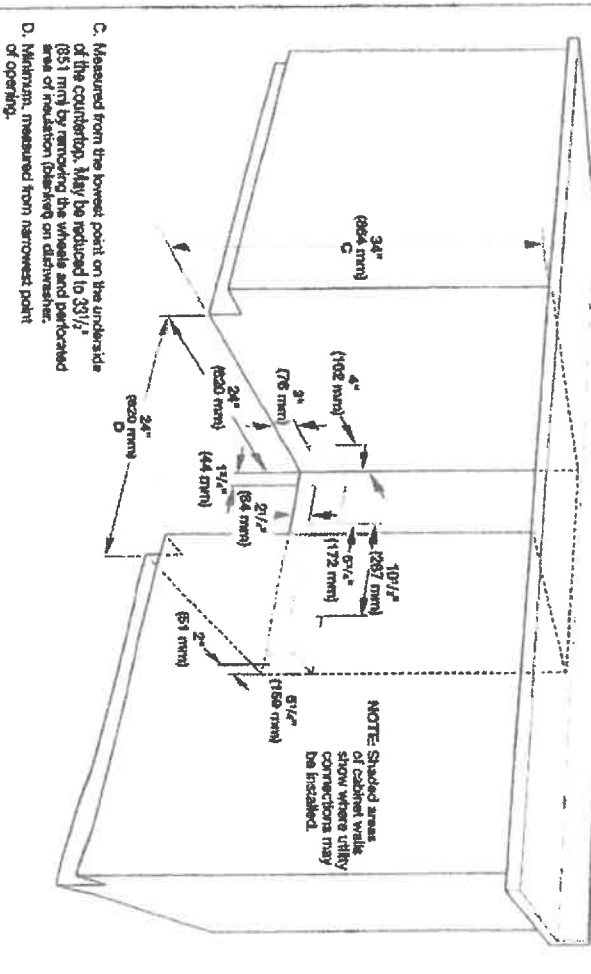
PRODUCT AND CABINET OPENING DIMENSIONS



For 4" (100 mm) toe block, height of cabinet opening is 34 1/2" (885 mm).

A. Insulation may be compressed foot used on all models.
 B. Door handles may protrude forward of the face of the dishwasher, varies by model.

Check that all surfaces have no protrusions that would prohibit dishwasher installation.



Because Whirlpool Corporation policy includes a continuous commitment to improve our products, we reserve the right to change materials and specifications without notice.


Dimensions are for planning purposes only. For complete details, see installation instructions packed with product. Specifications subject to change without notice.

Lot 21500
Nov 11/16

FRIGIDAIRE
PROFESSIONAL

FPMO3077TF

Frigidaire Professional
30" Built-In Convection
Microwave Oven with
Drop-Down Door



AVAILABLE
COLORS


SIGNATURE FEATURES




PowerSense™ Broil & Grill
Get fresh or frozen pizza at the touch of a button.



PowerSense™ Auto Defrost
Take the guesswork out of defrosting meat, poultry, or fish with PowerSense Auto Defrost.



Adjustable Timer
Now you can adjust the cooking time of your dish while its cooking. The adjustable timer allows you to add 30 seconds on the timer.



Drop Down Door
Falls down to reveal what you are cooking with Drop Down Door configuration.

MORE EASY-TO-USE
FEATURES

Keep Warm
Conveniently keep your dishes warm for up to 90 minutes until everything and everyone is ready.

Power Bright™ LED Lighting
See the counter like the inside of a car. LED interior microwave light stays on while your dish cooks.

PowerPlus™ 3-in-1 Connection Oven or Microwave
Get the great tasting results of a conventional convection oven combined with the speed of microwave technology with the PowerPlus™ 3-in-1 Connection Microwave Oven.

PowerSense™ Cooking Technology
Reheats you can heat. PowerSense™ Cooking Technology automatically senses ideal time and power levels for reheating.

Smudge-Proof™ Stainless Steel
Resists fingerprints and cleans easily.

frigidaire.com/frigidaire.ca

[Handwritten signature]

Lola Siva

New 11/16

FRIGIDAIRE
PROFESSIONAL

FPMO3077TF
Frigidaire Professional 30"
Built-In Convection Microwave
Oven with Drop-Down Door

General Specifications	
Product Weight	65.5 lbs
Prod GS Label	Yes
Warranty - Labor	1 Year
Warranty - Parts	1 Year
Power Type	Electric
Size	30"
Installation Type	Built-In
Collection	Frigidaire Professional
Apex Specifications	
Turntable Diameter	14 1/4" ID
CIN4 Tough Options	
AOL 30 Seconds	Yes
Shocks	Yes
Scratch / Heat	Yes
Exterior	
Exterior Finish	Smudge-Proof Stainless Steel
Dimensions and Volume	
Height	19"
Width	29 1/16"
Depth	22 3/8"
Cube Footage	18
Cutout Width	28 3/8"
Cutout Depth	22"
Microwave Capacity	1.6 Cu Ft
Electrical Specifications	
Voltage Rating	120 V
Cooling Options	
Cooling Power	1750 Watts
Number of Power Levels	9

Always Read planning purposes only. Always consult local and national electrical, gas and plumbing codes. Refer to Product Literature for details. Quick reference installation instructions on the web at fridgepros.com/frigidaire.com. Specifications subject to change. Accessory information available on the web at fridgepros.com/frigidaire.com

FRIGIDAIRE

USA • 10200 David Taylor Drive • Charlotte, NC 28263 • 1-800-FRIGIDAIRE • frigidaire.com
CANADA • 5885 Terry Fox Way • Mississauga, ON L4V 1E6 • 1-800-265-8782 • frigidaire.ca

FPMO3077TF
©2017 Electrolux Home Products, Inc.

Note Install Bottom of oven
approx 42" Floor
Flare

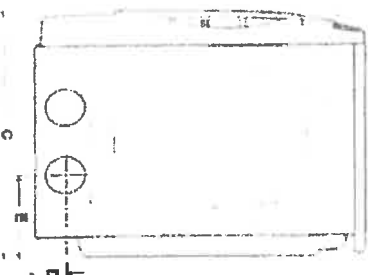
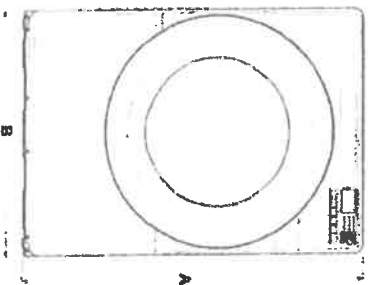
W

Kolaisu
November

DETAILED PLANNING DIMENSIONS

WARNING: To reduce the risk of fire, electric shock, or injury to persons, read the IMPORTANT SAFETY INSTRUCTIONS and INSTALLATION INSTRUCTIONS, located in your appliance's Owner's Manual, before installing and operating this appliance.

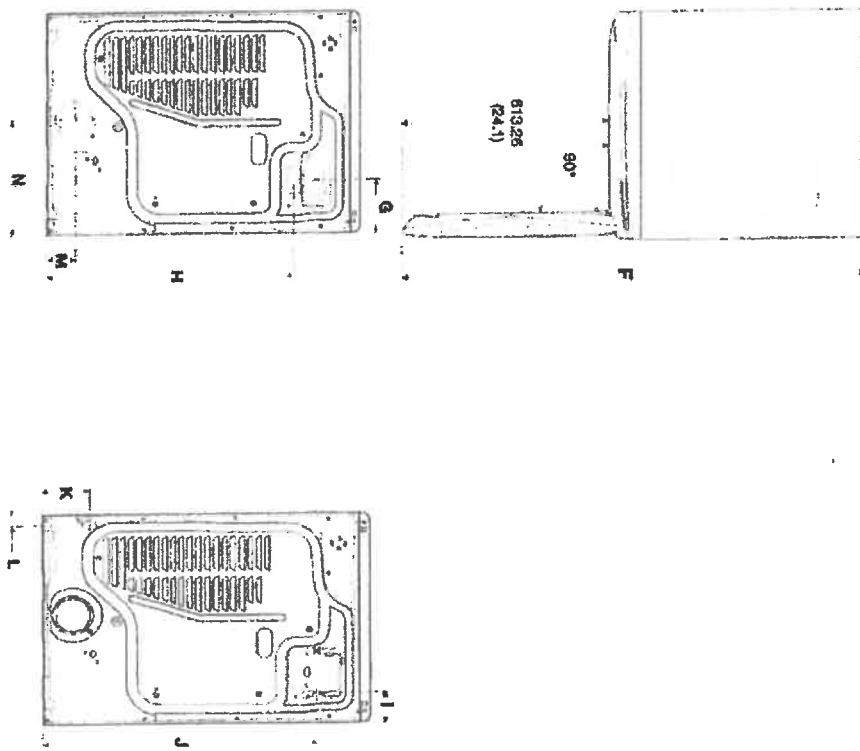
Electrical Requirements			
Fuel Type	Electric		Gas
Minimum Circuit Amperage Rating	30 A		15 A
Maximum AMP Draw	24 A		8 A
Operating Voltage	240 V AC only 230 V AC only (Canada)		120 V AC only
Operating Frequency	60 Hz		



Product Dimensions				
	in (min)	in (max)	mm (min)	mm (max)
A Height (with feet)	38 1/4	39	988	989
B Width	27	-	686	-
C Depth	30 3/4	-	778	-
D Side Vent Height (feet min)	3 1/2	4 1/4	89	111
E Side Vent (from back)	10 3/4	-	268	-

Lola15w Nov 11/21

DETAILED PLANNING DIMENSIONS



Product Dimensions				
	in (min)	in (max)	mm (min)	mm (max)
F Depth with Door Open	64 3/8	-	1378	-
G Strain Relief from Side (elec)	8 3/4	-	163	-
H Strain Relief Height (elec)	29 3/4	30 1/8	759	780
I Power Cord from Side (Canadian)	6 3/4	-	163	-
H Power Cord Height (Canadian)	29 3/4	30 1/8	759	780
I Power Cord Length (Canadian)	53 3/4	-	1358	-
I Power Cord from Side (gas)	31 3/8	-	96	-
J Power Cord Height (gas)	31 3/8	32 1/8	808	829
I Power Cord Length (gas)	72	-	1828	-
K Gas Valve Height	5 1/4	6 1/4	142	163
L Gas Valve from Side	1 3/4	-	36	-
M Exhaust Duct Height	3 3/4	4 3/4	90	111
N Exhaust Duct from Side	14 1/4	-	358	-

3

Handwritten signature or mark.

Loft 215W
noorib

DETAILED PLANNING DIMENSION

WHIRLPOOL® FRONT LOAD WASHER WITH INTUITIVE CONTROLS - 4.3 cu ft

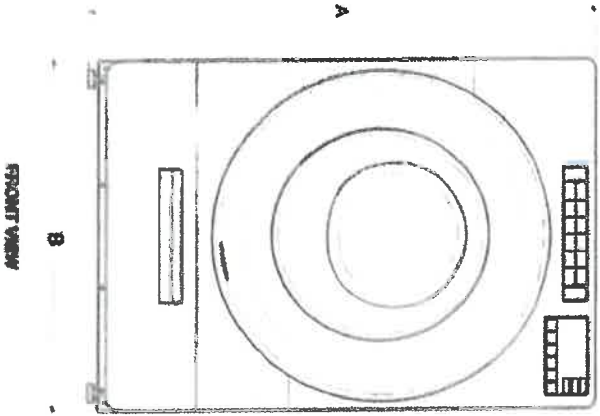
ELECTRICAL REQUIREMENTS

WARNING: To reduce the risk of fire, electric shock, or injury to persons, read the IMPORTANT SAFETY INSTRUCTIONS and INSTALLATION INSTRUCTIONS, located in your appliance's Owner's Manual, before installing and operating the appliance.

Electrical Requirements	
WFW5600HW	4.3 cu ft DOE (US)/5.0 cu ft IEC (CAN)
Maximum Circuit Ampere Rating	15 A
Maximum Ampere Draw	10.26 A
Operating Voltage	120 V AC only
Operating Frequency	60 Hz

PRODUCT DIMENSIONS

WFW5600HW		4.3 cu ft DOE (US)/5.0 cu ft IEC (CAN)		
Unit of Measurement	in (minimum)	mm (minimum)	in (maximum)	mm (maximum)
Height (with feet) (A)	39 1/4	991	40	1016
Product Width (B)	27	688	-	-



FRONT VIEW

IMPORTANT: Dimensional specifications are provided for planning purposes only.



Handwritten signature or mark.

10621562
120611/22

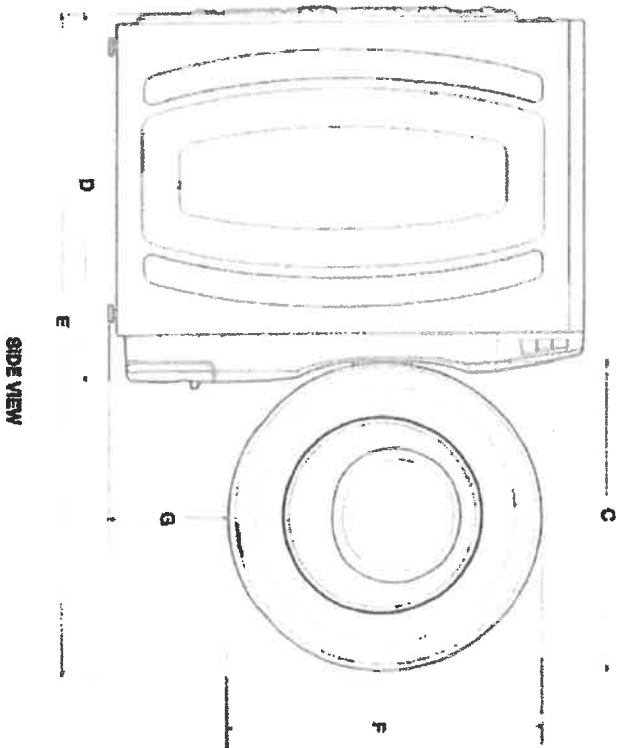
DETAILED PLANNING DIMENSION

3 of 15

WHIRLPOOL® FRONT LOAD WASHER WITH INTUITIVE CONTROLS - 4.3 cu ft

PRODUCT DIMENSIONS

WFW5600CHW		4.3 cu ft DOE (US)/5.0 cu ft IEC (CAN)			
Unit of Measurement		in (maximum)	mm (maximum)	in (maximum)	mm (maximum)
Door Width (C)	25 3/4"	652	-	-	-
Product Depth (D)	31 1/4"	802	-	-	-
Product Depth with Door Open (E)	54 1/4"	1393	-	-	-
Door Height (F)	25 1/4"	632	-	-	-
Height to Bottom of Door (G)	9 1/4"	241	-	-	-



IMPORTANT: Dimensional specifications are provided for planning purposes only.



Latasa

Nov 11/21


OVERVIEW SPECS REVIEWS SUPPORT WHERE TO BUY

UPV390065

36" InstaView Door-in-Door®
with Craft Ice Maker

★★★★ 3.4 (24) Write a review

InstaView™ Door-in-Door® with Craft Ice Maker
Slim SpacePlus™ Ice System
Smart Cooling Plus System
Linear Compressor with 10-Year Warranty
SmartFill™ Handle
Smart Diagnosis™



3/17



SMUDGE RESISTANT STAINLESS STEEL

\$4599.00

WHERE TO BUY

ADD TO COMPARE



Inverter Linear
Compressor



Door-in-Door®



Slim SpacePlus™ Ice
System



LG Smart Cooling Plus

WQ

Kolaisu
November

Kolaisu
OVERVIEW SPECS FEATURES SUPPORT WHERE TO BUY

Door Bin Construction 1 Piece (Clear)

FREEZER			
Door Type	2-Drawer	Drawers	3-Tier Organization
DuraBase™ Solid Drawer Base	Yes	Drawer Divider	Yes
Dual Ice Maker	Yes	Freezer Light	Premium LED
Freezer Handle	SmartPull™ Handle		

SMART FEATURES

WiFi Enabled	Yes	SmartThinQ®	Yes
Works with	Google Assistant Amazon Alexa	SmartDiagnosis™	Yes

MATERIALS AND FINISHES

Contour Door	Yes	Hidden Hinges	Yes
Surface	Smooth	Fingerprint & Smudge Resistant Exterior	Yes
Handles	Matching Commercial Handles	All Available Colors	Black Stainless Steel Smudge Resistant Stainless Steel

DIMENSIONS/CLEARANCES/WEIGHTS

Depth with Handles	36 5/8"	Depth without Handles	34 1/8"
Depth without Door	23 7/8"	Depth (Reel with Door Open)	48 1/2"
Height to Top of Case	69 7/8"	Height to Top of Door Hinge	70 1/4"
Width	35 3/4"	Width (Door Open 90° with Handle)	46 1/4"
Width (Door Open 90° without Handle)	40"	Door Edge Clearance with Handle	4 1/4"
Door Edge Clearance without Handle	2 1/8"	Installation Clearance	Sides 1/8" Top 1" Back 2"
Weight (Unit/Carroll)	34.2 lbs/ 365 lbs.	Carton Dimensions (WxHxD)	38" x 73" x 39"

Handwritten signature

ELICA PRO SERIES
AREZZO

Lot 2500
nuov/1/21


elica
aria nuova
e (H) (H)


SPECIFICATIONS


	28" Unit	34" Unit	40" Unit	46" Unit
Model:	EAR628S3 EAR628S4	EAR134S3 EAR134S4	EAR140S3 EAR140S4	EAR146S3 EAR146S4
Dimensions: Blower Type (Internal):	28 1/2"W x 22"D x 11 1/2"H	34 1/2"W x 22"D x 11 1/2"H	40 1/2"W x 22"D x 11 1/2"H	46 1/2"W x 22"D x 11 1/2"H
Blower Performance:	600 CFM (4-speed)	1200 CFM (4-speed)	1200 CFM (4-speed)	1200 CFM (4-speed)
Speed 1	90 CFM	380 CFM	380 CFM	380 CFM
Speed 2	330 CFM	660 CFM	660 CFM	660 CFM
Speed 3	990 CFM	990 CFM	990 CFM	990 CFM
Speed 4	600 CFM	1200 CFM	1200 CFM	1200 CFM
Noise (sones):				
Waiting Speed	Min: 2, Max: 3.6	Min: 2.05, Max: 7.5	Min: 2.05, Max: 7.5	Min: 2.05, Max: 7.5
Finish:		Stainless Steel		
Controls:		Fully retractable rotating knobs with blue backlighting		
Illumination:		2 LED, 7.5 Watts		
(replaceable lamps 1 intensity)		2 LED, 7.5 Watts		
Filter Type:		Dishwasher-Safe, Professional Stainless Steel		
Angled Baffle Filters:	1	2	2	3
Duct Transition:		10" Round with Backdraft Damper (top only)		
Installation Type:		Ducted Installation Only		
Electrical:		120V - 60 Hz		
CONSUMABLE PARTS:				
Replacement Grease Filter (1):	GF09EA	GF09GA	GF09FA	GF09EA


*Consumable parts are sold in units of one (1). Order accordingly


PLUS FEATURES


- 

HUSH SYSTEM - An exclusive sound decoupling technology that effectively reduces sound levels by over 35%
- 

LED CONSUMER REPLACEMENT SUB - High quality LED lighting usually requires a skilled technician to replace lamps. Avoid the expense with Elica's new LED lamps that enable homeowners to replace in seconds
- 

SEAMLESS CRAFTSMANSHIP - Heavy gauge stainless steel "Seamless" construction that delivers refined elegance.
- 

STAINLESS STEEL Baffle Filters with GREASE COLLECTORS - Designed for high oilflow cooling, the "S" shape design traps high volumes of grease
- 

PROFESSIONAL PERFORMANCE - Special features and high performances for models with aspiration capacity between 600 and 1200 CFM's
- 

HEAT GUARD - Sensex extreme temperatures (>158 degrees) and automatically adjusts the blower speed to HIGH

Handwritten mark

10/21/21, 4:15 PM

Elica EAR628S4 Pro Series Arezzo 28 Inch Pro Style Cabinet Insert Hood Spec Sheet | Manualzz

> EAR628S4 (https://manualzz.com/manual/ELICA/EAR628S4/)

Elica EAR628S4 Pro Series Arezzo 28 Inch Pro Style Cabinet Insert Hood Spec Sheet

ADVERTISEMENT


Aire One - Furnace and AC Service


We Are One of the Leading Provider of Furnaces, Air Conditioners & More. aireone.com

























ELICA PRO SERIES
AREZZO













Lotaria
Nov 11/21













 **elica**
aria nuova

















































































































































































































































































































































































THE
GALLERY
BY ZANCOR

ZANCOR

INTERIOR FINISHES ACKNOWLEDGEMENT / WAIVER

Purchaser accepts and acknowledges that the Builder reserves the right to substitute materials with those of equal or better quality where the manufacture, scheduling or delivery of materials may directly impact the Builder's ability to meet its contractual obligations under the Agreement of Purchase and Sale.

UPGRADES/EXTRAS: All upgrades and additional selections indicated on the colour chart must be accompanied by an upgrade/extras sheet (PES) and full payment otherwise the selection will be invalid. All colour charts and upgrades/extras will not proceed until verified and signed by an authorized signing officer at the Vendor's head office. **CHANGES WILL NOT BE PERMITTED UPON COMPLETION AND SUBMISSION OF THE COLOUR CHART.**

PORCELAIN & NATURAL STONES: Due to the properties of natural stones including but not limited to marble, granite, quartz, no two pieces are exactly the same. Variations in colour, tone, granularity (pitting, fissures) and pattern are to be expected, including various lighting may affect the overall finished look. Stone tops are sealed at time of installation and should never be cleaned with lemon oil or vinegar. Stones are porous materials, therefore any spilled substance require immediate attention. Stone countertops require regular seal re-application as part of home maintenance. Purchaser acknowledges colour and product variations as well as natural imperfections may exist with the selection of natural stone materials and shall not hold the Vendor liable for provision of same.

STONE COUNTERTOP JOINTS: Purchaser is aware that one joint will be at each corner and on either side of slide-in-range (if applicable). It will also be where the length of the counter top exceeds the length of a stone slab. Slabs are usually approximately 5' x 8'.

CERAMIC TILES: Due to manufacturing, shade (eye loss), product variations may exist that can affect the overall look of the finished product. Although every effort will be made to ensure the colours and materials selected are as close as possible to the samples, the purchaser acknowledges that the sample tiles supplied in the Design Centre may not be identical to the materials installed in the home.

STAIR STAIRS: Due to the natural properties of wood, many variables can affect the overall look of the finished product. Factors including but not limited to wood type, knotting, grain, density, age, humidity, and air temperature can result in substantial variations in stain intensity. The purchaser accepts that although the Vendor will do their best to match stain the unfinished stairs as close as possible to the pre-finished floors, it is not possible to have an identical match and that there may be shade differences between the two products.

CABINETS: Due to the natural properties of wood, slight variations apparent with cabinetry are to be expected. This includes but not limited to wood species, wood grain, colour, finish, product variations, and natural imperfections are all factors that may affect the overall look of the finished product. Such factors make exact colour matching impossible. The type and intensity of lighting in the areas of designated cabinetry placement may also highlight characteristics of cabinetry finish. All cabinets shall be finished with a white melamine interior box unless a finished interior is upgraded. Due to building specifications and/or on-site conditions, certain cabinetry upgrades may not be possible. The purchaser acknowledges that the Builder cannot guarantee the cabinetry finish or provision of certain upgrades and shall not hold the Builder liable for provision of same.

UPGRADES/EXTRAS: All upgrades and additional selections indicated on the colour chart must be accompanied by an upgrade/extras sheet (PES) and full payment otherwise the selection will be invalid. All colour charts and upgrades/extras will not proceed until verified and signed by an authorized signing officer at the Vendor's head office. **CHANGES WILL NOT BE PERMITTED UPON COMPLETION AND SUBMISSION OF THE COLOUR CHART.**

HARDWOOD / LAMINATE FLOORING: Due to the properties of wood and laminate, many variables can affect the overall look of the finished product. Variations include but not limited to wood type or laminate finish, colour/stain and wood grain are significant factors that make exact colour matching impossible. The purchaser acknowledges that the hardwood flooring is a pre-finished product in a controlled environment. Expansion, compression and cupping are characteristics of hardwood flooring once installed in the home. The purchaser acknowledges these may become apparent over time and despite the Builders' efforts to install the hardwood flooring materials in keeping with good workmanship, the Builder shall not be responsible nor held liable for minor variances of fluctuation in hardwood flooring materials.

HARDWOOD / LAMINATE WAIVER:

I/We understand hardwood flooring is classified as a porous material and as such not recommended by the Builder in certain areas. I/We understand there is a concern due to possible water and other substances being frequently splashed or spilled onto the floor and in contravention of Ontario Building Code Section 9.30.1.2(1).

**Finished flooring bathrooms, kitchens, public entrance halls, laundry & general storage areas shall consist of resilient flooring, flocked-synthetic-fibre floor coverings, concrete, terrazzo, ceramic tile, mosaic or other types of flooring providing similar degrees of water resistance.*

I/We are prepared to assume full responsibility for any damage caused to the hardwood floor or subfloor due to moisture absorbency in the mentioned areas, and agree to waive any claims against the Township of residence, TARIION and/or the Builder in relation to the matter. ****SEE COLOUR CHART FOR LOCATIONS****

DATE NOV 17/21

SITE INNISFIL

LOT 2134

221 North Rivermead Road, Concord, Ontario L4K 3N7 • T: (905) 738-7010 F: (905) 738-5948