


RF23R6201SR

SAMSUNG

23 cu. ft. Counter-Depth, 3-Door French Door Refrigerator with CoolSelect Pantry™



Signature Features

Twin Cooling Plus®

- Independent fridge and freezer controls keep food fresher longer.

CoolSelect Pantry™

- Full-width drawer with three temperature control settings to chill or defrost food to ideal temperatures.

Ice Max

- Large capacity, stores up to 2.7 lbs of ice.

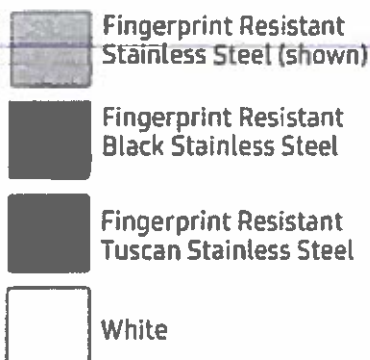
Counter Depth

- Offers a premium, built-in look.


Fingerprint Resistant Finish

- A special finish to reduce smudges and minimize cleaning.

Available Colors



CoolSelect Pantry™ with Temperature Control



Ice Max

Convenience

- CoolSelect Pantry™ with Temperature Control and Pantry Divider
- Wi-Fi and Bixby Enabled
- Adjustable Shelves for Tall Oversized Items
- Auto Pull-Out Upper Freezer Drawer
- Water Filter Indicator

Design

- Counter Depth
- Fingerprint Resistant Finish
- Premium External Filtered Water and Ice Dispenser with Light
- High Efficiency LED Lighting
- Accessibility (ADA Compliant)
- EZ-Open Handle™ on Freezer Door
- Tempered Glass Spill-Proof Shelves
- Gallon Door Bins

Performance

- Twin Cooling Plus®
- Ice Max - Stores up to 2.7 lbs of Ice
- ENERGY STAR® Compliant
- Two Humidity-Controlled Crispers
- Power Freeze and Power Cool Options
- CoolTight Door
- Door Alarm

Rating



ENERGY STAR® rated:
699 kWh/yr

RF23R6201SR

SAMSUNG

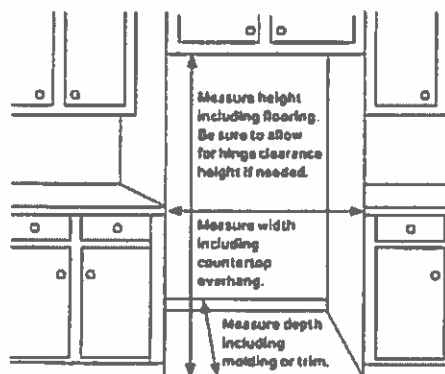
23 cu. ft. Counter-Depth, 3-Door French Door Refrigerator with CoolSelect Pantry™

Installation Specifications

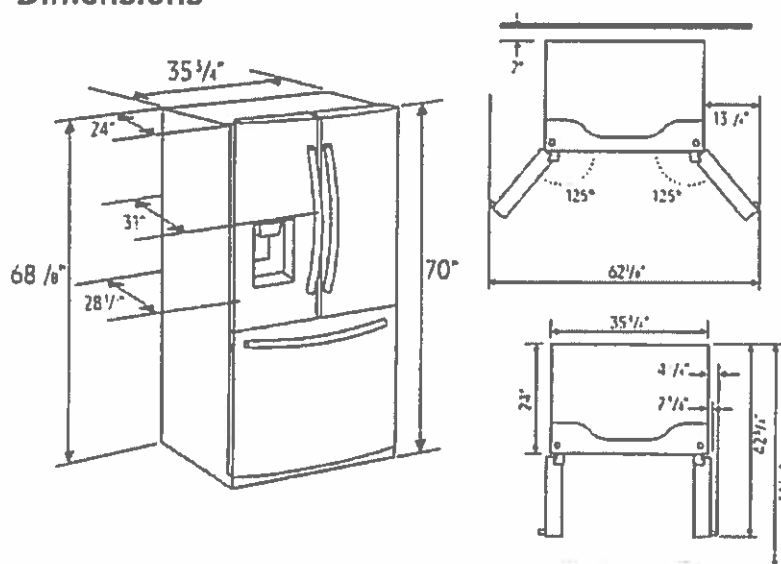
1. Measure the height, width and depth of the opening, making sure to include baseboards, molding tile, countertop overhang, etc. Check to be sure there is enough room to open the door (consider walls, islands or other obstacles when measuring).
2. Refer to illustration below to determine dimensions.
3. Allow 2.5" of clearance on hinge side of refrigerator when installing next to a wall where handle may make contact.
4. Allow 1" minimum clearance at rear for proper air circulation and water/electrical connections. Allow a 3/8" minimum clearance at sides and top for ease of installation.
5. Ensure each door and entryway in the home is wide enough for the refrigerator to be moved through easily.

For optimal usage and to be able to open refrigerator doors completely, do not install next to a wall.

Please note: The following dimension and cutout information is for planning purposes only. For complete installation details, consult manual packed with product, or download manual online at samsung.com.



Dimensions



Total Capacity: 22.6 cu. ft.

Refrigerator: 15.7 cu. ft.

- Premium External Filtered Water and Ice Dispenser – Crushed or Cubed Ice
- Ice Max
- CoolSelect Pantry™ with Temperature Control – Deli (41°F), Fresh (38°F) and Chilled (32°F) Options
- Pantry Divider
- 2 Humidity-Controlled Crispers
- 5 Tempered Glass Spill-Proof Shelves:
 - 1 Slide-In
 - 1 Foldable Half
 - 3 Fixed
- 6 Clear Door Bins
 - Right Door: 3 Gallon Bins
 - Left Door: 3 Regular Bins
- Adjustable Shelves for Tall Oversized Items
- High Efficiency Top LED Lighting

Freezer: 6.9 cu. ft.

- EZ-Open Handle™
- 2 Drawer Dividers
- High Efficiency LED Lighting

Accessories

Water Filter: HAF-QIN

Warranty

One (1) Year Parts and Labor on Refrigerator

Five (5) Years Parts and Labor on

Sealed Refrigeration System Only*

Ten (10) Years Parts and Five (5) Years

Labor on Digital Inverter Compressor

*Compressor, evaporator, condenser, crier and connecting tubing

Product Dimensions & Weight

Dimensions (WxHxD with hinges, handles and doors):

35 3/4" x 70" x 31"

Dimensions (WxHxD without hinges and door):

35 3/4" x 68 7/8" x 24"

Dimensions (WxHxD with hinge and door, no handle):

35 3/4" x 70" x 28 1/2"

Weight: 279 lbs

Shipping Dimensions & Weight (WxHxD)

Dimensions: 38 1/4" x 76" x 31 1/4"


Weight: 300 lbs

Color	Model #	UPC Code
Fingerprint Resistant Stainless Steel	RF23R6201SR	887276341286
Fingerprint Resistant Black Stainless Steel	RF23R6201SG	887276341279
Fingerprint Resistant Tuscan Stainless Steel	RF23R6201DT	887276341262
White	RF23R6201WW	887276341293

NA36N7755TS

SAMSUNG

36" Gas Cooktop



Signature Features

22K True Dual-Power Burner

- Two independent heating burners offer intense heat and precise control to quickly boil water or temper chocolate.

Analog Controls with Digital Wi-Fi and Bluetooth® Technology

- The ultimate combination of analog comfort and digital technology delivers exceptional cooking performance.

Cast Iron Griddle

- Cook breakfast, grill sandwiches, or sauté vegetables on the removable griddle.

Available Colors




Stainless Steel (shown)



Fingerprint Resistant
Black Stainless Steel



22K True Dual-Power Burner



Cast Iron Griddle

Features

- Bluetooth® Connected to Hood
- Blue LED Lights
- Wi-Fi Connectivity
- Powerful Cooktop
 - Right Front: 13K BTU
 - Left Front: 9.5K BTU
 - Right Rear: 5K BTU
 - Left Rear: 9.5K BTU
 - Center: True Dual, 22K BTU (Brass)

- Cast Iron 3-Piece Grates
- Sealed Burners
- Burner On/Off Monitoring
- ADA Compliant

Convenience

- Wok Grate
- LP Conversion Kit



ADA Compliant

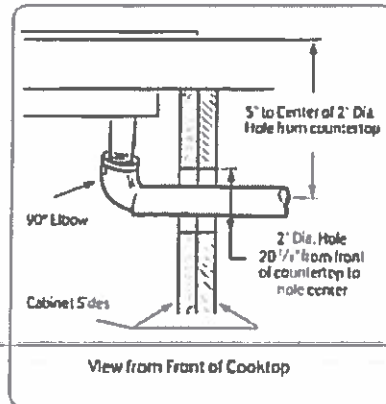
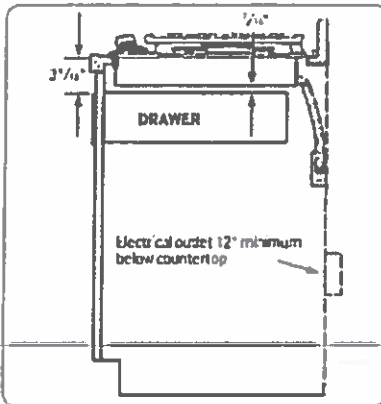
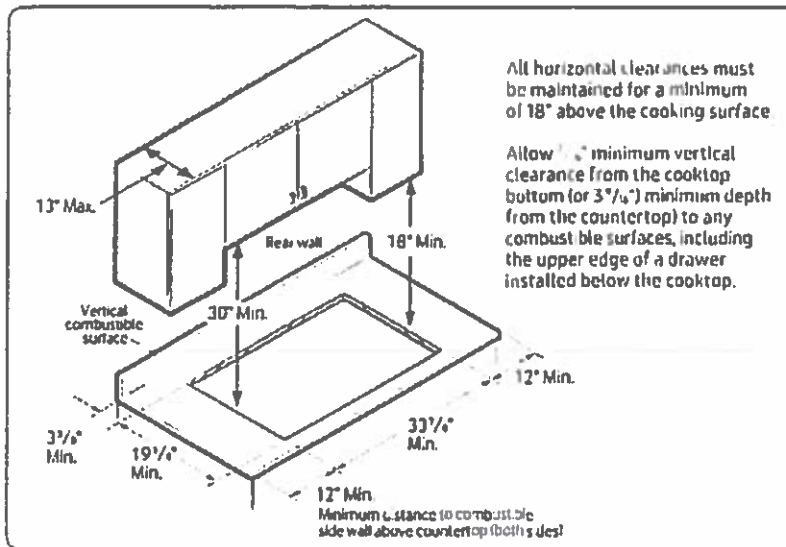
NA36N7755TS

SAMSUNG

36" Gas Cooktop

Installation Requirements

Countertop cut-out and minimum clearance dimensions:



Total Power (BTU)

59K

Power Source

120V / 60 Hz / 1A

Gas Cooktop (BTU)

- Right Front: 13K
- Left Front: 9.5K
- Right Rear: 5K Simmer
- Left Rear: 9.5K
- Center: 22K (True Dual)

Warranty

One (1) Year All Parts and Labor

Product Dimensions & Weight (WxHxD)

Outside (Max) Cooktop Dimensions:

36" x 5 1/2" x 22 1/3"

Cooktop Cut-Out Dimensions:

33 7/8" x 3 1/8" x 19 1/8"

Weight: 87.7 lbs. (88.4 lbs. Fingerprint Resistant Black Stainless Steel)

Shipping Dimensions & Weight (WxHxD)

Dimensions: 40 9/16" x 10 5/8" x 25 5/8"

Weight: 95.9 lbs. (97.2 lbs. Fingerprint Resistant Black Stainless Steel)

Color

Stainless Steel

Model

NA36N7755TS

UPC Code

887276281766

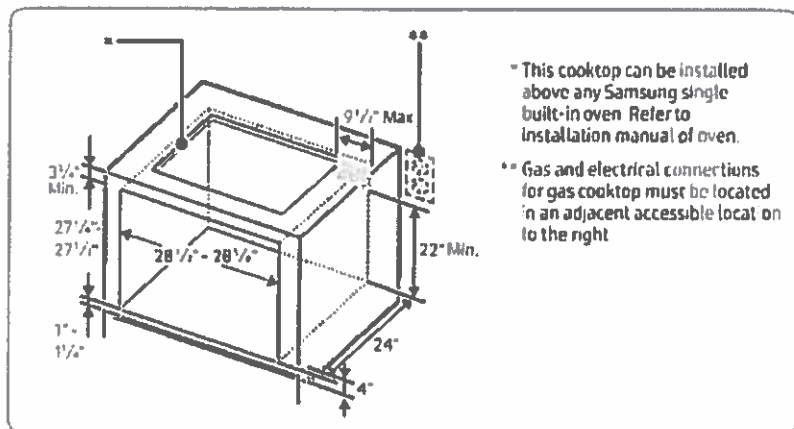
Fingerprint Resistant

Black Stainless Steel

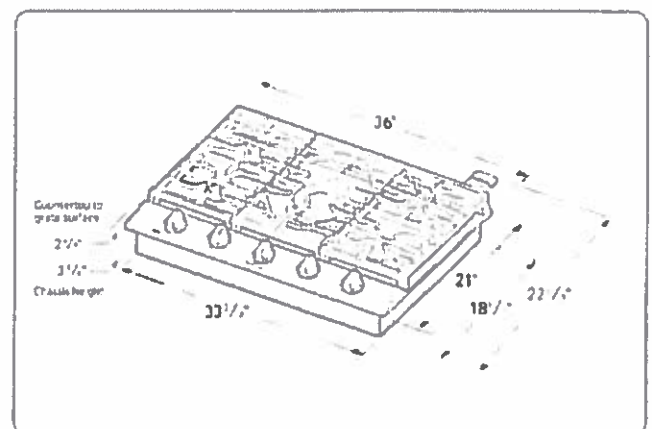
NA36N7755TG

887276281759

Installing Over a Single Oven




Cooktop Dimensions



NQ70M7770DS

SAMSUNG

30" Microwave Combination Wall Oven



Signature Features

Steam Cook (Oven)

- Delivers moisture at precise times for a crisp, browned outside and tender inside.

Speed Cook (Microwave)

- Cook food faster and more evenly by using power convection.

Flex Duo™ (Oven)

- Cook two dishes at different temperatures simultaneously with the Smart Divider.

Available Colors




Stainless Steel (shown)



Black Stainless Steel



Steam Cook



Flex Duo™

Features

- Digital-Analog Controls
- 1.9/5.1 cu. ft. Capacity
- Hybrid Clean and Self-Clean (Oven)
- Gourmet Cook (Oven)
- Dual Convection (Oven)
- Wi-Fi Connectivity
- Wi-Fi Enabled Temperature Probe (Oven)
- LED Spotlights (Oven)
- Easy View Window
- 3 Heavy-Duty Racks including a Gliding Rack (Oven)

- Soft-Close Door (Oven)
- Ceramic Plate (Microwave)
- Rapid Preheat (Oven)
- Auto Latch Microwave Door
- 6 Oven Modes including Steam Bake and Steam Roast
- Blue LED Illuminated Knobs
- Broil Element
- Smart Control Key (Oven)
- 6 Rack Positions (Oven)
- Drop-Down Door Design
- LCD Display

Convenience

- Hidden Heating Element (Oven)
- Sabbath Mode (Oven)
- Delay Start (Oven)
- Proofing (Oven)
- Warming Mode (Oven)
- Kitchen Timer
- Child Safety Lock
- Convection Conversion

NQ70M7770DS

SAMSUNG

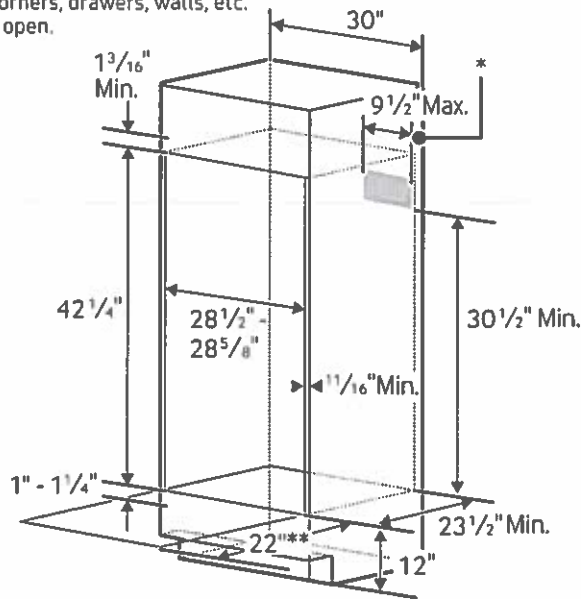
30" Microwave Combination Wall Oven

Cabinet Dimensions

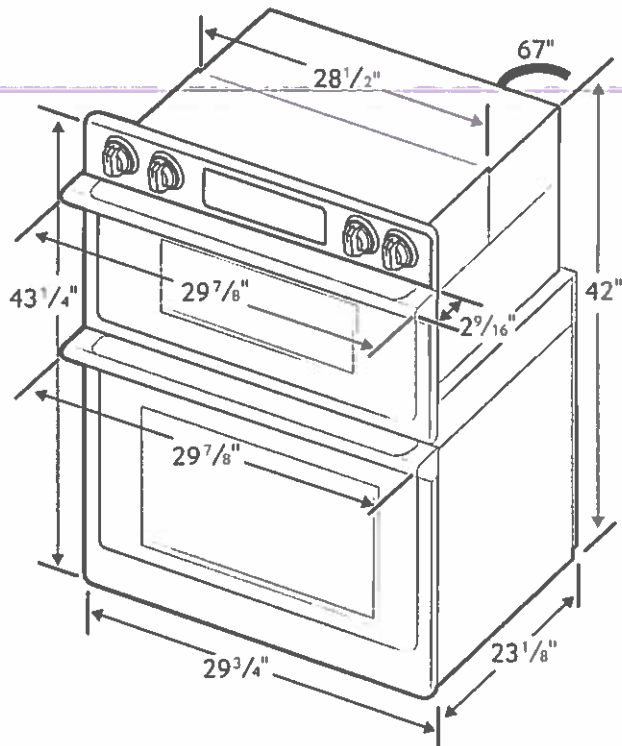
Combination Oven Installed in Cabinet

* Junction Box

** Allow a minimum of 22" for clearance to adjacent corners, drawers, walls, etc. when door is open.



Product Dimensions



Total Capacity: 1.9/5.1 cu. ft.

- Microwave: 1.9 cu. ft.
- Wall Oven: 5.1 cu. ft. total, 2.8/2.2 cu. ft.
- Hidden Bake Element
- Bake: 175°F–550°F
- Convection Bake: 175°F–550°F
- Convection Roast: 175°F–550°F
- Broil: Low-High
- Steam Bake: 230°F–550°F
- Steam Roast: 230°F–550°F
- Proofing
- Sabbath Mode

Warranty

One (1) Year All Parts and Labor
Ten (10) Years Parts Warranty for Magnetron

Product Dimensions & Weight (WxHxD)

Outside (Max) Combination Oven Dimensions:
29 7/8" x 43 1/4" x 25 11/16"

Combination Oven Cut-Out Dimensions:
28 1/2" x 42 1/4" x 23 1/2"

Weight: 119 lbs.

Shipping Dimensions & Weight (WxHxD)

Dimensions:
33 5/8" x 48 3/16" x 29 51/64"

Weight: 132.5 lbs.

Color	Model #	UPC Code
Stainless Steel	NQ70M7770DS	887276195186
Black Stainless Steel	NQ70M7770DG	887276195162

RATING	
240V	9.5 kW
208V	7.2 kW
BREAKER SIZE	
240V	40 Amps
208V	40 Amps

DW80R9950

SAMSUNG

Samsung Linear Wash 39 dBA Dishwasher



Signature Features

Linear Wash System

- AquaBlast™ jets provide corner to corner coverage for superior cleaning.

Whisper Quiet Cleaning

- Less noise and less disturbance with virtually silent wash cycles at 39 dBA.

AutoRelease™ Door

- At the end of a cycle, the door automatically opens to circulate air and improve drying performance.

Available Colors



Fingerprint Resistant
Stainless Steel (shown)




Fingerprint Resistant
Black Stainless Steel



Fingerprint Resistant
Tuscan Stainless Steel



Linear Wash System



AutoRelease™ Door

Features

- Flexible 3rd Rack
- Fingerprint Resistant Stainless Finish
- Zone Booster™
- Touch Control
- Quiet Operation: 39 dBA
- Wi-Fi Connectivity
- 7 Wash Cycles
- 8 Options
- Half-Load Cycle
- Express Cycle: 60 Minutes
- One-Touch Adjustable Racking System
- Full Stainless Steel Interior
- 15 Place Settings
- 3 Spray Wash Arms (Upper, Middle, Lower)

Convenience

- LED Time Display
- Control Lock
- Delay Start
- Digital Leak Sensor

Rating

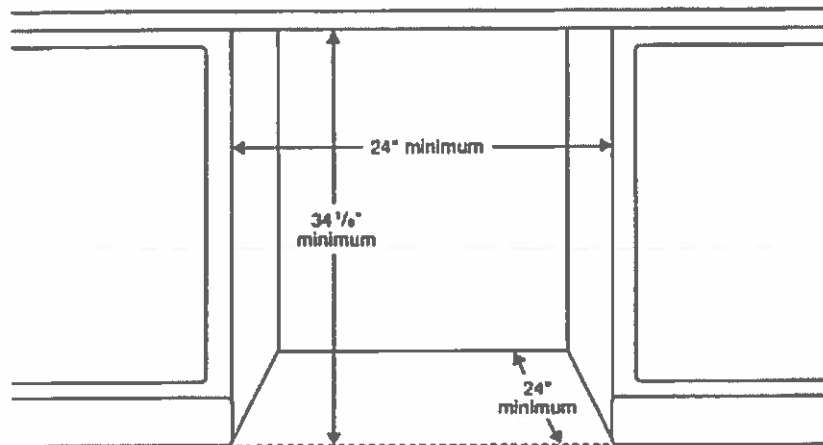
ENERGY STAR®-rated:
239 kWh/yr

DW80R9950

SAMSUNG

Samsung Linear Wash 39 dBA Dishwasher

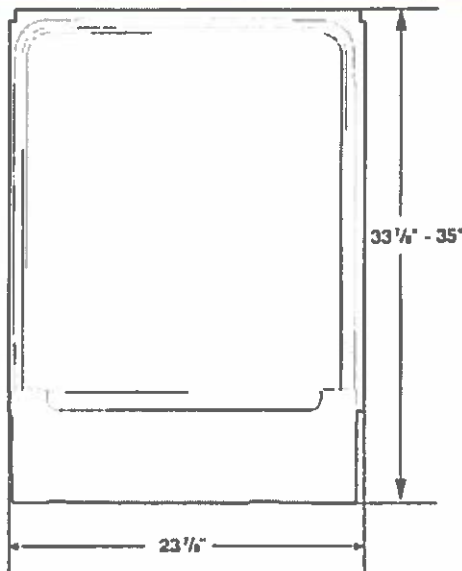
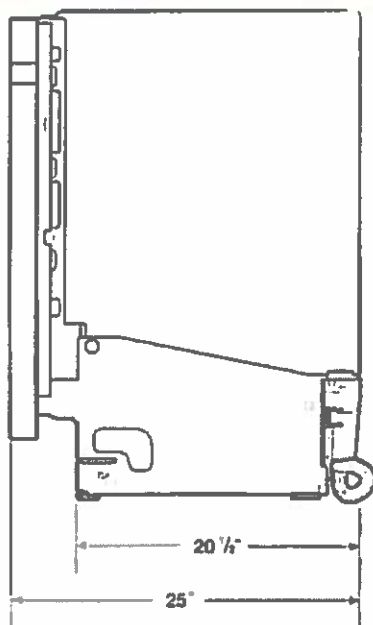
Installation Specifications



Dimensions

Side View

Rear View



Features

- 7 Wash Cycles: Auto, Normal, Heavy, Delicate, Express 60, Rinse Only, Self Clean
- 8 Options: Half-Load Wash (Lower Rack), Zone Booster™ (Left), Speed Booster, Hi-Temp Wash, Sanitize (Anti-bacterial – NSF), Delay Start, Control Lock, Smart Control (Wi-Fi App)
- AutoRelease™ Door
- Hidden Heat Element
- Stainless Steel Interior Tub

Convenience

- Control Lock
- Digital Water Leakage Sensor
- Flexible Third Rack
- One-Touch Adjustable Racking System
- Silverware Basket
- Upper Rack: Foldable Cup Shelves, 2 Adjustable Tines
- Lower Rack: Fold-Down Tines

Warranty

One (1) Year All Parts and Labor

Five (5) Year Limited on Printed Circuit Board and Interior Nylon Racks

Product Dimensions & Weight (WxHxD)

Dimensions (height is adjustable):

23 7/8" x 33 7/8" - 35" x 25"

Weight: 95 lbs

Shipping Dimensions & Weight (WxHxD)

Dimensions:

26" x 34 3/4" x 29 3/4"

Weight: 101 lbs

Color	Model #	UPC Code
Fingerprint Resistant Stainless Steel	DW80R9950US	887276296647
Fingerprint Resistant Black Stainless Steel	DW80R9950UG	887276296623
Fingerprint Resistant Tuscan Stainless Steel	DW80R9950UT	887276320137

NK36K7000WS/A2

SAMSUNG

36" Range Hood



Signature Features

Bluetooth® Connected Hood

- Automatically sync the fans and the lights with the cooktop through Bluetooth.¹

¹Only on select Samsung cooktops.

Baffle Filter

- Dishwasher-safe metal filters help keep the air clean by drawing grease and odor through the hood.

Powerful 390 CFM² Ventilation

- Circulates air to remove odors quickly.

²600 CFM capable.

Available Colors



Stainless Steel (shown)



Black Stainless Steel



Baffle Filter



Wi-Fi Monitoring

Features

- Wi-Fi Monitoring
- ADA Compliant
- 4 Fan Speeds, Including Booster
- Wall-Mounted Chimney Style
- Digital Touch Control
- Exterior Venting & Recirculating Capabilities
- 74 dBA (10.8 sonnes) Noise Level
- Optional Recirculating Kit Available
- Optional Extension Kit Available

Convenience

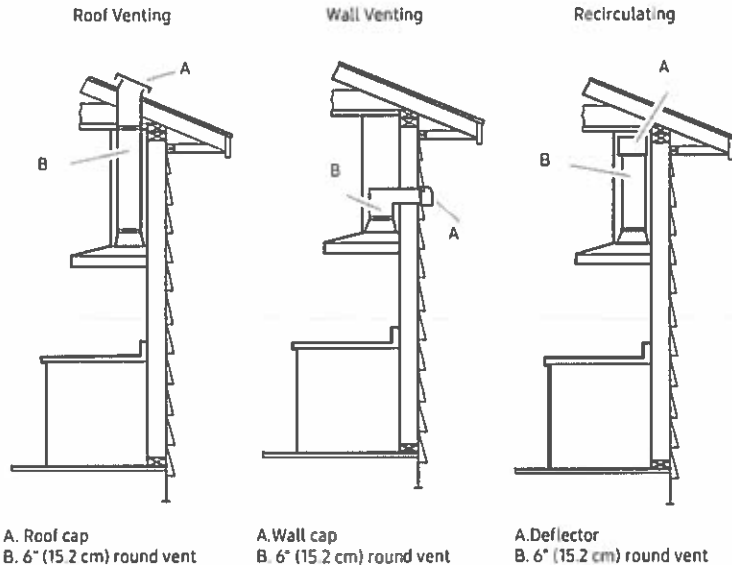
- LED Lighting

NK36K7000WS/A2

SAMSUNG

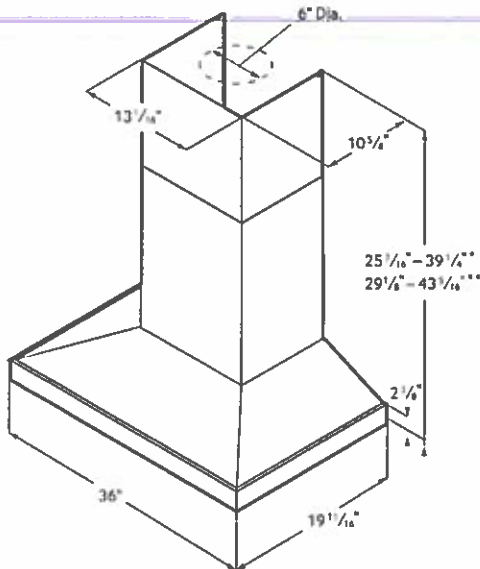
36" Range Hood

Venting Methods



Dimensions and Clearance

- * For Vented Installation
- ** For Non-Vented Recirculating Installation



Total Power
220W

Power Source
120V / 60 Hz / 15A

Range Hood

- 36" Stainless Steel Chimney Hood
- Vent Fan: 390 CFM (600 CFM Optional)
- Front-Centered, Touch Control
- 4 Fan Speeds: 3 Step, 1 Booster
- 74 dBA (10.8 sonnes) Noise Level
- Hood Connectivity Control
- Bluetooth® On/Off Control
- Mobile Monitoring: Fan Speed, Lighting On/Off, Power Control
- Removable Baffle Filter
- LED Lighting

Warranty

One (1) Year All Parts and Labor

Product Dimensions & Weight (WxHxD)

Outside (Max) Hood Dimensions:
36" x 25⁷/₁₆" x 19¹¹/₁₆"

Weight: 48.5 lbs

Shipping Dimensions & Weight (WxHxD)

Dimensions:
40³/₁₆" x 26¹/₂" x 18¹/₁₆"

Weight: 60.4 lbs

Color

Stainless Steel

Black Stainless Steel

Model

NK36K7000WS/A2

NK36K7000WG/A2

UPC Code

887276245287

887276245270

Hood Extension Kit (Optional)

NK-AE705PWS

NK-AE705PWG

Recirculation Kit (Optional)

NK-AF030FNB

Charcoal Filter

NK-AR050FNB