


ME19R7041FS

SAMSUNG

1.9 cu. ft. Over-the-Range Microwave
with Sensor Cooking



Signature Features

Ceramic Enamel Interior

- Scratch-resistant and easy-to-clean interior.
- Makes removing grease or oil effortless and protects against scratches from daily use.






Sensor Cook


- Automatically adjusts cooking time for optimal results.

LED Display

- Features a digital, blue LED display, complementing any kitchen décor.

Available Colors

-  Fingerprint Resistant Stainless Steel (shown)
-  Fingerprint Resistant Black Stainless Steel
-  Fingerprint Resistant Tuscan Stainless Steel
-  White
-  Black



Ceramic Enamel Interior



LED Display

Features

- 1.9 cu. ft. Oven Capacity
- 1000 Watts of Cooking Power
- 4-Speed/400 CFM Ventilation System
- Ceramic Enamel Interior
- 10 Power Levels
- Sensor Cook
- Two-Stage Programmable Cooking
- Auto Defrost/Sensor Reheat
- Auto Cook
- LED Display

Convenience

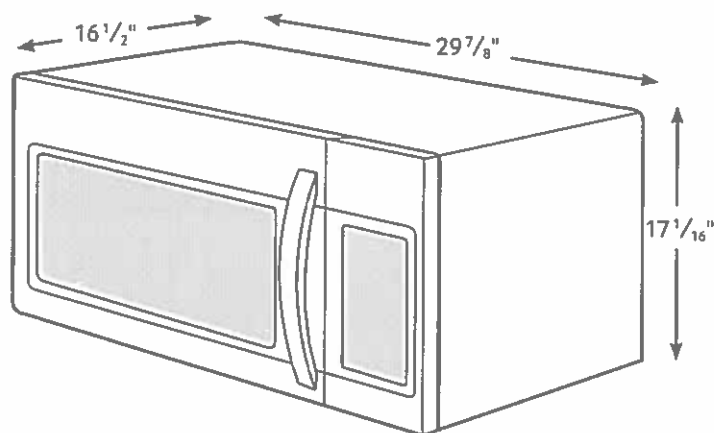
- Clock (12 hr/24 hr) with Daylight Saving Time Adjustment
- Kitchen Timer
- End Signal
- Interior Light: Incandescent (1)
- Cooktop Lighting (Halogen): High/Low/Off
- Vent Fan Control: Boost/Hi/Mid/Lo/Off
- Child Safety Lock
- Sound On/Off
- Eco Mode (Reduces Standby Power)

ME19R7041FS

SAMSUNG

1.9 cu. ft. Over-the-Range Microwave with Sensor Cooking

Dimensions



Specifications

- Oven Cavity: 1.9 cu. ft.
- Power Output: 1000W
- Power Consumption: 1700W/14.5 A
- Power Source: 120V/60 Hz
- Control Method: Digital (Membrane Touch)
- Display: LED
- Cooking Control: 10 Power Levels Including Defrost and Sensor Cook
- Cooking Timer: Digital, up to 99 Minutes, 99 Seconds
- Microwave Distribution System: Turntable
- Glass Turntable Diameter: 14 3/16"
- Vent Fan: 4-Speed/400 CFM
- Vent Fan Control: Boost/Hi/Mid/Lo/Off
- Cooktop Lighting: High/Low/Off
- Incandescent Interior Light

Warranty

One (1) Year Parts and Labor
Ten (10) Years Parts on Magnetron

Installing Your Microwave

- This microwave oven is designed for adaptation to the following three types of ventilation:

A. Outside Top Exhaust (Vertical Duct)


B. Recirculating (Non-Vented Ductless)

C. Outside Back Exhaust (Horizontal Duct)

- The space between the cabinets must be 30" wide and free of obstructions.

- This microwave oven is for installation over ranges up to 36" wide.

- The microwave must be level. Use a level to make sure the cabinet bottom is level. If the cabinets have a front overhang only, with no back or side frame, install the mounting plate down the same distance as the front overhang depth. This will keep the microwave level.



Product Dimensions & Weight (WxHxD)

Cavity Dimensions: 20 13/16" x 10 13/16" x 14 9/16"

Outside Net Dimensions: 29 7/8" x 17 1/16" x 16 1/2"

Weight: 55.4 lbs (Fingerprint Resistant Stainless Steel Models)
53.8 lbs (White and Black)

Shipping Dimensions & Weight (WxHxD)

Dimensions: 33 3/8" x 20 13/16" x 19 3/8"

Weight: 62.4 lbs (Fingerprint Resistant Stainless Steel Models)
60.9 lbs (White and Black)

Color	Model #	UPC Code
Fingerprint Resistant Stainless Steel	ME19R7041FS	887276348056
Fingerprint Resistant Black Stainless Steel	ME19R7041FG	887276348667
Fingerprint Resistant Tuscan Stainless Steel	ME19R7041FT	887276348698
White	ME19R7041FW	887276348704
Black	ME19R7041FB	887276348643

FOR EASIER INSTALLATION AND PERSONAL SAFETY, WE RECOMMEND THAT TWO PEOPLE INSTALL THIS MICROWAVE OVEN. IMPORTANT: Do not grip or use handle during installation.

NOTE: If your cabinet is metal, use the nylon grommet around the power cord hole to prevent cutting of the cord.

NOTE: We recommend using filler blocks if the cabinet front hangs below the cabinet bottom shelf.

IMPORTANT: If filler blocks are not used, case damage may occur from overtightening screws.

NOTE: When mounting the microwave oven, thread power cord through hole in bottom of top cabinet. Do not pinch cord or lift oven by pulling cord.