

Site: WASAGA

Lot: 129

Model: PEBBLE (40-04) ELEV. C

Purchaser: MARIE PERI

Purchaser: 0

Phone: Contact Simone 416-843-7270

Email: [simone@zaoncorhomes.com](mailto:simone@zaoncorhomes.com)



DESCRIPTION		DATE SELECTED
BONUS PACKAGE: 3 PIECE STAINLESS STEEL APPLANCES WITH WHITE TOP LOAD WASHER & DRYER	INCLUDED IN APS	
BONUS PACKAGE: STAINLESS STEEL HOOD FAN	INCLUDED IN APS	
1 FINISHED BASEMENT BATHROOM WITH STANDING FRAMELESS GLASS SHOWER, TOILET & VANITY	28-Feb-22	see note on page 2
2 FINISHED BASEMENT AS PER SKETCH (INCLUDES ROUGHINS FOR FUTURE WETBAR (SEE SKETCH) AND 12 POTLIGHTS	28-Feb-22	
3 SMOOTH CEILINGS	28-Feb-22	
4 TRAY CEILING IN MASTER BEDROOM	28-Feb-22	
5 CATHEDRAL CEILING IN GREAT ROOM	28-Feb-22	
6 9 FOOT CEILINGS IN BASEMENT	28-Feb-22	
7 ELECTIRCAL - 50 AMP PLUG IN GARAGE FOR FUTURE ELECTRIC CAR	28-Feb-22	
8 ELECTRICAL - POTLIGHTS IN GREAT ROOM (X6), DELETE STD LIGHT	28-Feb-22	
9 ELECTRICAL - POTLIGHTS IN BREAKFAST AREA (X4), DELETE STD LIGHT	28-Feb-22	
10 ELECTRICAL - POTLIGHTS IN KITCHEN (X4), DELETE STD LIGHT	28-Feb-22	
11 ELECTRICAL - POTLIGHTS IN DINING ROOM (X4), STD LIGHT TO REMAIN CAPPED	28-Feb-22	
12 ELECTRICAL - POTLIGHTS IN MAIN HALL (X2), DELETE STD LIGHT	28-Feb-22	
13 ELECTRICAL - POTLIGHTS IN SIDE HALL (X4), DELETE STD LIGHT	28-Feb-22	
14 ELECTRICAL - POTLIGHTS IN FOYER (X3), DELETE STD LIGHT	28-Feb-22	
15 ELECTRICAL - POTLIGHTS IN BEDROOM 2 (X4) ON SEP SWITCH, STD LIGHT TO REMAIN CAPPED	28-Feb-22	
16 ELECTRICAL - POTLIGHTS IN BEDROOM 3 (X4) ON SEP SWITCH, STD LIGHT TO REMAIN CAPPED	28-Feb-22	
17 ELECTRICAL - POTLIGHTS IN MASTER BED (X4) ON SEP SWITCH, STD LIGHT TO REMAIN	28-Feb-22	
18 ELECTRICAL - POTLIGHTS IN MASTER BED FOYER (X1), DELETE STD LIGHT	28-Feb-22	
19 ELECTRICAL - ADD SHOWER POTLIGHT (X1) TO MAIN BATH TUB	28-Feb-22	
20 ELECTRICAL - ADD (1) LIGHT OVER SINK IN MASTER ENSUITE, SHIFT THE STD LIGHT TO BE OVER THE OTHER SINK **BOTH LIGHTS TO BE ON WALL CENTRED OVER SINK	28-Feb-22	
21 ELECTRICAL - ADD CAPPED ROUGHIN OVER TUB ON SEP SWITCH	28-Feb-22	
22 ELECTRICAL - ADD POTLIGHTS IN LAUNDRY ROOM (2), DELETE STD LIGHT	28-Feb-22	
23 DELETE CARPET & HARDWOOD - ALL FLOORING TO BE DONE DIRECTLY WITH CARMINE AT FIRST CANADIAN HARDWOOD	28-Feb-22	
24 PAINT - ALL PAINT & STAIN TO BE SELECTED DIRECTLY WITH JOHN AT PERFECT TOUCH	28-Feb-22	
25 KITCHEN CABINETS - UPGRADE 1	28-Feb-22	
26 KITCHEN CABINETS - TWO TONE	28-Feb-22	
27 KITCHEN COUNTERTOP - STONE COUNTERTOP UPGRADE 3	28-Feb-22	
28 KITCHEN - SINK - UPGRADE TO 1-3/4" BLANCO 401520	28-Feb-22	
29 KITCHEN - FRIDGE ENCLOSURE (DEEP UPPERS WITH GABLE)	28-Feb-22	
30 KITCHEN - MAGIC CORNER	28-Feb-22	
31 KITCHEN BACKSPLASH - UPGRADE 2 *BRICK	28-Feb-22	
32 TILES - UPGRADE 2 - KITCHEN	28-Feb-22	
33 TILES - UPGRADE 2 - MAIN FOYER & BASEMENT FOYER	28-Feb-22	
34 TILES - UPGRADE 2 - MAIN BATH FLOOR & WALL	28-Feb-22	
35 TILES - UPGRADE 2 - MASTER ENSUITE FLOOR & WALL	28-Feb-22	
36 TILES - MASTER ENSUITE SHOWER FLOOR	28-Feb-22	
37 MASTER ENSUITE SHOWER JAMB	28-Feb-22	
38 MASTER ENSUITE - CABINETS - UPGRADE 1	28-Feb-22	

CONSTRUCTION SUMMARY OF EXTRAS  
Printed 2022-03-28 / 10:18 AM / Page 2 of 2

Site: WASAGA  
Lot: 129  
Model: PEBBLE (40-04) ELEV. C  
Purchaser: MARIE PERI  
Purchaser: 0  
Phone: Contact Simone 416-843-7270  
Email: [simone@zaoncorhomes.com](mailto:simone@zaoncorhomes.com)



	DESCRIPTION	DATE SELECTED
39	MASTER ENSUITE - COUNTERTOP - STONE UPGRADE 3 *INCLUDES RECTANGLE UNDERMOUNT SINKS	28-Feb-22
40	MAIN BATHROOM - COUNTERTOP - STONE UPGRADE 3 *INCLUDES RECTANGLE UNDERMOUNT SINK	28-Feb-22
41	BASEMENT BATH - COUNTERTOP - STONE UPGRADE 3 *INCLUDES RECTANGLE UNDERMOUNT SINK	28-Feb-22
42	COMFORT HEIGHT VANITIES TO ALL BATHROOMS	28-Feb-22
43	MOEN BATHROOM ACCESSORIES - CHROME TOILET PAPER HOLDER & TOWEL BAR (ALL BATHROOMS)	28-Feb-22
44	LAUNDRY ROOM - UPPERS AND BASE SINK CABINET	28-Feb-22
45	RAILINGS - UPGRADE 2 - METAL ALL PLAIN, SQUARE POST	28-Feb-22
46	INTERIOR DOORS - LOGAN	28-Feb-22
47	INTERIOR TRIM CASING & BASEBOARDS - UPGRADE 2	28-Feb-22
48	PLUMBING FAUCETS - STANDARD	28-Feb-22
49	PLUMBING - TOILET IN MASTER ENSUITE - CONTRAC CALL ONE PIECE	28-Feb-22
50	HVAC - COMPLETE AIR CONDITIONING UNIT	28-Feb-22
51	EXTEND DECK AS PER SKETCH	28-Feb-22
52	LAUNDRY - ADD STONE COUNTERTOP ACROSS WASHER & DRYER	28-Feb-22

\* There are 2 location options  
for wet bar - see floor plan

\* Basement includes Potlights as per sketch







2ND FLOOR CONTINUED...

Main Bath - FLOORING	VERSAIS GRIS 18 X 18 (2)		
Main Bath - TUB / SHOWER WALL	VERSAIS GRIS 18 X 18 (2)		
Main Bath - SHOWER FLOOR	N/A		
Main Bath - SHOWER JAMB	N/A		
Main Bath - CABINETS	CONTEMPORARY MDF - VANILLA MILKSHAKE		
Main Bath - HANDLES/KNOBS	H800BC		
Main Bath - COUNTERTOP	EMERSONE PURE EXTRA (3)		
Main Bath - SINK(s)	RECTANGLE UNDERMOUNT	Main Bath - FAUCET(s)	STANDARD
Basement Bath- FLOORING	VERSAIS GRIS 18 X 18 (2)		
Basement Bath- TUB / SHOWER WALL	VERSAIS GRIS 18 X 18 (2)		
Basement Bath- SHOWER FLOOR	N/A		
Basement Bath- SHOWER JAMB	N/A		
Basement Bath- CABINETS	CONTEMPORARY MDF - VANILLA MILKSHAKE		
Basement Bath- HANDLES/KNOBS	H800BC		
Basement Bath- COUNTERTOP	EMERSONE PURE EXTRA (3)		
Basement Bath- SINK(s)	RECTANGLE UNDERMOUNT	Shared Bath - FAUCET(s)	STANDARD
Ensuite Bath - FLOORING	N/A		
Ensuite Bath - TUB / SHOWER WALL	N/A		
Ensuite Bath - SHOWER FLOOR	N/A		
Ensuite Bath - SHOWER JAMB	N/A		
Ensuite Bath - CABINETS	N/A		
Ensuite Bath - HANDLES/KNOBS	N/A		
Ensuite Bath - COUNTERTOP	N/A		
Ensuite Bath - SINK(s)		Ensuite Bath - FAUCET(s)	

LAUNDRY

Laundry - FLOORING	VERSAIS GRIS 18 X 18	laundry - HANDLES/KNOBS	H800BC
Laundry - CABINETS	CONT. MDF - VANILLA MILKSHAKE	Laundry - SINK	STANARD
Laundry - COUNTERTOP	EMERSTONE PURE EXTRA	laundry - FAUCET	STANARD
Laundry - BACKSPLASH	N/A		

TRIM / PAINT

Casing/Baseboards	UPGRADE 2 - CONTEMPORARY		
Interior Doors	UPGRADE - LOGAN		
Interior Door Hardware	STANDARD		
PAINT - Throughout	PERFECT TOUCH DIRECTLY		

FIREPLACE

Location / Insert / Mantle	STANDARD		
----------------------------	----------	--	--

ACCESSORIES

Mirrors	YES	BATH ACCESSORIES	UPGRADE
---------	-----	------------------	---------

APPLIANCE REQUIREMENTS

GAS LINE TO BBQ	STANDARD	ELECTRICAL for Built-in Oven	N/A
GAS LINE & ELECTRICAL TO STOVE	YES	ELECTRICAL for Built-in Micro	N/A
GAS LINE & ELECTRICAL TO DRYER	N/A	ELECTRICAL for Cooktop	N/A
HOOD FAN VENT SIZE	6 INCH	ELECTRICAL for Bar Fridge	N/A
WATERLINE to Fridge	YES		

DISCLAIMER

INITIALS

Any changes to the colour chart after signing are subject to a <b>\$5000</b> administration fee plus costs				
Purchaser has checked and acknowledged accuracy of colour and selections before signing.				

Colours of all materials are as close as possible to Builders selection but not necessarily identical due to dye lot variances in manufacturing/manufacturers. Due to construction progress some items may have been pre-selected or installed. In this event the Vendor's selection must be accepted by the purchaser

<b>SITE / LOT:</b>	<b>WASAGA</b>	<b>129</b>
<b>PURCHASER(S):</b>	<b>MARIE PERI</b>	
<b>PURCHASER(S):</b>		
<b>CONTACT:</b>		

\*\*\*\*FOR TRADE USE\*\*\*\*

SIGNATURES / DATE

Any upgrades in the colour chart must be accompanied with a PES. It is the responsibility of all Trades to inform the builder of any discrepancies on sketches, PES and/or colour charts <u>PRIOR</u> to installation.		PURCHASER SIGNATURE	
		PURCHASER SIGNATURE	



DÉCOR CONSULTANT

SIMONE

Vendor APPROVAL

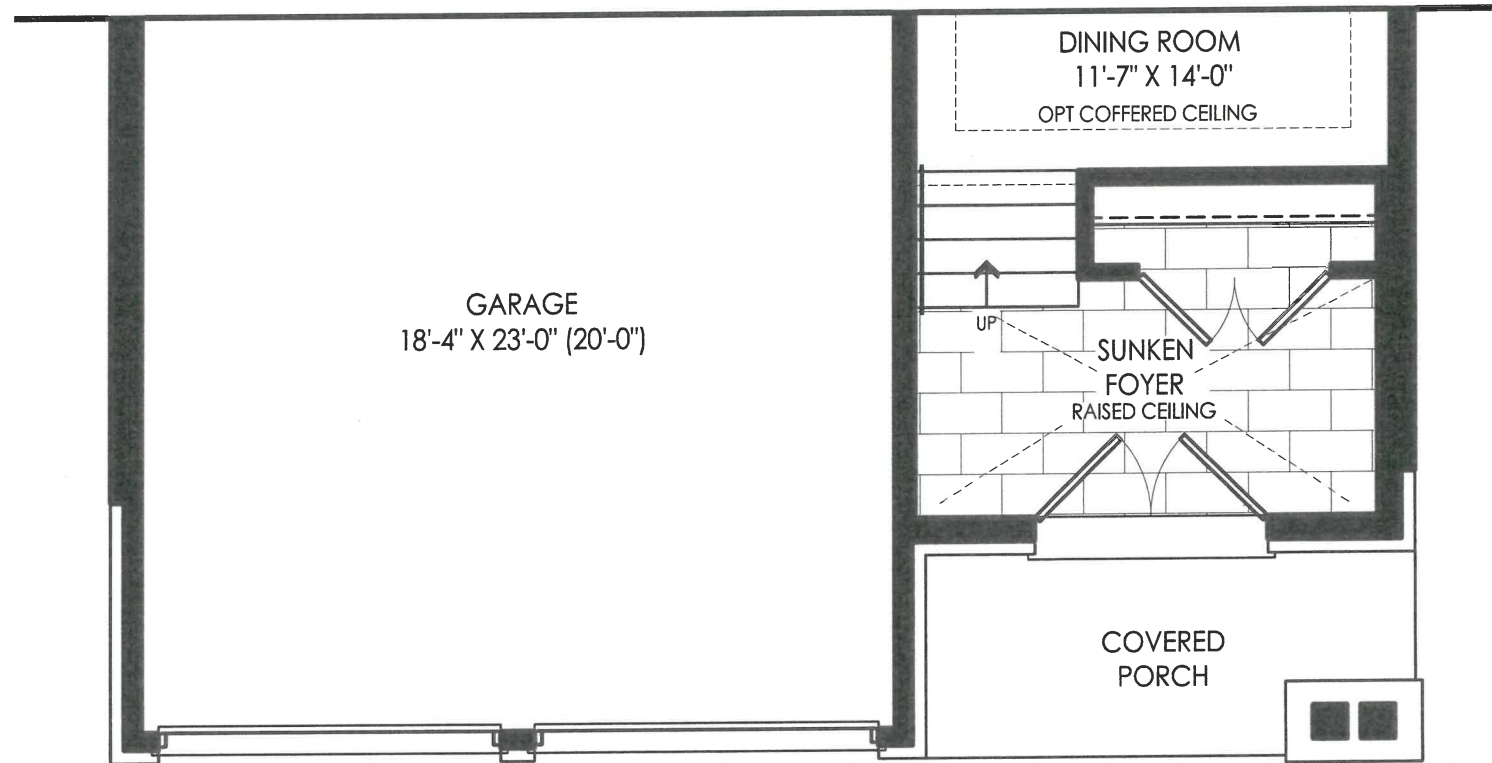






40040

15



**Elevation C**  
Ground Floor

129  
40-04 ©



C



40-04 ©

189





CLIENT NAME: ZANCOR HOMES  
SHIP TO: SHORELINE POINT

DRAFTED BY: FERNANDA  
COMMENT

PH:  
CELL:

DATE SUBMITTED  
16 Jun 2021

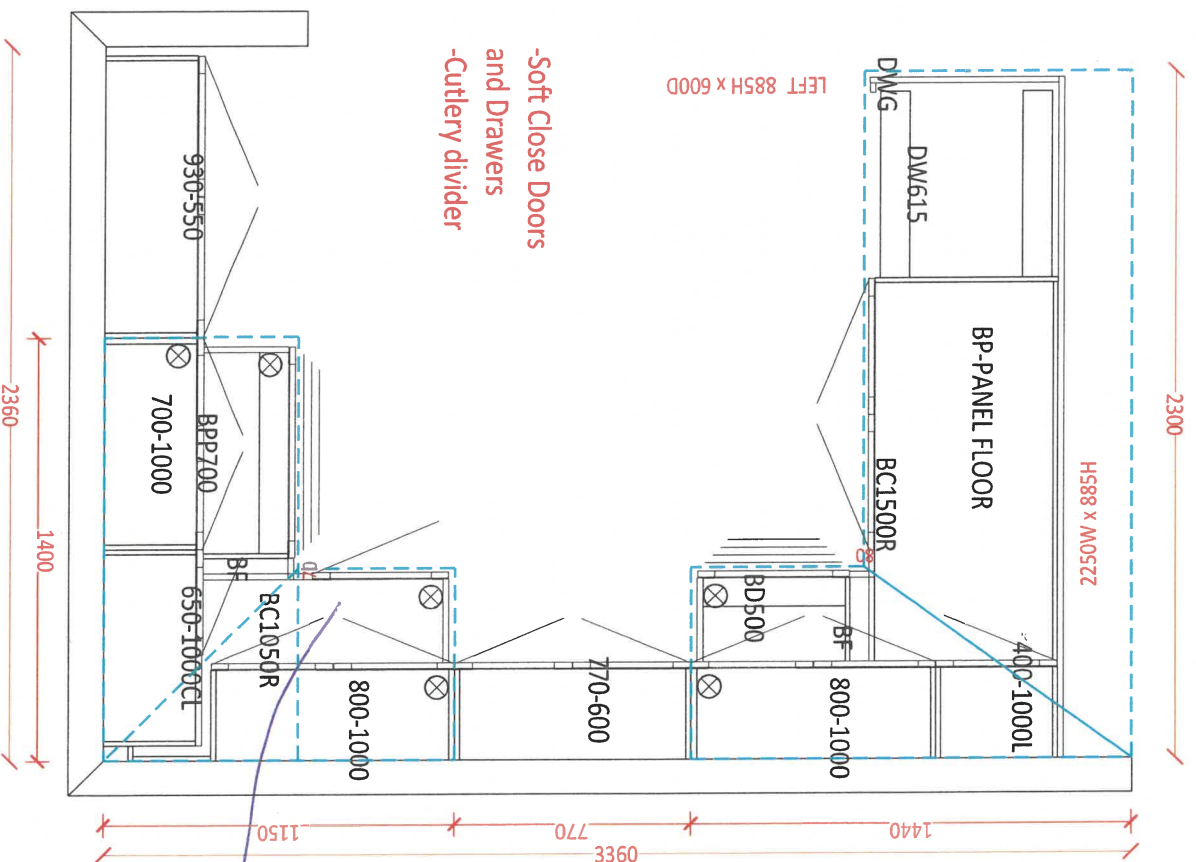
JOB NUMBER

INSTALL DATE:

PAGE  
10 of 12

P/O #

40-04  
KITCHEN



-Soft Close Doors  
and Drawers  
-Cutlery divider

- TWO TONE  
- WPG 1

129.



CLIENT NAME: ZANCOR HOMES  
SHIP TO : SHORELINE POINT

JOB NUMBER

INSTALL DATE:

PH:  
CELL :

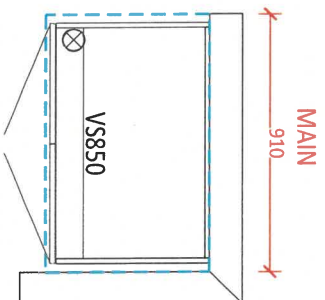
DRAFTED BY: FERNANDA  
COMMENT

P/O #

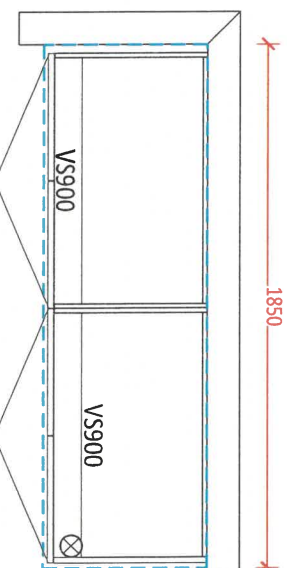
PAGE  
12 of 12

16 Jun 2021

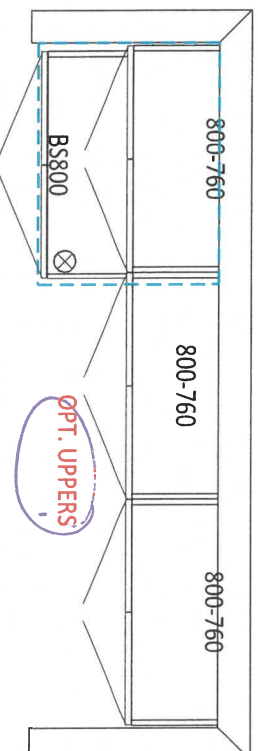
40-04



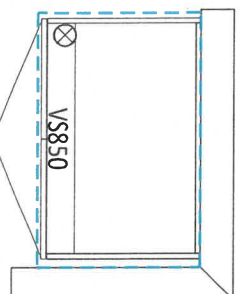
MASTER ENSUITE



LAUNDRY



OPT. BASEMENT BATH









## Prism Series


34" Linear Electric Fireplace

BLF3451



The best-selling electric linear fireplace just got better with the all new Prism Series. Sparkling with intensity in a full spectrum of colors, the Prism effect illuminates the diamond-like acrylic ice ember bed in a show-stopping effect. Plug-in or hard-wire, hung on the wall or built-in; the Prism Series is beautifully versatile.


 **PRISM**  
series



# Prism Series

## 34" Linear Electric Fireplace

BLF3451



### Accessories



Driftwood and River Rock Accessory Package - 34" LF34DWS-KIT



Multi-function Remote

120 Volts | 1,220 Watts | 4,163 BTU

Model #	Description	Lbs / Kg	UPC	Wty. <sup>1</sup>	Carton Dimensions (WxHxD)		Cube	
					Inches	cm	ft <sup>3</sup>	m <sup>3</sup>
BLF3451	34" Linear Electric Fireplace	60 / 27.2	781052 098763	2 yr.	39 x 23-1/4 x 13	99.1 x 58.9 x 33	6.8	0.2
LF34DWS-KIT	34" Driftwood and River Rock Accessory Kit	6.1 / 2.7	781052 102835		33-1/4 x 4-7/8 x 8-1/8	84.5 x 12.45 x 20.6		

Specifications, finishes and dimensions are subject to change. <sup>1</sup>Limited warranty. ©2020 Glen Dimplex Americas  
Glen Dimplex Americas | 1-800-668-6663 | [www.dimplex.com](http://www.dimplex.com)

### Features

- The Original Dimplex Flame Effect**  
A blend of technology, artistry and craftsmanship that sets the standard for realism.
- Acrylic Ice Media Bed**  
Light plays through different size pieces and sparkle in a spectrum of colors.
- Media Accent Colors**  
Choose from a variety of brilliant color themes or cycle through a range of colors using the custom mode, freezing on the hue of your choice.
- Flexible Installation**  
Simply surface mount and plug-in or fully-recess and direct wire for a seamless installation
- Hanging Glass Design**  
Detachable glass trim easily finishes rough openings and provides access to media.
- Remote Thermostat Control**  
Temperature control at your fingertips for convenient comfort.
- Multi-function Remote**  
Control the flame, heat and thermostat from the comfort of your chair.
- LED Lighting**  
Flame and lights use brilliant, low-energy LED's that require zero maintenance.
- All-season Flames**  
Enjoy the unique charm of a fireplace 365 days a year using the flames without the heat.
- Cool-touch Glass**  
Glass remains cool making it safe for any location and any user.
- Low Carbon Footprint**  
The most sustainable fireplace option; no emissions and 100% efficient.

SE-021-R04-041520

129



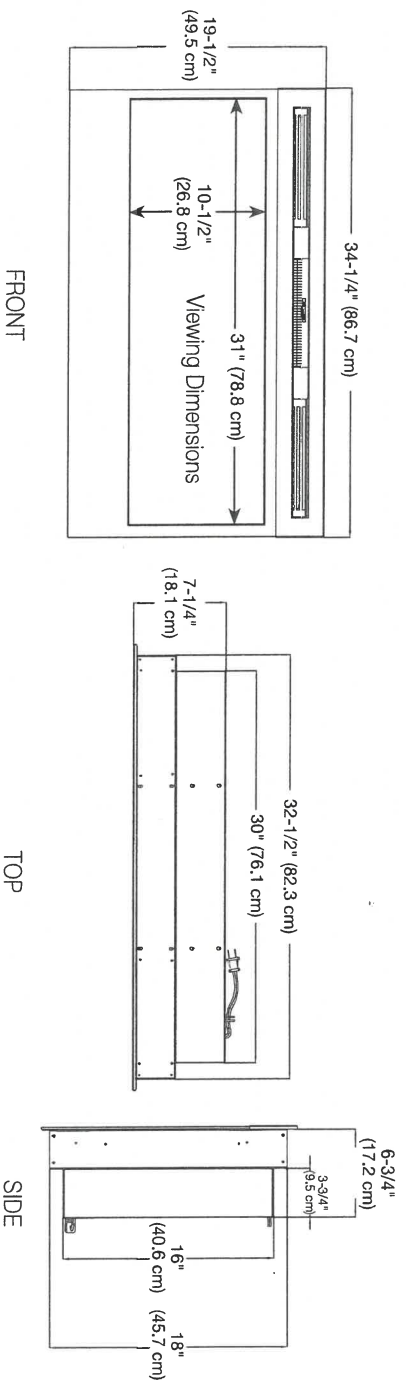


# Prism Series

## 34" Linear Electric Fireplace

BLF3451

### Product Dimensions:



### Installation Options and Framing Dimensions

#### 3 Mounting Options

