

CONSTRUCTION SUMMARY OF EXTRAS
Printed 2020-12-29 / 3:17 PM / Page 1 of 2

Site: INNISFIL
Lot: 35W
Model: DELTA 50-07 (D)
Purchaser: TERESA MAGNO
Phone/Email: 416-880-6057



DESCRIPTION		DATE SELECTED
BONUS PACKAGE: 3 PIECE STAINLESS STEEL APPLIANCES WITH WHITE TOP LOAD WASHER & DRYER	INCLUDED IN APS	
BONUS PACKAGE: STAINLESS STEEL HOOD FAN	INCLUDED IN APS	
#1 SMOOTH CEILINGS ON MAIN FLOOR	AUGUST 4 2020	
#2 8 FOOT HIGH INTERIOR DOORS	AUGUST 4 2020	
#3 8 FOOT HIGH GARAGE MAN DOOR	AUGUST 4 2020	
#4 ***KITCHEN DRAWING TO BE PROVIDED FOR HOMEOWNER TO SIGN OFF & APPROVE	AUGUST 4 2020	* SEE REFERENCE ATTACHED
#5 Kitchen - Upgrade 2 Cabinets	AUGUST 4 2020	
#6 Kitchen - fridge panels	AUGUST 4 2020	
#7 Kitchen Hidden Light Valance (electrical sold separately) **LIKE MODEL HOME LOT 6	AUGUST 4 2020	
#8 Kitchen - Pantry 24 inches deep **includes dividers at the top cabinets out of the shelving on fridge wall	AUGUST 4 2020	
#9 Kitchen - Built in Microwave beside fridge with pot drawers below	AUGUST 4 2020	
#10 ELECTRICAL FOR BUILT IN MICROWAVE	AUGUST 4 2020	
#11 Kitchen - Extend Kitchen by 13 feet *LIKE MODEL HOME LOT 6 (INCLUDES DESK & HUTCH)	AUGUST 4 2020	
#12 Kitchen - 4 Clear Glass doors **LIKE MODEL HOME LOT 6	AUGUST 4 2020	
#13 Kitchen - Matching Interiors for glass doors	AUGUST 4 2020	
#14 Kitchen - delete cabinets above stove for future hood fan	AUGUST 4 2020	
#15 Kitchen - Stacked Uppers throughout *LIKE MODEL HOME LOT 6	AUGUST 4 2020	
#16 Kitchen - in island - Garbage Pullout	AUGUST 4 2020	
#17 Kitchen - Opening for Wine fridge in island **INCLUDES ELECTRICAL	AUGUST 4 2020	
#18 Kitchen - Standard bank of drawers (1 small, 2 large) to the right of stove and add another set to the left	AUGUST 4 2020	
#19 KITCHEN - UPGRADE HANDLES/KNOBS (DRAWERS K1800BC; DOORS K400BC; ***POT DRAWERS UNDER MICROWAVE TO HAVE THE HANDLES)	AUGUST 4 2020	
#20 KITCHEN - PLUMBING - UPGRADE SINK - SUPER SINGLE BLANCO 401518 *MOEN RILEY FAUCET STAINLESS	AUGUST 4 2020	
#21 KITCHEN COUNTERTOP - UPGRADE 2	AUGUST 4 2020	
#22 SEE LOCATION OF STOVE AND FRIDGE	AUGUST 4 2020	
#23 KITCHEN BACKSPLASH - UPGRADE 5 (STOVE AREA ONLY)	AUGUST 4 2020	
#24 VINYL FLOORING - TO GREAT ROOM, MAIN HALL, LIVING ROOM, DINING ROOM IN LIEU OF STANDARD	AUGUST 4 2020	
#25 VINYL FLOORING - TO KITCHEN & BREAKFAST IN LIEU OF TILES	AUGUST 4 2020	
#26 CARPET - UPGRADE 1 WITH UPGRADE UNDERPAD IN BEDROOMS	AUGUST 4 2020	
#27 TILES - FOYER UPGRADE 1 *BRICK	AUGUST 4 2020	
#28 TILES - MASTER ENSUITE FLOOR UPGRADE 1 *BRICK	AUGUST 4 2020	
#29 TILES - MASTER ENSUITE SHOWER - INSTALL FLOOR TILES ON WALL *BRICK	AUGUST 4 2020	
#30 MASTER ENSUITE SHOWER FLOOR - UPGRADE TO MARBLE	AUGUST 4 2020	
#31 MASTER ENSUITE COUNTERTOP - UPGRADE 1 - INCLUDES OVAL UNDERMOUNT SINK	AUGUST 4 2020	
#32 PLUMBING - UPGRADE MASTER ENSUITE FAUCETS TO VICHY **INCLUDE MATCHING 24 INCH TOWEL BAR & TOILET PAPER HOLDER	AUGUST 4 2020	
#33 MASTER ENSUITE - DELETE ONE SINK AND INSTALL TO ONE SIDE **SEE DRAWING ***ADD STANDARD VANITY BANK OF DRAWERS	AUGUST 4 2020	
#34 STAIN STAIRS TO MATCH FLOORING AS CLOSE AS POSSIBLE	AUGUST 4 2020	
#35 RAILINGS - OAK PROVICAL PICKETS WITH MATCHING POSTS & HANDRAIL	AUGUST 4 2020	
#36 ELECTRICAL - KITCHEN LED STRIP LIGHTING	AUGUST 4 2020	
#37 GAS LINE TO STOVE **INCLUDES 15 AMP PLUG	AUGUST 4 2020	
#38 WATERLINE TO FRIDGE	AUGUST 4 2020	

CONSTRUCTION SUMMARY OF EXTRAS

Printed 2020-12-29 / 3:17 PM / Page 2 of 2

Site:

Lot:

Model:

Purchaser:

Phone/Email:

INNISFIL
35W
DELTA 50-07 (D)
TERESA MAGNO
416-880-6057








DESCRIPTION		DATE SELECTED
#39	ELECTRICAL - POTLIGHTS IN GREAT ROOM (X4) RELOCATE STD TO BE OVER ISLAND	AUGUST 4 2020
#40	ELECTRICAL - POTLIGHTS IN BREAKFAST (X4), STD TO REMAIN	AUGUST 4 2020
#41	ELECTRICAL - POTLIGHTS IN KITCHEN (X4), RELOCATE STD TO BE OVER ISLAND	AUGUST 4 2020
#42	ELECTRICAL - POTLIGHTS IN MAIN HALL (X3), RELOCATE STD HALL LIGHT TO LIVING ROOM	AUGUST 4 2020
#43	LAUNDRY ROOM - BASE CABINET FOR SINK AND COUNTERTOP ACROSS WASHER & DRYER	AUGUST 4 2020
#44	TILES - BASEMENT FOYER - UPGRADE 1 *BRICK	AUGUST 4 2020

ZANCOR HOMES COLOUR CHART

CABINETRY / COUNTERTOPS				
	DOOR STYLE	HARDWARE	COUNTERTOP	EDGE
Kitchen	ALGONQUIN MDF - CONCRETE GREY (2)	SEE EXTRAS	EMERSTONE CARRARA WHITE (2)	
Island	ALGONQUIN MDF - CONCRETE GREY (2)	SEE EXTRAS	EMERSTONE CARRARA WHITE (2)	
Master Ensuite	SIERRA PVC - WHITE	H600BC	BIANCO LUNA MARBLE (1)	
Main Bath	SIERRA PVC - WHITE	H600BC	1573-60	
Laundry Base & Countertop	SIERRA PVC - WHITE	H600BC	1573-60	
TILES				
Main Foyer	LOFT ASH 12 X 24 **BRICK (1)			
Basement Foyer	LOFT WHITE 12x24 *BRICK			
Kitchen	VINYL			
Breakfast	VINYL			
Kitchen Bk.Splash	UPGRADE 5 - ARABESQUE WHITE GLOSSY **STOVE AREA ONLY			
Laundry	CINO GREY 13 X 13			
Mstr Ensuite Floor	LOFT ASH 12 X 24 *BRICK (1)			
Mstr Ensuite Shower WALL	LOFT ASH 12 X 24 *BRICK (1)			
Master Shower Floor	HEXAGON MOSAIC - ORIENTAL WHITE AND GREY BORDER			
Master Shower JAMB	BIANCO CARRARA			
Main Bath Floor	CINO GREY 13 X 13			
Main Bath Tub Wall	KEATON ICE 8 X 10			
HARDWOOD / CARPET				
Kitchen	VINYL - TORLYS EVERWOOD PREMIER - 4-7/8" COLOUR OYSTER BAY in lieu of tile			
Breakfast	VINYL - TORLYS EVERWOOD PREMIER - 4-7/8" COLOUR OYSTER BAY in lieu of tile			
Family Room	VINYL - TORLYS EVERWOOD PREMIER - 4-7/8" COLOUR OYSTER BAY in lieu of standard			
Dining Room	VINYL - TORLYS EVERWOOD PREMIER - 4-7/8" COLOUR OYSTER BAY in lieu of standard			
Main hall	VINYL - TORLYS EVERWOOD PREMIER - 4-7/8" COLOUR OYSTER BAY in lieu of standard			
Living Room	VINYL - TORLYS EVERWOOD PREMIER - 4-7/8" COLOUR OYSTER BAY in lieu of standard			
Master Bedroom	CARPET - UPGRADE 1 LANDSLIDE COLOUR CINDER FOX w/UPGRADE 1 UNDERPAD			
Bedroom 2	CARPET - UPGRADE 1 LANDSLIDE COLOUR CINDER FOX w/UPGRADE 1 UNDERPAD			
Basement Foyer	- CARPET - UPGRADE 1 LANDSLIDE COLOUR CINDER FOX w/UPGRADE 1 UNDERPAD			
FIREPLACES				
LOCATION	NF15	MANTLE	GREAT ROOM	
MIRRORS & ACCESSORIES		PLASTER MOULDING		
Mirrors	DELETE	Opt. Crown Moulding	N/A	
Bathroom Accessories	DELETE IN MAIN / UPGRADE IN MASTER	Location	N/A	
Purchaser has reviewed the colour chart			SITE & LOT	
FOR TRADE USE			INNISFIL	35W
Any upgrades in the colour chart must be accompanied with a PES. It is the responsibility of all Trades to inform the builder of any discrepancies on sketches, PES and/or colour charts PRIOR to installation.				
** PAGE 1 OF 2 **			Purchaser Initial	Vendor

ZANCOR HOMES COLOUR CHART

Stair Stain / Species:		STAIRS, RAILING & PICKETS & STAIR STAIN			
Main to Basement Railing Details:		STAIN STAIRS TO MATCH FLOOR AS CLOSE AS POSSIBLE			
		UPGRADE 3 - PROVINCIAL STYLE OAK PICKETS WITH MATCHING HANDRAIL & POSTS			
TRIM					
Casing/Baseboards		STANDARD			
Interior Doors		STANDARD STYLE - 8 FEET HIGH			
Interior Door Hardware		STANDARD			
Exterior Door Hardware		STANDARD			
PAINT					
THROUGHOUT		WARM GREY			
PLUMBING- UPGRADES TO BE DETAILED ON PES					
Kitchen	FIXTURES	FAUCETS	NOTES		
Master Ensuite	UPGRADE	UPGRADE			
Main Bath	UPGRADE	UPGRADE			
Laundry	STANDARD	STANDARD			
ZANCOR APPLIANCE REQUIREMENTS-UPGRADES TO BE DETAILED ON PES					
Appliance Package received in 'Schedule E'		YES / NO Package Name:			
GAS LINE TO STOVE	UPG (SEE PES)	DECLINED	NOTES		
WATERLINE to Fridge	YES				
Hood Fan Venting SIZE	YES				
ELECTRICAL for Built-in Oven	6 INCH				
ELECTRICAL for Built-in Micro / OTR	NO				
ELECTRICAL for Gas Stove / Cooktop	YES				
ELECTRICAL for Bar Fridge	YES				
DISCLAIMER			INITIALS		
Colours of all materials are as close as possible to Builders selection but not necessarily identical due to dye lot variances in manufacturing/manufacturers. Due to construction progress some items may have been pre-selected or installed. In this event the Vendor's selection must be accepted by the purchaser			<div>  </div>		
Any changes to the colour chart after signing are subject to a \$5000 administration fee plus costs			<div>  </div>		
Purchaser has checked and acknowledged accuracy of colour and selections before signing.			<div>  </div>		
SITE:	INNISFIL	LOT:	35W		
PURCHASER(S):	TERESA MAGNO				
HOME #/CELL #					
EMAIL:					
DÉCOR NOTES		<div> <div>Purchaser Signature</div> <div>Date</div> </div>			
<div> <div>***FOR TRADE USE***</div> <div>Any upgrades in the colour chart must be accompanied with a PES. It is the responsibility of <u>all trades</u> to inform the builder of any discrepancies on sketches, PES and/or colour charts <u>PRIOR</u> to installation.</div> <div>  </div> </div>		<div> <div> <div>Décor Consultant Signature</div> <div>Date</div> </div> <div> <div>Purchaser Signature</div> <div>Date</div> </div> </div>			
<div> <div>*** PAGE 2 OF 2 ***</div> </div>		<div> <div>  </div> <div> <div>Aug 7/2020</div> <div>Vendor Signature</div> <div>Date</div> </div> </div>			

35M

Product Specification Sheet

QUATRUS R15 U SUPER SINGLE


Satin brushed finish



PRODUCT DIMENSIONS



QUATRUS R15 U SUPER SINGLE	Colour Finish	Model No.
-------------------------------	---------------	-----------

	Satin brushed finish	401518
---	-------------------------	--------

FEATURES / SPECIFICATIONS

- German engineered with 304 series, 18-gauge stainless steel
- Practical 15 mm radius corners for easy cleaning
- X-pattern drain grooves quickly remove water from the sink
- Extra-large bowl size is ideal for busy families
- 18/10 chrome-nickel content for exceptional lustreand strength
- Rear-positioned drain holes maximize cabinet storage space

DESIGN AND PLANNING TIPS

Cabinet Size: 36" (915 mm)
Bowl depth: 9" (230 mm)
Depending on cabinet construction, a different cabinet size may be required.
Consult the cabinet manufacturer.

WARRANTY

Limited Lifetime warranty

Code/Standards Compliance

BLANCO sinks and faucets are third-party tested and certified to CSA, cUPC, ANSI/ASME and NSF standards and listed by applicable certification bodies. For more information on individual product listings, contact our office or listing organization.

BLANCO CANADA 100 Corporation Drive Brampton, ON L6S 6B5	Tel: 905 494 2400 Fax: 905 494 2425 www.blancocanada.com	Toll Free: 1 877 425 2626 Toll Free: 1 877 825 2626	@ 2016 BLANCO CANADA
--	--	--	----------------------

THE
GALLERY
BY ZANCOR

INTERIOR FINISHES ACKNOWLEDGEMENT / WAIVER

Purchaser accepts and acknowledges that the Builder reserves the right to substitute materials with those of equal or better quality where the manufacture, scheduling or delivery of materials may directly impact the Builder's ability to meet its contractual obligations under the Agreement of Purchase and Sale.

UPGRADES/EXTRAS: All upgrades and additional selections indicated on the colour chart must be accompanied by an upgrades/extras sheet (PES) and full payment otherwise the selection will be invalid. All colour charts and upgrades/extras will not proceed until verified and signed by an authorized signing officer at the Vendor's head office. **CHANGES WILL NOT BE PERMITTED UPON COMPLETION AND SUBMISSION OF THE COLOUR CHART.**

PORCELAIN & NATURAL STONES: Due to the properties of natural stones including but not limited to **marble, granite, quartz**, no two pieces are exactly the same. Variations in colour, tone, granularity (pitting, fissures) and pattern are to be expected, including various lighting may affect the overall finished look. Stone tops are sealed at time of installation and should never be cleaned with lemon oil or vinegar. Stones are porous materials, therefore any spilled substance require immediate attention. Stone countertops require regular seal re-application as part of home maintenance. Purchaser acknowledges colour and product variations as well as natural imperfections may exist with the selection of natural stone materials and shall not hold the Vendor liable for provision of same.

STONE COUNTERTOP JOINTS: Purchaser is aware that one joint will be at each corner and on either side of slide-in-range (if applicable). It will also be where the length of the counter top exceeds the length of a stone slab. Slabs are usually approximately 5'x 8'.

CERAMIC TILES: Due to manufacturing, shade (dye lots), product variations may exist that can affect the overall look of the finished product. Although every effort will be made to ensure the colours and materials selected are as close as possible to the samples, the purchaser acknowledges that the sample tiles supplied in the Design Centre may not be identical to the materials installed in the home.

STAIR STAINS: Due to the natural properties of wood, many variables can affect the overall look of the finished product. Factors including but not limited to wood type, knotting, graining, density, age, humidity, and air temperature can result in substantial variations in stain intensity. The purchaser accepts that although the Vendor will do their best to match stain the unfinished stairs as close as possible to the pre-finished floors, it is not possible to have an identical match and that there MAY be shade differences between the two products.

CABINETRY: Due to the natural properties of wood, slight variations apparent with cabinetry are to be expected. This includes but not limited to wood species, wood grain, colour, finish, product variations, and natural imperfections are all factors that may affect the overall look of the finished product. Such factors make exact colour matching impossible. The type and intensity of lighting in the areas of designated cabinetry placement may also highlight characteristics of cabinetry finish. All cabinets shall be finished with a white melamine interior box unless a finished interior is upgraded. Due to building specifications and/or on-site conditions, certain cabinetry upgrades may not be possible. The purchaser acknowledges that the Builder cannot guarantee the cabinetry finish or provision of certain upgrades and shall not hold the Builder liable for provision of same.

UPGRADES/EXTRAS: All upgrades and additional selections indicated on the colour chart must be accompanied by an upgrades/extras sheet (PES) and full payment otherwise the selection will be invalid. All colour charts and upgrades/extras will not proceed until verified and signed by an authorized signing officer at the Vendor's head office. **CHANGES WILL NOT BE PERMITTED UPON COMPLETION AND SUBMISSION OF THE COLOUR CHART.**

HARDWOOD / LAMINATE FLOORING: Due to the properties of wood and laminate, many variables can affect the overall look of the finished product. Variations include but not limited to wood type or laminate finish, colour/stain and wood grain are significant factors that make exact colour matching impossible. The purchaser acknowledges that the hardwood flooring is a pre-finished product in a controlled environment. Expansion, compression and cupping are characteristics of hardwood flooring once installed in the home. The purchaser acknowledges these may become apparent over time and despite the Builders' efforts to install the hardwood flooring materials in keeping with good workmanship, the Builder shall not be responsible nor held liable for minor variances of fluctuation in hardwood flooring materials.

HARDWOOD / LAMINATE WAIVER:

I/We understand hardwood flooring is classified as a porous material and as such not recommended by the Builder in certain areas. I/We understand there is a concern due to possible water and other substances being frequently splashed or spilled on to the floor and in contravention of Ontario Building Code Section 9.30.1.2(1).

"Finished flooring bathrooms, kitchens, public entrance halls, laundry & general storage areas shall consist of resilient flooring, felted-synthetic-fibre floor coverings, concrete, terrazzo, ceramic tile, mastic or other types of flooring providing similar degrees of water resistance.

I/We are prepared to assume full responsibility for any damage caused to the hardwood floor or subfloor due to moisture absorbency in the mentioned areas, and agree to waive any claims against the Township of residence, TARIION and/or the Builder in relation to the matter.
****SEE COLOUR CHART FOR LOCATIONS****

DATE

SITE

LOT

Aug 4/2020

Finish 1

35W

ZANCOR

THE GALLERY

BY ZANCOR

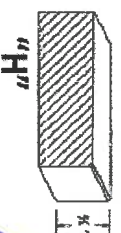
Stone Countertop Edge Profiles

Where applicable as per site specifications

Standard Countertop
Edge in Kitchen

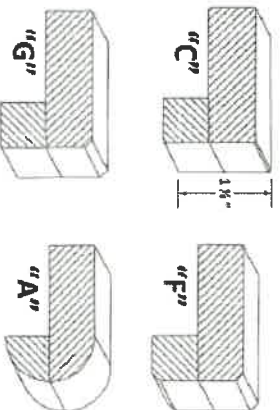


Standard Countertop
Edge in Vanity

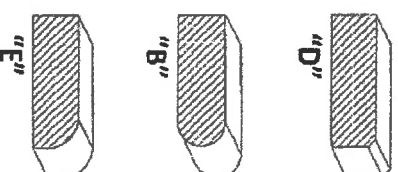


Option 1 – Countertop Edges

Optional Edge in
Kitchen - \$250

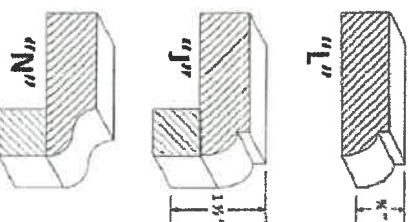


Optional Edge in
Vanity - \$125

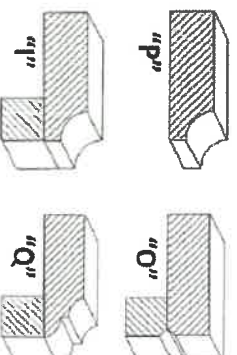


Option 2 – Countertop Edges

Option 2 Edge in
Kitchen – Custom \$\$



Option 2 Edge in
Vanity – Custom \$\$



DATE Aug 4/2020

SITE 1mish1

LOT 35W

Homeowner(s) Initials [Signature]

ZANCOR

221 North Rivermede Road, Concord, Ontario L4K 3N7 * T: (905) 738.7010 F: (905) 738.5948

THE
GALLERY
BY ZANCOR

HOME AUTOMATION
(Cable, CAT5, Telephone)

LOT / SITE:

35W Ingsf1

HOMEOWNERS:

Maggi

DATE:

Aug 4/2020

OPTION 1

I/we the Homeowner(s) have chosen to contact the Home Automation Company to select the locations of the rough-ins for Cable, CAT5, Telephone as included in our Agreement of Purchase Sale.

I/we the Homeowner(s) will contact the trade within 4 weeks of the date of this release to select locations of the standard rough-ins review other optional products for purchase.

Trade: Smart -Tech Systems Ltd.

Phone: (905) 761-6469

Rep: Ricky Khairi

Location: 200 Millway Avenue, Unit #8
Concord, Ont L4K 5K8

Should the homeowner not make these selections within the sufficient time provided, the rough-ins as mentioned above will be installed in locations at the Vendor's discretion.


Homeowner(s) Initial

OPTION 2

I/we the Homeowner(s) have chosen to not contact the home automation company. I/we the Homeowner(s) have selected the locations for the standard rough-ins for Cable, CAT5, Telephone that are included in the Agreement of Purchase and Sale directly with a décor rep.

Homeowner(s) Initial

ZANCOR

THE
GALLERY
BY ZANCOR

RELEASE FORM
BRICK/JOINT PATTERN INSTALLATION

LOT / SITE:

350 1mish1

HOMEOWNERS:

Manno

DATE:

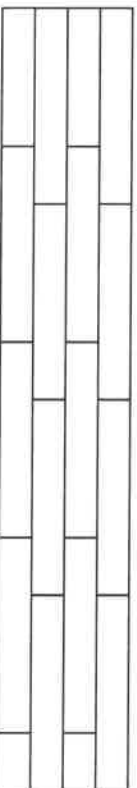
Aug 4/2020

Brick installation requires an additional charge and will be included on the extras if selected

Large tiles installation for floor and wall) – ½ Brick

Please be advised it has come to our attention, that due to production, many of the over-sized and odd shaped, man-made tiles (i.e. porcelain & ceramic), have been found to have a slight bow in the tile. It is a standard occurrence with all suppliers and manufacturers.

It is therefore recommended, that if and when a purchaser requests to install one of these tiles in a brick-joint pattern, that it be installed on a ½ brick pattern, to try to avoidlippage. Attached with this letter, you will find a layout of the ½ brick installation that has been recommended.



Locations:

Foyer H/E.

Please understand, even in using this ½ brick installation, there may still be minimal lippage which cannot fully be eliminated.

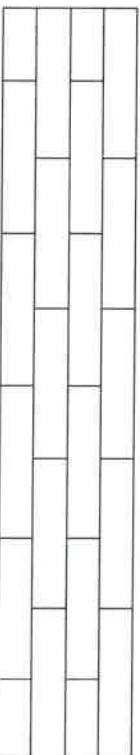
Hence, when there is a request for brick-joint installation, Zancor Homes and their contractor, cannot be held responsible for this matter.

Homeowner(s) Initial

[Signature]

(Small tile installation for walls) – ½ Brick

Purchaser requests to install small wall tiles on a backsplash or shower wall in a brick-joint pattern, that it be installed on a ½ brick pattern.



Locations:

Homeowner(s) Initial

ZANCOR

221 North Rivermede Road, Concord, Ontario L4K 3N7 * T: (905) 738.7010 F: (905) 738.5948

THE
GALLERY
BY ZANCOR

APPLIANCE ACKNOWLEDGEMENT

CONTACT: Wayne @ Coast Appliances (905) 303-6909 / 1748 Credit Stone Circle, Vaughan

- ▶ NOTE: Any upgraded appliances are to be paid by the Purchaser, directly to the appliances company.
- ▶ Additional charges to the Purchaser may apply for cabinetry, electrical and plumbing in order to accommodate the specs given by the homeowner.
- ▶ It is the Purchaser's responsibility to provide Zancor Homes with the correct specification for each appliance where it exceeds the standard openings. Zancor Homes will not be responsible for appliances not fitting due to late changes.
- ▶ It is the Purchasers responsibility to coordinate delivery, installation and hook up of appliances and to ensure they are installed as per Manufacturers specifications after closing.
- ▶ Standard appliance openings are approximate and the minimum required. Sizes may vary due to onsite condition and/or when modifications have been made to the cabinetry.

STANDARD OPENINGS ACCEPTED BY PURCHASER:

Fridge Opening	▶ 36" (+/-) x 74" (+/-)	**Space above the fridge is required due to proper air flow
Stove Opening	▶ 30"	Hood Fan Opening ▶ 30"
Dishwasher Opening	▶ 24"	Hood Fan Vent ▶ 6"

Appliance Specs are DUE 2 WEEKS FROM SIGNED DATE (if not received during appointment)

Specs that require changes/modifications after this date will not be accepted

UPGRADE APPLIANCE OPENING REQUIREMENTS:

FRIDGE	<input type="checkbox"/> Built-In	<input type="checkbox"/> Flush Inset
	<input type="checkbox"/> Paneled / Integrated	<input type="checkbox"/> Water Line Required

RANGE	<input type="checkbox"/> 36"	<input type="checkbox"/> Cooktop (Apron front)
	<input type="checkbox"/> 48"	<input type="checkbox"/> Cooktop (Dropin)
	<input checked="" type="checkbox"/> Gas	**Countertop Cut-out charge required for cooktop
	<input type="checkbox"/> Induction	

HOOD FAN & VENT	<input type="checkbox"/> Under Cabinet (Standard)	<input checked="" type="checkbox"/> 6 Inch (Standard)
	<input checked="" type="checkbox"/> Chimney (centre vent)	<input type="checkbox"/> 8 Inch
	<input type="checkbox"/> Insert / Liner	<input type="checkbox"/> 10 Inch

WALL OVEN & MICRO	<input type="checkbox"/> Single Oven	<input type="checkbox"/> Warming Drawer
	<input type="checkbox"/> Double Oven	<input type="checkbox"/> Over the Range Microwave
	<input type="checkbox"/> Steam Oven	<input checked="" type="checkbox"/> Built-in Microwave (*trim kit required)

DATE	Aug 4/2020	SITE	Innisfil	LOT	354
------	------------	------	----------	-----	-----

** Any upgrades checked in this appliance form must be accompanied with specs provided by the Purchaser.

***It is the responsibility of the trade to inform the Builder of any discrepancies with specs, sketches, extras and/or colour chart PRIOR to production/installation.


ZANCOR

221 North Rivermede Road, Concord, Ontario L4K 3N7 * T: (905) 738.7010 F: (905) 738.5948

Vichy™

Traditional | Transitional | Modern

With its cylindrical shapes, contoured edges and slim handle, Vichy gives modern style a soft touch.



**Single Handle
Lav Faucet
with Lift Rod Drain**

Model 6710

Chrome



**One Handle Roman Tub Faucet
with Hand Shower**

Model T967 / 4791



Chrome



FINISH OPTIONS:



C

To order, use model number only
** T90331 / 140680

35W

Master

Vichy™

Traditional | Transitional | Modern
With its cylindrical shapes, contoured edges and slim handle,
Vichy gives modern style a soft touch.



Eco-Performance Posi-Temp® Tub/Shower Faucet

Model T2663EP / 62320



Chrome

Eco-Performance Posi-Temp® Shower Only

Model T2662EP / 62320



Chrome



FINISH OPTIONS:



C


To order, use model number only

35 W
Master

Genta™

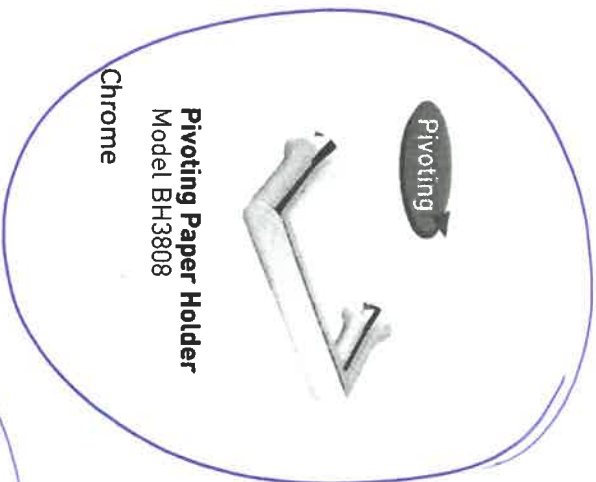
Traditional | Transitional | Modern

With its cylindrical shapes, contoured edges and slim handle, Vichy gives modern style a soft touch.



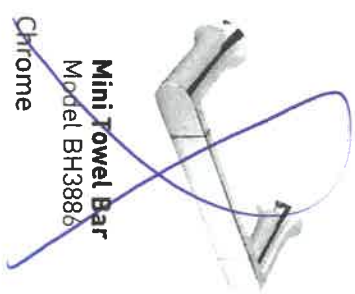
Robe Hook
Model BH3803

Chrome




Pivoting Paper Holder
Model BH3808

Chrome



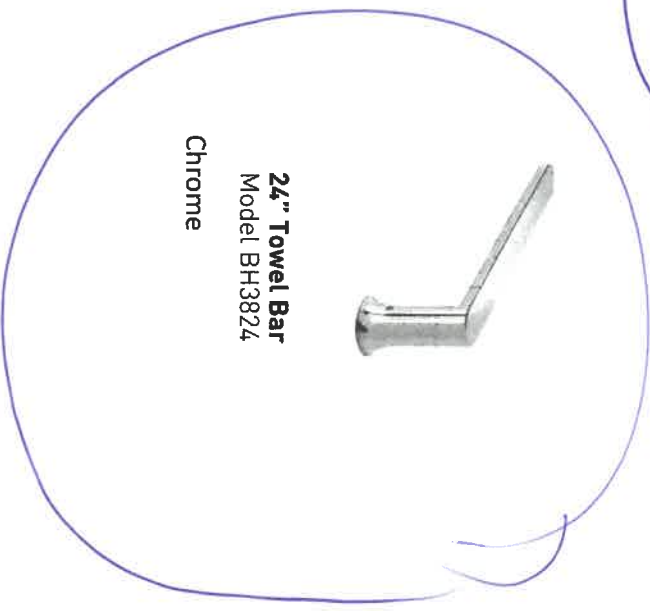
Mini Towel Bar
Model BH3886

Chrome




18" Towel Bar
Model BH3818

Chrome



24" Towel Bar
Model BH3824

Chrome



FINISH OPTIONS:



CH

To order, combine the model number with one of these finish letter(s):
Chrome (CH).

35W
Master