

FRIGIDAIRE


PROFESSIONAL

FPBC2278UF

FRENCH DOOR COUNTER-DEPTH REFRIGERATOR

21.6 CU. FT.

Smudge-Proof
STAINLESS STEEL



AVAILABLE
COLORS



Stainless


2-11 KING VILLAGE

SIGNATURE FEATURES




SpaceWise® Organization System

Our SpaceWise® Organization System makes it easy to keep food organized and accessible, with a flip-up shelf to fit taller items with ease, plus adjustable door bins and shelves that offer storage capacity and flexibility.




CrispSeal™ Crispers

Humidity-controlled CrispSeal™ crispers keep produce fresher longer, so you can waste less and save money.



Professional-Grade Design

Durable hardware and professional-grade design features including smoky door bins, door bin liners, edge-to-edge glass shelving with metallic trim, and a distinctive handle lend a high-quality look to your kitchen.



Get a built-in look with counter-depth design

Our counter-depth refrigerator gives you the built-in look without the remodel, and gives you over 4 inches of kitchen floor space back compared to standard French Door refrigerators.

PRODUCT DIMENSIONS

Height (Cabinet including Hinge)	69-7/8"
Width	36"
Depth (Including Door)	27-1/8"

MORE EASY-TO-USE FEATURES

Smudge-Proof™ Stainless Steel
Resists fingerprints and cleans easily.

Full-Width Deli Drawer

Easily store anything from meats and cheeses to sheet cakes and large platters in our fully-extendable, large capacity deli drawer.

Multi-level LED Lighting

Find fresh foods quickly with bright multi-level LED lighting.

EvenTemp™ Cooling System

Our EvenTemp™ cooling system keeps food cool without breaking a sweat, distributing air effectively so groceries stay at the right temperature.

SpaceWise® Freezer Organization System

Our SpaceWise® Freezer Organization System keeps frozen foods organized and accessible with deep freezer storage and an adjustable divider.

PureSource Ultra® II Ice & Water Filtration

Easily regulate both fresh food and freezer sections with LCD temperature controls on the ice and water dispenser that offer temperature adjustments with the touch of a button.

Dual Ice

Be ready for any occasion with two ice makers.

PureAir Ultra® II Air Filter

Fresh air offers great taste. Our PureAir Ultra® II air filters effortlessly keep the food in your refrigerator tasting fresh by removing odor particles with fast-acting, highly absorbent carbon technology.

FPBC2278UF

FRENCH DOOR COUNTER-DEPTH REFRIGERATOR

21.6 CU. FT.

FRIGIDAIRE
PROFESSIONAL

FEATURES

Door Design	Square Doors
Door Handle Design	Stainless Steel
Cabinet Finish	Gray
Door Stops / Door Closers	No / Yes
Door Hinge Covers	Hidden
Rollers - Front / Rear	Adjustable / Yes
Energy Saver Plus Technology	
Water Filter Location	Top-Right Fresh Food Section
Sound Package	Quiet Design

DISPENSER

Controls	LED Controls
Dispenser Design	Flush, Single-Paddle
User Interface Buttons	4 Dispenser / II Side Control
Crushed Ice / Cube Ice / Water	Yes/Yes/Yes
Ice Option / Freeze Option	No / PowerPlus® Freeze
Display On / Off Option	
Lock / Light	No / Yes
Temp / Door Ajar / Power Failure Alerts	Yes / Yes / Yes
Water Filter Change Indicator Light	Yes
Air Filter Change Indicator Light	Yes

REFRIGERATOR FEATURES

Lighting	Multi-Level LED
Water Filter Type	PureSource Ultra® II
Air Filter Type	PureAir Ultra® II
Flip-Up Shelves	1
Half-Width Fixed Shelves	3
Quarter-Width Sliding Shelves	
Cantilever Shelves	Yes
Full-Width Deli Drawer	1
Wine Rack / Can Dispenser	Yes/Yes
CrispSeal™ Crispers with Humidity Control	2
Dairy Compartment	1 Smoky (Right Door)
Gallon Fixed Door Bins	2 Smoky (1 per Door)
2-Liter Fixed Door Bins	1 Smoky
Gallon Adjustable Door Bins	2 Smoky
2-Liter Adjustable Door Bins	
Dispenser Bin	
Non-Slip Bin Liner / Bottle Retainers	5 Gray / No

FREEZER FEATURES

Effortless® Glide Freezer Drawer	Yes
Sliding Full-Width Freezer Baskets	1
Basket Dividers	2 (Upper and Lower Basket)
Lighting	LED
Automatic Ice Maker (2nd Ice Maker)	Yes

CERTIFICATIONS

Sabbath Mode (Star-K® Certified)	Yes
----------------------------------	-----

SPECIFICATIONS

Total Capacity (Cu. Ft.)	21.6
Refrigerator Capacity (Cu. Ft.)	14.8
Freezer Capacity (Cu. Ft.)	6.8
Power Supply Connection Location	Right Bottom Rear
Water Inlet Connection Location	Left Bottom Rear
Voltage Rating	120V / 60Hz / 15A
Connected Load (kW rating) @ 120 Volts¹	1.02
Amps @ 120 Volts	8.5
Minimum Circuit Required (Amps)	15
Shipping Weight (Approx.)	347 Lbs.

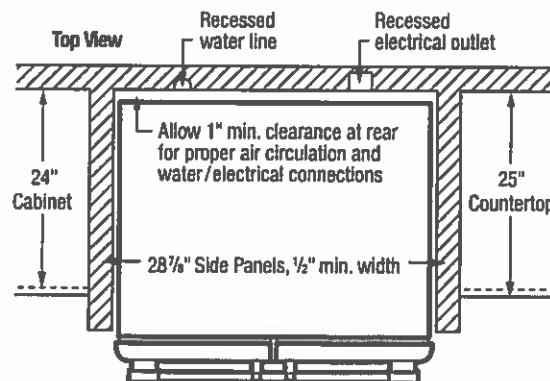
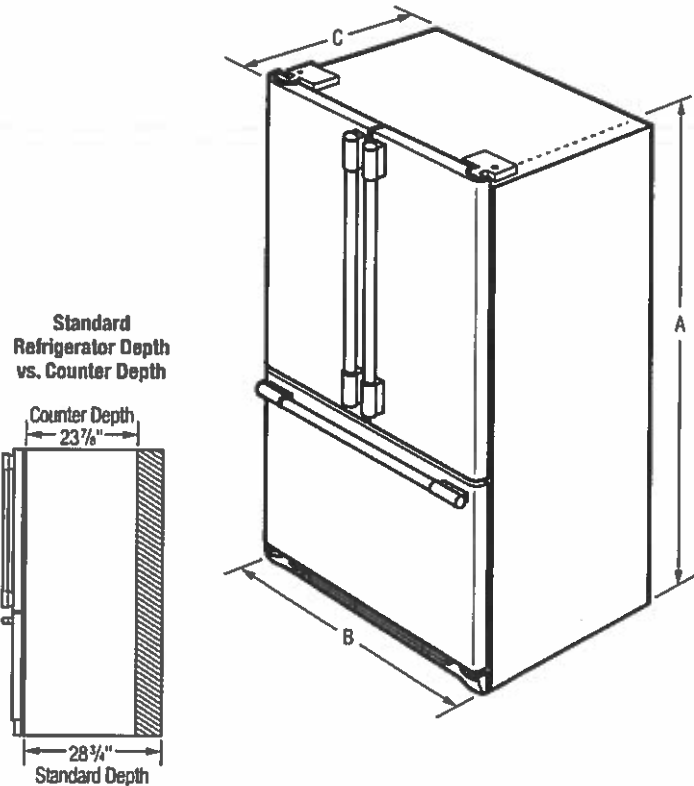
¹For use on adequately wired 120V, dedicated circuit having 2-wire service with a separate ground wire. Appliance must be grounded for safe operation.

PRODUCT DIMENSIONS

A - Height (Incl. Hinges & Rollers)	69-7/8"
B - Cabinet Width / Door Width	35-7/8" / 36"
C - Depth (Incl. Door)	27-1/8"
Depth with Door Open 90°	42-1/2"
Depth with Drawer Fully Extended (Incl. Handle)	44-7/8"

"BUILT-IN LOOK" CUTOOUT DIMENSIONS

Height (Incl. Hinges & Rollers)	70-1/4"
Width	36"
Depth	25"



2-11 KING VILLAGE

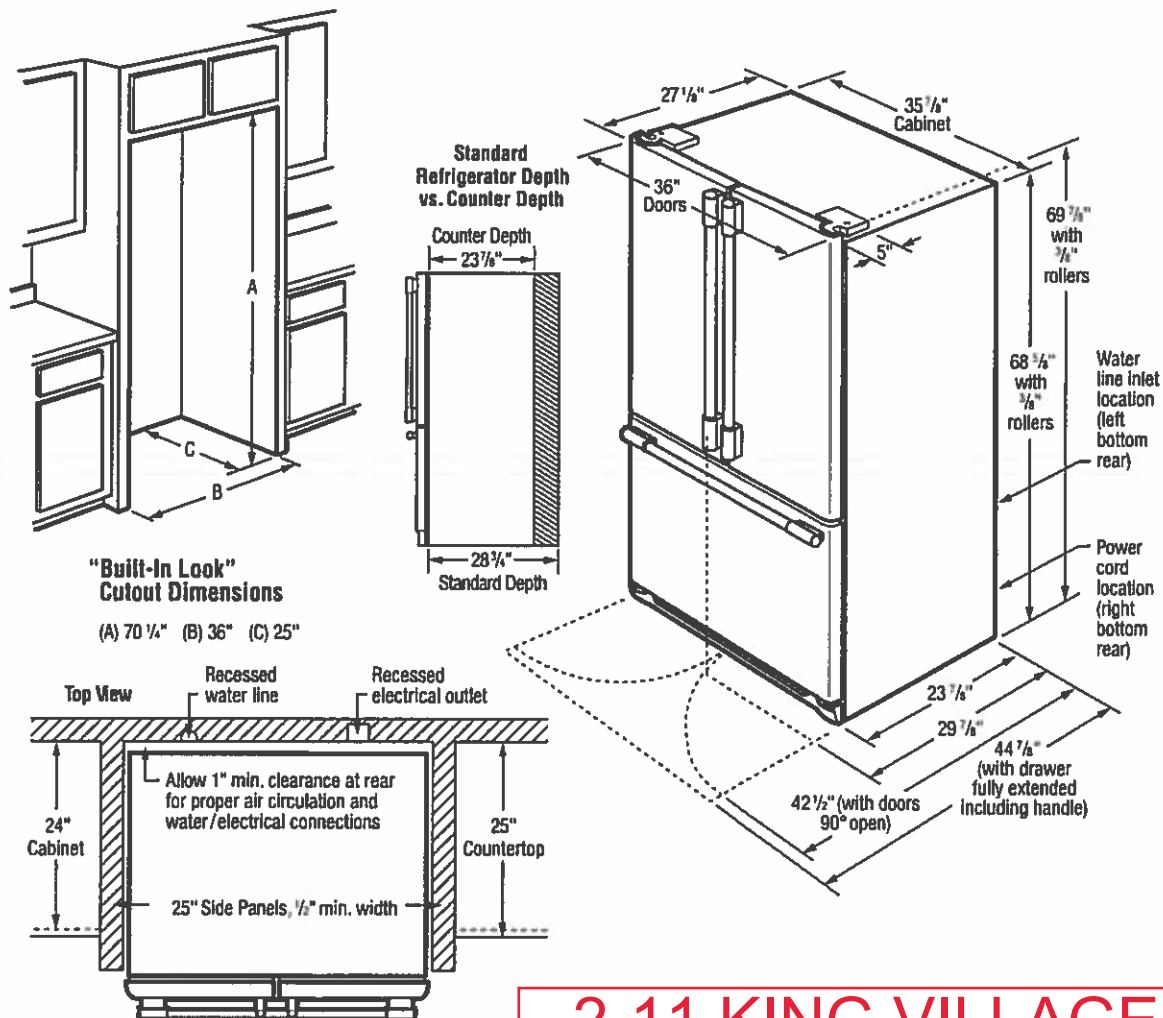


Note: For planning purposes only. Always consult local and national electric, gas and plumbing codes. Refer to Product Installation Guide for detailed installation instructions on the web at frigidaire.com / frigidaire.ca. Specifications subject to change. Accessories information available on the web at frigidaire.com / frigidaire.ca

FRIGIDAIRE

USA • 10200 David Taylor Drive • Charlotte, NC 28262 • 1-800-FRIGIDAIRE • frigidaire.com
CANADA • 5855 Terry Fox Way • Mississauga, ON L5V 3E4 • 1-800-265-8352 • frigidaire.ca

FPBC2278UF 9/18
©2018 Electrolux Home Products, Inc.



2-11 KING VILLAGE

INSTALLATION SPECIFICATIONS

- Product Shipping Weight (approx.) - 347 Lbs.
- An electrical supply with grounded three-prong receptacle is required. The power supply circuit must be installed in accordance with current edition of National Electrical Code (NFPA 70) and local codes & ordinances.
- Voltage Rating - 120V / 60 Hz / 15 Amps
- Connected Load (kW Rating) @ 120 Volts = 1.02 kW
- Amps @ 120 Volts = 8.5 Amps
- Always consult local and national electric & plumbing codes.
- Floor should be level surface of hard material, capable of supporting fully loaded refrigerator.
- Minimum 3/8" clearance required for sides and top of refrigerator or freezer with 1" clearance at rear to allow for ease of installation, proper air circulation, and plumbing / electrical connections.
- When installing refrigerator adjacent to wall, cabinet or other appliance that extends beyond front edge of unit, 20" minimum clearance recommended to allow for optimum 120° to 180° door swing, providing complete drawer / crisper access and removal. (Absolute 4-1/2" minimum clearance will ONLY allow for 90° door swing which will provide drawer / crisper access with restricted removal.)

- To ensure optimum performance, (do not install in areas where temperature drops below 55° F or rises above 110° F) and avoid installing in direct sunlight or close proximity to range, dishwasher or other heat source.
- For proper ventilation, front grille MUST remain unobstructed.
- Recess electrical outlet when possible.
- Water recess on rear wall recommended to prevent water line damage.
- Water Pressure - Cold water line must provide between 30 and 100 pounds per square inch (psi).
- Copper or stainless steel tubing with 1/4" O.D. recommended for water supply line with length equal to distance from rear of unit to household water supply line plus 7 additional feet. Optional Water Supply Installation Kits available.
- Adjustable front rollers to assist with door alignment.

"BUILT-IN LOOK" SPECIFICATIONS

- Minimum opening of 70-1/4" H x 36" W x 25" D required to allow for ease of installation, proper air circulation, and plumbing / electrical connections.
- Remove all wall / floor molding prior to installation.



FRIGIDAIRE

USA • 10200 David Taylor Drive • Charlotte, NC 28262 • 1-800-FRIGIDAIRE • frigidaire.com
 CANADA • 5855 Terry Fox Way • Mississauga, ON L5V 3E4 • 1-800-265-8352 • frigidaire.ca

Note: For planning purposes only. Always consult local and national electric, gas and plumbing codes. Refer to Product Installation Guide for detailed installation instructions on the web at frigidaire.com / frigidaire.ca. Specifications subject to change. Accessories information available on the web at frigidaire.com / frigidaire.ca

FPBC2278UF 9/18
 © 2018 Electrolux Home Products, Inc.



Freestanding Range

FPGH3077RF

30" Gas



Signature Features

2-11 KING VILLAGE



PowerPlus® 2-in-1 Burner & Griddle

Ultimate cooking flexibility for endless meal options. Use the simmer burner for delicate foods like sauces or the griddle burner for pancakes or flatbread.




PowerPlus® Convection

Powerful performance delivers consistent results. Evenly cooked dishes, every time, with PowerPlus® Convection Bake and Roast.



PowerPlus® Temperature Probe

Ensures great results the first time. Set and monitor dish temperature with the PowerPlus® Temperature Probe.



PowerPlus® Preheat

With PowerPlus® Preheat, your oven is ready in a few minutes for a powerful start to every delicious meal.

Product Dimensions

Height (Min./Max.)	36-1/8" / 36-5/8"
Width	29-7/8"
Depth (Including Handle)	28-3/4"

More Easy-To-Use Features

Smudge-Proof™

Resists fingerprints and cleans easily.

Professional-Grade Design, Without the Remodel

Upgrade your kitchen and get the look of a built-in range, without the remodel. The range slides into 30" cutouts.

PowerPlus® Burner

Quickly boil, sauté, and sear foods at high heat with the PowerPlus® 18,000 BTU burner.

PrecisionPro Controls™

Prepare a range of dishes with precision, whether you're simmering, sautéing, searing or boiling.

Convection Conversion

Automatically converts the convection oven to the ideal cooking time for evenly cooked dishes.

Sabbath Mode (Star-K® Certified)

Available in:



Stainless
(F)


Burners	BTU
Right Front	18,000
Right Rear	5,000
Left Front	7,500
Left Rear	12,000
Center Griddle	3,000-12,000
Center Simmer	1,125-3,500

*Fits the cutout of a 30" freestanding range.

Features	
Oven Control/ Timing System	PrecisionPro Controls™
Surface Type	Deep Sump Stainless Steel
Sealed Gas Burners	Yes
Grates	Continuous Cast Iron w/ Black Matte Finish
Window	Extra-Large with Black-Tint Finish
Exterior Door Finish	Smudge-Proof™ Stainless Steel
Handle Design	Stainless Steel
Exterior Finish (Side Panels)	Black
Convection System	PowerPlus® Single-Fan Convection
Oven Cleaning System	Self Clean
Drawer Functionality	Storage
Oven Controls	
Bake/ Broil	Yes/ Yes
Effortless™ Convection Conversion	Yes
Convection Bake/ Broil/ Roast	Yes/ No/ Yes
PowerPlus® Convection	Yes
PowerPlus® Preheat	Yes
PowerPlus® Temperature Probe	Yes
Keep Warm	Yes
Self Clean	2, 3, 4 Hours
Rapid Clean Option	2 Hours
Kitchen Timer/ Timed Cook Option	Yes (2)/ No
Auto Oven Shut-Off	Yes
Cooktop Features	
Right Front Burner (BTU)	18,000
Right Rear Burner (BTU)	5,000
Left Front Burner (BTU)	7,500
Left Rear Burner (BTU)	12,000
Center Griddle Burner (BTU)	3,000 - 12,000
Center Simmer Burner (BTU)	1,125 - 3,500 B
Oven Features	
Capacity (Cu.Ft.)	5.1
Oven Light	2
Rack Configuration	1 PowerGlide™, 1 Handle, 1 Offset
Baking System	Even Baking Technology
Bake Burner/ Broil Burner (BTU)	18,000/ 11,500
Optional Accessories	
Griddle/ Grill (2-sided)	Included
Certifications	
A.D.A. Compliant†	Yes
Sabbath Mode (Star-K® Cert.)	Yes
Specifications	
Oven Interior (H x W x D)	18-5/8" x 24-1/8" x 19-1/2"
Power Supply Connection Location	Left Bottom Rear
Gas Supply Connection Location	Right Bottom Rear
LP Gas Conversion Kit	Included
Voltage Rating	120V/ 60Hz/ 15A
Amps @ 120 Volts	15
Shipping Weight (Approx.)	230 lbs.

†When properly installed, this model is A.D.A.-qualified based on the United States Access Board's A.D.A./ A.B.A. Accessibility Guidelines and the Department of Justice's 2010 A.D.A. Standards for Accessible Design.

2-11 KING VILLAGE



NOTE: For planning purposes only. Always consult local and national electric and gas codes. Refer to Product Installation Guide for detailed installation instructions on the web at frigidaire.com.



Product Dimensions	
A - Height (Min./Max.)	36-1/8" / 36-5/8"
B - Width	29-7/8"
C - Depth (Including Handle)	28-3/4"
Depth with Door Open 90°	46"

Cabinet Cutout Dimensions	
Height (Standard)	36"
Width (Min.)	30-1/8"
Depth (Min.)	24"

Accessories information available on the web at frigidaire.com

FRIGIDAIRE

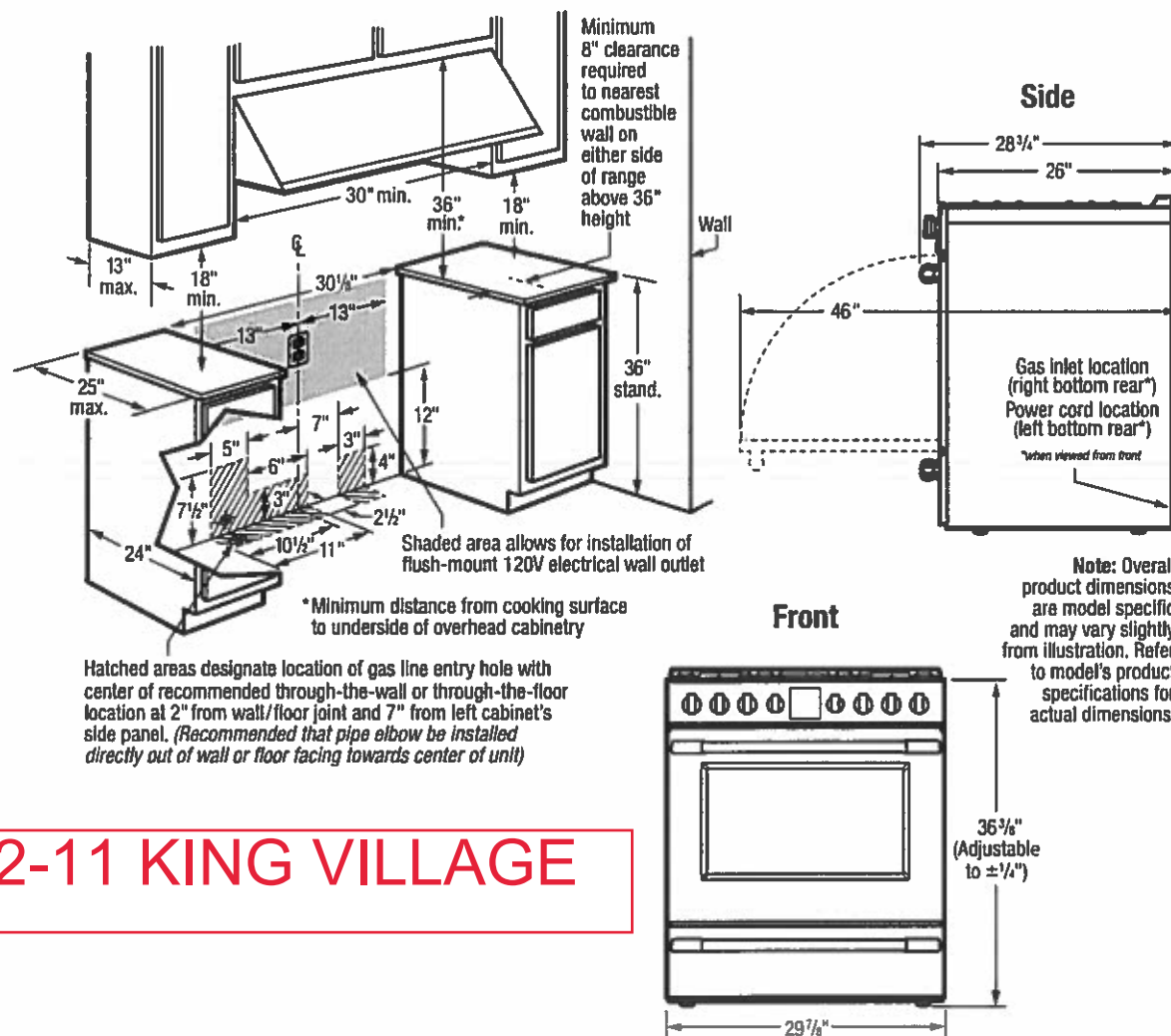
USA • 10200 David Taylor Drive • Charlotte, NC 28262 • 1-800-FRIGIDAIRE • frigidaire.com

CANADA • 5855 Terry Fox Way • Mississauga, ON L5V 3E4 • 1-800-265-8352 • frigidaire.ca

FPGH3077R 02/16

© 2016 Electrolux Home Products, Inc.

Specifications subject to change.



2-11 KING VILLAGE

Freestanding Range Specifications

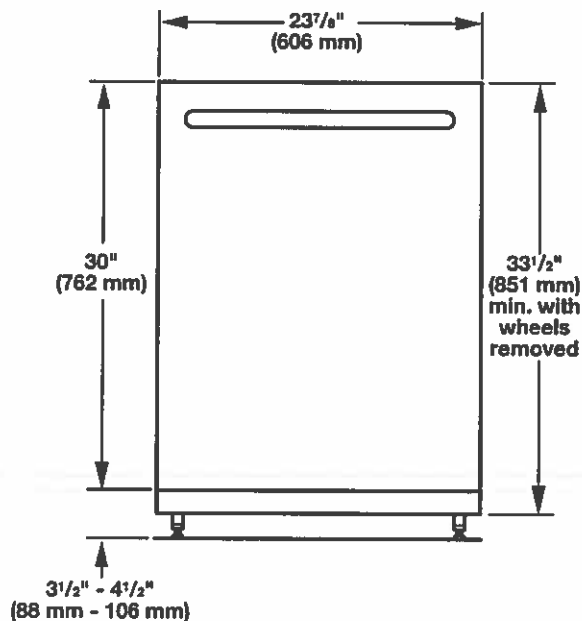
- Product Shipping Weight (approx.) - 230 Lbs.
- Voltage Rating - 120V/60 Hz/15 Amps
- Amps @ 120 Volts = 15 Amps
- Always consult local and national electric and gas codes.
- Make sure wall coverings around range can withstand heat generated by range.
- Linoleum or any other synthetic floor covering located beneath range, must be capable of withstanding minimum heat of 90°F above room temperature without shrinking, warping or discoloring. Insulating pad or 1/4"-thick plywood required between range and a carpeted floor.
- Do not obstruct flow of combustion air at oven vent nor around base or beneath lower front panel of range. Range requires fresh air for proper burner combustion.
- Do not install range beneath any downward-blowing, overhead vent hood or air curtain.
- Range ships with 3/4" factory regulator.
- Range is LP Gas convertible. (Optional LP Gas Conversion Kit included.)

- Floor beneath range MUST be solid and level.
- Overhead cabinetry should not exceed a 13" maximum depth.
- Absolute minimum horizontal distance between overhead cabinets installed to either side of appliance must be no less than maximum width of appliance.
- Range can be installed flush to wall with 0" minimum rear clearance.
- Minimum 8" clearance required from edge of rangetop to nearest combustible wall on either side of range above 36" height.
- To reduce risk of fire when using overhead cabinetry, install range hood that projects horizontally a recommended minimum of 5" beyond bottom of cabinets.
- Follow all dimension requirements provided to prevent property damage, potential fire hazard, and incorrect countertop and cabinet cuts.

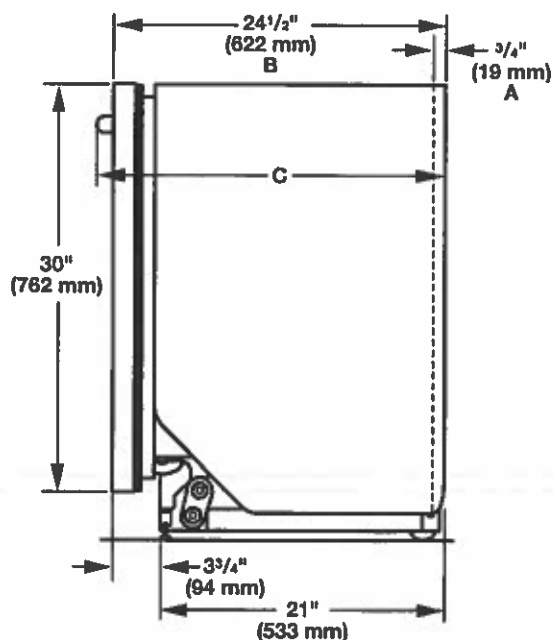
Note: For planning purposes only. Refer to Product Installation Guide on the web at frigidaire.com for detailed instructions.



Product and Cabinet Opening Dimensions

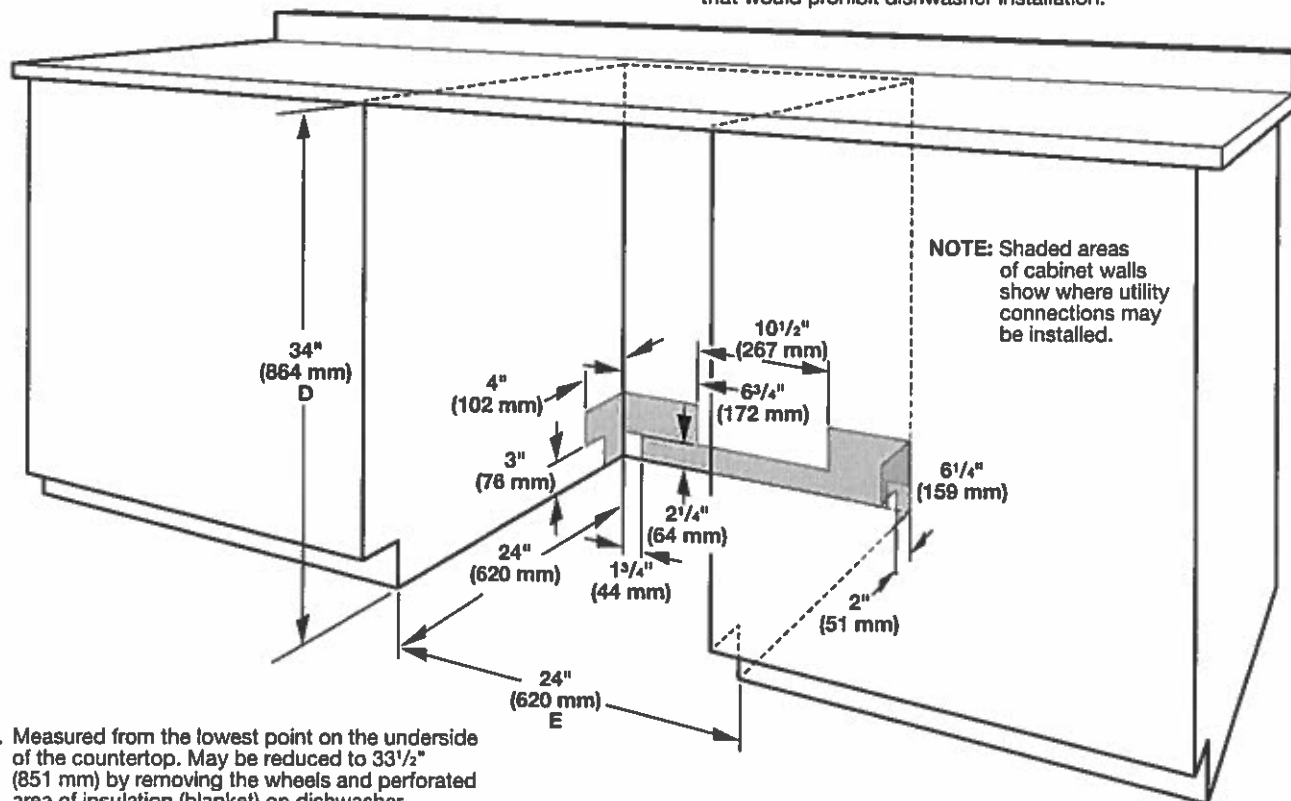


For 4" (100 mm) toe kick, height of cabinet opening is 34 ¹/₂" (863 mm).



- A. Insulation may be compressed (not used on all models).
- B. For panel-ready models, dishwasher depth is 24" (610 mm), not including the 3/4" (19 mm) custom door panel.
- C. Door handles may protrude forward of the face of the dishwasher, varies by model.

Check that all surfaces have no protrusions that would prohibit dishwasher installation.



D. Measured from the lowest point on the underside of the countertop. May be reduced to 33 ¹/₂" (851 mm) by removing the wheels and perforated area of insulation (blanket) on dishwasher.

E. Minimum, measured from narrowest point of opening

2-11 KING VILLAGE