



CONSTRUCTION SUMMARY

Cookstown - Zancor Homes (Cookstown) Ltd.

PURCHASER: *MODEL*

TEL: *416 843 7270*

Simone

LOT / PHASE	HOUSE TYPE	PRINT DATE
19 / 1	Beaumont (50-05) Elev B	14-Jun-18

Ref#	Quantity	Description	Approved	Notes
4633		STAIRS - 1. REMOVE 2 base landing/stairs on main floor and install standard treads with square edge 2. OPEN TO BELOW OAK STAIRS FROM MAIN FLOOR TO FINISHED BASEMENT *includes 2 hockey sticks and finished foyer **Railings where applicable ***door at top of stairs and walls under stairs on main floor to be removed.	14Jun18	
4635		BASEMENT WINDOWS - 1. ENLARGE ALL BASEMENT WINDOWS TO BE 30 X 24 2. ADD 2 WINDOWS AT REAR - 30 X 24 3. RIGHT SIDE WINDOW IN REC ROOM - SHIFT TO BE CENTRED WITH FIREPLACE BUMP OUT ***EGRESS REQUIRED AT FUTURE BEDROOM	14Jun18	
4636		CEILINGS - 1. COFFERED in main hall 2. WAFFLE in library 3. RAISED 18 INCH COFFERED in upper hall at stairs	14Jun18	
4637		MASTER ENSUITE 1. COFFERED ceiling in master ensuite where vanity is 2. COFFERED ceiling in master ensuite where tub area is	14Jun18	
4638		LAUNDRY ROOM - 1. INSULATE ALL WALLS OF LAUNDRY ROOM ON SECOND FLOOR 2. CHANGE LOCATION OF LAUNDRY ROOM DOOR	14Jun18	
4639		MASTER ENSUITE - 1. OPENING from bedroom to bathroom to be 36 INCHES by extending the nib walls approx 1 foot from the closet side of openings 2. Delete double doors to closet. ADD single door in new location	14Jun18	
4640		MASTER ENSUITE - INFINITY DRAIN	14Jun18	
4667		FRAMELESS GLASS SHOWER in ensuite 4 in lieu of standard MAAX HALO Frameless glass system in ensuite 2/3 in lieu of standard	14Jun18	
4668		PLUMBING - MASTER ENSUITE **BRUSHED NICKEL TUB - Maax Ariosa 6636 Model #106267 *COLOUR 019 THUNDER GREY TUB FAUCET - VOSS 4 PCE SHOWER - JETS, 8.5" RAINHEAD & SLIDEBAR TOILET - CONTRAC KIERA SINKS - TOTO L1533 FAUCETS - VOSS WIDESPREAD	14Jun18	
4669		PLUMBING - ADD SLIDE BAR to all standards and larger shower head in Ensuite 2/3, Ensuite 4, Basement bath	14Jun18	
4670		PLUMBING - ENSUITE 5 Moen Align Annex Shower Rail **with toe tester in lieu of standard	14Jun18	
4671		PLUMBING - MOEN BATHROOM ACCESSORIES 1. GENTA BH3808 paper holder, BH3824 24 inch towel bar in Ensuite 2/3, 4, 5 & basement bath 2. VOSS in paper holder, 24 inch towel bar master ensuite	14Jun18	
4672		ELECTRICAL - LED POTLIGHTS (4) foyer, delete std (4) in library, delete std (4) in hall at stairs, separate from standard (1) in furniture niche, sep switch (3) hall in front of dining room, delete std (2) powder HALL	14Jun18	
4673		ELECTRICAL - LED POTLIGHTS (6) dining room sep switch, std remains (10) great room, delete std (4) breakfast on sep switch, std remains (6) kitchen sep switch (1) powder room on same switch as wall sconces Std kitchen light to be over island along with additional capped	14Jun18	



CONSTRUCTION SUMMARY

Cookstown - Zancor Homes (Cookstown) Ltd.

SiMONÉ
TEL: 468437270

PURCHASER: *MODEL*

LOT / PHASE	HOUSE TYPE	PRINT DATE
19 / 1	Beaumont (50-05) Elev B	14-Jun-18

Ref#	Quantity	Description	Approved	Notes
4674		ELECTRICAL - LED POTLIGHTS (4) Master bed on sep switch, std remains (3) bedroom 3, (1) on same switch with std, (2) on sep switch (2) bedroom 5, sep switch, std remains	14Jun18	
4675		ELECTRICAL - LED POTLIGHTS (9) upper hall, delete std (3) laundry, delete std (3) ensuite 5, same switch as standard (1) ensuite 5 SHOWER POT (2) ensuite 2/3 on same switch as standard - standard on wall above each sink (2) ensuite 2/3 water closet	14Jun18	
4676		ELECTRICAL - LED POTLIGHTS (3) ensuite 4 on same switch as standard (1) master ensuite inside coffer, sep switch (3) master tub area on sep switch, see location of std (6) master walk in closet (2) in EACH closet, B2, 3, 4, 5 **POTS IN B2, 3, 4, 5 WALK IN CLOSETS TO BE ON DOOR JAMB SWITCHES	14Jun18	
4677		ELECTRICAL - LED POTLIGHTS (3) master ensuite same switch as shower (2) master ensuite toilet area, delete std	14Jun18	
4678		ELECTRICAL - BASEMENT (4) LED potlights basement foyer, delete std	14Jun18	
4679		10 FOOT MAIN FLOOR CEILING HEIGHT - INCLUDES taller windows, 8 foot high interior doors 9 FOOT SECOND FLOOR CEILING HEIGHT - INCLUDES transoms above windows where applicable, 8 foot high interior doors	14Jun18	
4680		ELECTRICAL - WALL SCONCES (2) dining 18" in each end, sep switch 66"H (2) library 18" in each end, sep switch 66"H (2) powder, either side of sink, same switch as pot 66"H (2) master ensuite above each sink 72"H (2) master ensuite make up desk 72"H sconces on wall across from master vanity to match locations	14Jun18	
4803		PLUMBING - UNDERMOUNT SINK TOTO LT641 ENSUITE 2/3 (x2) ENSUITE 4 ENSUITE 5	14Jun18	
4804		PLUMBING - POWDER ROOM TOILET - CONTRACT KIERA	14Jun18	
4806		FRAMING - MASTER WALK IN CLOSET - 1. CLOSE OFF WALL FROM CLOSET TO VANITY AREA 2. RELOCATE SINGLE DOOR FROM BEDROOM TO WALK IN CLOSET **DOOR TO BE APPROX 24" AWAY FROM WALL TO ALLOW FOR FUTURE BUILT-INS	14Jun18	
4807		ELECTRICAL - RECTANGULAR STEP LIGHTS **EVERY OTHER STEP & 3 IN LANDING AREA	14Jun18	
4808		FIREPLACE IN LIBRARY **INCLUDES BUMP OUT FOUNDATION	14Jun18	
4809		FIREPLACE - 142 MONTIGO LINEAR FIREPLACE GREAT ROOM	14Jun18	
4992		ELECTRICAL - EXTERIOR POTS (1) LEFT SIDE (1) RIGHT SIDE (2) 2ND FLOOR ABOVE PORTICO (EITHER SIDE OF WINDOW) (2) 2ND FLOOR ABOVE GARAGE (EITHER SIDE OF WINDOW) (2) CORNERS OF GARAGE	14Jun18	



CONSTRUCTION SUMMARY

Cookstown - Zancor Homes (Cookstown) Ltd.

Simone

PURCHASER: *MODEL*

TEL: *416 845 7270*

LOT / PHASE	HOUSE TYPE	PRINT DATE
19 / 1	Beaumont (50-05) Elev B	14-Jun-18

Ref#	Quantity	Description	Approved	Notes
5443		PLUMBING - POWDER ROOM SINK - KOHLER K-2373 **COLOUR TANSLUCENT DUSK TG1*** FAUCET - DELTA ZURA 774-CS-DST	14Jun18	
5465		ELECTRICAL - PLUGS 1. ADD PLUG IN FOYER AS PER LOCATION ON SKETCH 2. SEE LOCATION OF STANDARD PLUGS IN MASTER ENSUITE VANITY **ONE ON EACH END/SIDE, NOT ON REAR EXTERIOR 3. ADD ONE PLUG TO MAKE UP DESK IN MASTER ENSUITE	14Jun18	
5766		ELECTRICAL - See plug location in Den See plug location in Basement foyer	14Jun18	
5767		ADD PLUG & CABLE Above fireplace in Den ADD PLUG & CABLE Above fireplace in Family room	14Jun18	
5768		ELECTRICAL - PUCK LIGHTS for cabinets in kitchen ROPE LIGHTING in dining room at coffer	14Jun18	
5778		ELECTRICAL - MASTER ENSUITE WATERPROOF LED STRIP LIGHTING TO BE INSTALLED IN SHOWER NICHE ***STONE MUST BE ROUTERED OUT TO FIT THE LIGHTING****	14Jun18	
5793		PLUMBING - KITCHEN FAUCET - MOEN ARBOR (MATTE BLACK) HIGH ARC SOAP DISPENSER - MOEN TRANSITIONAL (MATTE BLACK)	14Jun18	

This Document is Extremely Time Sensitive - Printed 14 Jun 18 at 11:35



LOT 19 COOKSTOWN

EXTERNAL LIGHTS (x8)

- (1) ONE @ SIDE LEFT
- (2) 2ND FROM ABOVE BALCONY
- (2) 2ND FROM ABOVE GARAGE
- (2) CORNERS OF GARAGE
- (1) 2ND FROM RIGHT SIDE

11/1/2017

Arbor Matte black one-handle high arc pull-down bar faucet -- 5995BL -- Moen



Arbor

Arbor Matte black one-handle high arc
pull-down kitchen faucet



pull down

Transitional Soap Dispenser

Transitional Soap Dispenser Matte black

Installation and Support

SUPPORT

Get Additional Support

Access videos, manuals,
replacement parts, and
more.

Replacement Parts Tool

Access videos, manuals,
replacement parts, and
more.

19 lookstom

Register Your Product

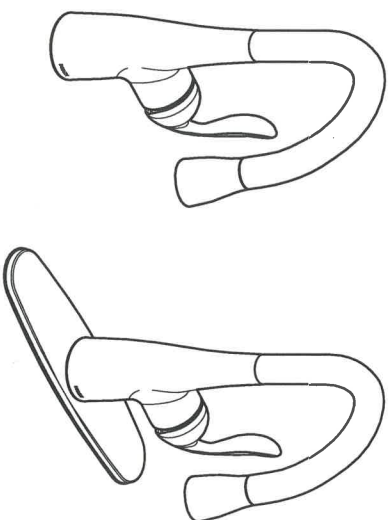
Access videos, manuals,
replacement parts, and
more.

MOEN

Buy it for looks. Buy it for life.®

There is more than 1 version of this model.
Page down to identify the version you have.

Specifications



ARBOR™
Single Handle High Arc
Pulldown Prep/Bar Faucet

Models: 5995 series

FAUCET DESCRIPTION

- Reflex™ pulldown system offers smooth operation, easy movement and secure docking
- Power Clean™ spray technology
- Metal construction with various finishes identified by suffix
- Duralock® quick connect installation
- Power Boost™ Technology provides boosted water performance with the push of a button
- Pullout spray with 68" braided hose
- Flexible supply lines with 3/8" compression fittings
- High arc spout provides the perfect height and reach for prep sinks while the pulldown feature provides infinite maneuverability for food preparation tasks
- 360° rotating spout
- Optional 3-hole escutcheon available, p/n 141002

OPERATION

- Lever style handle
- Temperature controlled by 100° arc of handle travel
- Operates with less than 5 lbs. of force
- Operates in stream or spray mode in the pullout or retracted position
- When filling a vessel outside the sink, the pause feature conveniently stops the flow of water as the wand passes over the counter top

FLOW

- Standard flow is limited to 1.5 gpm (5.7 L/min) at 60 psi
- Power Boost™ Button activates Boosted Stream and Boosted Spray

CARTRIDGE

- 1255™ Duralast™ cartridge for Single-Handle Faucets

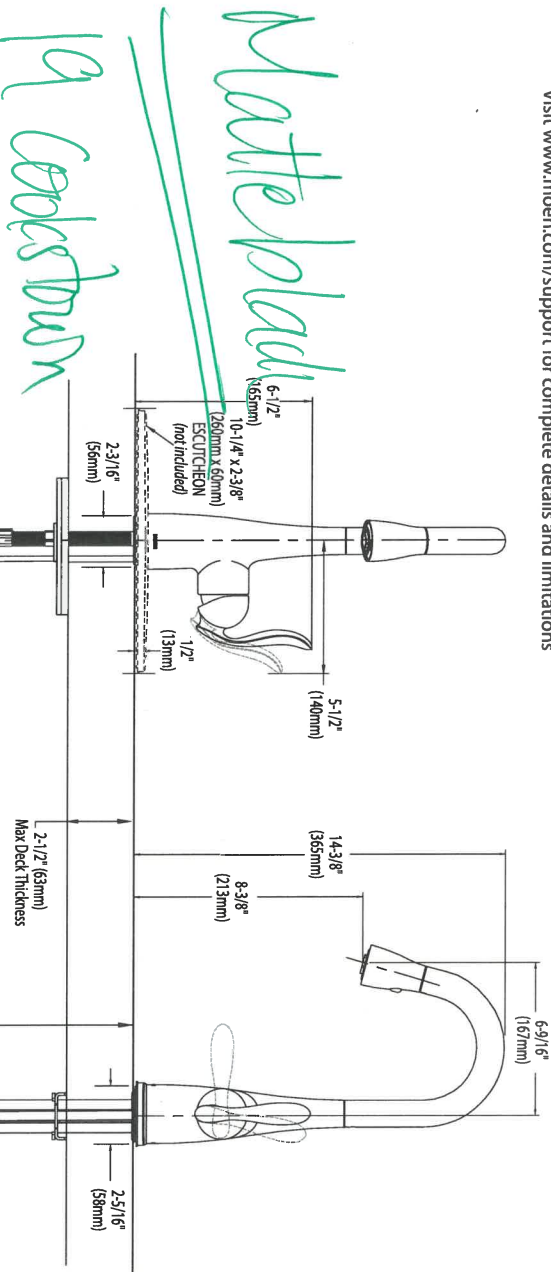
STANDARDS

- Third party certified to IAPMO Green, ASME A112.18.1/CSA B125.1 and all applicable requirements referenced therein including NSF 61/9 & 372
- Meets CalGreen and Georgia SB370 requirements
- Complies with California Proposition 65 and with the Federal Safe Drinking Water Act
- The backflow protection system in the device consists of two independently operating check valves, a primary and a secondary which prevent backflow
- ADA ♿ for lever handle

WARRANTY

- Lifetime limited warranty against leaks, drips and finish defects to the original homeowner
 - 10 year limited warranty when used in a multifamily installation
 - 5 year limited warranty when used in a commercial installation
- Visit www.moen.com/support for complete details and limitations

NOTE: THIS FAUCET IS DESIGNED TO BE INSTALLED
THROUGH 1 OR 3 HOLES, 1-1/2" (38mm) MIN. DIA.



CRITICAL DIMENSIONS

(DO NOT SCALE)



Buy it for looks. Buy it for life.®

*There is more than 1 version of this model.
Page down to identify the version you have.*

FAUCET DESCRIPTION

- Reflex™ pull-down system offers smooth operation, easy movement and secure docking
- Metal construction with various finishes identified by suffix
- Duralock™ quick connect system
- Pullout spray with 68" braided hose
- Flexible supply lines with 3/8" compression fittings
- High arc spout provides height and reach to fill or clean large pots while pull out wand provides the maneuverability for cleaning or rinsing
- 360° rotating spout
- Power clean spray

OPERATION

- Lever style handle
- Temperature controlled by 100° arc of handle travel
- Operates with less than 5 lbs. of force
- Operates in stream or spray mode in the pullout or retracted position
- When filling a vessel outside the sink, the pause feature conveniently stops the flow of water as the wand passes over the counter top


FLOW

- Flow is limited to 1.5 gpm (5.7 L/min) at 60 psi

CARTRIDGE

- 1255™ Duralast™ cartridge for Single-Handle Faucets

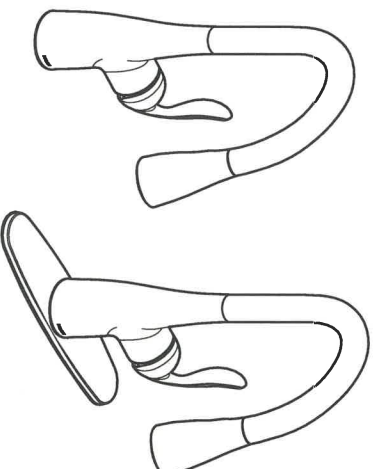
STANDARDS

- Third party certified to IAPMO Green, ASME A112.18.1/CSA B125.1 and all applicable requirements referenced therein
- Certified to ANSI/NSF 61/9 & 372
- Meets CalGreen and Georgia SB370 requirements
- Complies with California Proposition 65 and with the Federal Safe Drinking Water Act
- The backflow protection system in the device consists of two independently operating check valves, a primary and a secondary which prevent backflow
- **ADA**  for lever handle

WARRANTY

- Lifetime limited warranty against leaks, drips and finish defects to the original homeowner
 - 10 year limited warranty when used in a multifamily installation
 - 5 year limited warranty when used in a commercial installation
- Visit www.moen.com/support for complete details and limitations

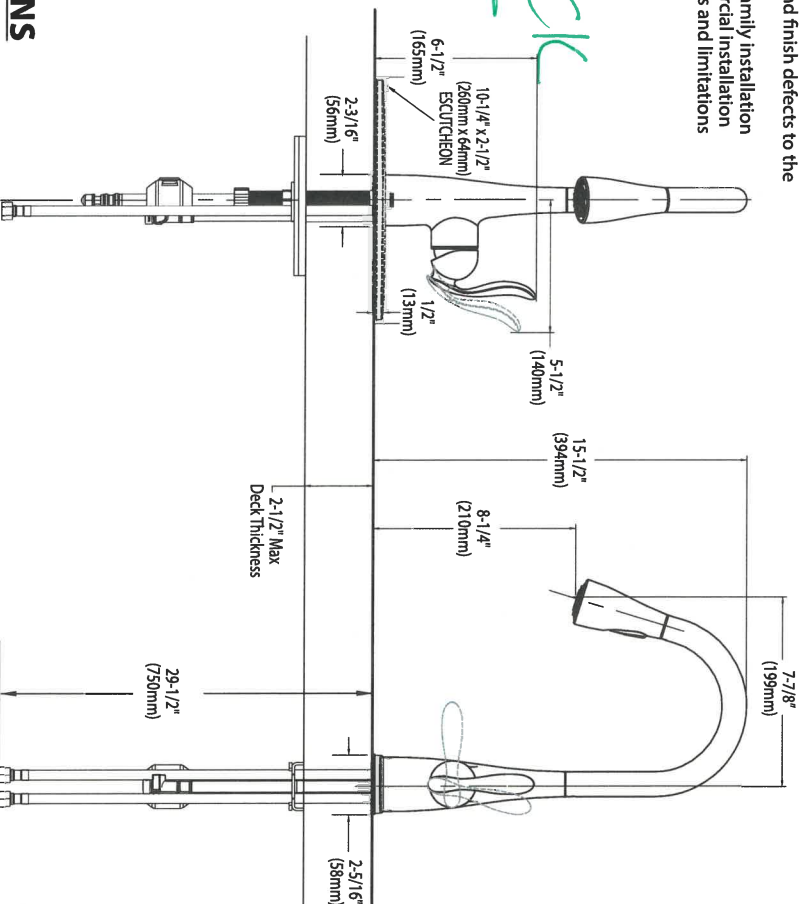
Specifications



ARBOR™
Single Handle High Arc
Pull-down Kitchen Faucet

Models: 7594 series

NOTE: THIS FAUCET IS DESIGNED TO BE INSTALLED
THRU 1 OR 3 HOLES, 1-1/2" (38mm) MIN. DIA.



CRITICAL DIMENSIONS

(DO NOT SCALE)

Rev. 2/17

TO ORDER PARTS CALL: 1-800-BUY-MOEN
www.moen.com



19 Cooksford
Pander

Delta - Zura 774-CS-DST

KOHLER®

Powder

Briolette™
Vessels Bathroom Sink
K-2373

- Features**
- Generously sized basin with light-reflecting facets
 - No faucet holes; requires wall- or counter-mount faucet
 - Generous basin space, fits on a standard size countertop, works with a number of faucet styles

Material

- Glass

Installation

- Countertop or above-counter

Required Accessories

- K-7107 Decorative Drain
- or
- K-7108 Decorative Drain
- or
- K-7129 Drain

Components

Additional included component/s: Drain Gasket Kit - 1070246.



ADA

Codes/Standards







CSA B45.11/IAPMO Z401
CSA B45.11/IAPMO Z401
ADA
ICC/ANSI A117.1

KOHLER® One-Year Limited Warranty
See website for detailed warranty information.

Available Color/Finishes

Color tiles intended for reference only.

Color Code Description

	TG1	Translucent Dusk
	TG2	Translucent Dew
	TG3	Translucent Doe
	TG6	Translucent Sapphire
	TG7	Translucent Sandalwood
	TG8	Translucent Stone

Tail
Dusk

19 looks for

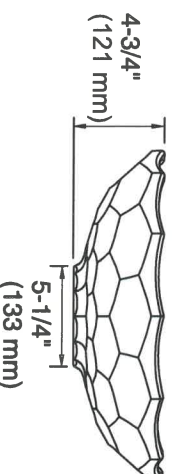
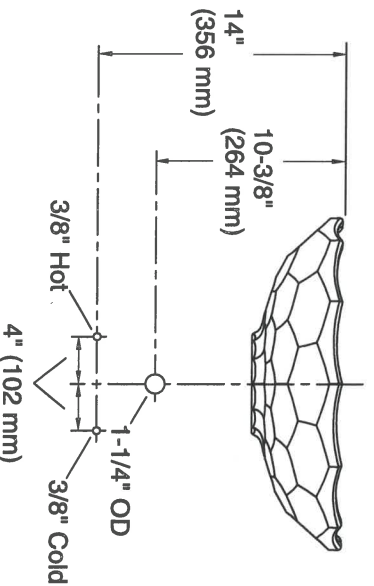
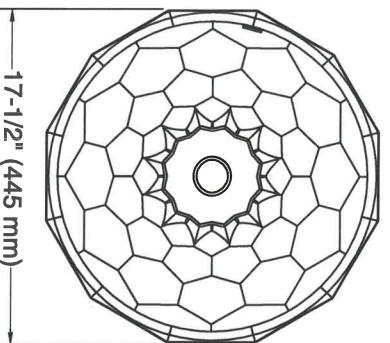
USA/Canada: 1-800-4KOHLER (1-800-456-4537)

Kohler Co. reserves the right to make revisions without notice to product specifications.
For the most current Specification Sheet, go to www.kohler.com.
9-7-2017 03:07

THE BOLD LOOK
OF **KOHLER®**

KOHLER®

Briolette™
Vessels Bathroom Sink
K-2373



Technical Information

All product dimensions are nominal.

Bowl configuration: Single

Installation: Vessel

Bowl area Diameter: 16-7/16" (418 mm)

Bowl depth: 4" (102 mm)

Water depth: 4" (102 mm)

Notes

Install this product according to the installation instructions.

ADA compliant when installed to the specific requirements of these regulations.

19 Lookstown

USA/Canada: 1-800-4KOHLER (1-800-456-4537)

Kohler Co. reserves the right to make revisions without notice to product specifications.

For the most current Specification Sheet, go to www.kohler.com.

9-7-2017 03:07

THE BOLD LOOK
OF **KOHLER®**

TOTO®

LT533

Promenade® Undercounter Lavatory

FEATURES

- 18-1/2" x 14-1/2" Undercounter lavatory
- Front or rear overflow
- Mounting assembly complete with installation template and mounting screw set for wood countertops
- THU410 is required for marble/granite type countertop installation and must be purchased separately

MODELS

- LT533
(#01, #03, #11, #12, #51)

COLORS/FINISHES

- #01 Cotton
- #03 Bone
- #11 Colonial White
- #12 Sedona Beige
- #51 Ebony


CODES/STANDARDS

- Meets and exceeds ASME A112.19.2/CSA B45.1
- Certifications: IAPMO(cUPC), State of Massachusetts, City of Los Angeles, and others
- Meets ADA guidelines and ANSI A117.1 requirements when countertop is installed 864mm (34") from finished floor and lavatory is installed 205mm (8-1/8") minimum from front edge.



PRODUCT SPECIFICATION

The undercounter lavatory shall be made of vitreous china. Lavatory shall be 18-1/2" in length and 14-1/2" in width. Product shall be with overflow and lavatory shall include mounting assembly. Lavatory shall be TOTO Model LT533 _____.



Lot 19 Colkston.

Master Suite
(X2)

1 of 2

AUG 22 2017

LT533

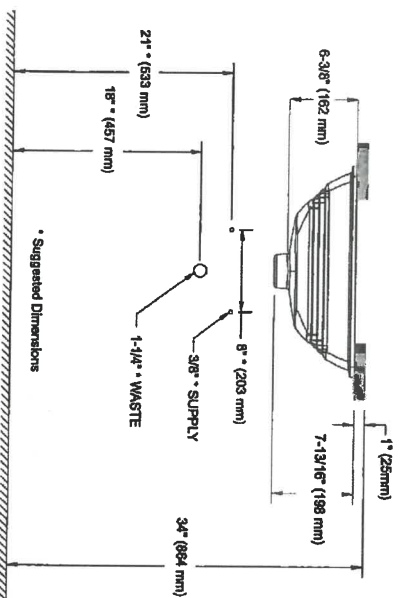
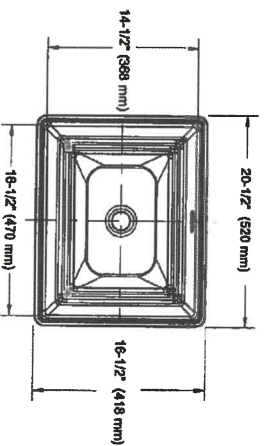
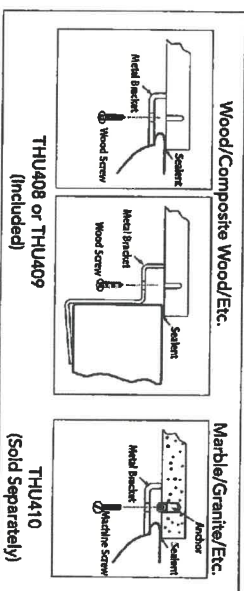
Promenade® Undercounter Lavatory

SPECIFICATIONS

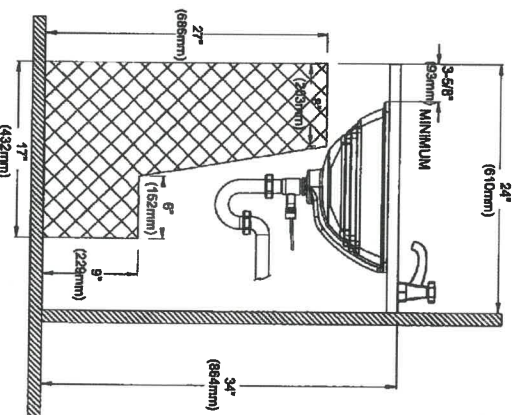
- Waste 1-1/4" O.D.
- Size 20-1/2"W x 16-1/2"D
- Basin 18-1/2"W x 14-1/2"D
- Warranty One Year Limited Warranty
- Material Vitreous china
- Shipping Weight 25 lbs.
- Shipping Dimensions 22-1/4"W X 18-3/4"D X 9-3/4"H

INSTALLATION NOTES

Mounting Hardware



ADA Compliance Check
Note: Overflow must be at rear



TOTO.

Ph: (888) 295-6134 | Fax: (800) 699-4889 | www.totousa.com | © TOTO USA

These dimensions and specifications are subject to change without notice

#SS-00449 v.04
AUG 22 2017

lot 19
lookston.
Master
Ensuite
2&2

TOTO®

LT641

Dartmouth® Undercounter Lavatory

FEATURES

- 18-3/4" x 13-3/4"
- ADA compliant
- Front or rear overflow
- Mounting assembly complete with installation template and mounting screw set for wood countertops
- THU410 is required for marble/granite type counter top installation and must be purchased separately

MODELS

- LT641
(#01, #03, #11, #12, #51)

COLORS/FINISHES

- #01 Cotton
- #03 Bone
- #11 Colonial White
- #12 Sedona Beige
- #51 Ebony

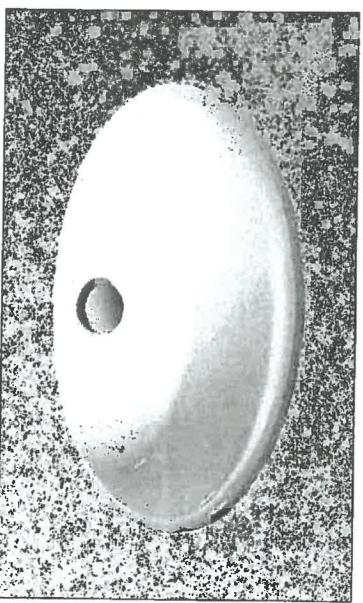
CODES/STANDARDS

- Meets and exceeds ASME A112.19.2/CSA B45.1
- Certifications: IAPMO(cUPC), State of Massachusetts, City of Los Angeles, and others
- Meets ADA guidelines and ANSI A117.1 requirements when countertop is installed 864mm (34") from finished floor and lavatory is installed 205mm (8-1/8") minimum from front edge.



PRODUCT SPECIFICATION

The undercounter lavatory shall be made of vitreous china. Lavatory shall be 18-3/4" in length and 13-3/4" in width. Product shall be with overflow and lavatory shall include mounting assembly. Lavatory shall be TOTO Model LT641 ____.



LOT 19 Cookstown

Ensuite 2/3 (x2)

Ensuite 4

Ensuite 5

Basement

1 of 2

AUG 22 2017

LT641

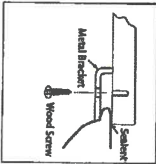
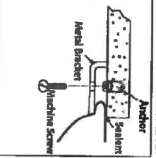
Dartmouth® Undercounter Lavatory

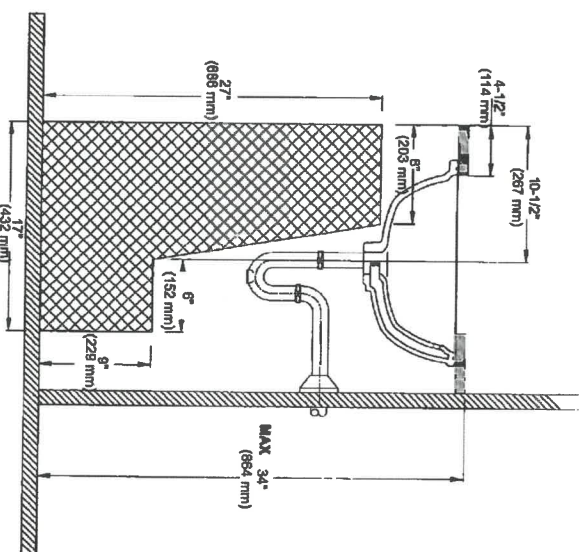
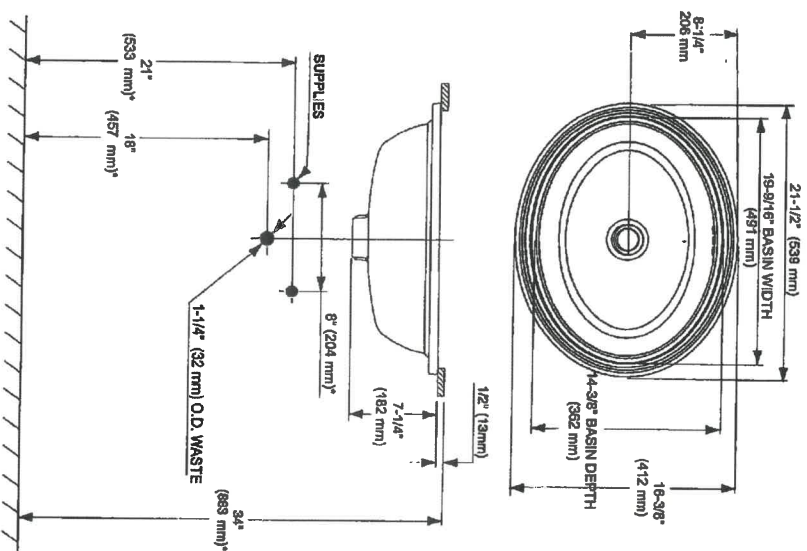
SPECIFICATIONS

- Waste 1-1/4" O.D.
- Size 21-1/4"W x 16-1/4"D
- Basin 18-3/4"W x 13-3/4"D
- Warranty One Year Limited Warranty
- Material Vitreous china
- Shipping Weight 21 lbs.
- Shipping Dimensions 22-1/4"W x 18-3/4"D x 9-3/4"H

INSTALLATION NOTES

Mounting Hardware

Wood/Composite Wood/Etc.	Marble/Granite/Etc.
 <p>THU408 or THU409 (Included)</p>	 <p>THU410 (Sold Separately)</p>



ADA Compliance Check

Lot 19 Costdown.
Engate 2/3 (x2)
Engate 4
Engate 5
Dartmouth

TOTO.

Ph: (888) 295-8134 | Fax: (800) 699-4889 | www.totousa.com | © TOTO USA

These dimensions and specifications are subject to change without notice

#SS-00400 v.04

AUG 22 2017

KIERA

4.8Lpf / 1.28Gpf or 3Lpf / 0.8Gpf 1PC DUAL FLUSH 167/8" HIGH ELONGATED

- ☐ 4710BNW Lined Tank
 ☐ 4710BNWU Unlined Tank

Product Specs:

- High efficiency dual flush toilet
- 4.8Lpf / 1.28Gpf or 3.0Lpf / 0.8Gpf
- Elongated bowl with concealed skirted trapway
- Vitreous china
- 167/8" Bowl height
- White top Push Button
- 12" (305mm) Rough-in
- 2" Fully glazed ball pass trapway
- 3" Dual flush valve
- Siphon jet flush action
- Water surface (240mm x 170mm) 77/8" x 51/2"
- Smooth close toilet seat included

Overall Dimensions:

- 392mm (W) x 725mm (D) x 765mm (H)
- 151/2" (W) x 283/2" (D) x 303/4" (H)

Compliance Certifications:

Meets or exceeds the following:

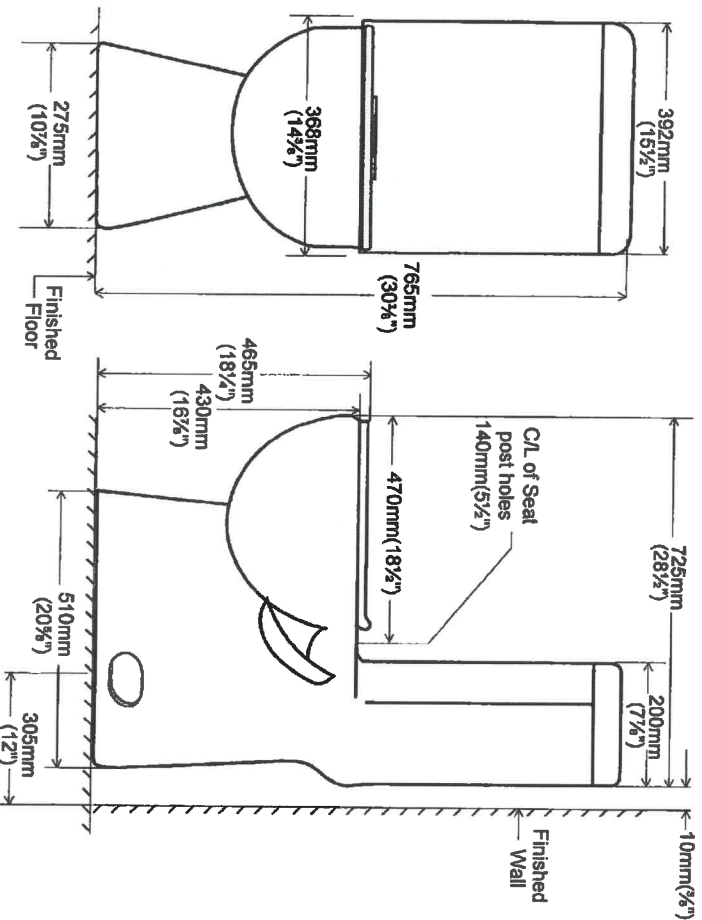
- IAPMO cUPC
- US EPA WaterSense
- ASME A 12.19.2 / CSA B45.1-2013
- MAP tested 1000g
- LEED Compliant

Shipping:

- | | |
|------|----------|
| Cube | 9.39 |
| GW | 92.50lbs |



Notes:
This toilet is designed to rough-in at a minimum dimension of 305mm (12") from finished wall to C.L. of outlet supply line not included with fixture and must be ordered separately.
Important: Dimensions of fixtures are nominal and may vary within the range of tolerances established by ASME standard A112.19.2. These measurements are subject to change or cancellation. No responsibility is assumed for use of superseded or voided pages.





LOT 19
 COOKSTOWN
 Master Ensuite
 + Powder

MAAX SUBMITTAL SPECIFICATIONS

Ariosà 6636

MODEL NUMBER 106267

DIMENSIONS: 66" x 36" x 28" Acrylic



MasterbNSUITÉ
*COLOUR 019
Thunder Grey

Project :

Contractor :

MAAX Representative :

Date :

www.maax.com

Tel :

Vivez l'expérience
MAAX[®]

Enjoy the experience

STANDARD FEATURES

- 2-piece bathtub with transitional symmetrical look and concealed seam
- Recessed deck with ample space for faucet installation
- Maximized bathing well with center drain
- Above-the-Floor Rough (AFR) and F² Drain compatible
- MAAX innovative leveling legs
- Apron available in white and 5 designer colors
- No systems available

OPTIONS

- Cable-operated waste and overflow
- Waste and overflow
- Waste and overflow
- Brass waste and overflow for high-rise construction
- Brass waste and overflow for high-rise construction
- Linear waste and overflow

UNIQUE FEATURES

- Above-the-Floor Rough (AFR)
- 1 Tub - 2 Pieces
- Compatible with F² Drain

SYSTEMS

- None

CERTIFICATIONS

Maax products adhere to one or more of the following certifications:



2017-08-22

LOT 19

COOKSTOWN

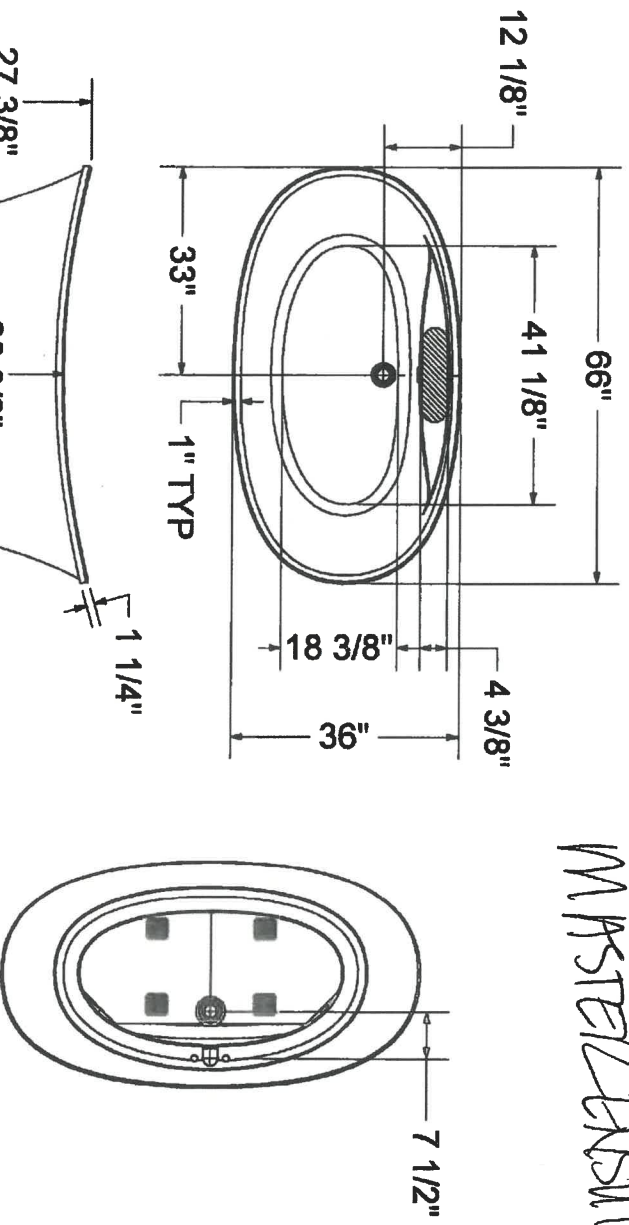
AUG 22 2017

MAAX SUBMITTAL SPECIFICATIONS

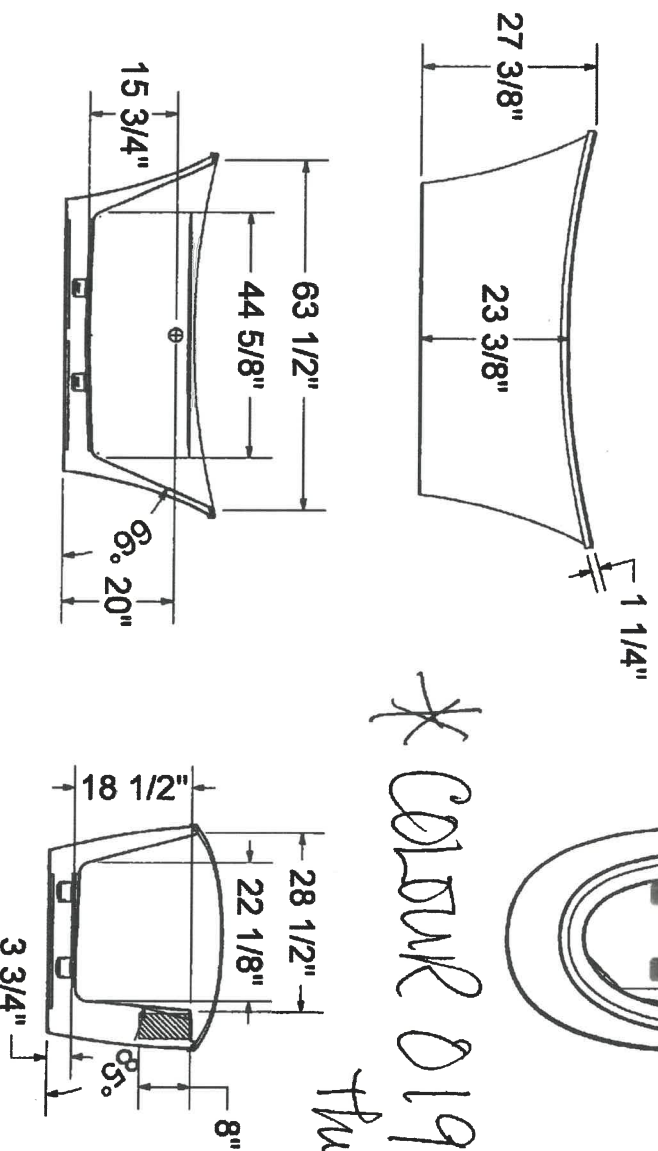
Ariosà 6636

MODEL NUMBER 106267

TECHNICAL DRAWINGS



MASTERBUILTE



* COLOUR 019

Thunder
Grey

() : Recommended faucet area of 15" (L) x 4" (W).
Depth recommended for straight pipes 8".
All dimensions are approximate. Structure measurements
must be verified against the unit to ensure proper fit.

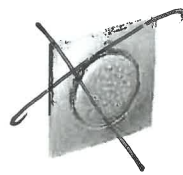

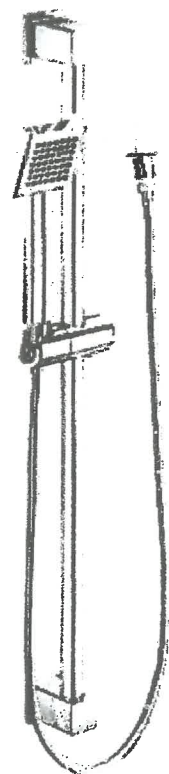
LOT 19
COOKSTOWN

AUG 22 2017

2017-08-22

3 jets

Lot 19 coxstown (MODEL HOME)



Master Ensuite

Model S3371 / S3600 (x3) / TS7115/
TS3100 (x3) / S3879EP / A721 / 116651/
164745 / S6345

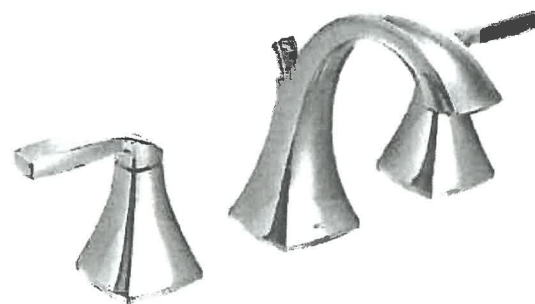
X 1



x 1 Unit



x 5 Unit



Master Ensuite Voss

T6905/69000 x 1



Master Ensuite Voss

T694/9797 x 1

JETS



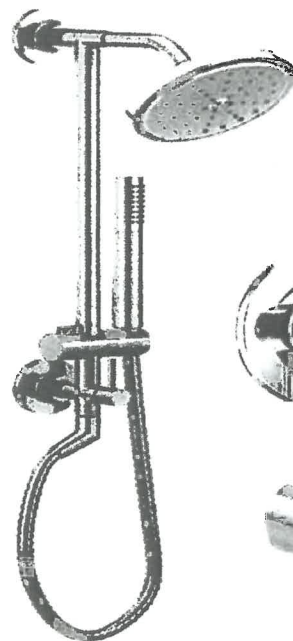
MOEN
Buy it for looks. Buy it for life.*

LOT 19 COOKSTOWN (MODEL HOME)




Bath 2/3 4 5 basement
Vichy 6710
Chrome
x 5 Units

512



Model: Annex (Ensuite 5)
TS3661NH/3839/T2661/62380/
173809
x 1 Units



Model: Shower Only
3669EP/A721/T4171/33
72/62380/T2661/S122/1
73809
x 4 Units



x 5 Units



x 5 Units