

STANDARD APPLIANCE OPENINGS

The purchaser acknowledges the following standard spaces for kitchen appliances:

Range Conventional – 30" Width

Hood Fan – 30" Width (must be the same or larger as range opening as per Ontario Building & Fire Code)

Refrigerator – 36" W x 72" H (Approximate - height may change due to bulkheads)

Dishwasher – 24" Width

6" Exhaust Vent above stove

OTHER _____

UPGRADED APPLIANCE OPENINGS

***Check all that apply - NON-STANDARD APPLIANCE OPTIONS**

NOTE: When upgrading appliances, there may be an additional charge to modify cabinetry and/or electrical and plumbing to accommodate the appropriate size from the manufacturer specifications of each appliance.

****MANUFACTURERS SPECIFICATIONS MUST BE ATTACHED****

36" / 42" Stove (Hood fan width will be the same as per Ontario Building Code)

Gas Stove

Slide-In Stove

Cooktop

*(Gas/Electric – Cut-out Charge & Plug Required)

Built-In Wall Oven

Hood Fan (may require larger vent, charges will apply – **6" is standard**)

8" Vent / 10" Vent

Chimney hoods **CENTRE VENT ABOVE

STOVE (clearance space will be left with this appliance will not butt up against cabinetry)

Built-In Microwave with Trim Kit ~~for extra~~

Built-In Microwave Drawer with Trim Kit

Warming Drawer

OTR – Over The Range Microwave *Plug required

Built-in Refrigerator/Sub Zero – If purchasing a side by side or French Door, the wall beside the door may be an issue if it is deeper than 24"

*Applicable charges may apply if required to due to space accommodations

*Note: Refrigerator Door Swing

Wine / Bar Fridge (electrical required)

Steam Oven / Built-In Coffee makers

Cargo Waste Bin systems

Front Load Washer & Dryer *(Specs required if installing counter above)

Stackable Washer & Dryer

NOTE: It is the Purchaser's responsibility to coordinate delivery, installation and hook up of appliances and to ensure they are installed as per Manufacturers specifications after closing.

Purchaser acknowledges responsibility for providing correct specification for such appliances. The purchaser agrees to deliver forthwith to the Builder the manufacturer's appliance specifications where the size exceeds the standard openings.

If specs not received, the standard openings as determined by Zancor Homes will be provided. If rework/repair is required due to late specs received, additional costs will be applied.

Appliance Specifications are to be sent to the Zancor Décor Centre no later than _____

Appliance Specifications received _____

Purchaser Signature _____

Date Oct 6/16

Purchaser Signature _____

Date _____

PROJECT Carleton Place.

LOT 42.9

10642-5

LG Steam Technology

LG steam technology penetrates fabric to remove soil, enhance cleaning results and removes common household allergens. The Allergiene™ cycle gently removes over 95% of common household allergens, like dust mites and pet dander, from even the most delicate fabrics. It's so effective this washing machine is certified by the Asthma Society of Canada (ASC).

6Motion Technology

With 6Motion technology, each wash cycle combines up to six different wash motions to provide a revolutionary cleaning experience and the ultimate in fabric care.

DirectDrive Motor

When you buy a washer, you don't want to worry it won't last. Because the DirectDrive motor uses fewer moving parts and operates more efficiently, LG confidently backs the motor with a 10-year warranty.

Dryer Key Features:

- Ultra-Large Capacity
- TurboSteam Technology
- Integrated Electronic Control Panel
- LoDecibel Quiet Operation
- ENERGY STAR® Qualified

Ultra-Large Capacity

Accurately dry big and bulky loads with 7.4 cubic feet of ultra-large capacity.

TurboSteam Technology

Got a wrinkle in your favourite shirt? LG's TurboSteam technology to the rescue. Toss the shirt in the dryer, turn on TurboSteam and in just 10 minutes your shirt is back in tip-top shape. This setting also helps refresh fabrics and reduce wrinkles in half the time of other steam settings.

Integrated Electronic Control Panel

The electronic control panel is integrated into the door for a distinct style, which includes the intuitive functionality you expect from an LG dryer.

Lo-Decibel Quiet Operation

There's no need for laundry to be noisy. Thanks to LG's LoDecibel operation, you won't even notice it.

Energy Star Qualified

Reap the rewards on your energy bill with this Energy Star qualified machine. Saving money never felt so good.


Dimensions:

- Washer: 27" W x 38.81" H x 32.81" D
- Dryer: 27" W x 38.81" H x 32.81" D

SPR.

The **BRICK.**

60642-5



**LG 5.2 Cu. Ft. Front-Load Steam®
Washer and 7.4 Cu. Ft. Electric
Dryer - Graphite Steel**

Now \$2,804.10

⑨
Item Code: LG5000LD

This package includes:

1 x LG 7.4 Cu. Ft. Electric Dryer with TurboSteam™ and
LoDecibel™ – Graphite Steel \$1,599.97
1 x LG 5.2 Cu Ft. High-Efficiency Front-Load Steam® Washer –
Graphite Steel \$1,699.97

Tackle the worst stains your family can dish out with this potent front-load Steam washer and electric dryer set from LG. Equipped to clean 5.2 cubic feet of household linens at one time, this washing machine is loaded with LG's Steam and 6Motion™ technologies to get every last towel and sock as clean as possible. Use any of the dryer's 14 cycles to thoroughly dry each load of laundry you place inside, and the LoDecibel™ technology will ensure you don't hear a thing while the machine is working.

Washer Key Features:

- Ultra-Large Capacity
- TurboWash®
- LG Steam Technology
- 6Motion Technology
- DirectDrive™ Motor

Ultra-Large Capacity

Tackle towers of towels, piles of sweatshirts and a mountain of jeans with the 5.2 cubic feet of space in this ultra-large capacity washer. Do more laundry in fewer loads and save time.

TurboWash

Soccer practice. Groceries. Dinner. Dishes. Shouldn't your laundry move as fast as you? Now it can with LG's enhanced TurboWash technology. Powerful, high-pressure nozzles save up to 30 minutes per load – without short-cutting cleaning performance, even on larger loads. Innovation that keeps up with your family calendar? That's not just laundry done fast – it's laundry at the speed of life.

MP

D5636XXLSHI

60142-5



Turbo Drying
Top tray for bowls and cutlery
Upper basket type: Premium
Lower basket type: Premium
Separate removable basket
Number of place settings: 16

Top tray functions
InstantLift™ - smart height adjustment of the top tray
Divisible and removable trays
Rack for knives and utensils
Rack for bowls and cups
Telescopic rails

Upper basket functions
Tight mesh base
Multi position wine shelf left
Multi position wine shelf right
Fixed pin rows
Fixed glass support
Wide knife stand
Guide rails with ball bearings

Lower basket functions
Tight mesh base
Foldable/divisible pin rows rear
Separate removable basket

Programs
Sanitation wash
Normal wash
Heavy wash
Quick wash
Hygiene wash
Delicate wash
ECO wash
Upper half
Lower half

Options
Delayed start

Cleaning systems
Number of spray zones: 9
Number of spray arms: 3
WideClean™ - extra washing power for pots and pans
SCS - Super Cleaning System™
Aqua Level™ Sensor
Stainless steel spray arms

Drying system
Turbo Drying™

Features
8 stainless steel parts
Time remaining indicator
Voice signal for the end of washing cycle
Hidden heater
KidSafe - lockable controls

Water safety
Few sealing points outside the container
Long lasting seam welded tank
Waterproof external base
Exterior float
Aqua Detect™ Sensor
Aqua Level™ Sensor
Stand-by water protection
Yes
Max time water intake
Sound alarm
Anti-block drain pump

Installation
Adjustable feet
Multi fit outlet hose
Fixed high loop outlet hose
Trim kit

EAN code: 3838942043871
code: 492612

General
Product: Dishwasher
Mode of installation: Built-in
Size: XXL
LED display
Number of programs: 9
Noise level: 46 dB(A)
Number of baskets: 3
EAN code: 3838942043871

Dimensions and installation
Height: 34 1/4 (870 mm)
Width: 23 15/16 (608 mm)
Depth: 22 7/8 (581 mm)
Packaging height: 36 5/8 (930 mm)
Packaging width: 26 3/16 (640 mm)
Packaging depth: 26 3/4 (680 mm)
Length electrical cord: 46 7/16 (1180 mm)
Length inlet hose: 66 1/8 (1680 mm)
Length outlet hose: 41 3/4 (1060 mm)
Weight net: 101 lbs
Weight gross: 109 lbs

Technical information
Voltage: 120 V
Current: 15 A

Consumption
Energy consumption/cycle: 0,87 kWh

MR

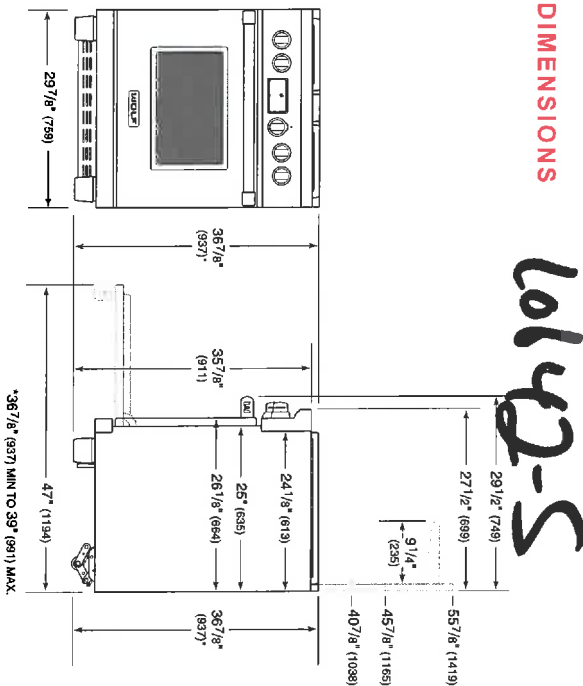
30" DUAL FUEL RANGE - 4 BURNERS



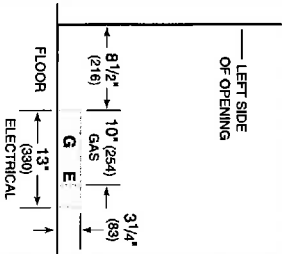
PRODUCT SPECIFICATIONS

Model	DF304	
Dimensions	29 7/8"W x 36 7/8"H x 29 1/2"D	
Oven 1 Interior Dimensions	25"W x 16 1/2"H x 19"D	
Oven 1 Usable Capacity	2.8 cu ft	
Oven 1 Overall Capacity	4.5 cu ft	
Door Clearance	19 1/2"	
Weight	325 lb	
Electrical Supply	240/208 VAC, 60 Hz	
Electrical Service	30 amp dedicated circuit	
Gas Supply	3/4" rigid pipe	
Gas Inlet	1/2" NPT female	

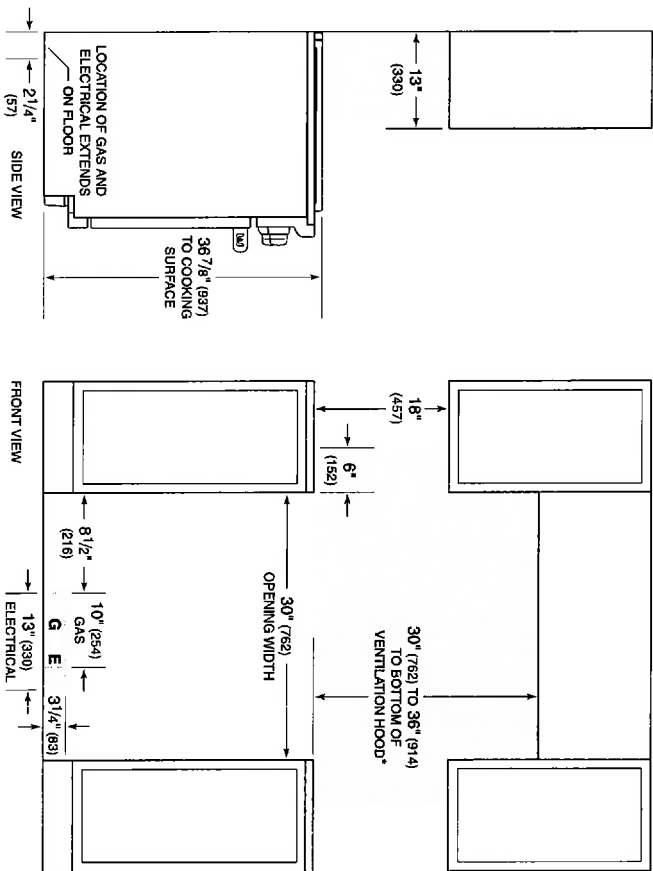
DIMENSIONS



ELECTRICAL AND GAS



STANDARD INSTALLATION



*Without ventilation hood, 36" (914) minimum clearance countertop to combustible materials.
NOTE: Shaded area above countertop indicates minimum clearance to combustible surfaces.
combustible materials cannot be located within this area.
For island installation, 12" (305) minimum clearance back of range to combustible rear wall above countertop.

WOLF

30" DUAL FUEL RANGE - 4 BURNERS



DF 304

601425 

FEATURES

- Dual convection oven for faster, more consistent cooking
- 10 cooking modes make meals easy
- Dual-stacked burners produce up to 20,000 Btu
- Burners capable of delivering less than 300 Btu for premier simmer performance
- Cobalt blue porcelain interior
- Exclusive pivoting control panel
- Continuous cast-iron grates for easy movement of pots and pans
- Rigorously tested in our U.S. manufacturing facilities for decades of use
- Exceptional 24/7 support from our Customer Care team in Madison
- Individual spark ignition system
- Heavy-gauge stainless steel
- Red, black or stainless steel control knobs
- Temperature probe lets you know when it's done
- Self clean, delayed start, timed cook, Sabbath mode and more

ACCESSORIES

- Bake stone kit (stone, rack and peel)
- Stainless steel, brass or chrome bezels
- Front leg and rear castler covers
- High altitude conversion kit
- Dehydration kit (racks and door stop)
- Full-extension easy glide oven rack
- Cast iron S-grates and wok grate
- Stainless steel kickplate
- Signature red, black or stainless steel control knobs
- Temperature probe and broiler pan
- 5" and 10" stainless steel risers, and 20" riser with shelf
- Set of three standard oven racks
- 30" baking sheet


Accessories available through an authorized Sub-Zero dealer.
For local dealer information, visit subzero-wolf.com/localor



KNOB OPTIONS



TOP CONFIGURATION



RANGETOP SPECIFICATIONS

- 1 - 9,200 Btu Burner
- 1 - 15,000 Btu Burner
- 1 - 18,000 Btu Burner
- 1 - 20,000 Btu Burner

9/6

36" BUILT-IN OVER-AND-UNDER REFRIGERATOR/FREEZER

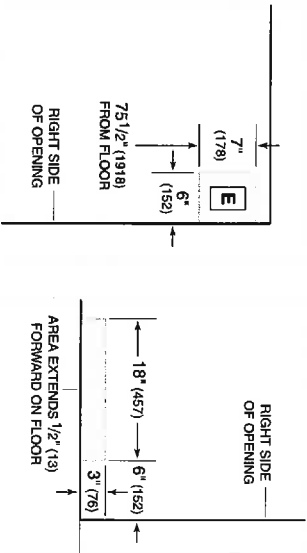
SUB•ZERO

PRODUCT SPECIFICATIONS

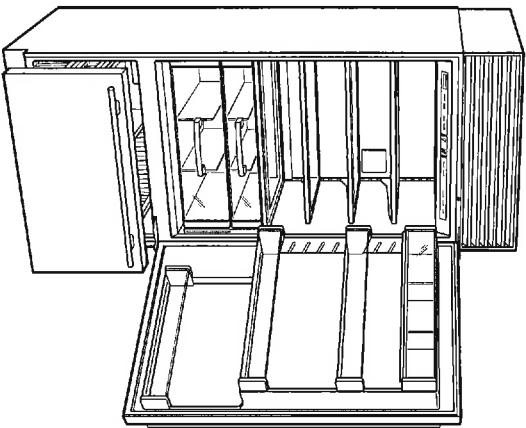
Model	BI-36U/S
Dimensions	36"W x 84"H x 24"D
Door Clearance	37 1/4"
Drawer Clearance	23 5/8"
Weight	515 lb
Refrigerator Capacity	16.4 cu ft
Freezer Capacity	5.3 cu ft
Electrical Supply	115 VAC, 60 Hz
Electrical Service	15 amp dedicated circuit
Plumbing Supply	1/4" OD copper, braided stainless steel or PEX tubing
Plumbing Pressure	35-120 psi

ELECTRICAL

PLUMBING

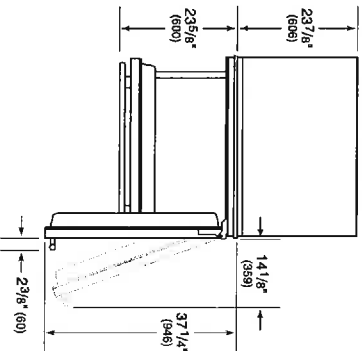
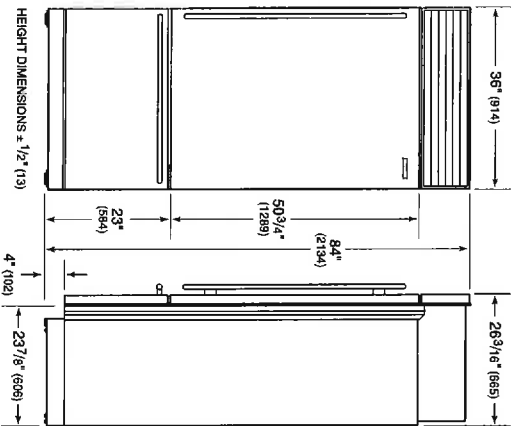


INTERIOR VIEW

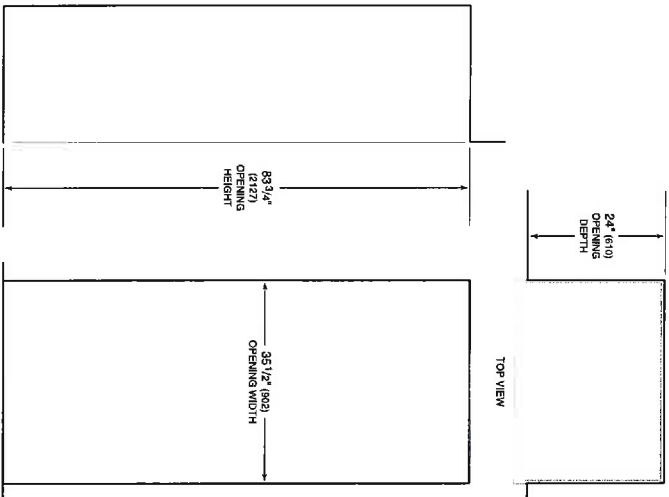


This illustration is intended for interior reference only and may not represent the exterior of the model being specified.

DIMENSIONS



STANDARD INSTALLATION



10142.5

36" BUILT-IN OVER-AND-UNDER REFRIGERATOR/FREEZER

SUB•ZERO

B1-36 U/S



FEATURES

Dual refrigeration keeps food fresher longer

Air purification system fights spoilage, odors

Crispers and deli drawers in low-temp, high-humidity zones for optimum freshness

Microprocessor control assures peak performance

Water-filtration system for ice reduces contaminants, chlorine taste and odor

Freshness cards for maximum food preservation

Clear-view, triple-pane and UV-resistant glass door

Rigorously tested in our U.S. manufacturing facilities to ensure at least 20 years of heavy use

Exceptional 24/7 support from our Customer Care team based in Madison, Wisconsin and just footsteps from our factory

"Soft bright" interior lighting

Over-and-under refrigerator/freezer storage

Magnetic door seal system locks in cold air

Automatic ice maker with "max ice" feature

Adjustable shelves for maximum convenience

ACCESSORIES

Stainless steel kickplate

Grilles for 83" or 88" finished height (84" is standard)

Side panel mounting kit

Dual installation kit with or without dual wide grille—84" finished height

Replacement water filter

Accessories are available through an authorized Sub-Zero dealer. For local dealer information, visit subzero-wolf.com/locator

Lot 42-S



HANDLE OPTIONS

PRO



TUBULAR



PRODUCT DETAILS


REFRIGERATOR

- 3 Adjustable glass shelves
- 1 Stationary glass shelf
- 1 High-humidity drawer with dividers
- 1 Storage drawer with dividers
- 2 Adjustable door shelves
- 1 Stationary door shelf
- Adjustable dairy compartment

FREEZER

- Full-extension roll-out freezer drawer
- Two-tier wire storage baskets
- Automatic ice maker

2025



SU54

60142-5

SU54

- SU54 36" 48" Motor: 2 x EBM 1100 cfm (Duct Size 8")
- SU54 30" 1 x EBM 600 cfm (Duct Size 6")
- Pressure: 800 Pa
- Noise level: 66 dBA/5.1 sones

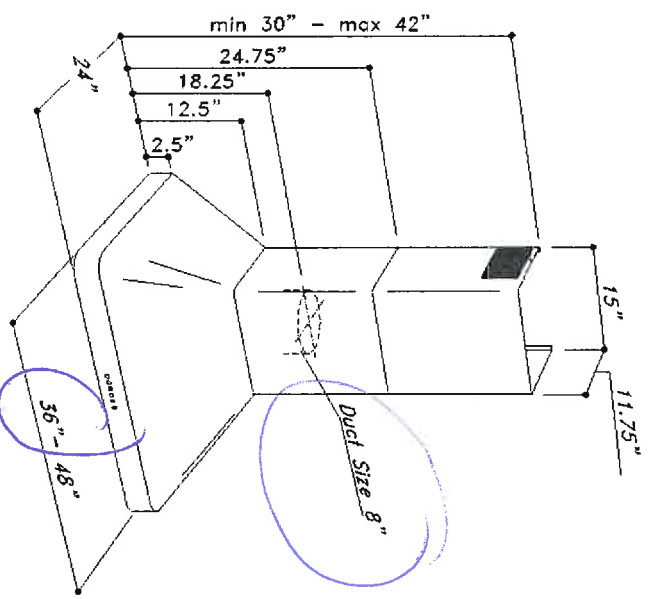
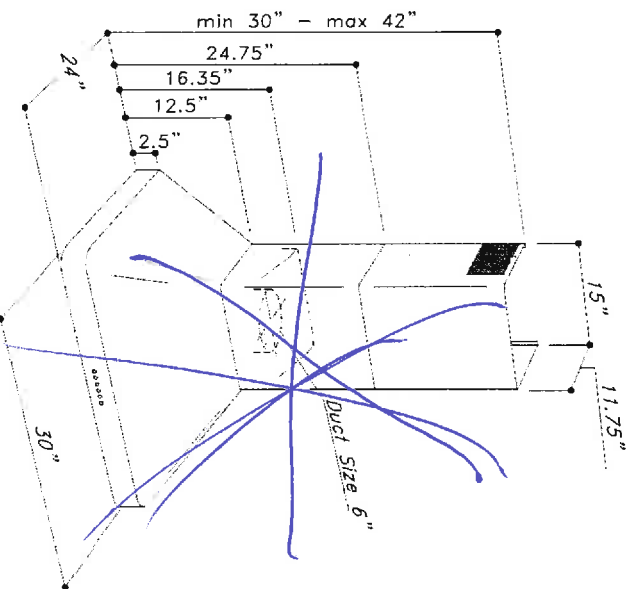
Lighting:

- 2x20W Halogen lamps in 30" version
- 2x20W Halogen lamps in 36" version
- 4x20W Halogen lamps in 48" version



- Control panel: 4 speed push-button + timer + light switch

- grease filter: commercial style baffle filters
- Stainless steel: AISI 430




AK

Drawer Microwave

800 Series – Stainless Steel HMD8451UC

Lot 42.5



HMD8451UC
Stainless Steel

Drawer microwave opens and closes automatically with the push of a button, and can be installed flush to cabinet.

Features & Benefits

Convenient automatic sensor programs simplify cooking for great results every time.

White touch control LCD matches Bosch wall ovens.

Able to fit a 20 oz. cup or a 13" x 9" baking oven pan.

Low profile design with touch "open" and "close".

General Properties	
Cavity material	White
Max. microwave power (W)	950 W
Capacity	
Cavity capacity (cu. ft.)	1.2 cu. ft.
Technical Details	
Watts (W)	1,500 W
Circuit breaker (A)	15 A
Volts (V)	120 V
Frequency (Hz)	60 Hz
Power cord length (in)	48"
Plug type	120V-3 prong
Dimensions & Weight	
Overall appliance dimensions (HxWxD) (in)	16 5/16" X 23 7/8" X 23 3/8"
Required cutout size (HxWxD) (in)	14 13/16" x 22 1/8" x 23 1/2"
Net weight (lbs)	81 lbs



For help and assistance with Bosch accessories please call 1-800-944-2904 Mon-Fri 8am to 6pm EST

Notes: All height, width and depth dimensions are shown in inches. Please refer to installation instructions prior to making cutout. BSH reserves the absolute and unrestricted right to change product materials and specifications at any time, without notice. Consult the product's installation instructions for final dimensional data and other details. Applicable product warranty can be found in accompanying product literature or you may contact your account manager for further details.

Warranties: Bosch warrants that the Product is free from defects in materials and workmanship for a period of three hundred and sixty-five (365) days from the date of purchase. The foregoing timeline begins to run upon the date of purchase, and shall not be stalled, tolled, extended, or suspended for any reason whatsoever. This Product is also warranted to be free from cosmetic defects in material and workmanship (such as scratches of stainless steel, paint/porcelain blemishes, chip, dents, or other damage to the finish of the Product, for a period of thirty (30) days from the date of purchase or closing date for new construction. This cosmetic warranty excludes slight color variations due to inherent differences in painted and porcelain parts, as well as differences caused by kitchen lighting, product location, or other similar factors. This cosmetic warranty specifically excludes any display, floor, "As Is," or "B" stock appliances.

For more information on our entire line of products, go to www.bosch-home.ca or call 1-800-944-2904

© BSH Home Appliances Limited. All rights reserved. Bosch is a registered trademark of Robert Bosch GmbH.

Signature

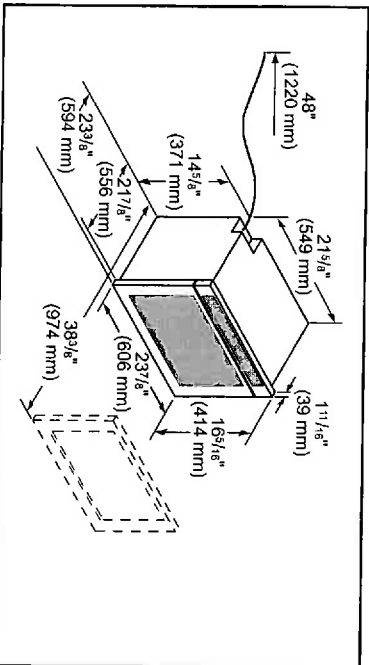
Drawer Microwave

800 Series – Stainless Steel HMD8451UC

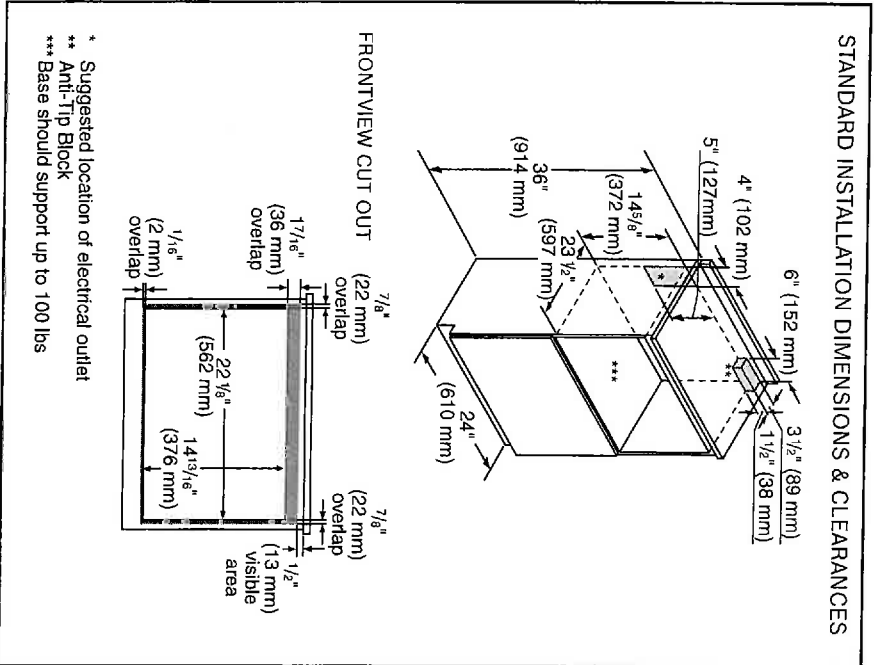
10142-5
0686116



Installation Details

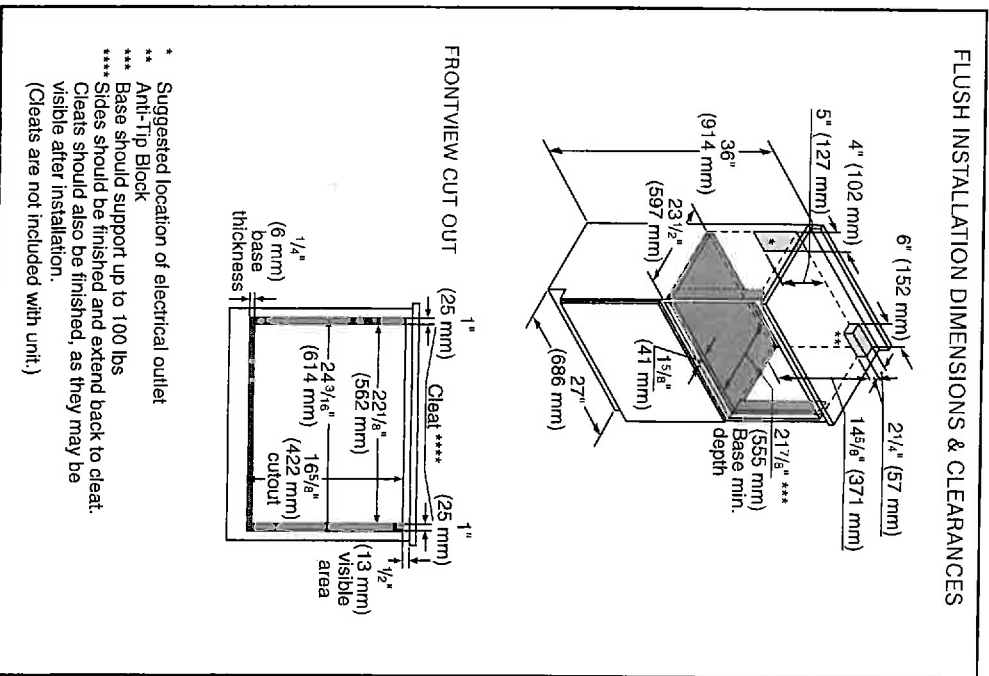


STANDARD INSTALLATION DIMENSIONS & CLEARANCES



- * Suggested location of electrical outlet
- ** Anti-Tip Block
- *** Base should support up to 100 lbs

FLUSH INSTALLATION DIMENSIONS & CLEARANCES



- * Suggested location of electrical outlet
- ** Anti-Tip Block
- *** Base should support up to 100 lbs
- **** Sides should be finished and extend back to cleat. Cleats should also be finished, as they may be visible after installation. (Cleats are not included with unit.)

For help and assistance with Bosch accessories please call 1-800-944-2904 Mon-Fri 8am to 6pm EST

Notes: All height, width and depth dimensions are shown in inches. Please refer to installation instructions prior to making cutout. BSH reserves the absolute and unrestricted right to change product materials and specifications, at any time, without notice. Consult the product's installation instructions for final dimensional data and other details. Applicable product warranty can be found in accompanying product literature or you may contact your account manager for further details.

Warranties: Bosch warrants that the Product is free from defects in materials and workmanship for a period of three hundred and sixty-five (365) days from the date of purchase. The foregoing timeline begins to run upon the date of purchase, and shall not be stalled, tolled, extended, or suspended, for any reason whatsoever. This Product is also warranted to be free from cosmetic defects in material and workmanship (such as scratches of stainless steel, paint/porcelain blemishes, chip, dents, or other damage to the finish of the Product, for a period of thirty (30) days from the date of purchase or closing date for new construction. This cosmetic warranty excludes slight color variations due to inherent differences in painted and porcelain parts, as well as differences caused by kitchen lighting, product location, or other similar factors. This cosmetic warranty excludes any display, floor, "As Is", or "B" stock appliances.

For more information on our entire line of products, go to www.bosch-home.ca or call 1-800-944-2904

© BSH Home Appliances Limited. All rights reserved. Bosch is a registered trademark of Robert Bosch GmbH.

Signature