

Lot 9
Phase KC
Model Hylton (80-1) Elev B

ATONIETTA DECRISTOFARO and ROBERTO TORELLI

Colours Upgrade Report
The Castles of King City Print Date:05-Oct-16

PE With Agreement

- 1. STANDARD LOT, NO DECK OR STAIRS INCLUDED.
- 2. ~~\$20,000.00~~ TO BE USED AT THE TIME OF THE DECOR APPOINTMENT ON UPGRADES FROM BUILDERS STANDARD SAMPLES. (INCLUSIVE OF HST)
- 3. PURCHASERS ARE NOT ENTITLED TO ANY FURTHER PROMOTIONS BY THE BUILDER.

Colours

| ID | Group | Description | Invoice | Date Ordered | |
|--------|----------------------|---|---------|--------------|--|
| 2739 ✓ | STRUCTURAL | Electrical: Dining room: install 8 STD LED potlights, Sep switch from STD Den: install 4 STD LED potlights, Sep switch from STD Family Room: Install 2 wall rough ins 70inc from floor, sep switch from STD Portico: Move STD light center of protico ceiling Foyer: Move STD light as per sketch. 6 STD LED potlights, same switch. Sep switch from STD light Main hall in front of stairs: 3 STD led potlights, delete STD Arched ceiling: 2 STD led potlights, same switch as mainhall Breakfast: 8 STD led potlights, Delete STD Kitchen: 7 STD led potlights, sep switch from STD Mud Room: 2 STD led potlights, delete STD Mud room foyer: 2 STD led potlights, delete STD Second floor landing: STD light as per sketch. Master Bedroom: 8 STD LED potlights, sep switch from STD WIC hers: 3 STD lights as per sketch, same switch WIC his: 2 STD led potlights, delete STD Dressing area: 2 capped wall rough ins 65 inch from floor, same switch as STD Master Ensuite: 5 STD LED potlights as per sketch, sep switch from STD. 2 wall capped rough in as per sketch by tub, 65 inch from floor. Sep switch from STD Main hall: install 3 STD LED potlights as per sketch Water closet: 1 STD led potlights as per sketch, delete STD Second floor main hall: 3 STD led potlights as per sketch, delete STD Bedroom 2: Capped rough in as per sketch | 527 | | |
| 2740 ✓ | STRUCTURAL | Master ensuite: Infinity drain *do not install curb | 527 | | |
| 2741 ✓ | STRUCTURAL | Ens 2 and 4: frameless glass showers | 527 | | |
| 2742 ✓ | STRUCTURAL | Increase garden door to 96 inch Venice black 35 mm | 527 | | |
| 2743 ✓ | STRUCTURAL | Garage man door: 96 inch *STD | 527 | | |
| 3713 ✓ | AMENDMENT | 1. Zancor Homes will repair the outer membrane (pictures attached) 2. Take 2 story window and divide into 2 windows with upper window being the same height as the master bedroom windows (for future installation of sub floor) **as per Amendment | 693 | | |
| 4381 ✓ | ELECTRICAL ADDITIONS | ELECTRICAL ADD 240 V FOR BUILT IN WALL OVEN SEE KITCHEN DRAWING | 788 | | |
| 4382 ✓ | ELECTRICAL ADDITIONS | ELECTRICAL ADD 15 AM SEPARATE CIRCUIT FOR MICROWAVE | 788 | | |

Lot 9
Phase KC
Model Hylton (80-1) Elev B

Colours Upgrade Report
The Castles of King City Print Date:05-Oct-16

ATONIETTA DECRISTOFARO and ROBERTO TORELLI

| | | | | | |
|--------|----------------------|--|-----|--|--|
| 4383 ✓ | ELECTRICAL ADDITIONS | ELECTRICAL ADD 1 CAP LIGHT ON KITCHEN ISLAND ALONG WITH STANDARD LIGHT ON SAME SWITCH ADD 1 CAP LIGHT IN KITCHEN BREAKFAST AREA ON SEPARATE SWITCH | 788 | | |
| 4384 ✓ | ELECTRICAL ADDITIONS | HVAC UPGRADE TO 8 INCH EXHAUST VENT | 788 | | |
| 4385 ✓ | ELECTRICAL ADDITIONS | ELECTRICAL LED EXTERIOR SOFFIT POTLIGHTS 3 ON THE LEFT SIDE OF THE HOME 1 RIGHT SIDE OF HOME 9 AT THE FRONT ALL ON SAME SEPARATE SWITCH | 788 | | |
| 4386 ✓ | ELECTRICAL ADDITIONS | ELECTRICAL ADD 1 RECEPTACLE FOR WINE FRIDGE SEE KITCHEN PLAN | 788 | | |
| 4387 ✓ | ELECTRICAL ADDITIONS | ELECTRICAL KITCHEN & SERVERY LED STRIP LIGHTING SERVERY ON ONE SWITCH KITCHEN ON ONE SWITCH | 788 | | |
| 4388 ✓ | ELECTRICAL ADDITIONS | ELECTRICAL ADD 1 RECEPTACLE ON KITCHEN ISLAND | 788 | | |
| 4389 ✓ | ELECTRICAL ADDITIONS | PLUMBING ROUGH IN FOR SINK ON ISLAND | 788 | | |
| 4401 ✓ | COLOURS | TILES UPGRADE # 5 KITCHEN, BREAKFAST, SERVERY, POWDER ROOM, MUD ROOM, BASEMENT FOYER | 790 | | |
| 4402 ✓ | COLOURS | TILES MASTER ENSUITE UPGRADE # 6 FLOOR, SHOWER WALL UPGRADE SHOWER FLOOR TILES WILL BE CUT DOWN SIZE TO BE DETERMINED ONCE DRAIN IS INSTALLED | 790 | | |
| 4404 ✓ | COLOURS | UPGRADE SHOWER JAMB AND SEAT IN SHOWER MASTER ENSUITE WHITE QUARTZ | 790 | | |
| 4405 ✓ | COLOURS | TILES UPGRADE # 4 2ND ENSUITE FLOOR AND WALL TILE STACKED | 790 | | |
| 4406 ✓ | COLOURS | TILES 3RD ENSUITE UPGRADE # 4 FLOOR AND WALL TILE INSTALL STACKED | 790 | | |
| 4407 ✓ | COLOURS | TILES ENSUITE 4 UPGRADE # 4 FLOOR ONLY TILE INSTALL STACKED HORIZONTAL , WALL TILE UPGRADE 3 4 | 790 | | |
| 4408 ✓ | COLOURS | COUNTER TOPS KITCHEN/ PERIMETER & SERVERY UPGRADE #4 \$3,400.00 UPGRADE # 1 KITCHEN ISLAND \$720.00 | 790 | | |
| 4409 ✓ | COLOURS | COUNTER TOPS POWDER ROOM UPGRADE # 1 | 790 | | |
| 4410 ✓ | COLOURS | HARDWOOD UPGRADE # 4 | 790 | | |
| 4412 ✓ | COLOURS | TRIM UPGRADE # STEP 2 | 790 | | |
| 4455 ✓ | ELECTRICAL | ELECTRICAL -GREAT ROOM - 5 FT ELECTRICAL OUTLET -MASTER BEDROOM - 5.5FT ELECTRICAL OUTLET ***SEE SKETCH (PAID AT SMART TECH) | 799 | | |

Lot 9
Phase KC
Model Hylton (80-1) Elev B

ATONIETTA DECRISTOFARO and ROBERTO TORELLI

Colours Upgrade Report
The Castles of King City Print Date:05-Oct-16

| | | | | | |
|------|------------------------|---|-----|--|--|
| 4541 | ELECTRICAL ADDITION | ELECTRICAL ADD (4) LED POTLIGHTS IN FAMILY ROOM ON SEPARATE SWITCH APPROVED BY DD ✓ | 808 | | |
| 4658 | COLOURS | NOTE PURCHASER HAS ADDED A SINK ROUGH IN ONLY ON THE KITCHEN ISLAND THEY WILL INSTALL THE SINK AND FAUCET AFTER CLOSING ✓ | 790 | | |
| 4659 | COLOURS | TILES NO TILE BACKPLASH WILL BE INSTALLED CLIENT HAS DECLINED (NO CREDIT) ✓ | 790 | | |
| 4692 | COLOURS | TILES UPGRADE # 4 FLOOR LAUNDRY ROOM INSTALL STACKED ✓ | 790 | | |
| 4693 | COLOURS | PLUMBING UPGRADE KITCHEN SINK BLANCO R 15 U SUPER SINGLE # 401518 SEE SKETCH ✓ | 790 | | |
| 4694 | COLOURS | KITCHEN UPGRADES PARIS KITCHENS DATED SEPTEMBER 6, 2016 ✓ | 790 | | |
| 4708 | COLOURS | PURCHASERS HAVE DECLINED KITCHEN BACKSPLASH (NO CREDIT) PURCHASERS ACKNOWLEDGES AND ACCEPTS THAT DUE TO DELETION OD BACKSPLASH TILES CERTAIN STOVES MAY NOT BE ABLE TO BE HOOKED UP FOR OPERATION UNTIL BACKSPLASH TILES ARE INSTALLED.THE HOOK UP AND ADDITIONAL SERVICE CALL (IF REQUIRED) IS SOLEY THE PURCHASERS RESPONSIBILITY ✓ | 790 | | |
| 4709 | COLOURS | TILES MAIN FLOOR FOYER UPGRADE #6 ✓ | 790 | | |

ZANCOR HOMES COLOUR CHART

| CABINETRY / COUNTERTOPS | | | | | | |
|---|---|----------------|------------------------|---------------------|-----------------|---------------|
| DOOR STYLE | HARDWARE | COUNTERTOP | EDGE | | | |
| Kitchen perimeter&servery | AS PER PARIS KITCHENS | AS PER PARIS | ABOSOLUTE WHITE (4) | | | C |
| Kitchen island only | AS PER PARIS KITCHENS | AS PER PARIS | K 3093 (1) | | | C |
| Master Ensuite | AS PER PARIS KITCHENS | AS PER PARIS | A3093 STD WHITE QUARTZ | | | H |
| 2nd Ensuite | AS PER PARIS KITCHENS | AS PER PARIS | DESIGNER WHITE D354-CA | | | |
| 3rd Ensuite | AS PER PARIS KITCHENS | AS PER PARIS | DESIGNER WHITE D354-CA | | | |
| 4TH Ensuite | AS PER PARIS KITCHENS | AS PER PARIS | DESIGNER WHITE D354-CA | | | |
| Laundry | AS PER PARIS KITCHENS | AS PER PARIS | DESIGNER WHITE D354-CA | | | |
| Powder Room | AS PER PARIS KITCHENS | AS PER PARIS | NOBLE GREY LGHT (1) | | | H |
| TILES | | | | | | |
| Kitchen Floor/Servery | BURSAK WHITE 24 X 24 UPGRADE # 5 | | | INSERTS | Stair Jamb/Seal | |
| Breakfast Floor | BURSAK WHITE 24 X 24 UPGRADE # 5 | | | | | |
| Kitchen Bk.Splash | NA | | | | | |
| Main Foyer | ALL GREY LUX 24" X 24' UPGRADE # 6 | | | | | |
| Main Hall | NA | | | | | |
| Powder Room | BURSAK WHITE 24 X 24 UPGRADE # 5 | | | | | |
| Laundry | KIOAQUE TITANIUM 12 X 24 STACKED UPGRADE # 4 | | | | | |
| Mud Room | BURSAK WHITE 24 X 24 UPGRADE # 5 | | | | | |
| Basement Foyer | BURSAK WHITE 24 X 24 UPGRADE # 5 | | | | | |
| Mstr Ensuite Floor | RAINFOREST DEW 18 X 35 STACKED UP # 6 (SEE SKETCH) | | | | | |
| Mstr Ensuite Shower | RAINFOREST DEW 18 X 35 STACKED HORIZONTAL UP # 6 | | | | | WHITE QUARTZ |
| Mstr Ens Shower Floor | RAINFOREST DEW CUT DOWN TO SUIT (INFINITY DRAIN) | | | | | |
| 2nd Ensuite Floor | KIOAQUE TITANIUM 12 X 24 STACKED UPGRADE # 4 | | | | | |
| 2nd Ensuite Shower | KIOAQUE TITANIUM 12 X 24 STACKED HORIZONTAL UPGRADE # 4 | | | | | |
| 2nd Ensuite Shower Floor | 2 X 2 WHITE | | | | | BIANCA CARERA |
| 3rd Ensuite Floor | KIOAQUE TITANIUM 12 X 24 STACKED UPGRADE # 4 | | | | | |
| 3rd Ensuite Tub Wall | KIOAQUE TITANIUM 12 X 24 STACKED HORIZONTAL UPGRADE # 4 | | | | | |
| 4th Ensuite Floor | KIOAQUE TITANIUM 12 X 24 STACKED UPGRADE # 4 | | | | | |
| 4th Ensuite Shower Wall | KIOAQUE TITANIUM 12 X 24 STACKED HORIZONTAL UPGRADE # 4 | | | NA | | BIANCA CRERR |
| 4th Ensuite shower floor | 2 X 2 WHITE | | | | | |
| HARDWOOD / CARPET | | | | | | |
| Living Room | | NA | | | | |
| Dining Room | VINTAGE SOLID SAWN PEARL BAROQUE 5" UPGRADE # 4 | | | | | |
| Family/Great Room | VINTAGE SOLID SAWN PEARL BAROQUE 5" UPGRADE # 4 | | | | | |
| Den/Study | VINTAGE SOLID SAWN PEARL BAROQUE 5" UPGRADE # 4 | | | | | |
| Kitchen *(Waiver) | | NA | | | | |
| Main Foyer *(Waiver) | | NA | | | | |
| Main Hall By Stairs | VINTAGE SOLID SAWN PEARL BAROQUE 5" UPGRADE # 4 | | | | | |
| Upper Hall | VINTAGE SOLID SAWN PEARL BAROQUE 5" UPGRADE # 4 | | | | | |
| Master Bedroom | VINTAGE SOLID SAWN PEARL BAROQUE 5" UPGRADE # 4 | | | | | |
| Bedroom 2 | VINTAGE SOLID SAWN PEARL BAROQUE 5" UPGRADE # 4 | | | | | |
| Bedroom 3 | VINTAGE SOLID SAWN PEARL BAROQUE 5" UPGRADE # 4 | | | | | |
| Bedroom 4 | VINTAGE SOLID SAWN PEARL BAROQUE 5" UPGRADE # 4 | | | | | |
| Carpet Underpad | | NA | | | | |
| Basement Foyer | | NA | | | | |
| Other | | | | | | |
| FIREPLACES | | | | | | |
| LOCATION | FAMILY ROOM | MANTLE | NF 8 | | | |
| INSERT & SURROUND | NERO MARQUINA | HEARTH | NA | | | |
| MIRRORS & ACCESSORIES | | | | | | |
| Mirrors | STANDARD | Crown Moulding | 102 | | | |
| Bathroom Accessories | STANDARD | Location | DINING ROOM | | | |
| Purchaser has reviewed the colour chart | | | | LOT / SITE | | |
| ****FOR TRADE USE**** | | | | LOT 9 ROYAL CASTLES | | |
| Any upgrades in the colour chart must be accompanied with a PES. It is the responsibility of all Trades to inform the builder of any discrepancies on sketches, PES and/or colour charts PRIOR to installation. | | | | | | |
| ** PAGE 1 OF 2 ** | | | | Purchaser Initial | Vendor | |

SEP 15 2016

ZANCOR HOMES COLOUR CHART

| STAIRS, RAILING & PICKETS & STAIR STAIN | | | STAIN TO MATCH BAROQUE | |
|--|--|--|------------------------|--|
| Stair Stain / Species: | | | | |
| Main to 2nd Railing Details: | | Single collar w/Alt Plain w/shoes (0101) R6 (3") Grooved oak handrail 3 1/2" Sq oak champhered posts | | |
| Main to Basement Railing Details: | | Single collar w/Alt Plain w/shoes (0101) R6 (3") Grooved oak handrail 3 1/2" Sq oak champhered posts | | |
| WHITE Paint Req'd & Where: | | NA | | |
| TRIM | | | | |
| Casing/Baseboards | | UPGRADE # 2 STEP | | |
| Interior Doors | | STANDARD | | |
| Interior Door Hardware | | STANDARD | | |
| Exterior Door Hardware | | STANDARD | | |
| PAINT | | | | |
| Kitchen/Breakfast | BALLET WHITE OC9 | Master Bedroom | BALLET WHITE OC9 | |
| Living Room | BALLET WHITE OC9 | Bedroom 2 | BALLET WHITE OC9 | |
| Dining Room | BALLET WHITE OC9 | Bedroom 3 | BALLET WHITE OC9 | |
| Family/Great room | BALLET WHITE OC9 | Bedroom 4 | BALLET WHITE OC9 | |
| Den/Study | BALLET WHITE OC9 | Ensuite | BALLET WHITE OC9 | |
| Main/Upper Hall | BALLET WHITE OC9 | 4TH Ensuite | BALLET WHITE OC9 | |
| Laundry | BALLET WHITE OC9 | 2nd Ensuite | BALLET WHITE OC9 | |
| Powder Room | BALLET WHITE OC9 | 3rd Ensuite | BALLET WHITE OC9 | |
| PLUMBING | | | | |
| | FIXTURES | FAUCETS | | NOTES |
| Kitchen | UPGRADE | STANDARD | | BLANCO R 15 U SUPER SINGLE # 401518 SEE SKETCH |
| Powder Room | STANDARD | STANDARD | | |
| Master Ensuite | STANDARD | STANDARD | | |
| 2nd Ensuite | STANDARD | STANDARD | | |
| 3rd Ensuite | STANDARD | STANDARD | | |
| 4th Ensuite | STANDARD | STANDARD | | |
| Island Sink | NA | NA | | |
| ZANCOR APPLIANCE REQUIREMENTS | | | | |
| Appliance Package received in 'Schedule E' | | | | |
| | UPG (SEE PES) | DECLINED | | NOTES |
| GAS LINE BBQ | STANDARD | | | |
| WATERLINE to Fridge | STANDARD | | | |
| STOVE Venting SIZE | 8" | | | |
| ELECTRICAL for Built-in Oven | UPGRADE | | | |
| ELECTRICAL for Built-in Micro / OTR | UPGRADE | | | |
| ELECTRICAL for Gas Stove / Cooktop | STANDARD | | | |
| ELECTRICAL for Bar Fridge | UPGRADE | | | |
| DISCLAIMER | | | | |
| Colours of all materials are as close as possible to Builders selection but not necessarily identical due to dye lot variances in manufacturing/manufacturers. Due to construction progress some items may have been pre-selected or installed. In this event the Vendor's selection must be accepted by the purchaser | | | INITIALS | |
| Any changes to the colour chart after signing are subject to a \$5000 administration fee plus costs | | | | |
| Purchaser has checked and acknowledged accuracy of colour and selections before signing. | | | | |
| SITE:ROYAL CASTLES | 80-1 B HYLTON | LOT: 9RC | | |
| PURCHASER(S): | Roberto Torelli Antonietta Decristaro | | | |
| HOME #: | | | | |
| CELL #: | 416 509 8448 | | | |
| EMAIL: | | | | |
| ***FOR TRADE USE*** | | | | |
| Any upgrades in the colour chart must be accompanied with a PES. | | | | |
| It is the responsibility of all Trades to inform the builder of any discrepancies on sketches, PES and/or colour charts PRIOR to installation. | | | | |
| *** PAGE 2 OF 2 *** | | | Vendor Signature | |
| | | | Date | |



Purchaser Signature
Date
Purchaser Signature
Date
Decor Consultant Signature
Date

SEP 15 2016

AND

4-Potlight's
Aug 16/16

July 21/16



80-1

4317 S.F.

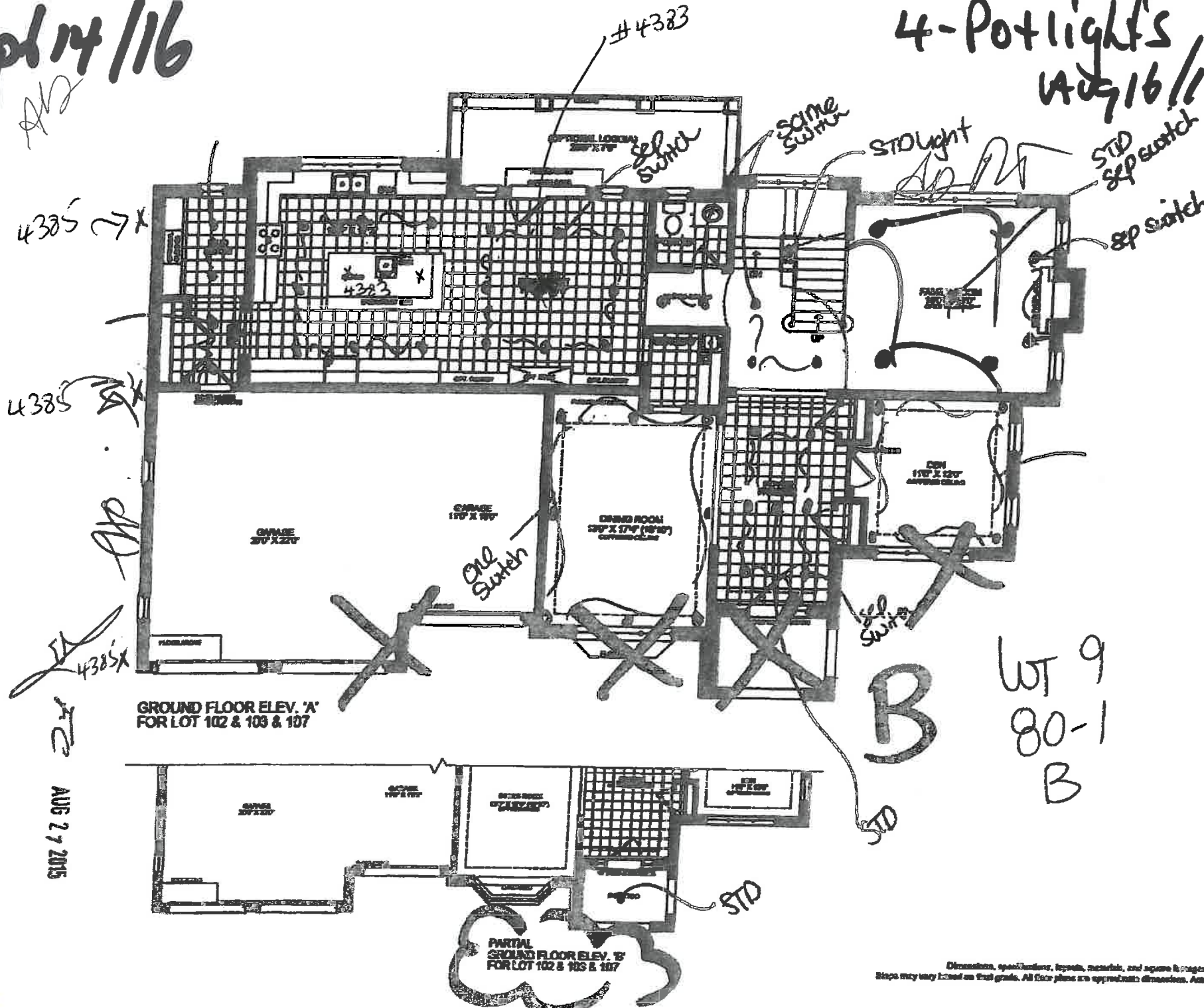
FOR LOTS 102, 103 & 107

LOT: 9 ROYAL CASTLE
HYLTON "B"
ROBERTO TORELLI
ANTONIETTA DECRISTOFARO



Purchaser Acknowledgment _____ **Date** _____
Purchaser Acknowledgment _____ **Date** _____
Model _____ **Lot No.** _____
Serial No. _____

Dimensions, specifications, layout, materials, and square footages are approximate only and subject to change without notice. Steps may vary based on first grade. All floor plans are approximate dimensions. Actual usable floor space may vary from the ground floor area. E & O E.



Spb 14/16

NT
M



80-1

4317 S.F.

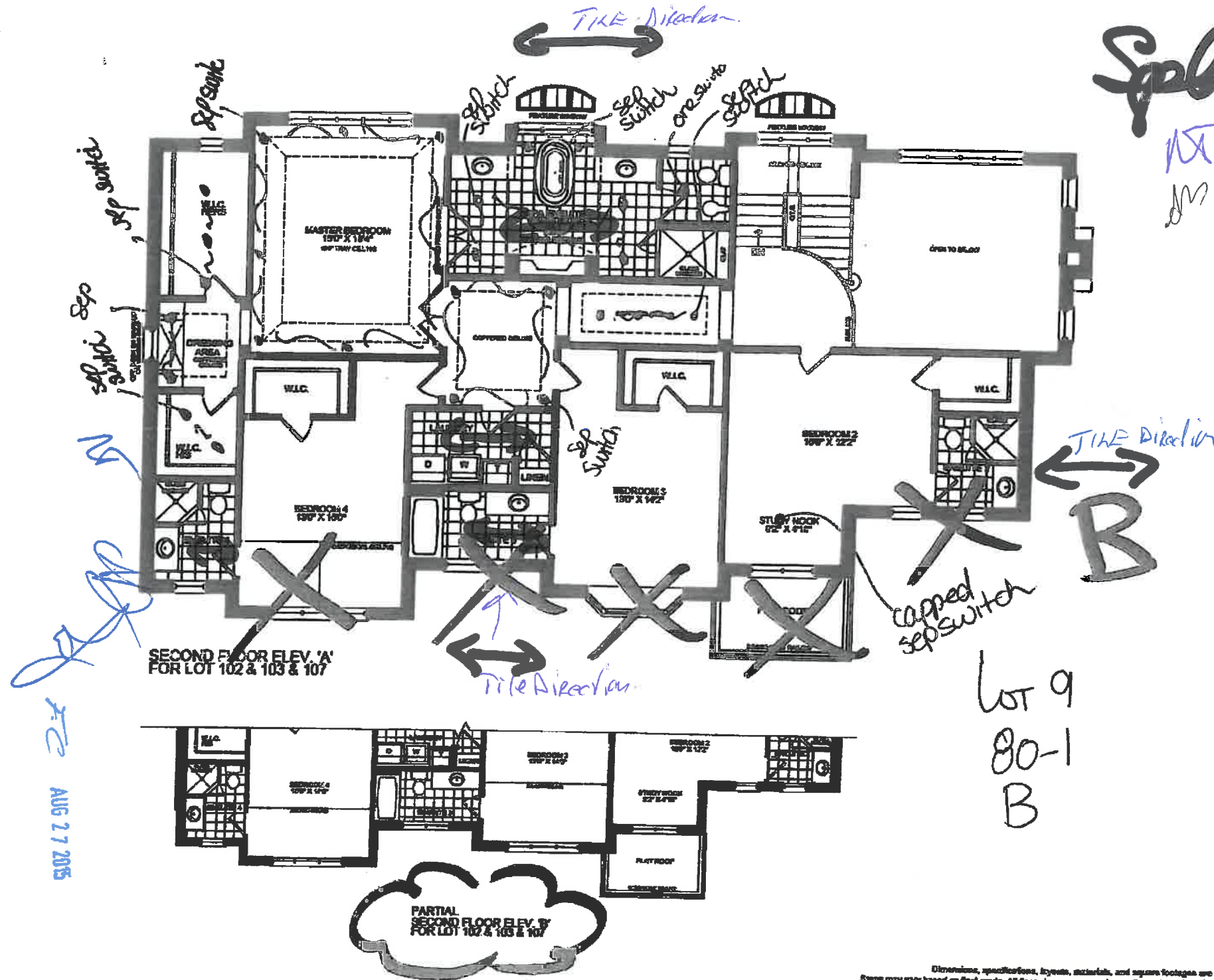
FOR LOTS 102, 103 & 107

LOT: 9 ROYAL CASTLE
HYLTON "B"
ROBERTO TORELLI
ATONILETTA DECRISTOFARO



| | |
|--------------------------|---------|
| Purchaser Acknowledgment | Date |
| Purchaser Acknowledgment | Date |
| Model | Lot No. |
| Schedule | |

Dimensions, specifications, fixtures, materials, and square footages are approximate only and subject to change without notice. Steps may vary based on final grade. All floor plans are approximate dimensions. Actual usable floor space may vary from the stated floor area. E. & O.E.



We **employ cookies** to provide you with better performance and offer you a better online experience. If you continue without changing your settings, we presume that you consent to our use of these cookies.

OK

BLANCO QUATRUS R15 U SUPER SINGLE

Stainless Steel sink

Lobg RC
SEP 8. 14/16

Features



- The perfect combination of style, price and function.
- German designed and engineered
 - Premium 304 series, 18 gauge stainless steel
 - 18/10 chrome-nickel content for exceptional lustre, durability and strength
 - Rear-positioned drain hole for maximum usable bowl and cabinet storage space
 - X-pattern drain grooves
 - 15 mm radius corners for easy cleaning
 - 3 1/2" (90mm) stainless steel strainer included
 - Clips, template included
 - Limited Lifetime Warranty

Surfaces



Satin
brushed
finish

WA. JZ

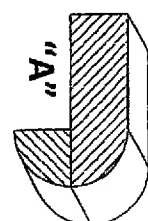
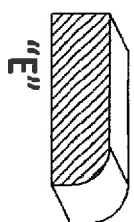
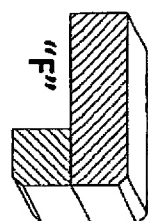
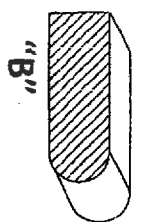
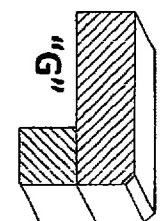
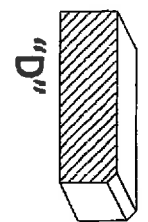
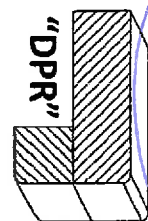
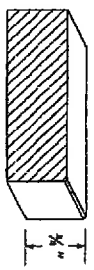
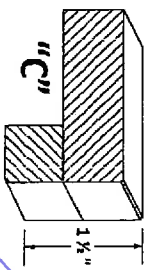
Satin brushed finish
Item No. 401518

ZANCOR HOMES
EDGE PROFILES (INTERSTONE / REDSTONE)

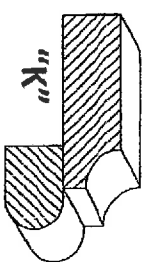
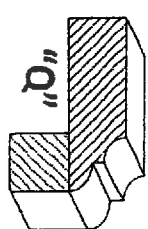
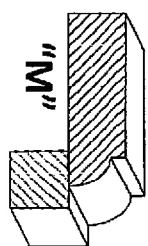
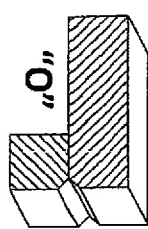
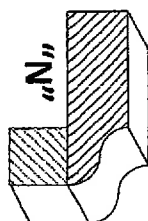
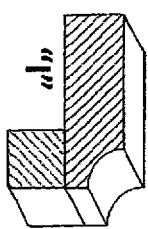
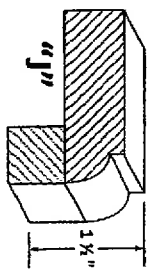
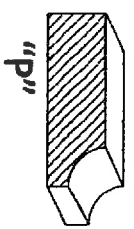
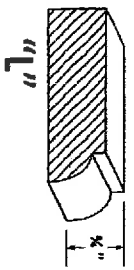
STANDARD

Stokes

*Paoli
Mpaoli*



UPGRADES



9 local
LOT / SITE *20614/16*

PURCHASER SIGNATURE *Arturo*



ORDER FORM

TORONTO OFFICE AND SHOWROOM
245 WEST BEAVER CREEK RD., UNIT #2
RICHMOND HILL, ONTARIO L4B 1L1
PHONE: (905) 886-5751
FAX: 905 (886) 9858

LOT# 9

MODEL: THE HYLTON
TYPE: 80-01 CEIL 120" H
ZANCOR HOMES "CASTLES OF KING CITY"

| | | |
|--|--------------------|---------------|
| TO: ROBERT TORELLI & ANTONETTA DECRISTOFARO | DATE: SEPT 6, 2016 | REVISED FINAL |
| E-MAIL: toni.decristofaro@gmail.com | LOT# 9 | |
| PHONE: 416-457-8448 | MODEL: THE HYLTON | |
| CELL: | TYPE: 80-01 | CEIL 120" H |

E-MAIL:

APPLIANCE PACKAGE

| AS NOTED | DOOR STYLE/FINISH | HARDWARE | COUNTER TOP | INSTALLATION |
|----------|-------------------|----------|------------------|--------------|
| AS NOTED | AS NOTED | AS NOTED | SELECT W/BUILDER | INCLUDED |

Item

Description

Total

SOME STANDARD DOOR STYLE SELECTIONS WILL HAVE

COLOUR MATCHED MELAMINE EXPOSED SIDES, PANELS & ACCESSORIES

TO SUPPLY & INSTALL THE FOLLOWING UPGRADES IN LIEU OF STANDARD:

ALL ELECTRICAL & FIXTURES ARE EXTRA WITH BUILDER

KITCHEN/SERVERY:

1 45/50" EXTENDED UPERS IN LIEU OF STANDARD TO UNDER BULKHEAD

BULK HEAD WILL BE ABOVE CABINETS IN KITCHEN AREA

FRIDGE WALL:

2 RELOCATE STD 36" BUILT-IN FRIDGE TO END OF CABINET AREA WITH DEEP UPPER ABOVE

ELECTRICAL RELOCATION CHARGES BY BUILDER MAY APPLY

3 1 DOOR DEEP PANTRY WITH ADJUSTABLE SHELVES IN LIEU OF BASE AND UPPER

4 CABINET PROVISIONS FOR BUILT-IN OVEN & MICROWAVE WITH 1 DRAWER BELOW

AND 2 DOORS ABOVE IN LIEU OF BASE & UPPER.

ELECTRICAL PROVISION CHARGES EXTRA WITH BUILDER

5 CABINET PROVISIONS FOR 24" UNDER COUNTER BAR FRIDGE

ELECTRICAL PROVISION CHARGES EXTRA WITH BUILDER

RANGE WALL:

6 TOP DRAWER ON BASE CABINET IN LIEU FULL HEIGHT DOORS (2) **ANTARO FX SOFT CLOSE**

7 FLYOVER DETAIL FOR 36" PRO VENT HOOD IN LIEU OF CHIMNEY SPACE *APPROX 54" SPACE BETWEEN CABINETS*

ELECTRICAL & VENTING PROVISION CHARGES EXTRA WITH BUILDERSTAINLESS HOOD EXTENSION REQUIRED**

8 2 NARROW CABINETS BUMPED OUT EACH SIDE OF RANGE (2) **GRANITE CHARGES EXTRA WITH BUILDER**

SINK / WINDOW WALL:

9 SINGLE RECYCLE BIN IN LIEU OF STANDARD BASE INCLUDES SOFT CLOSE

9A BEADED ARCH FLYOVER SET IN ABOVE WINDOW/SINK AREA

ISLAND:

10 RELOCATE OPTIONAL BAR SINK TO END OF ISLAND

11 3 DRAWER POTS AND PANS BASE IN LIEU OF STANDARD **ANTARO FX SOFT CLOSE**

11A ADDITIONAL WALL CABINETS AS BASE ON BACK OF ISLAND IN LIEU OF VOID SPACE

12 "BN" STYLE APPLIED MOULDING & PROFILED TOE KICK FOR BACK & 2 SIDES OF ISLAND & FRIDGE SIDE

12A STEP DOWN ISLAND AREA FOR SEATING WITH 2 X 6" SQUARE RECESSED COLUMNS & SUPPORT

APRON MOULDING

SERVERY:

13 TOP DRAWER ON BASE CABINET IN LIEU FULL HEIGHT DOORS (2 + 1 FIXED) **ANTARO FX SOFT CLOSE**

13A 3 EQUAL SIZE CLEAR GLASS DOORS WITH MATCHING INTERIOR & GLASS SHELVES IN LIEU OF SOLID DOOR

ADDITIONAL KITCHEN OPTIONS:

14 HIGH DRAWER SIDES FOR ALL 10" & 15" HIGH DRAWERS

15 2PC 4" CLASSIC GROWN & PROFILED TOP FILLER TO UNDER BULKHEAD OVER ALL UPPER CABINETS IN KITCHEN & TO CEILING IN SERVERY AREA IN LIEU OF STANDARD 2 1/2" GROWN

16 UPGRADE DOOR STYLE TO "LISBON MDF DOVE WHITE" FOR MAIN KITCHEN & SERVERY

AND "LISBON MAPLE GLAZED ASHWOOD" ON ISLAND WITH

MATCHING GABLES, PANELS, ACCESSORIES & PROFILED FILERS.

16A UPGRADE DOOR STYLE TO "RICHMOND MAPLE ASHWOOD" FOR RANGE WALL/SINK WALL & ISLAND

AND "RICHMOND MAPLE SADDLEWOOD" ON FRIDGE/ OVEN WALL & SERVERY, ALL WITH

MATCHING GABLES, PANELS, ACCESSORIES & PROFILED FILERS

16B UPGRADE DOOR STYLE TO "MEXLAN MAPLE ASHWOOD" FOR MAIN KITCHEN & SERVERY

AND "MEXLAN MAPLE SADDLEWOOD" ON ISLAND WITH MATCHING GABLES, PANELS,

ACCESSORIES & PROFILED FILERS

16C UPGRADE FACE HARDWARE TO "ASPIRE 9237 18PN P" 160MM BRUSHED NICKLE HANDLES

FOR KITCHEN/ISLAND /SERVERY

16D 2 PC 2 1/2" TRAD. CROWN & PROFILED TOP FILLER TO UNDER BULKHEAD IN LIEU OF

STANDARD 2 1/2" CROWN ONLY ***TO CEILING IN SERVERY AREA**

CONTINUED ON NEXT PAGE








Phone 549

| | | | |
|---|---|--------------------------|---------------|
| TO: ROBERT TORELLI & ANTONETTA DECRISTOFARO | | DATE: SEPT 6, 2016 | REVISED FINAL |
| E-MAIL: toni.decristofaro@gmail.com | | LOT# 9 | |
| PHONE: 416-457-8448 | | MODEL: THE HYLTON | |
| CELL: | | TYPE: 80-01 CEIL. 120" H | |
| E-MAIL: | | | |
| POWDER ROOM: | | | |
| 17 | 32" COMFORT HEIGHT VANITY USING 7" HIGH TOEKICK IN LIEU OF STANDARD | | |
| 18 | 2 DRAWER LOOK WITH DRAWER FRONTS PINNED AND PULL AS ONE WITH ANTARO FX SOFT CLOSE IN LIEU OF STANDARD | | |
| 19 | UGRADE DOORSTYLE TO "LIBBON" MAPLE GLAZED ASHEN GREY" WITH MATCHING GABLES, PANELS, ACCESSORIES & PROFILED FILERS | | |
| 19A | UPGRADE DOOR STYLE TO "RICHMOND MAPLE ASHWOOD" FOR WITH MATCHING GABLES, PANELS, ACCESSORIES & PROFILED FILERS | | |
| 19B | UPGRADE DOOR STYLE TO "MEYLAN" MAPLE ASHWOOD" FOR WITH MATCHING GABLES, PANELS, ACCESSORIES & PROFILED FILERS | | |
| 19C | UPGRADE FACE HARDWARE TO "ALGONQUIN 64045-4CH" 45MM CHROME SQUARE KNOB | | |
| MASTER ENSUITE: | | | |
| 20 | 34 1/2" KITCHEN HEIGHT VANITIES IN LIEU OF STANDARD | | |
| 21 | BANKS OF 3 DRAWERS IN LIEU OF TOP DRAWER ON BASE (2) | | |
| 22 | "ANTARO" FX SOFT CLOSE DRAWERS IN LIEU OF STANDARD | | |
| 23 | UPGRADE 1 DOORSTYLE | | |
| 24 | UPGRADE 2 DOORSTYLE | | |
| 24A | UPGRADE FACE HARDWARE TO "ASPIRE 9236-1026" 160MM CHROME HANDLES | | |
| BED 2 ENSUITE: | | | |
| 25 | 32" COMFORT HEIGHT VANITES BY USING 7" HIGH TOEKICK IN LIEU OF STANDARD | | |
| 26 | SPECIAL COMBO UNIT VANITY WITH 1 DOOR AND 2 DRAWERS IN LIEU OF STANDARD | | |
| 27 | "ANTARO" FX SOFT CLOSE DRAWERS IN LIEU OF STANDARD | | |
| BED 3 ENSUITE: | | | |
| 28 | 32" COMFORT HEIGHT VANITES BY USING 7" HIGH TOEKICK IN LIEU OF STANDARD | | |
| 29 | BANKS OF 3 DRAWERS IN LIEU OF TOP DRAWER ON BASE | | |
| 30 | "ANTARO" FX SOFT CLOSE DRAWERS IN LIEU OF STANDARD | | |
| BED 4 ENSUITE: | | | |
| 31 | 32" COMFORT HEIGHT VANITES BY USING 7" HIGH TOEKICK IN LIEU OF STANDARD | | |
| 32 | SPECIAL COMBO UNIT VANITY WITH 1 DOOR AND 2 DRAWERS IN LIEU OF STANDARD | | |
| 33 | "ANTARO" FX SOFT CLOSE DRAWERS IN LIEU OF STANDARD | | |
| LAUNDRY ROOM: | | | |
| 34 | STEP UP LAMINATE COUNTER TOP WITH SUPPORTS OVER WASHER & DRYER - Stone Grey | | |
| 35 | UPGRADE DOORSTYLE TO "SAVOY THERMO TUXEDO" WITH MATCHING GABLES, PANELS, AND ACCESSORIES. | | |
| NOTES: | | | |
| 1. SIZES OF CABINETS ARE SUBJECT TO CHANGE WITHOUT NOTICE BASED ON SITE MEASURE | | | |
| 2. IT IS THE PURCHASERS RESPONSIBILITY TO CO-ORDINATE ALL PLUMBING, ELECTRICAL, MECHANICAL AND STRUCTURAL CHANGES WITH THE BUILDER ANY COSTS ASSOCIATED WITH THESE CHANGES ARE TO BE PAID DIRECTLY TO THE BUILDER | | | |
| *** ALL CHANGES ARE FINAL UPON SIGNING. *** | | | SUB TOTAL |
| | | | HST TAXES 13% |
| | | | TOTAL |
| The SANDERSON-HAROLD Company Limited | | | |
| Karen Haddad | | | |
| I AM HEREWITH, ACCEPTING THE ABOVE QUOTATION & ATTACHED SKETCHES, WHICH I FULLY UNDERSTAND AND AM ORDERING ACCORDINGLY | | | |
| ***TERMS: UPGRADES PAYABLE DIRECTLY TO BUILDER*** | | | |
| DATE: Sept 14/16 | CUSTOMER SIGNATURE: [Signature] | | |
| Please sign [Signature] | | | |



ZANCOR HOMES
CASTLES OF KING CITY

LOT # 9

| | | | | |
|---|---|---|----------------------|-----------------------|
| PURCHASER | ROBERT TORELLI & ANTONETTA DECRISTOFARO | | MODEL: | THE HYLTON |
| DATE | SEPT. 6, 2016 | | REVISED | |
| | | PAGE 1 OF 2 | ELEVATION | |
| RANGE & SINK WALL | | | | |
|  | DOOR STYLE | RICHMOND MAPLE | INTERIOR | WHITE |
| | COLOUR | ASHWOOD | DRAWER TYPE | ANTARO FX SC |
| | HARDWARE | DA23 | DRILLING | CUSTOM |
| | GLASS TYPE | NONE | 2 PC CROWN | 2 1/2 TRAD / TFC96 |
| | INTERIOR | | LIGHT VALANCE | STRAIT |
| | COUNTERTOP | SELECT W/ BUILDER | TOE KICK | MATCHING |
| ISLAND | | | | |
| | DOORSTYLE | RICHMOND MAPLE | INTERIOR | WHITE |
| | COLOUR | ASHWOOD | DRAWER TYPE | ANTARO FX SC |
| | HARDWARE | DA23 | DRILLING | CUSTOM |
| | COUNTERTOP | BN APPLIED MOULDINGS | TOEKICK | PROFILED |
| | | SELECT W/ BUILDER | | |
| FRIDGE WALL & SERVERY | | | | |
|  | DOORSTYLE | RICHMOND MAPLE | INTERIOR | WHITE |
| | COLOUR | SADDLEWOOD | DRAWER TYPE | ANTARO FX SC |
| | HARDWARE | DA23 | DRILLING | CUSTOM |
| | GLASS TYPE | CLEAR (03) | 2 PC CROWN | 2 1/2 TRAD / TFC96 |
| | COUNTERTOP | SELECT W/ BUILDER | LIGHT VALANCE | STRAIT |
| POWDER ROOM | | | | |
|  | DOOR STYLE | RICHMOND MAPLE | INTERIOR | WHITE |
| | COLOUR | ASHWOOD | DRAWER TYPE | ANTARO FX SC |
| | HARDWARE | DA23 | DRILLING | CUSTOM |
| | COUNTER TOP | COMFORT HEIGHT SELECT W/ BUILDER | CAB. HEIGHT | 29.5" (38" / 34 1/2") |
| MASTER ENSUITE | | | | |
|  | DOORSTYLE | SATINE MAPLE | INTERIOR | WHITE |
| | COLOUR | SADDLEWOOD | DRAWER TYPE | STANDARD |
| | HARDWARE | DA90 | DRILLING | STANDARD |
| | COUNTER TOP | KITCHEN HEIGHT SELECT W/ BUILDER | CAB. HEIGHT | 29.5" / 32" (34 1/2") |
| BED 2 ENSUITE | | | | |
|  | DOORSTYLE | LAVAL THERMO | INTERIOR | WHITE |
| | COLOUR | AURA WHITE | DRAWER TYPE | STANDARD |
| | HARDWARE | DA92 | DRILLING | STANDARD |
| | P. LAMINATE | COMFORT HEIGHT CATCUTTA MARBLE 4925-07 | CAB. HEIGHT | 29.5" (32" / 34 1/2") |
| BED 3 ENSUITE | | | | |
|  | DOORSTYLE | LAVAL THERMO | INTERIOR | WHITE |
| | COLOUR | AURA WHITE | DRAWER TYPE | STANDARD |
| | HARDWARE | DA92 | DRILLING | STANDARD |
| | P. LAMINATE | COMFORT HEIGHT PORTIGO MARBLE 7735-58 | CAB. HEIGHT | 29.5" (32" / 34 1/2") |
| LAUNDRY | | | | |
|  | DOORSTYLE | SAVOY THERMO | INTERIOR | WHITE |
| | COLOUR | TUXEDO | DRAWER TYPE | NONE |
| | HARDWARE | DA23 | DRILLING | STANDARD |
| | P. LAMINATE | | | |

PLEASE NOTE: ALL SELECTIONS ARE FINAL WITH SIGNATURE.

SIGNATURE



DATE

Sept 14

Please
Sign



ZANCOR HOMES
CASTLES OF KING CITY

LOT # 9

PURCHASER

ROBERT TORELLI & ANTONETTA DECRISTOFARO

MODEL: THE HYLTON

DATE

SEPT. 6, 2016 REVISED

TYPE: 80-01 120" HIGH

PAGE 2 OF 2

ELEVATION

| | | | |
|------------|-------------------|---------------|--|
| DOOR STYLE | N/A | INTERIOR | |
| COLOUR | | DRAWER TYPE | |
| HARDWARE | | DRILLING | |
| GLASS TYPE | | 2 PC CROWN | |
| INTERIOR | | LIGHT VALANCE | |
| COUNTERTOP | SELECT W/ BUILDER | TOE KICK | |

| | | | |
|------------|-------------------|-------------|--|
| DOORSTYLE | N/A | INTERIOR | |
| COLOUR | | DRAWER TYPE | |
| HARDWARE | | DRILLING | |
| COUNTERTOP | SELECT W/ BUILDER | TOEKICK | |

| | | | |
|------------|-----|-------------|--|
| DOORSTYLE | N/A | INTERIOR | |
| COLOUR | | DRAWER TYPE | |
| HARDWARE | | DRILLING | |
| COUNTERTOP | | TOEKICK | |

| | | | | |
|---------------|-------------|----------------|-------------|-----------------------|
| BED 4 ENSUITE | DOOR STYLE | SATINE MAPLE | INTERIOR | WHITE |
| | COLOUR | SADDLEWOOD | DRAWER TYPE | STANDARD |
| | HARDWARE | DA90 | DRILLING | STANDARD |
| | P. LAMINATE | COMFORT HEIGHT | CAB. HEIGHT | 29.5" / 32" / 34 1/2" |

| | | | | |
|--|-------------|-------------------|-------------|-----------------------|
| | DOORSTYLE | N/A | INTERIOR | |
| | COLOUR | | DRAWER TYPE | |
| | HARDWARE | | DRILLING | |
| | COUNTERTOP | | | |
| | P. LAMINATE | SELECT W/ BUILDER | CAB. HEIGHT | 29.5" / 32" / 34 1/2" |

| | | | | |
|--|-------------|-------------------|-------------|-----------------------|
| | DOORSTYLE | N/A | INTERIOR | |
| | COLOUR | | DRAWER TYPE | |
| | HARDWARE | | DRILLING | |
| | COUNTERTOP | | | |
| | P. LAMINATE | SELECT W/ BUILDER | CAB. HEIGHT | 29.5" / 32" / 34 1/2" |

| | | | | |
|--|-------------|-------------------|-------------|-----------------------|
| | DOORSTYLE | N/A | INTERIOR | |
| | COLOUR | | DRAWER TYPE | |
| | HARDWARE | | DRILLING | |
| | COUNTERTOP | | | |
| | P. LAMINATE | SELECT W/ BUILDER | CAB. HEIGHT | 29.5" / 32" / 34 1/2" |

| | | | | |
|--|-------------|-------------------|-------------|--|
| | DOORSTYLE | N/A | INTERIOR | |
| | COLOUR | | DRAWER TYPE | |
| | HARDWARE | | DRILLING | |
| | P. LAMINATE | SELECT W/ BUILDER | | |

PLEASE NOTE: ALL SELECTIONS ARE FINAL WITH SIGNATURE.

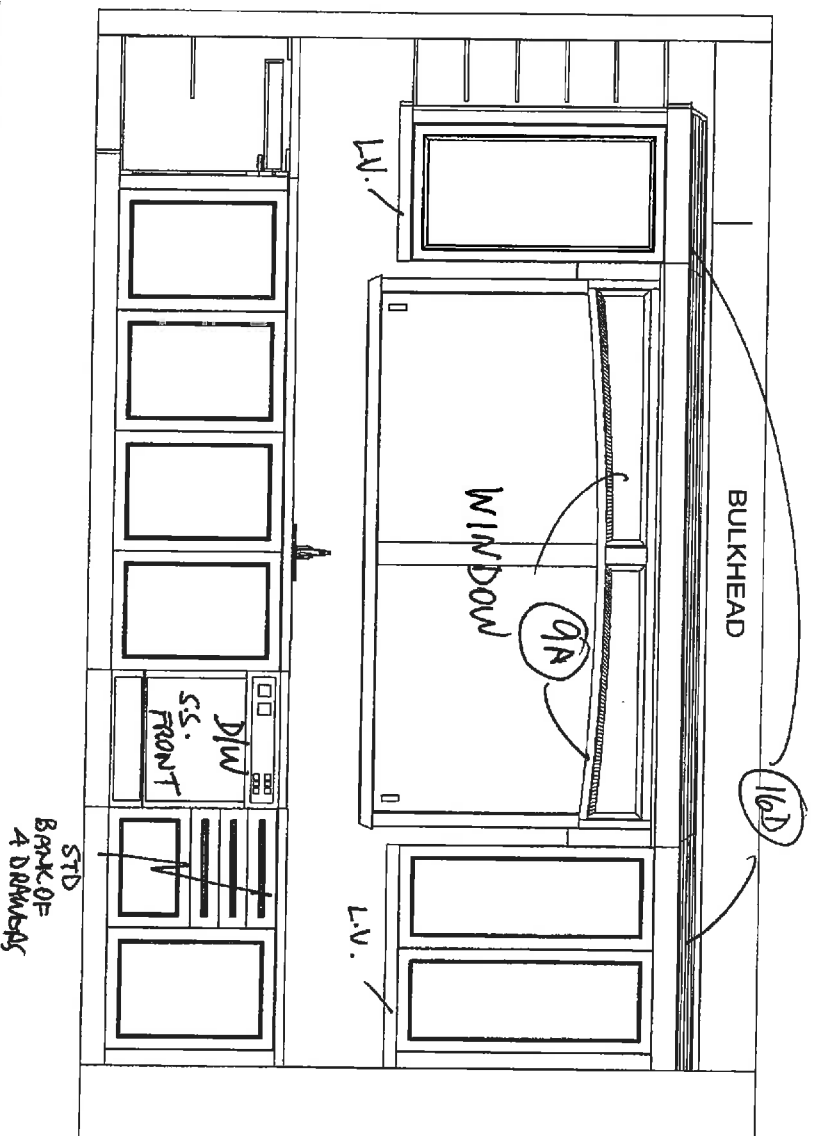
SIGNATURE

DATE

Sept 14/16


Robert Torelli
Please sign

LOT: 9

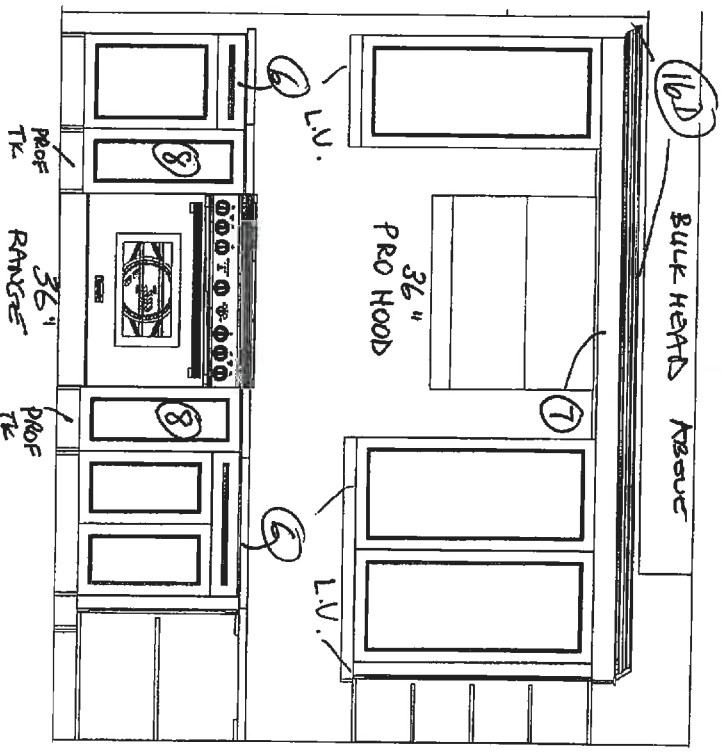


This sketch is provided solely for reference to those items noted on the accompanying "Upgrades" all other details, dimensions layouts are for illustrative purposes only and may not be applicable to the purchaser's model. All dimensions, specifications, and locations are only possible and approximate

LOT 9 Date



 Dean




ELVA,B

2000 TECHNOLOGIES

Designed: 8/30/2016
Printed: 9/2/2016

KITCHEN PERSPECTIVE

LOT . 9



This sketch is provided solely for reference to those items noted on the accompanying "Upgrades" all other details, dimensions layouts are for illustrative purposes only and may not be applicable to the purchaser's model. All dimensions, specifications, and locations are only possible and approximate

Site - ZANCOR HOMES ~ THE CASTLES OF KING CITY

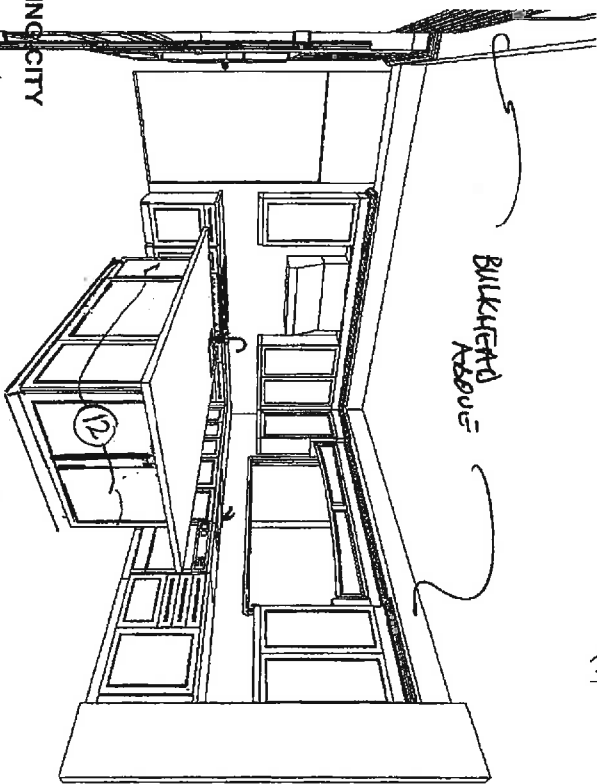
LOT 9 Date

Purchaser's Signature

[Handwritten Signature]

5/11/16

ZANCOR HOMES
THE CASTLES OF KING CITY
MODEL TYPE : 80-1
ELV A,B



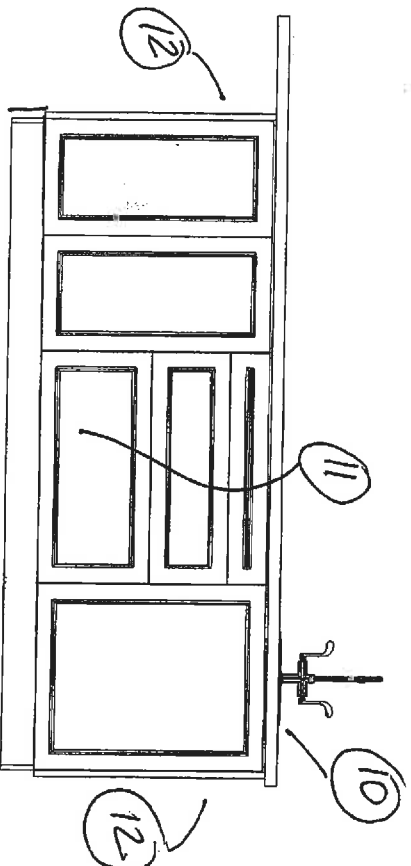
Note: This drawing is an artistic interpretation of the general appearance of the design. It is not meant to be an exact rendition.

2020
TECHNOLOGIES

Designed : 8/30/2016
Printed: 8/31/2016

ISLAND FRONT VIEW

LOT . 9



This sketch is provided soley for reference to those items noted on the accompanying "Upgrades" all other details, dimensions layouts are for illustrative purposes only an may not be applicable to the purchaser's model. All dimensions, specifications, an locations are only possible and approximate

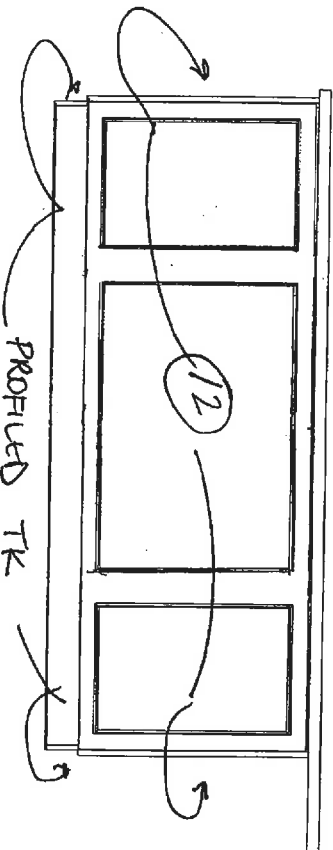
Site -ZANCOR HOMES ~ THE CASTLES OF KING CITY

LOT 9 Date

Purchaser's Signature *NSA*

W. S. 15

ISLAND BACK VIEW



ZANCOR HOMES
THE CASTLES OF KING CITY
MODEL TYPE : 80-1
ELV A,B


Note: This drawing is an artistic interpretation of the general appearance of the design. It is not meant to be an exact rendition.



Designed :8/30/2016
Printed: 8/31/2016

FRIDGE & OVEN WALL

LOT . 9



SERVIER

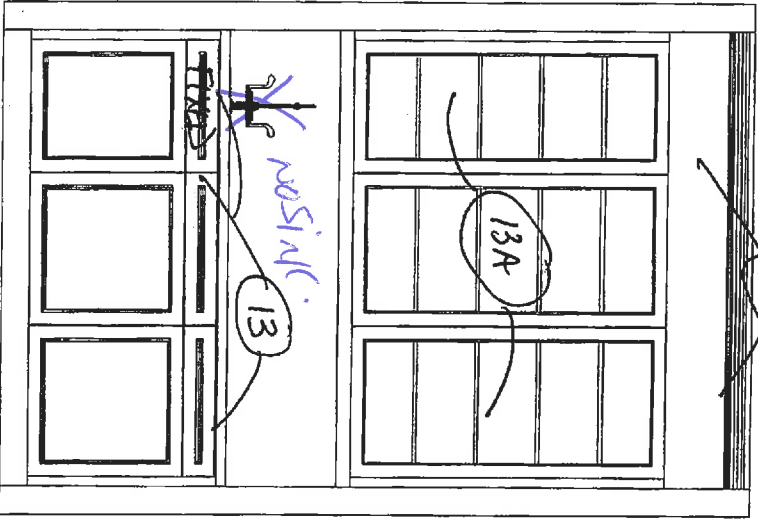
This sketch is provided solely for reference to those items noted on the accompanying "Upgrades" all other details, dimensions layouts are for illustrative purposes only and may not be applicable to the purchaser's model. All dimensions, specifications, and locations are only possible and approximate

Site - ZANCOR HOMES ~ THE CASTLES OF KING CITY

LOT 9 Date

Purchaser's Signature

[Handwritten Signature]
W. J. King




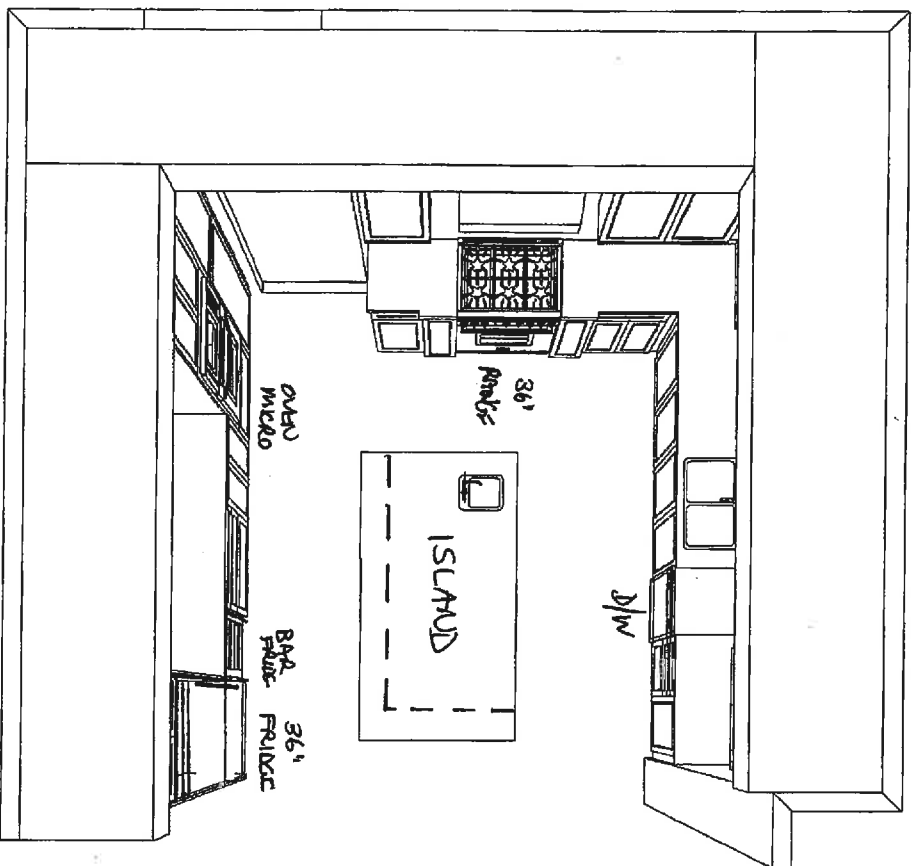
ZANCOR HOMES
THE CASTLES OF KING CITY
MODEL TYPE : 80-1
ELV A,B

Note: This drawing is an artistic interpretation of the general appearance of the design. It is not meant to be an exact rendition.

2020
TECHNOLOGIES

Designed : 8/30/2016
Printed: 8/31/2016

LOT . 9



This sketch is provided soley for reference to those items noted on the accompanyn/in "Upgrades" all other details, dimensions layouts are for illustrative purposes only an may not be applicable to the purchaser's model. All dimensions, specifications, an locations are only possible and approximate

Site -ZANCOR HOMES ~ THE CASTLES OF KING CITY

LOT 9 Date

Purchaser's Signature

[Handwritten Signature]

[Handwritten Signature]
placed sign

ZANCOR HOMES
THE CASTLES OF KING CITY
MODEL TYPE : 80-1
ELV A,B

Note: This drawing is an artistic interpretation of the general appearance of the design. It is not meant to be an exact rendition.

20
TECHNOLOGIES

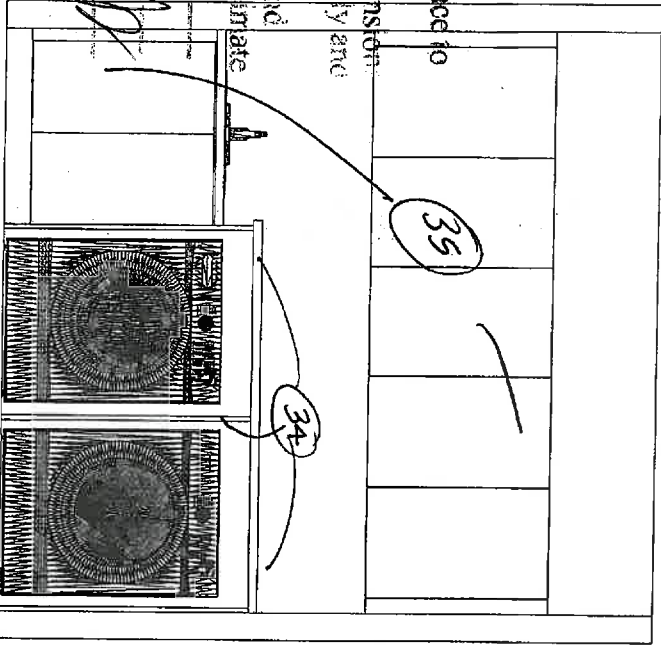
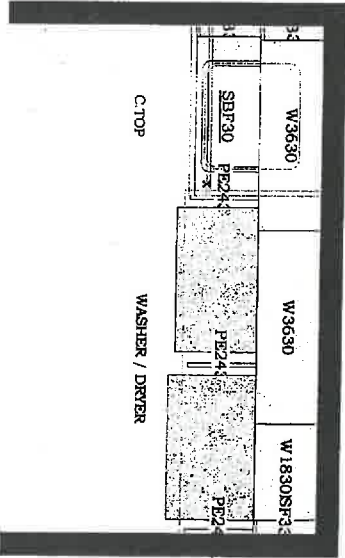
Designed : 8/30/2016
Printed: 9/2/2016

LOT .9

LAUNDRY ROOM

BUILDER - ZANCOR HOMES
PROJECT - THE CASTLES OF KING CITY
MODEL TYPE - 80-1
ELV A, B

PLASTIC LAMINATE C.TOP INCLUDED



This sketch is provided solely for reference to those items noted on the accompanying Upgrade/Extension details, dimensions & layouts are for purposes only and may not be the purchaser's model. All dimensions, specifications and location are if possible and approximate.

Site ZANCOR CASTLES

Lot 9 Date 11/11/16

Place of Signature [Signature]

9/10/16
SSN

ZANCOR HOMES
THE CASTLES OF KING CITY
MODEL TYPE : 80-1
ELV A,B

Note: This drawing is an artistic interpretation of the general appearance of the design. It is not meant to be an exact rendition.

2020
TECHNOLOGIES

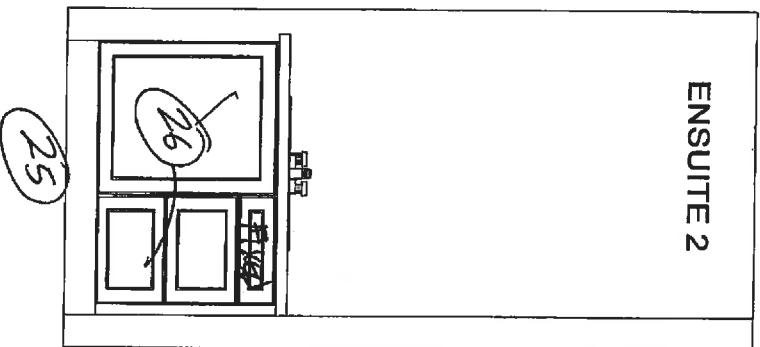
Designed : 5/2/2016
Printed: 5/3/2016

80-1 LAUNDRY -

Drawing 5

Drawing #: 1

LOT . 9




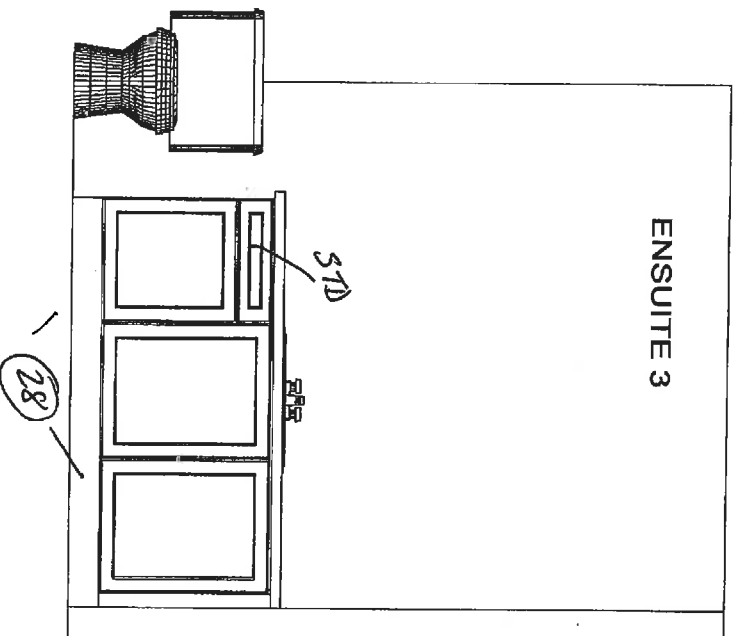
This sketch is provided solely for reference to those items noted on the accompanying "Upgrades". all other details, dimensions layouts are for illustrative purposes only and may not be applicable to the purchaser's model. All dimensions, specifications, an locations are only possible and approximate

Site -ZANCOR HOMES ~ THE CASTLES OF KING CITY

LOT 9 Date

Purchaser's Signature

[Signature]
Please
5/9/16



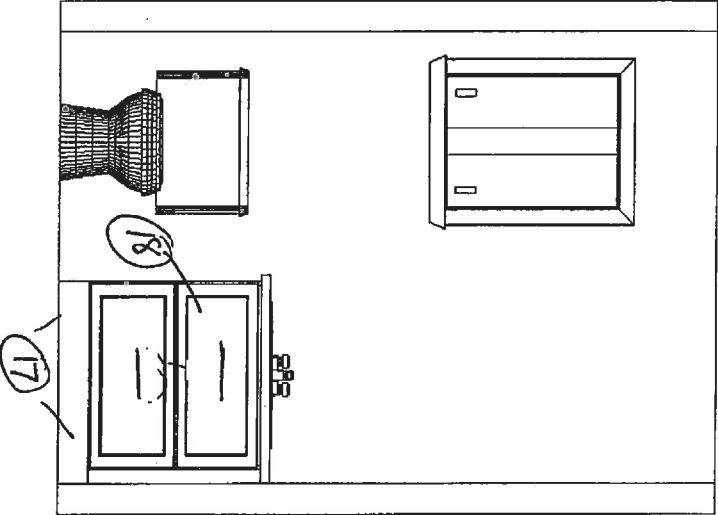
ZANCOR HOMES
THE CASTLES OF KING CITY
MODEL TYPE : 80-1
ELV A,B

Note: This drawing is an artistic interpretation of the general appearance of the design. It is not meant to be an exact rendition.

2020
TECHNOLOGIES

Designed :5/2/2016
Printed: 7/15/2016

POWDER ROOM



LOT .9

This sketch is provided solely for reference to those items noted on the accompanying "Upgrades" all other details, dimensions layouts are for illustrative purposes only and may not be applicable to the purchaser's model. All dimensions, specifications, and locations are only possible and approximate


Site -ZANCOR HOMES ~ THE CASTLES OF KING CITY

LOT 9 Date

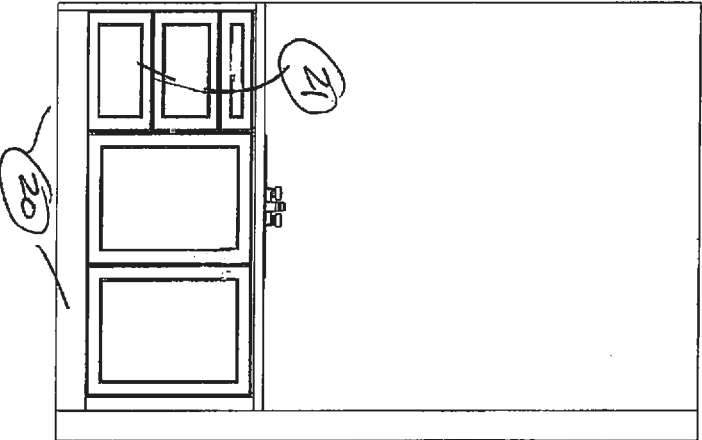
Purchaser's Signature

[Handwritten Signature]
Please Sign

MASTER ENSUITE HIS



MASTER ENSUITE HER



ZANCOR HOMES
THE CASTLES OF KING CITY
MODEL TYPE : 80-1
ELV A,B

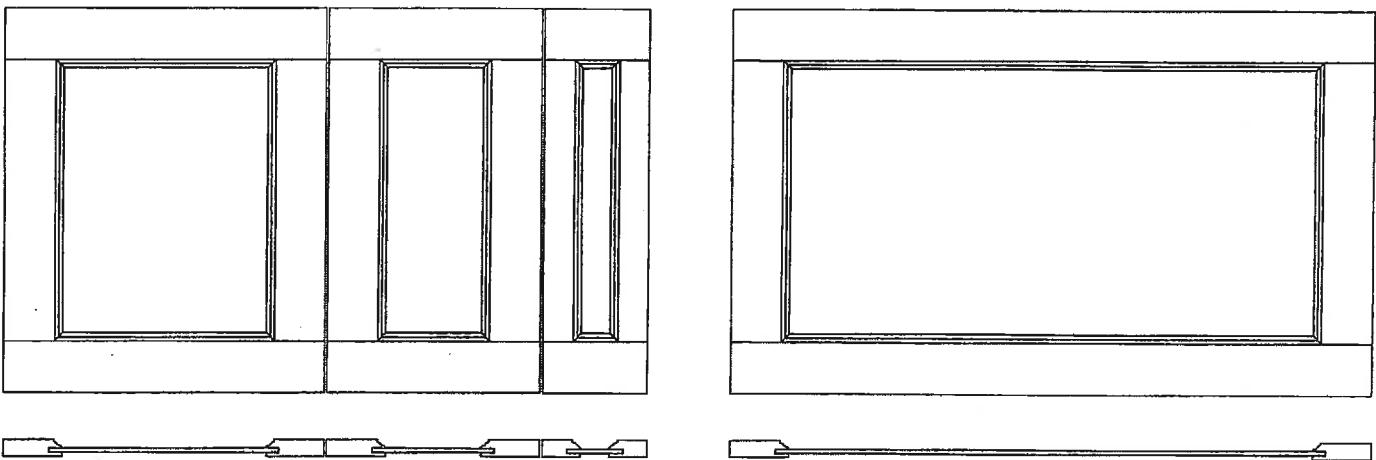
Note: This drawing is an artistic interpretation of the general appearance of the design. It is not meant to be an exact rendition.

2020
TECHNOLOGIES

Designed :5/2/2016
Printed: 7/15/2016

WOOD DOOR STYLES

RICHMOND



DOORS AND DRAWER FRONTS
 3/4" THICK SOLID WOOD PERIMETER FRAME
 WITH MORTISE AND TENON JOINT
 CONSTRUCTION, GLUED AND PINNED AT ALL
 JOINTS WITH A 1/4" THICK FLAT (RECESSED)
 VENEER FLOATING CENTER PANEL.

KITCHEN
 ISLAND
 SERVERY
 POWDER
 ROOM

THIS SKETCH IS PROVIDED SOLELY FOR REFERENCE TO THOSE ITEMS NOTED ON THE ACCOMPANYING "UPGRADES/EXTRAS" ALL OTHER DETAILS, DIMENSIONS & LAYOUTS ARE FOR ILLUSTRATIVE PURPOSES ONLY AND MAY NOT BE APPLICABLE TO PURCHASER'S MODEL. ALL DIMENSIONS, SPECIFICATIONS AND LOCATIONS ARE ONLY IF POSSIBLE AND APPROXIMATE.

SITE: ZANCO LOT #: 9
 PURCHASERS SIGNATURE: [Signature] DATE: Sept 14/16

Please
 Sign

NOTE: SEE PAGE K-9 FOR A DESCRIPTION OF WOOD SPECIES.

MOULDING SELECTIONS
SIGN-OFF SHEET



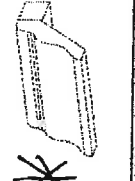
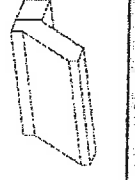

LOT. 9

ZANCOR CASTLES OF KING CITY





TO: TORELLI & DECRISTOFARO

DATE: September 1, 2016

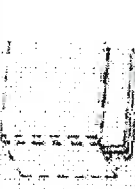



CROWN MOULDINGS - MDF/VENEER

| LARGE COVE CROWN | CLASSIC CROWN | TRADITIONAL CROWN | ANGLED CROWN | SMALL CROWN |
|---|---|---|---|---|
|  |  |  |  |  |
| INT | INT | INT | INT | INT |
| CM93196 | CMH96 | CM96 | CMS96 | CM98196 |








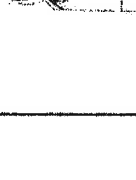




LIGHT VALANCE - MDF/VENEER

| RECESSED STRAIGHT | RECESSED SINGLE PROFILE | FLUSH DOUBLE PROFILE | HIDDEN |
|---|---|---|---|
|  |  |  |  |
| INT | INT | INT | INT |
| LV96 | LV196 | LV296 | RAS2 |







TOP STACK MOULDING

| HIGH TOP FILLER | PROFIED FLUSH TOP-FILLER | TOP STACK W/ MOULDING | FLYOVER |
|---|---|---|---|
|  |  |  |  |
| INT | INT | INT | INT |
| SFT696 | TF96 | TS96 | TM2X96 |

MISC MOULDINGS & ACCESSORIES

| FURNITURE TOE KICK | ARCHED TOE KICK | ANGLED-TOE KICK | BULLNOSE | BEADED VALANCE | ARCHED CAB-VALANCE |
|---|---|---|---|---|---|
|  |  |  |  |  |  |
| INT | INT | INT | INT | INT | INT |
| TK96 | TKA | SPECIAL | BN96 | BEADVAL | CVA |
| TAPERED LEG | FRENCH LEG | ROUND LEG | SQUARE LEG | AVIGNON BRACKET | MISSION CORBEL |
|  |  |  |  |  |  |
| INT | INT | INT | INT | INT | INT |
| TL6 | FR6 | RL6 | SPECIAL | SPECIAL | SPECIAL |

THERMOFOIL CROWN & LIGHT VALANCE

| TRADITIONAL CROWN | SHAKER CROWN | STRAIGHT VALANCE | RECESSED SINGLE PROFILE | PROFIED TOP FILLER | 6" HIGH TOP FILLER |
|---|---|---|---|---|---|
|  |  |  |  |  |  |
| INT | INT | INT | INT | INT | INT |
| CM96T | CMKT96T | LV96T | LV196T | TF96T | SFT696T |

PURCHASER SIGNATURE

[Signature]


DATE

Sept 14/16

Please sign


WOOD DOOR STYLES

SATINE



DOORS AND DRAWER FRONTS
 3/4" THICK VENEER (VERTICAL GRAIN) ON
 ENGINEERED WOOD. EDGE BANDED
 WITH .5MM VENEER EDGE TAPE ON ALL FOUR
 EDGES.

NOTE: NOT VERTICALLY GRAIN MATCHED
 THROUGH DOOR/DRAWERS.



PARIS KITCHENS

ESTABLISHED IN 1992

THIS SKETCH IS PROVIDED SOLELY FOR REFERENCE TO THOSE ITEMS NOTED ON THE ACCOMPANYING "UPGRADES/EXTRAS". ALL OTHER DETAILS, DIMENSIONS & LAYOUTS ARE FOR ILLUSTRATIVE PURPOSES ONLY AND MAY NOT BE APPLICABLE TO PURCHASER'S MODEL. ALL DIMENSIONS, SPECIFICATIONS AND LOCATIONS ARE ONLY IF POSSIBLE AND APPROXIMATE

SITE: 28UCOR

LOT #: 9

PURCHASER'S SIGNATURE: [Signature]

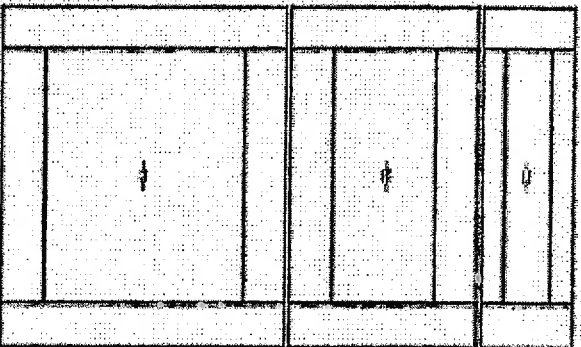


DATE: 9/24/14

MKS/ERL
ENSWITE
 + BED 4 ENSWITE

NOTE: SEE PAGE K-9 FOR A DESCRIPTION OF WOOD SPECIES.

THERMOFOIL DOOR STYLES

LAVAL



THIS SKETCH IS PROVIDED SOLELY FOR REFERENCE TO THOSE ITEMS NOTED ON THE ACCOMPANYING "WARRANTY/EXTENT". ALL OTHER DETAILS, DIMENSIONS & LAYOUTS ARE FOR ILLUSTRATIVE PURPOSES ONLY AND MAY NOT BE APPLICABLE TO PURCHASER'S MODEL. ALL DIMENSIONS SPECIFICATIONS AND LOCATIONS ARE ONLY IF POSSIBLE AND APPLICABLE.

SITE ZACOR LOT# 9
PURCHASER'S SIGNATURE [Signature] DATE 7/14/19

3/4" THICK THERMOFOIL LAMINATE ON ENJOINED WOOD WITH "V" GROOVE BETWEEN RAILS AND STILES TO SIMULATE A 6 PIECE FLAT CENTER PANEL DOOR

6" HIGH DRAWER FRONTS HAVE 1 5/8" TOP AND BOTTOM RAIL

DOOR BACK IS WHITE MELAMINE

*NOTE: ALL DRAWER FRONTS ARE HORIZONTAL GRAIN ON WOOD GRAIN FINISHES

Bed 2

+

Bed 3

ENSMITE

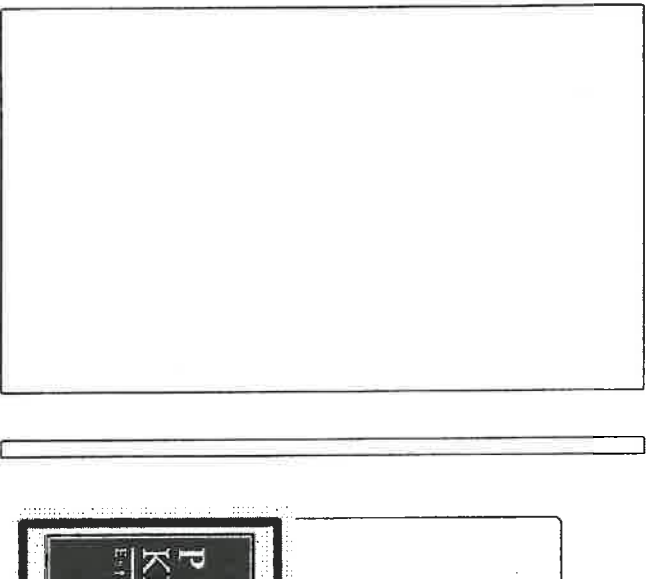
THERMOFOIL DOOR STYLES

SAVOY

DOORS AND DRAWER FRONTS
3/4" THICK THERMOFOIL LAMINATE ON
ENGINEERED WOOD.

NOTE: HORIZONTAL GRAIN ON 5" HIGH
DRAWERS.

DOOR BACK IS WHITE MELAMINE.

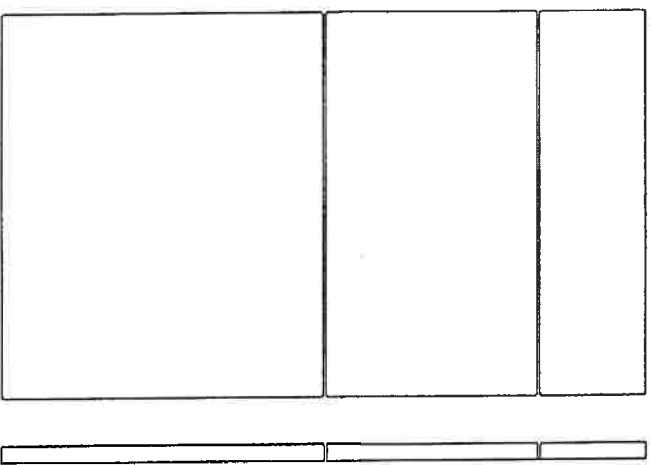


THIS SKETCH IS PROVIDED SOLELY FOR REFERENCE TO THOSE ITEMS
NOTED ON THE ACCOMPANYING "UP GRADES/EXTRAS" ALL OTHER
DETAILS, DIMENSIONS & LAYOUTS ARE FOR ILLUSTRATIVE PURPOSES
ONLY AND MAY NOT BE APPLICABLE TO PURCHASER'S MODEL, ALL
DIMENSIONS, SPECIFICATIONS AND LOCATIONS ARE ONLY IF POSSIBLE
AND APPROXIMATE.

SITE: Zaner LOT #: 9
PURCHASER'S SIGNATURE: [Signature] DATE: 9/14/16

[Signature]
Please
sign

Laundry
Room



Design Note:
Integrated lighting cabinets,
mitred doors, mitred door cabinets,
z-cabinets and 24" wide angled end
cabinets are not available.

Paris Kitchens Disclaimer Form

245 West Beaver Creek Rd, Unit 2, Richmond Hill, On, L4B 1L1 T: 905.886.5751 f:905.886.8858

BEAUTY... BUT NOT PERFECTION

"Nature creates, it never duplicates". All natural products are affected by the environment in which they are grown, and wood is no exception. No two pieces of wood are identical, grain variations and natural markings are expected characteristics in the natural beauty of wood and are not considered a reason for replacement. The type and intensity of lighting in the areas of designated cabinetry may also highlight characteristics of the cabinetry finish.

COLOUR VARIATIONS IN SAMPLES

Our samples represent a standard Paris finish. Natural variations in dye lot and graining are to be expected. Wood can vary in colour and pore structure even within the same species. Because every piece of wood is unique, final stain colour will vary. All Paris Kitchens colour samples are to be used on as a reference point and may not be an exact match to your cabinetry.

PAINTED/GLAZED FINISH ON 5 PIECE MDF DOORS

Hairline cracks are unavoidable in 5 piece doors. They occur whenever there's a joint between pieces of MDF are running in different directions: The pieces expand and contract at different rates with changes in humidity, causing painted finishes on 5 Piece MDF, no matter how well or how carefully applied, cannot sustain humidity and over time hairline cracks will be visible.

LIGHTING | ELECTRICAL

Paris Kitchens does not supply or install any type of lighting as requested by the homeowner. These items are to be purchased from the builder and it is the purchaser/homeowners responsibility to follow-up with their builder with respect to the purchase and installation of lighting.

ISLAND | PENINSULA (ELECTRICAL RECEPTACLES)

The Ontario Building Code requires that one electrical receptacle is located on some kitchen island and/or peninsula cabinetry- based on layout. The builder is responsible for all electrical materials & connections. Based on your layout, Paris Kitchens will determine the best outlet location according to the design, keeping mindful of any restrictions such as dummy doors, drawers, dishwasher, and sink location.

APPLIANCE SPECIFICATIONS

It is the responsibility of the purchaser to provide exact specifications, model numbers and manufacturer names of all appliances that apply to the design space, if different from the STANDARD APPLIANCES provided by the builder. Paris is not responsible for the coordination, installation, plumbing or electrical requirements for the appliances. It is the responsibility of the homeowner to follow-up with their builder with respect to these items. Changes to appliances models are not permitted as this may prevent your appliances from fitting. It is your responsibility to immediately contact Paris Kitchens should your appliance model be discontinued, upon notification you must supply Paris Kitchens with the replacement model. Pending the replacement model specs and/or the construction timeline additional charges may apply.

UPGRADES

If, as a result of construction or site conditions Paris Kitchens is not able to construct an upgrade, then Paris Kitchens may, by written notice to the Purchaser, terminate the obligation to construct the upgrade.

DISCONTINUED ITEMS

Paris Kitchens reserves the right to discontinue items at any time. Purchaser/homeowner will be contacted to choose from materials of equal value or other available options.

ILLUSTRATIONS

All illustrations provided are artistic interpretations of the general appearance of the design. Dimensions, specifications, layouts, and cabinet sizes are approximate and are subject to change due to site conditions, errors and omissions excepted.

BULKHEADS

Subject to the construction of each home, bulkheads are sometimes required in kitchens (for plumbing, ducting etc.) Paris Kitchens cannot determine if a bulkhead is required during the upgrade process, however if a bulkhead should arise during construction and it interferes and/or impacts with the overall design Paris Kitchens is responsible to contact you and advise of the changes required.

ORAL REPRESENTATION does not form any part of any Paris kitchen document or any related material, nor is it binding in any way on to Paris Kitchens. Selections are final once checked and approved by the purchaser. The purchaser signature means that all upgrades and selections at the time of purchase are noted and accepted and releases Paris kitchens of any miscommunication, or mistakes. It is the sole responsibility of the purchaser that all items are correctly reflected.

Purchaser Name (please print)


Signature

Purchaser Name (please print)

Signature

LOT. 9

Date: September 1, 2016



EMAIL / FAX

Date: SEPT. 1, 2016

Attention: KATHERINE BARRY, STACEY STERLING

& SIMONE WALKER

From: KAREN HADDAD

SITE: ZANCOR HOMES- CASTLES OF KING CITY

Re: Final paper work - WITH ROUGH-INS -

LOT # 9 TORELLI & DECRISTOFARO 80-01

Rough ins

APPLIANCE SPECS INCLUDED

****BUILDER TO REVIEW SPECS FOR ALL REQUIREMENTS****

KITCHEN: EXTENDED UPERS PLUS RAISED CROWN & PANEL TO
UNDER BULKHEAD

****CRITICAL FOR RANGE WALL****

*REQUESTING THAT DUCT FOR CHIMNEY VENT HOOD RUN IN MUD ROOM

RANGE WALL:

- 36" GAS RANGE STD./ GAS / ELECTRICAL
- 36" PRO VENT HOOD STD. / 8" DUCT /
- 54" SPACE BETWEEN CABINETS AT PRO HOOD / BACKSPLASH EXTRA
- UNDER CABINET LIGHTING

FRIDGE/OVEN WALL:

- 36" BUILT-IN FRIDGE STD. SHIFTED ON SAME WALL/ ELEC. / WATER LINE
- ELEC. FOR WALL OVEN & MICROWAVE
- ELEC. FOR UNDER COUNTER BAR FRIDGE
- UNDER CABINET LIGHTING
- 1 DOOR PANTRY ADDED

SINK /WINDOW WALL:

- ARCHED BEADED FLYOVER ABOVE WINDOW/SINK AREA

SERVERY:

- SERVERY SINK REQUESTED
- LIGHTING FOR 3 GLASS DOORS (3 LIGHTS)
- EXTENDED UPERS WITH CROWN DETAIL TO CEILING
- UNDER CABINET LIGHTING

ISLAND:

- GRANITE TOP NOW 108"W X 60" D
- SINK RELOCATED TO RANGE END OF ISLAND

MASTER ENSUITE:

- 34 1/2" KITCHEN HEIGHT VANITY
- BANK OF DRAWERS ON 1 SIDE OF EACH VANITY

BED 2, & 4 ENSUITES:

- 32" COMFORT HEIGHT WITH 7" TOEKICK
- COMBO DRAWER DETAIL KEEP PLUMBING TIGHT

BED 3 ENSUITE:

- 32" COMFORT HEIGHT WITH 7" TOEKICK
- TOP DRAWER TO ONE SIDE OF SINK

POWDER ROOM:

- 32" COMFORT HEIGHT WITH 7" H TOEKICK
- DRAWERS BELOW SINK KEEP PLUMBING TIGHT

LAUNDRY ROOM:

- STEP UP LAMINATE COUNTER OVER WASHER / DRYER

SHOULD THERE BE ANY QUESTIONS OR CONCERNS REGARDING THIS LOT, PLEASE
CONTACT ME FOR FURTHER CLARIFICATION.

Best regards,

KAREN HADDAD

SALES DESIGNER

Paris Kitchens

905-888-5751 ext 329

khaddad @pariskitchens.com

Toronto office & showroom
245 West Beaver Creek Rd

Richmond Hill, Ont.

Canada

L4B 1L1

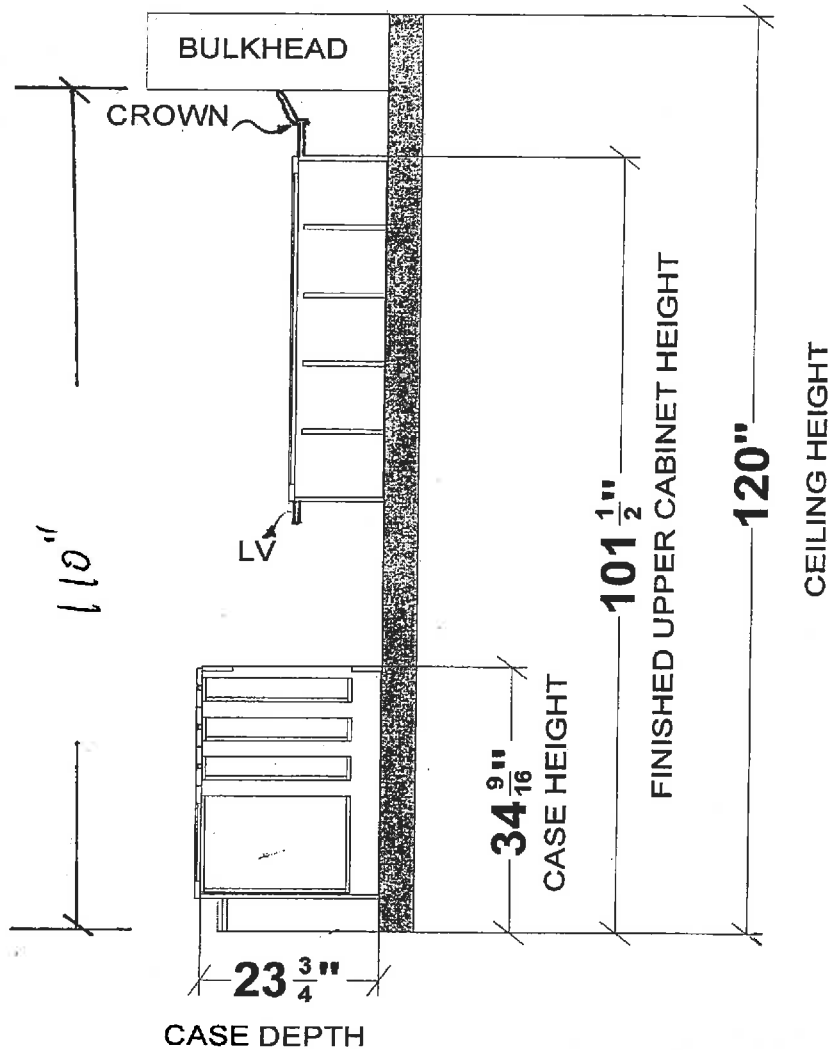
Paris

Ph. (905) 886-5751

Fax (905) 886-8858

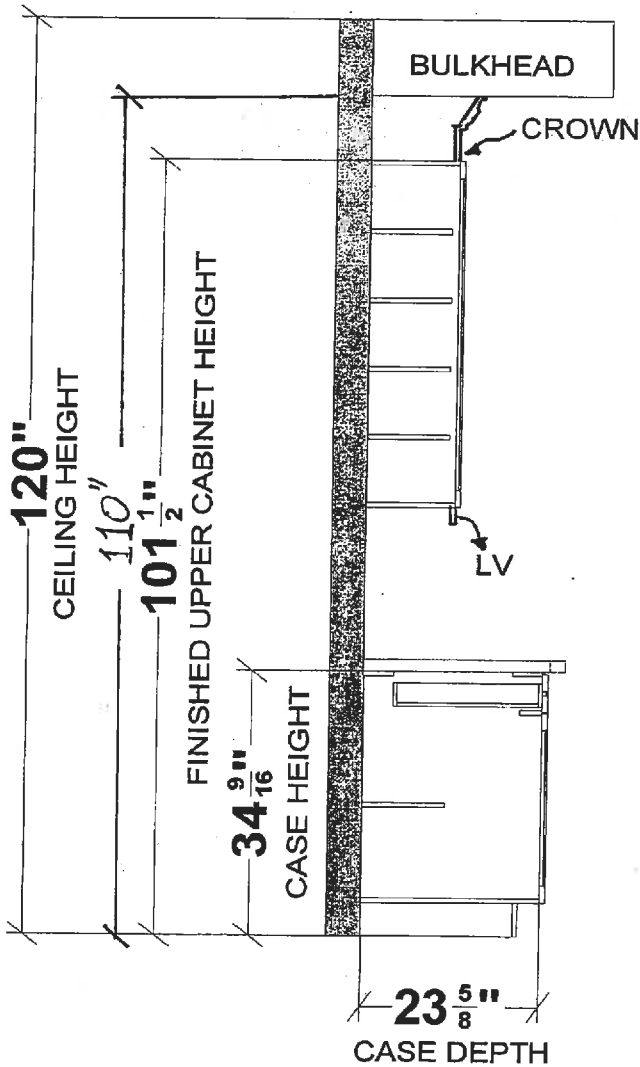
ZANCOR - THE CASTLES OF KING CITY
LOT .9 ROUGH-INS


SINK WALL SECTIONAL DETAIL



****All MEASUREMENTS
ARE+/- SIZES SHOWN
**ALL CENTRE LINES & DIMENSION ARE
APPROXIMATE AND MAY CHANGE DUE
TO ACTUAL OVERALL SITE DIMENSIONS**

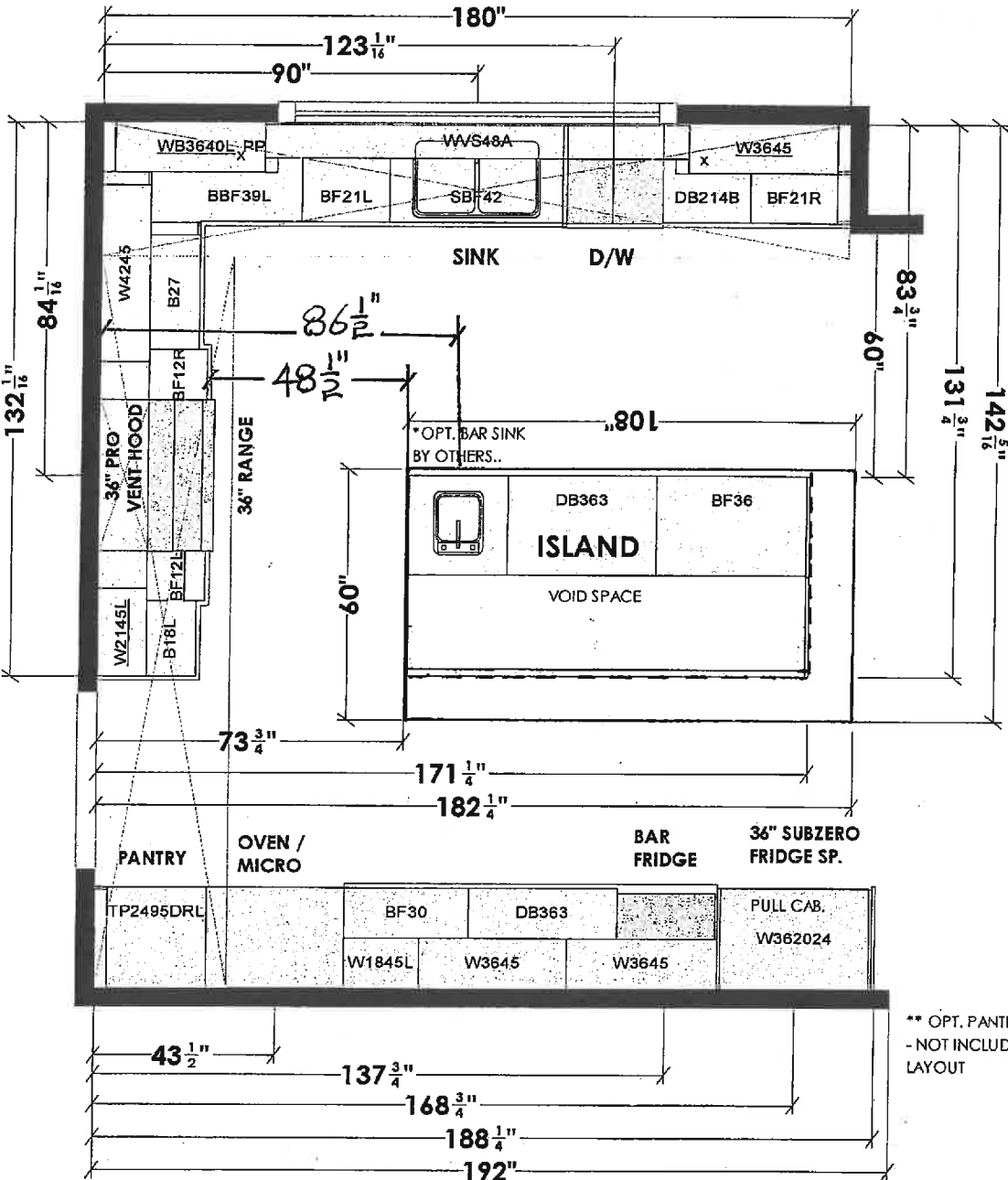
STANDARD WALL SECTIONA DETAIL



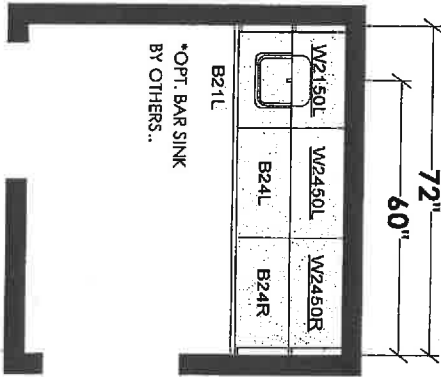
| | | |
|---|--|--|
| Note: This drawing is an artistic interpretation of the general appearance of the design. It is not meant to be an exact rendition. |  9 | Designed :8/30/2016 Printed: 9/2/2016 |
| | | 1B |
| 80-1 KIT - NEW -2 | Drawing 12 | Drawing #: 1 |

ZANCOR - THE CASTLES OF KING CITY LOT .9 ROUGH-INS

****ALL MEASUREMENTS
ARE+/- SIZES SHOWN
**ALL CENTRE LINES & DIMENSION ARE
APPROXIMATE AND MAY CHANGE DUE
TO ACTUAL OVERALL SITE DIMENSIONS**



SERVERY AREA



** OPT. PANTRY WALL + OPT. DESK AREA
- NOT INCLUDED WITH STANDARD BASE LAYOUT

g is an artistic
he general
design. It is
not meant to be an exact rendition.

2020
TECHNOLOGIES

9

Designed :8/30/2016
Printed: 9/2/2016

2B

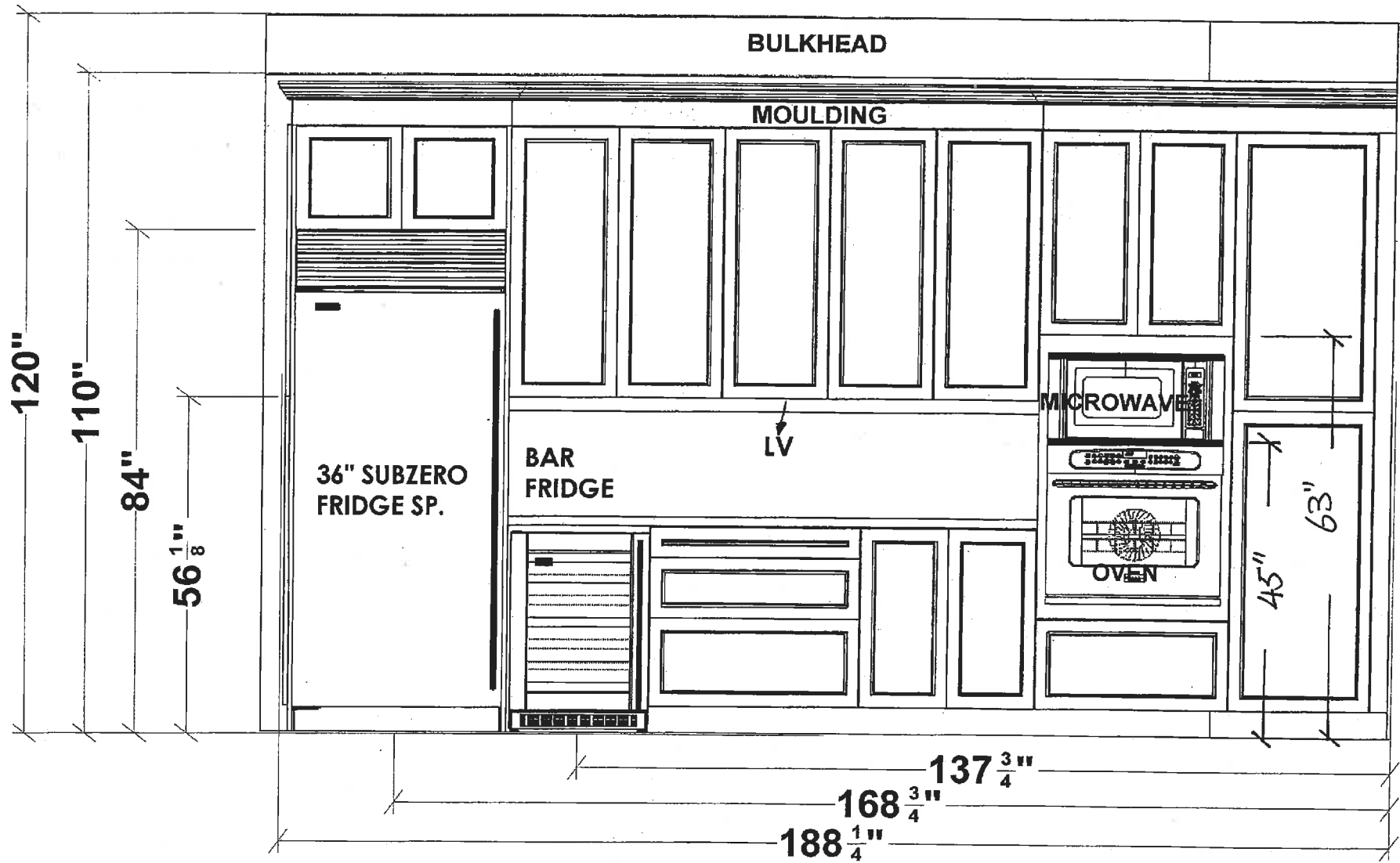
80-1 KIT - NEW -2

Drawing 6

Drawing #: 1

ZANCOR - THE CASTLES OF KING CITY
LOT .9 ROUGH-INS

FRIDGE WALL



****ALL MEASUREMENTS
ARE+/- SIZES SHOWN
**ALL CENTRE LINES & DIMENSION ARE
APPROXIMATE AND MAY CHANGE DUE
TO ACTUAL OVERALL SITE DIMENSIONS**

Note: This drawing is an artistic interpretation of the general appearance of the design. It is not meant to be an exact rendition.

2020
TECHNOLOGIES

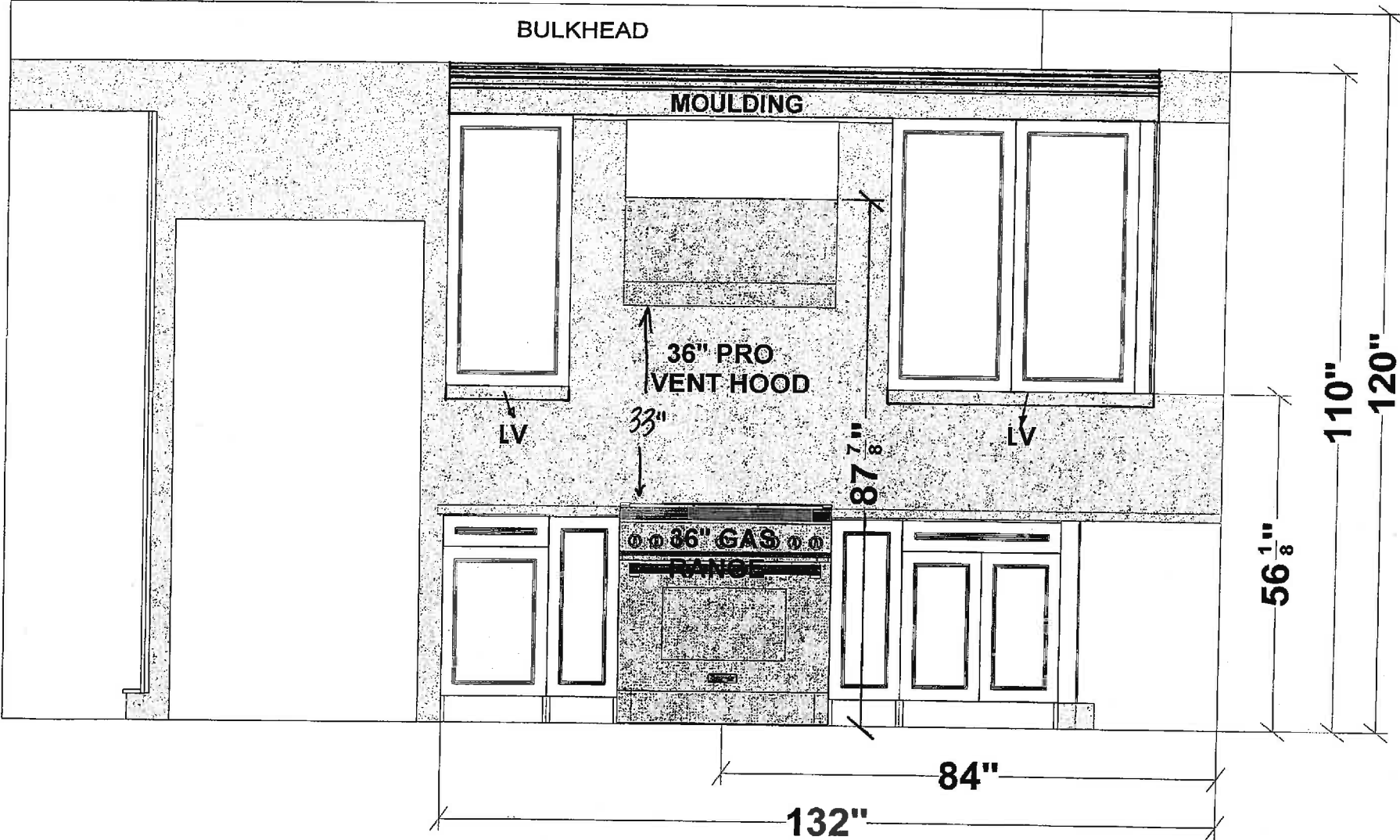
Designed :8/30/2016
Printed: 9/2/2016

9

3B

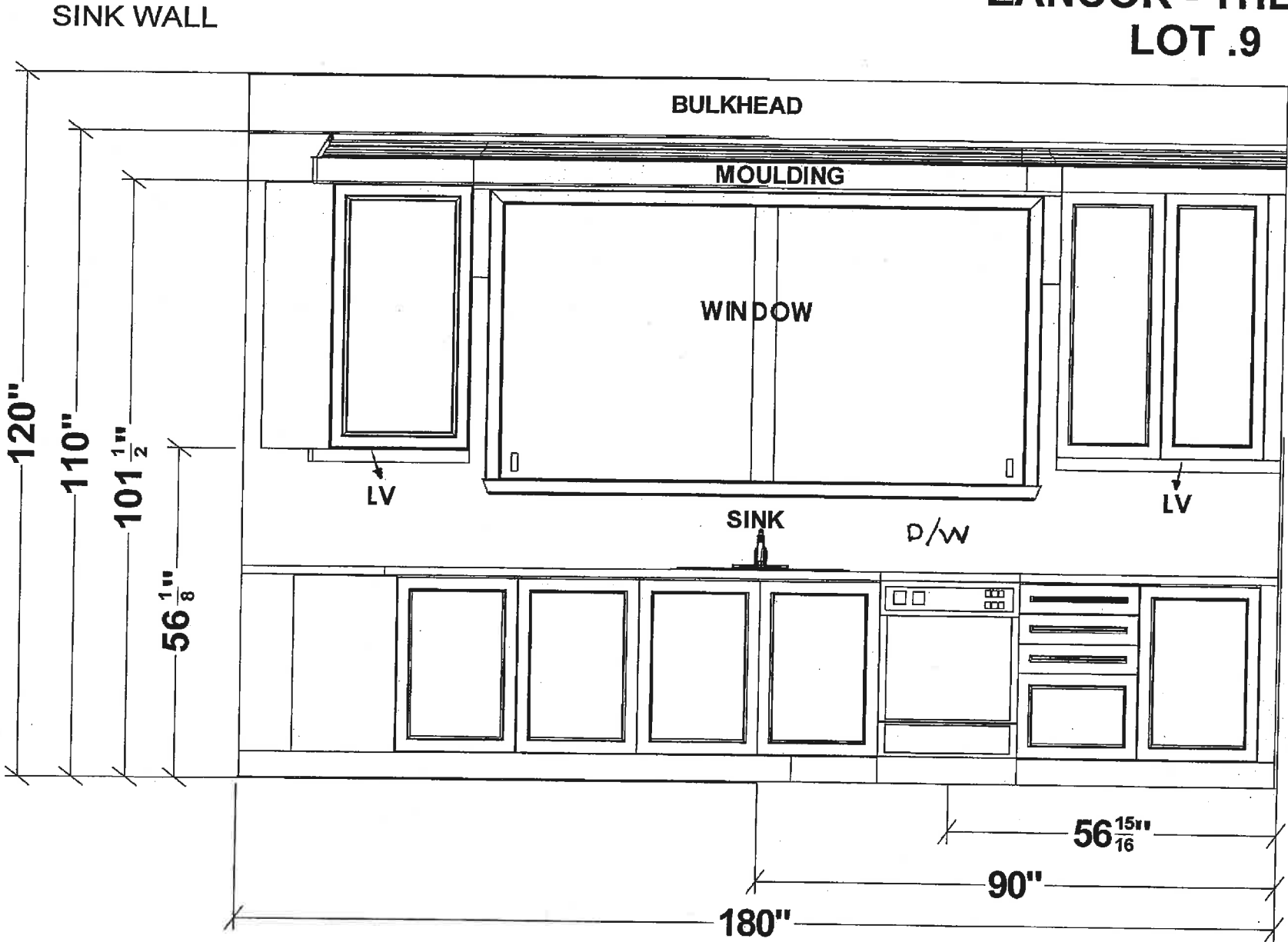
RANGE WALL

ZANCOR - THE CASTLES OF KING CITY
LOT .9 ROUGH-INS



****ALL MEASUREMENTS
ARE+/- SIZES SHOWN
**ALL CENTRE LINES & DIMENSION AR
APPROXIMATE AND MAY CHANGE DUE
TO ACTUAL OVERALL SITE DIMENSION**

ZANCOR - THE CASTLES OF KING CITY
LOT .9 ROUGH-INS



****ALL MEASUREMENTS
ARE +/- SIZES SHOWN
**ALL CENTRE LINES & DIMENSION ARE
APPROXIMATE AND MAY CHANGE DUE
TO ACTUAL OVERALL SITE DIMENSIONS**

Note: This drawing is an artistic interpretation of the general appearance of the design. It is not meant to be an exact rendition.

2020
TECHNOLOGIES

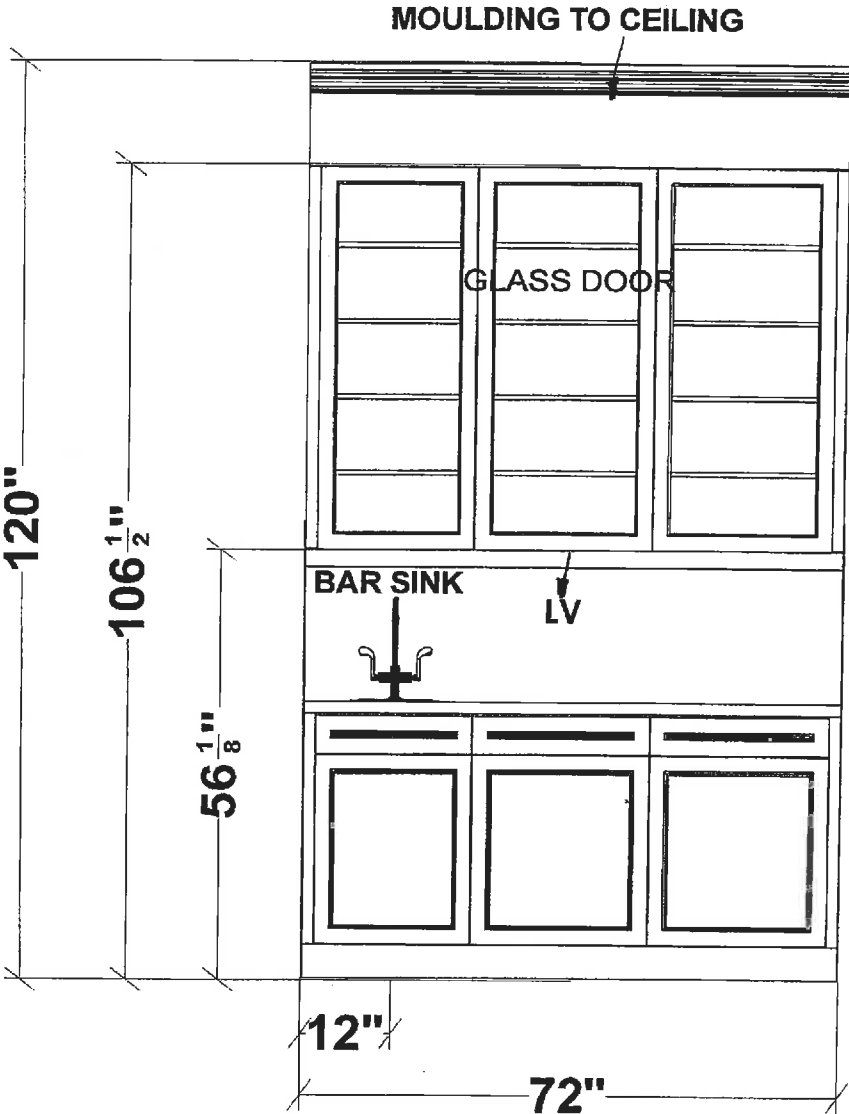
Designed :8/30/2016
Printed: 9/2/2016

9

5B

SERVERY WALL

ZANCOR - THE CASTLES OF KING CITY
LOT .9 ROUGH-INS



****All MEASUREMENTS
ARE+/- SIZES SHOWN
**ALL CENTRE LINES & DIMENSION ARE
APPROXIMATE AND MAY CHANGE DUE
TO ACTUAL OVERALL SITE DIMENSIONS**

Note: This drawing is an artistic interpretation of the general appearance of the design. It is not meant to be an exact rendition.

2020
TECHNOLOGIES

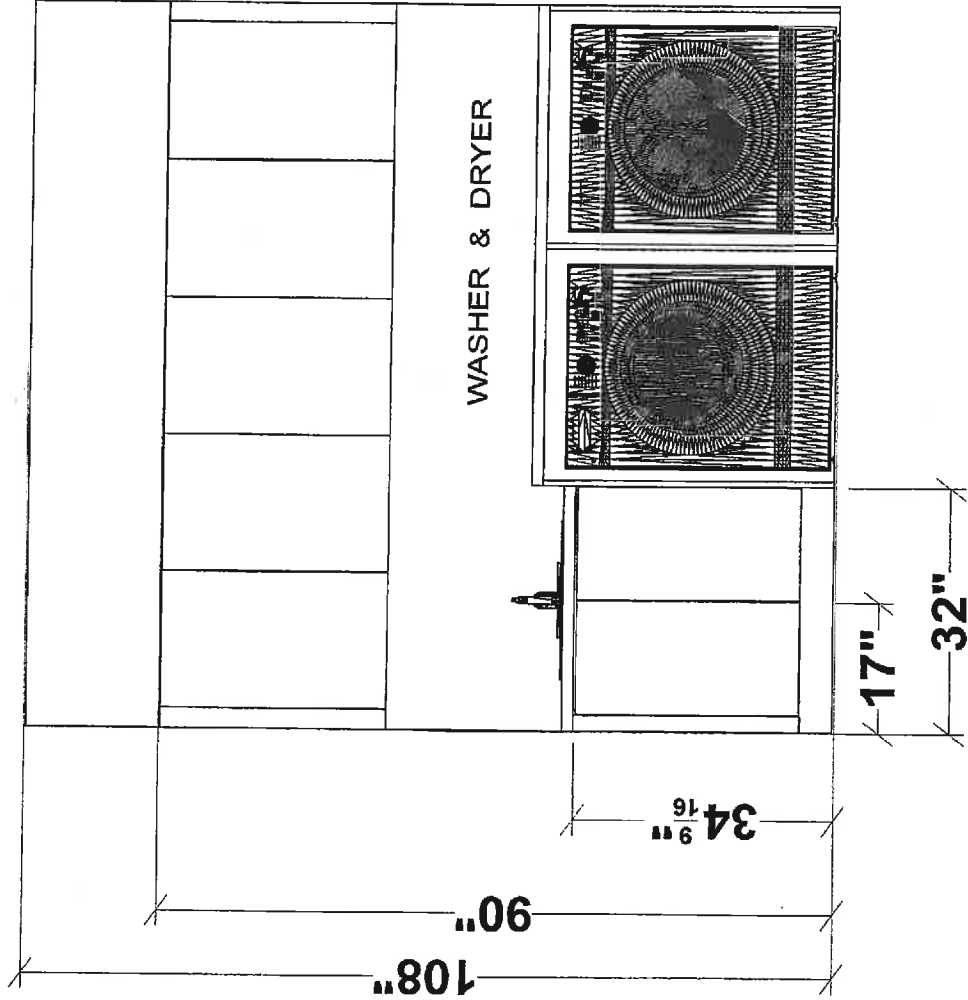
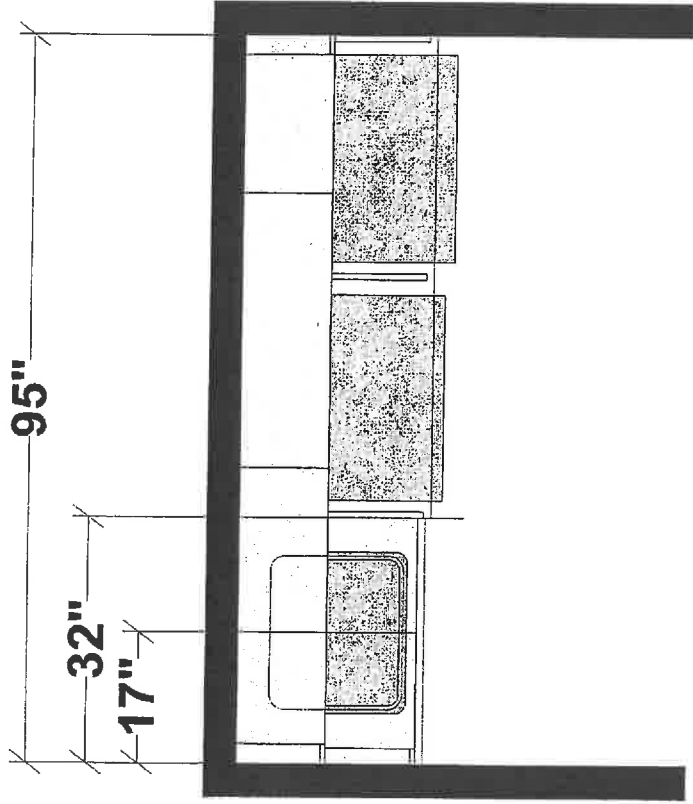
Designed :5/2/2016
Printed: 8/8/2016

9

6B

ZANCOR - THE CASTLES OF KING CITY
LOT .9 ROUGH-INS

LAUNDRY ROOM



****ALL MEASUREMENTS
ARE +/- SIZES SHOWN
**ALL CENTRE LINES & DIMENSION ARE
APPROXIMATE AND MAY CHANGE DUE
TO ACTUAL OVERALL SITE DIMENSIONS**

Note: This drawing is an artistic
interpretation of the general
appearance of the design. It is
not meant to be an exact rendition.

2020
TECHNOLOGIES

9

Designed : 5/2/2016
Printed: 8/8/2016

8B

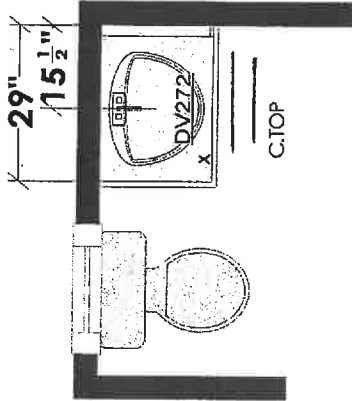
80-1 LAUNDRY - NEW - MAR 24.15

Drawing 7

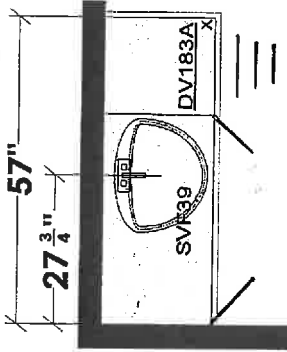
Drawing #: 1

ZANCOR - THE CASTLES OF KING CITY
LOT .9 ROUGH-INS

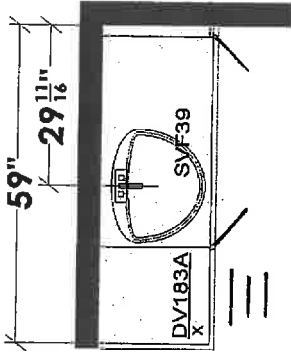
POWDER ROOM



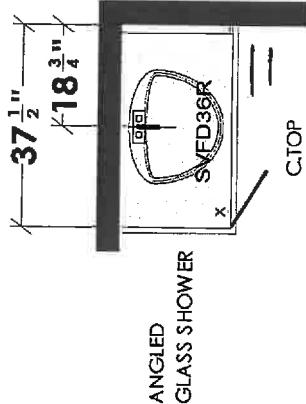
MASTER ENSUITE - HIS



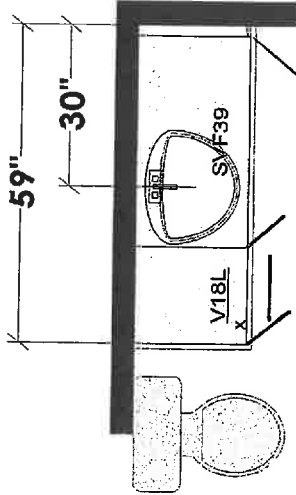
MASTER ENSUITE - HERS



ENSUITE 2 TOP DRW X 1

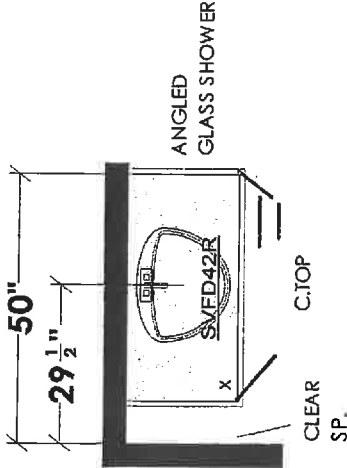


TOP DRW X 1



TOP DRW X 1

ENSUITE 4



****ALL MEASUREMENTS
ARE +/- SIZES SHOWN
**ALL CENTRE LINES & DIMENSION ARE
APPROXIMATE AND MAY CHANGE DUE
TO ACTUAL OVERALL SITE DIMENSIONS**

Note: This drawing is an artistic
interpretation of the general
appearance of the design. It is
not meant to be an exact rendition.

2020
TECHNOLOGIES

9

Designed - 5/2/2016
Printed: 8/8/2016

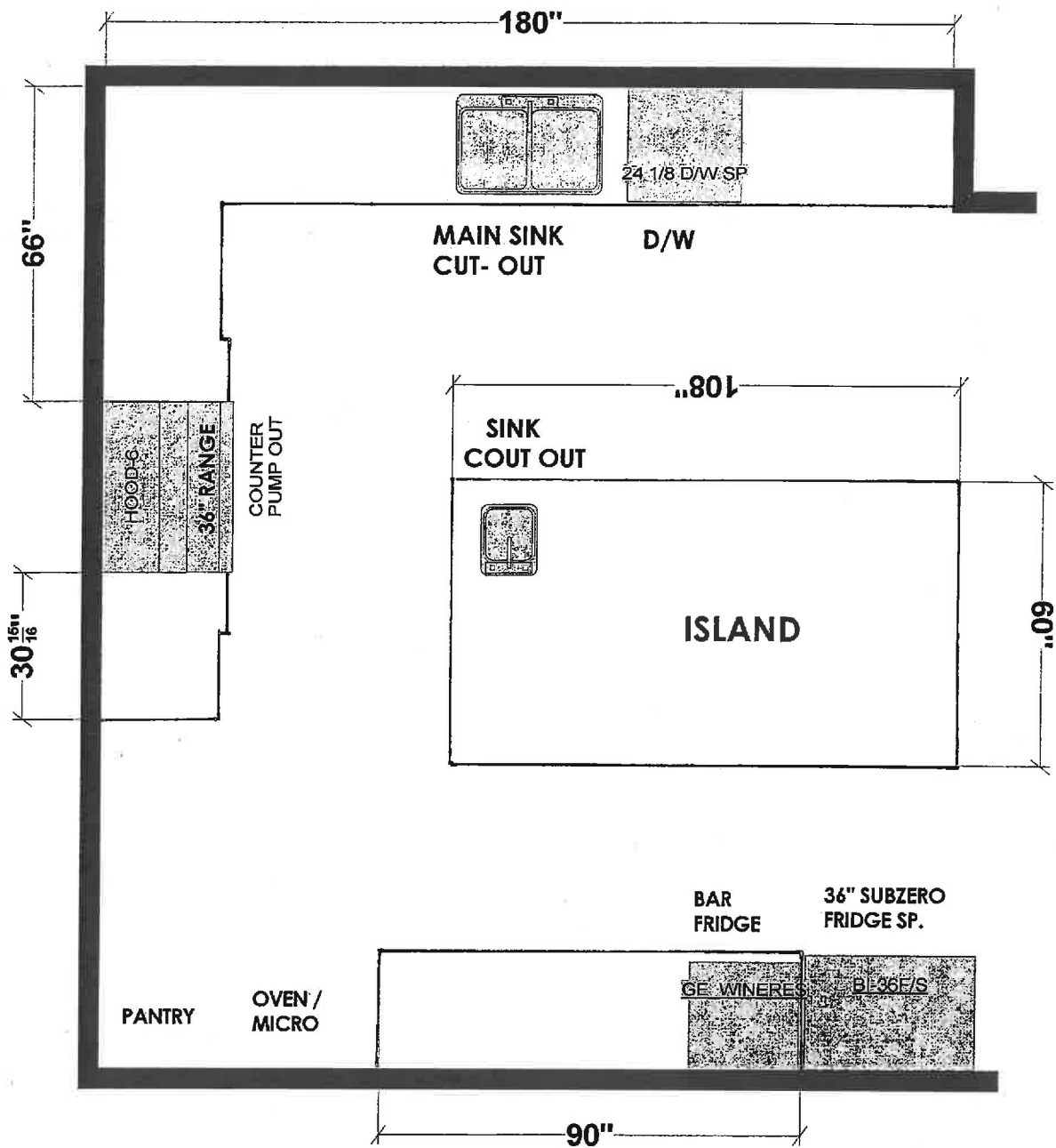
7B

80-1 VANS- NEW - MAR 24.15

Drawing 4

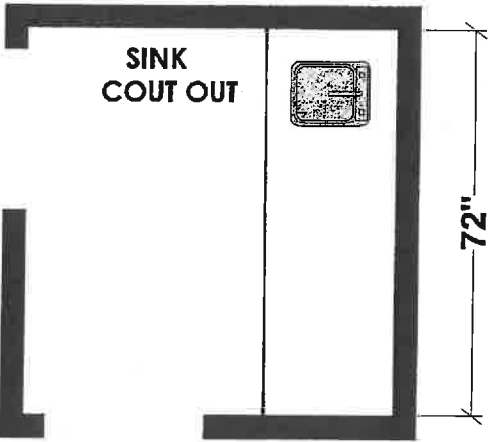
Drawing #: 1

ZANCOR - THE CASTLES OF KING CITY
LOT .9 ROUGH-INS COUNTER TOP

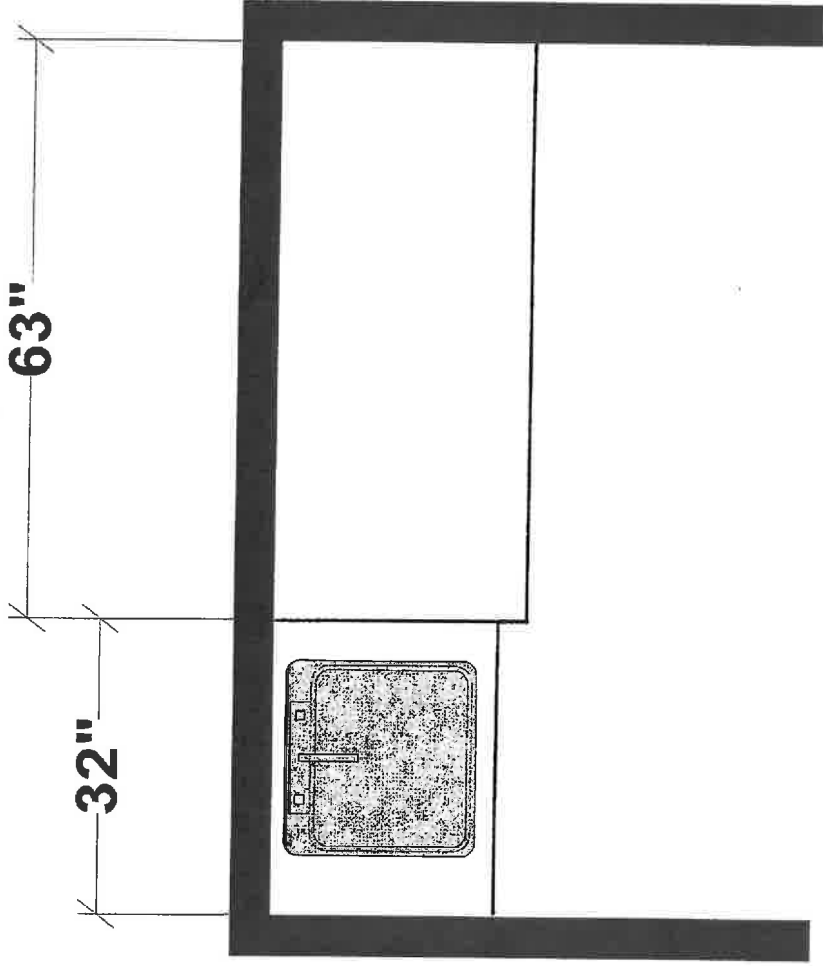


**All MEASUREMENTS
ARE +/- SIZES SHOWN
**ALL CENTRE LINES & DIMENSION ARE
APPROXIMATE AND MAY CHANGE DUE
TO ACTUAL OVERALL SITE DIMENSIONS

SERVERY AREA



ZANCOR - THE CASTLES OF KING CITY
LOT .9 ROUGH-INS COUNTER TOP



****ALL MEASUREMENTS
ARE +/- SIZES SHOWN
**ALL CENTRE LINES & DIMENSION ARE
APPROXIMATE AND MAY CHANGE DUE
TO ACTUAL OVERALL SITE DIMENSIONS**

Note: This drawing is an artistic
interpretation of the general
appearance of the design. It is
not meant to be an exact rendition.

2020
TECHNOLOGIES

9

Designed :5/2/2016
Printed: 8/8/2016

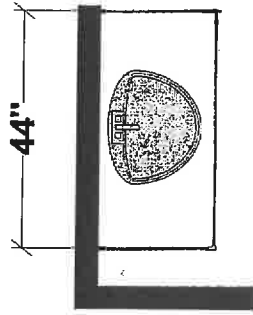
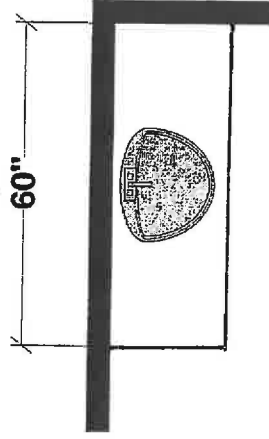
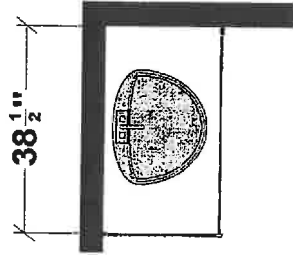
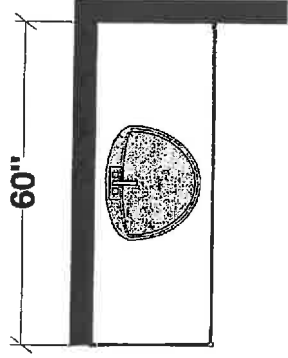
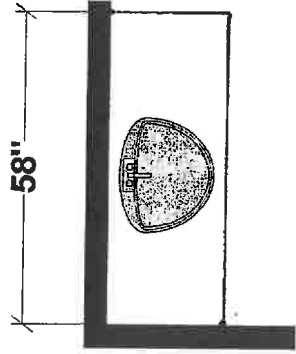
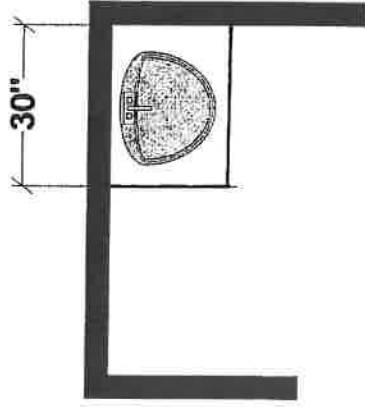
ZC

80-1 LAUNDRY - NEW - MAR 24.15

Drawing 6

Drawing #: 1

ZANCOR - THE CASTLES OF KING CITY
LOT .9 ROUGH-INS COUNTER TOP



****ALL MEASUREMENTS
ARE +/- SIZES SHOWN
**ALL CENTRE LINES & DIMENSION ARE
APPROXIMATE AND MAY CHANGE DUE
TO ACTUAL OVERALL SITE DIMENSIONS**

Note: This drawing is an artistic
interpretation of the general
appearance of the design. It is
not meant to be an exact rendition.

2020
TECHNOLOGIES

9

Designed : 5/2/2016
Printed : 8/8/2016

3C

80-1 VANS- NEW - MAR 24.15

Drawing 5

Drawing #: 1

INTERIOR FINISHES ACKNOWLEDGEMENT / HARDWOOD WAIVER

Purchaser accepts and acknowledges that the Builder reserves the right to substitute materials with those of equal or better quality where the manufacture, scheduling or delivery of materials may directly impact the Builder's ability to meet its' contractual obligations under the Agreement of Purchase and Sale.

PORCELAIN & NATURAL STONES: Due to the properties of natural stones including but not limited to **marble, granite, quartz**, no two pieces are exactly the same. Variations in colour, tone, granularity (pitting, fissures) and pattern are to be expected, including various lighting may affect the overall finished look. Stone should never be cleaned with lemon oil or vinegar. The purchaser acknowledges colour and product variations as well as natural imperfections that may exist with the selection of natural stone materials and shall not hold the Vendor liable for provision of same.

STONE COUNTERTOP JOINTS: Purchaser is aware that one joint will be at each corner and on either side of slide-in-range (if applicable). It will also be where the length of the counter top exceeds the length of a stone slab. Slabs are usually approximately 5'x 8'.

CERAMIC TILES: Due to manufacturing, shade (dye lots), product variations may exist that can affect the overall look of the finished product. Although every effort will be made to ensure the colours and materials selected are as close as possible to the samples, the purchaser acknowledges that the sample tiles supplied in the Design Centre may not be identical to the materials installed in the home.

STAIR STAINS: Due to the natural properties of wood, many variables can affect the overall look of the finished product. Factors including but not limited to wood type, knotting, graining, density, age, humidity, and air temperature can result in substantial variations in stain intensity. The purchaser accepts that although the Vendor will do their best to match stain the unfinished stairs as close as possible to the pre-finished floors, it is not possible to have an identical match and that there MAY be shade differences between the two products.

CABINETRY: Due to the natural properties of wood, slight variations apparent with cabinetry are to be expected. This includes but not limited to wood species, wood grain, colour, finish, product variations, and natural imperfections are all factors that may affect the overall look of the finished product. Such factors make exact colour matching impossible. The type and intensity of lighting in the areas of designated cabinetry placement may also highlight characteristics of cabinetry finish. All cabinets shall be finished with a white melamine interior box unless a finished interior is upgraded. Due to building specifications and/or on-site conditions, certain cabinetry upgrades may not be possible. The purchaser acknowledges that the Builder cannot guarantee the cabinetry finish or provision of certain upgrades and shall not hold the Builder liable for provision of same.

UPGRADES/EXTRAS: All upgrades and additional selections indicated on the colour chart must be accompanied by an upgrades/extras sheet (PES) and full payment otherwise the selection will be invalid. All colour charts and upgrades/extras will not proceed until verified and signed by an authorized signing officer at the Vendor's head office. **CHANGES WILL NOT BE PERMITTED UPON COMPLETION AND SUBMISSION OF THE COLOUR CHART.**

HARDWOOD FLOORING: Due to the natural properties of wood, many variables can affect the overall look of the finished product. Variations include but not limited to wood type, colour/stain and wood grain are significant factors that make exact colour matching impossible. The purchaser acknowledges that the hardwood flooring is a pre-finished product in a controlled environment. Expansion, compression and cupping are characteristics of hardwood flooring once installed in the home. The purchaser acknowledges these may become apparent over time and despite the Builders' efforts to install the hardwood flooring materials in keeping with good workmanship, the Builder shall not be responsible nor held liable for minor variances of fluctuation in hardwood flooring materials.

HARDWOOD WAIVER:

I/We understand hardwood flooring is classified as a porous material and as such not recommended by the Builder in certain areas. I/We understand there is a concern due to possible water and other substances being frequently splashed or spilled onto the floor and in contravention of Ontario Building Code Section 9.30.1.2(1).

"Finished flooring bathrooms, kitchens, public entrance halls, laundry & general storage areas shall consist of resilient flooring, felted-synthetic-fibre floor coverings, concrete, terrazzo, ceramic tile, mastic or other types of flooring providing similar degrees of water resistance."

I/We are prepared to assume full responsibility for any damage caused to the hardwood floor or subfloor due to moisture absorbency in the mentioned areas, and agree to waive any claims against the Township of residence, TARION and/or the Builder in relation to the matter.

****SEE COLOUR CHART FOR LOCATIONS****

SITE Royal Leathers

LOT 9

DATE Feb 14/16