

STANDARD APPLIANCE OPENINGS

The purchaser acknowledges the following standard spaces for kitchen appliances:

Range Conventional – 30" Width

Hood Fan – 30" Width (must be the same or larger as range opening as per Ontario Building & Fire Code)

Refrigerator – 36" W x 72" H (Approximate - height may change due to bulkheads)

Dishwasher – 24" Width

6" Exhaust Vent above stove

OTHER _____

See Spec's

UPGRADED APPLIANCE OPENINGS

*Check all that apply - NON-STANDARD APPLIANCE OPTIONS

NOTE: When upgrading appliances, there may be an additional charge to modify cabinetry and/or electrical and plumbing to accommodate the appropriate size from the manufacturer specifications of each appliance.

****MANUFACTURERS SPECIFICATIONS MUST BE ATTACHED****

36" / 42" Stove (Hood fan width will be the same as per Ontario Building Code)

Gas Stove

Slide-In Stove

Cooktop

*(Gas/Electric – Cut-out Charge & Plug Required)

Built-In Wall Oven

Hood Fan (may require larger vent, charges will apply – **6" is standard**)

8" Vent / 10" Vent

Chimney hoods **CENTRE VENT ABOVE STOVE (clearance space will be left with this appliance will not butt up against cabinetry)

Built-In Microwave with Trim Kit

Built-In Microwave Drawer with Trim Kit

Warming Drawer

OTR – Over The Range Microwave *Plug required

Built-in Refrigerator/Sub Zero – If purchasing a side by side or French Door, the wall beside the door may be an issue if it is deeper than 24"

*Applicable charges may apply if required to due to space accommodations

*Note: Refrigerator Door Swing

Wine / Bar Fridge (electrical required)

Steam Oven / Built-In Coffee makers

Cargo Waste Bin systems

Front Load Washer & Dryer *(Specs required if installing counter above)

Stackable Washer & Dryer

NOTE: It is the Purchaser's responsibility to coordinate delivery, installation and hook up of appliances and to ensure they are installed as per Manufacturers specifications after closing.

Purchaser acknowledges responsibility for providing correct specification for such appliances. The purchaser agrees to deliver forthwith to the Builder the manufacturer's appliance specifications where the size exceeds the standard openings.

If specs not received, the standard openings as determined by Zancor Homes will be provided. If rework/repair is required due to late specs received, additional costs will be applied.

Appliance Specifications are to be sent to the Zancor Décor Centre no later than _____

Appliance Specifications received _____

Purchaser Signature _____

Date _____

Purchaser Signature _____

Date _____

PROJECT _____

LOT _____

Paris Kitchens Appliance Sign-off Form

245 West Beaver Creek Rd, Unit 2, Richmond Hill, On, L4B 1LT1: 905.886.5751 f:905.886.8858

SITE: ZANCOR HOMES - CASTLES OF KING CITY SOUTH

BUILDER NOTIFICATION FOR APPLIANCE SPECIFICATIONS

Please find attached appliance specifications, as provided and signed off by the purchaser. It is the responsibility of the builder to ensure that any electrical, water supply, gas fittings, venting and any other appliance requirements are reviewed with the purchaser directly. It is also the responsibility of the builder to ensure that they have all relevant appliance spec's, as required to ensure installation of said appliances.

Built-in appliance cut-out process:

- ☐ Once a date has been confirmed for the delivery of your appliances please contact our **Customer Service Dept. at Paris Kitchens 905.886.5751**
- ☐ We require at least **10 BUSINESS DAYS notice** to set up an appointment. We aim to schedule our Service installers to complete the cut-out(s) the day after the appliances have been delivered. Please keep in mind that all appointments are scheduled between Monday to Friday from 8:00am to 3:00pm. (Not including holidays)
- ☐ After our Service installers have completed the cut-out(s), the installation and connection of the appliances can proceed. We do not install or connect appliances; this must be arranged by the homeowner with the appropriate trades.
- ☐ Please sign-off on the attached package of: APPLIANCE SPECIFICATIONS (PROVIDED BY PURCHASER)

Appliance specs provided:

- ☐ SUBZERO 36" BUILT IN FRIDGE - B136U/S/THLH
- ☐ WOLF 48" GAS RANGE - DF486G
- ☐ SIRIUS PROFESSIONAL WALL HOOD FAN - SU5448
- ☐ ASKO DISHWASHER - D5436XLS

Built- In Appliance Installation Application

- ☐ FLUSH INSTALLATION - Built-in Fridge
- ☐ STANDARD INSTALLATION - Built-in Fridge
- ☐ FLUSH INSTALLATION - Built-in Oven/Micro
- ☐ EURO FIT - Built-in Oven/Micro
- ☐ STANDARD INSTALLATION - Built-in Oven/micro
- ☐ RANGE TOP BUMPED OUT BY _____"
- ☐ COOKTOP BUMPED OUT BY _____"

Purchaser Name (please print)

Signature

Purchaser Name (please print)

Signature

Standard appliance opening sign-off option:

If you have chosen not to supply appliance model's and specifications you may sign-off all "standard openings" provided below.

In doing this you are responsible that the appliances you purchase will fit into the openings provided.

- ☐ 37" wide X 73" high fridge opening
- ☐ 30 1/2" opening for freestanding range
- ☐ 24 1/8" for D/W
- ☐ 30" opening for hood fan

☐ microwave _____

Purchaser Name (please print)

Signature

Purchaser Name (please print)

Signature

LOT # 39 S KING CITY

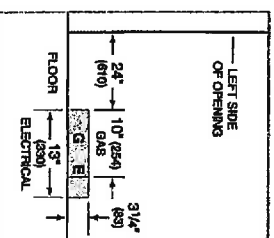
Date: August 26, 2016

48" DUAL FUEL RANGE - 6 BURNERS AND INFRARED GRIDDLE

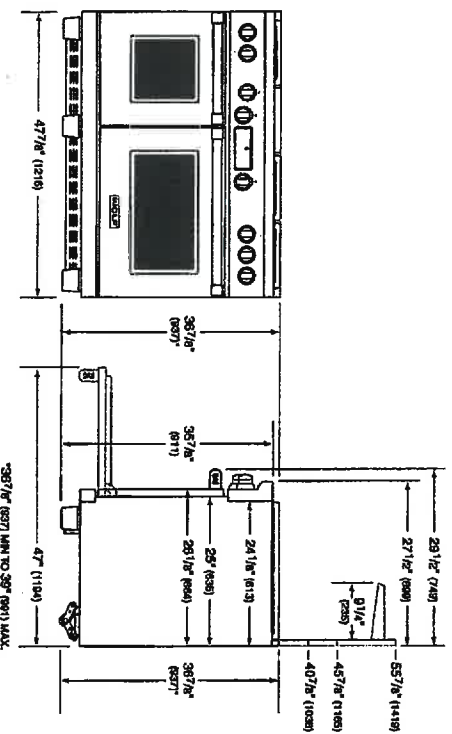
PRODUCT SPECIFICATIONS

Model	DF486G
Dimensions	47 7/8"W x 36 7/8"H x 29 1/2"D
Oven 1 Interior Dimensions	14"W x 16 1/2"H x 19"D
Oven 2 Interior Dimensions	25"W x 16 1/2"H x 19"D
Oven 1 Usable Capacity	1.5 cu ft
Oven 1 Overall Capacity	2.5 cu ft
Oven 2 Usable Capacity	2.8 cu ft
Oven 2 Overall Capacity	4.5 cu ft
Door Clearance	19 1/2"
Weight	750 lb
Electrical Supply	240/208 VAC, 60 Hz
Electrical Service	50 amp dedicated circuit
Gas Supply	3/4" rigid pipe
Gas Inlet	1/2" NPT female

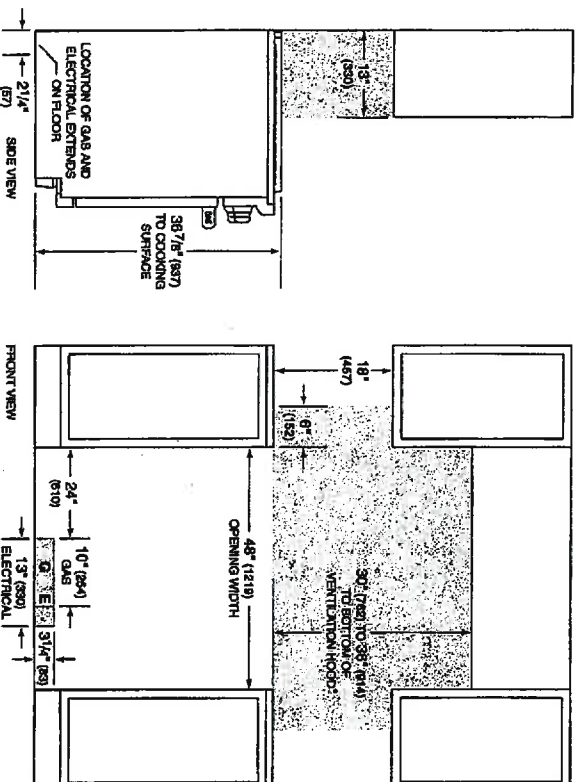
ELECTRICAL AND GAS



DIMENSIONS



STANDARD INSTALLATION



*Without ventilation hood, 35° (314) minimum clearance counter-top to combustible materials, 44° (116) for chair/counter.
NOTE: Shaded areas above counter-top indicates minimum clearance to combustible surfaces.

NOTE: Shaded areas above counter-top indicate minimum clearance to combustible surfaces.

For Island Installation, 12" (305) minimum clearance back of range to combustible rear wall above countertop.

This sketch is provided solely for reference to those items noted on the accompanying "Upgrades" all other details, dimensions and layouts are for illustrative purposes only and may not be applicable to the purchaser's model. All dimensions, specifications, and locations are only if possible and approximate.


BUILDER:

SITE:

LOTS

Purchaser Signature _____

Date:





DF486G

FEATURES

- 6 dual-stacked burners plus 15,000 Btu infrared griddle
- Dual-stacked burners produce up to 20,000 Btu
- Burners capable of delivering less than 300 Btu for premier simmer performance
- 10 cooking modes make meals easy
- Dual convection oven for faster, more consistent cooking
- Second 18" single convection oven
- Temperature probe lets you know when it's done
- Rigorously tested in our U.S. manufacturing facilities for decades of use
- Exceptional 24/7 support from our Customer Care team in Madison
- Continuous cast-iron grates for easy movement of pots and pans
- Cobalt blue porcelain interior
- Individual spark ignition system
- Heavy-gauge stainless steel
- Exclusive pivoting control panel
- Red, black or stainless steel control knobs
- Self clean, delayed start, timed cook, Sabbath mode and more

ACCESSORIES

- Bake stone kit (stone, rack and peel)
- Stainless steel, brass or chrome bezels
- Front leg and rear caster covers
- High altitude conversion kit
- Dehydration kit (racks and door stop)
- Full-extension easy glide oven rack
- Cast iron S-grates and wok grate
- Stainless steel kickplate
- Signature red, black or stainless steel control knobs
- Temperature probe and broiler pan
- 5" and 10" stainless steel risers, and 20" riser with shelf
- Set of three standard oven racks
- 30" baking sheet


Accessories available through an authorized Sub-Zero dealer. For local dealer information, visit subzero-wolf.com/location.



KNOB OPTIONS



TOP CONFIGURATION



RANGETOP SPECIFICATIONS

- 1 - 9,200 Btu Burner
- 2 - 15,000 Btu Burners
- 2 - 18,000 Btu Burners
- 1 - 20,000 Btu Burner
- 1 - 15,000 Btu (14,000 Btu LP) Griddle

This sketch is provided solely for reference to those items noted on the accompanying "Upgrades" all other details, dimensions and layouts are for illustrative purposes only and may not be applicable to the purchaser's model. All dimensions, specifications, and locations are only if possible and approximate.

BUILDER:


DATE:

Purchaser Signature:

DATE: _____

LOT: _____

D5436XLS



- Turbo Drying**
Top tray for bowls and cutlery
Upper basket type: Premium
Lower basket type: Premium
Separate removable basket
Number of place settings: 16
- Top tray functions**
InstanAll™ - smart height adjustment of the top tray
Divisible and removable trays
Pack for knives and utensils
Pack for bowls and cups
Telescopic rails
- Upper basket functions**
Tight mesh base
Multi position wire shelf left
Multi position wire shelf right
Fixed pin rows
Fixed glass support
Wide knife stand
- Lower basket functions**
Foldable/divisible pin rows rear
Separate removable basket
- Programs**
Sanitation wash
Normal wash
Heavy wash
Quick wash
ECO wash
- Options**
Delayed start
- Cleaning systems**
Number of spray zones: 9
Number of spray arms: 3
WideClean™ - extra washing power for pots and pans
SCS - Super Cleaning System™
Aqua Level™ Sensor
Stainless steel spray arms
- Drying system**
Turbo Drying™
- Features**
8 stainless steel parts
Time remaining indicator
Voice signal for the end of washing cycle
Hidden heater
KicSile - lockable controls
- Water safety**
Few sealing points outside the container
Long heating steam welded tank
Waterproof external base
Extensor float
Aqua Detect™ Sensor
Aqua Level™ Sensor
Stand-by water protection
Yes
Max fine water intake
Sound alarm
Anti-block drain pump
- Installation**
Adjustable feet
Multi fit outlet hose
Fixed high loop outlet hose
Trim kit
- EAN code: 3838942042188
code: 482231
- General**
Product: Dishwasher
Mode of installation: Built-in
Size: XL (ADA height compliant)
Touch Screen Display
Number of programs: 7
Noise level: 48 dB(A)
Number of baskets: 3
EAN code: 3838942042188
- Dimensions and Installation**
Height: 32 5/16 (820 mm)
Width: 23 15/16 (608 mm)
Depth: 22 7/8 (581 mm)
Packaging height: 35 1/16 (890 mm)
Packaging width: 25 3/16 (640 mm)
Packaging depth: 26 3/4 (680 mm)
Length electrical cord: 46 7/16 (1180 mm)
Length inlet hose: 66 1/8 (1680 mm)
Length outlet hose: 41 3/4 (1060 mm)
Weight net: 101 lbs
Weight gross: 109 lbs
- Technical Information**
Voltage: 120 V
Current: 15 A
- Consumption**
Energy consumption/Cycle: 0,87 kWh



This sketch is provided solely for reference to those items noted on the accompanying "Upgrades" all other details, dimensions and layouts are for illustrative purposes only and may not be applicable to the purchaser's model. All dimensions, specifications, and locations are only if possible and approximate.

BUILDER: _____ SITE: _____ LOT: _____

Purchaser Signature _____ Date: _____

36" BUILT-IN OVER-AND-UNDER REFRIGERATOR/FREEZER

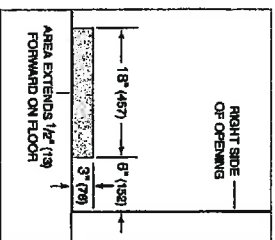
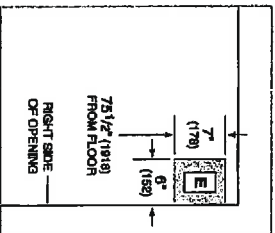


PRODUCT SPECIFICATIONS

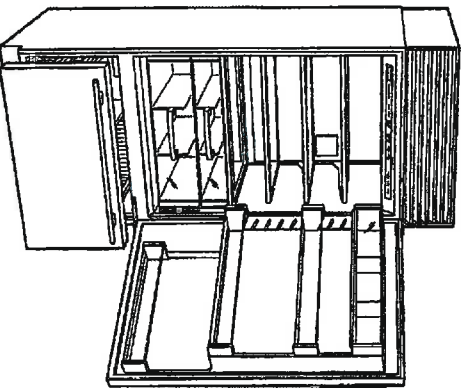
Model	BI-36U/S	
Dimensions	36"W x 84"H x 24"D	
Door Clearance	37 1/4"	
Drawer Clearance	23 5/8"	
Weight	515 lb	
Refrigerator Capacity	16.4 cu ft	
Freezer Capacity	5.3 cu ft	
Electrical Supply	115 VAC, 60 Hz	
Electrical Service	15 amp dedicated circuit	
Plumbing Supply	1/4" OD copper, braided stainless steel or PEX tubing	
Plumbing Pressure	35-120 psi	

ELECTRICAL

PLUMBING

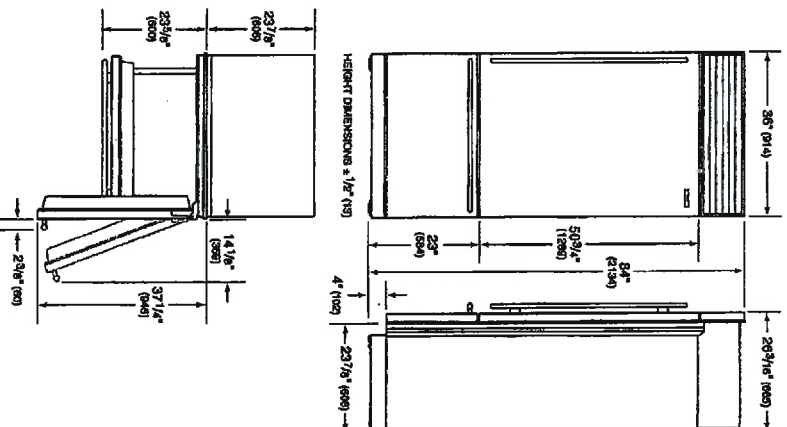


INTERIOR VIEW

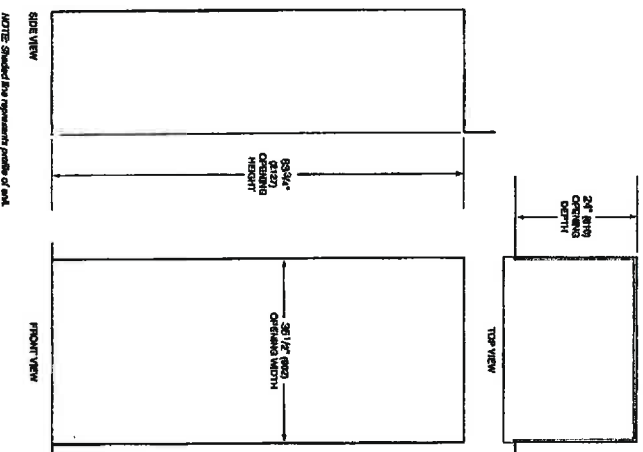


This illustration is intended for interior reference only and may not represent the exterior of the model being specified.

DIMENSIONS




STANDARD INSTALLATION



NOTE: Shaded area represents profile of unit.

This sketch is provided solely for reference to those items noted on the accompanying "Upgrades" all other details, dimensions and layouts are for illustrative purposes only and may not be applicable to the purchaser's model. All dimensions, specifications, and locations are only if possible and approximate.



BUILDER: _____ SITE: _____ LOT: _____
Purchaser Signature: _____ Date: _____

36" BUILT-IN OVER-AND-UNDER REFRIGERATOR/FREEZER



BI-36U/S


FEATURES

- Dual refrigeration keeps food fresher longer
- Air purification system fights spoilage, odors
- Crispers and deli drawers in low-temp, high-humidity zones for optimum freshness
- Microprocessor control assures peak performance
- Water-filtration system for ice reduces contaminants, chlorine taste and odor
- Freshness cards for maximum food preservation
- Clear-view, triple-pane and UV-resistant glass door
- Rigorously tested in our U.S. manufacturing facilities to ensure at least 20 years of heavy use
- Exceptional 24/7 support from our Customer Care team based in Madison, Wisconsin and just footsteps from our factory
- "Soft bright" interior lighting
- Over-and-under refrigerator/freezer storage
- Magnetic door seal system locks in cold air
- Automatic ice maker with "max ice" feature
- Adjustable shelves for maximum convenience

ACCESSORIES

- Stainless steel kickplate
- Grilles for 83" or 88" finished height (84" is standard)
- Side panel mounting kit
- Dual installation kit with or without dual wide grille—84" finished height

Accessories are available through an authorized Sub-Zero dealer. For local dealer information, visit subzero-wolf.com/locator.



HANDLE OPTIONS

PRO

TUBULAR



PRODUCT DETAILS


REFRIGERATOR

- 3 Adjustable glass shelves
- 1 Stationary glass shelf
- 1 High-humidity drawer with dividers
- 1 Storage drawer with dividers
- 2 Adjustable door shelves
- 1 Stationary door shelf
- Adjustable dairy compartment

FREEZER

- Full-extension roll-out freezer drawer
- Two-tier wire storage baskets
- Automatic ice maker

This sketch is provided solely for reference to those items noted on the accompanying "Upgrades" all other details, dimensions and layouts are for illustrative purposes only and may not be applicable to the purchaser's model. All dimensions, specifications, and locations are only if possible and approximate.



BUILDER:

SITE:

LOT:


Purchaser Signature

Date:

[Handwritten signatures]

SU54

SU54



SU54

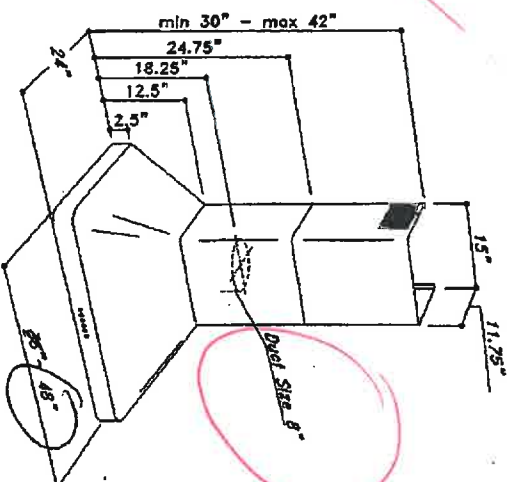
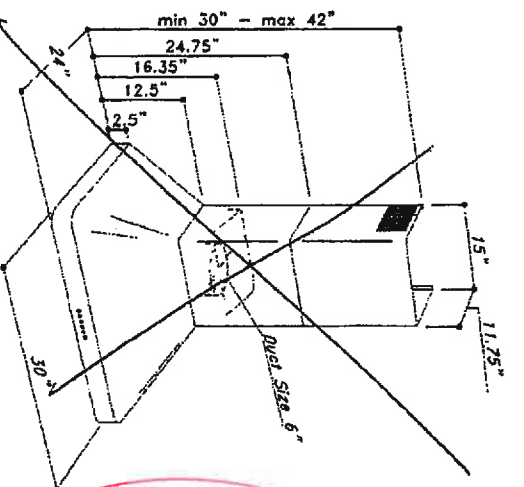
- SU54 36" 48" Motor: 2 x EBM 1100 cfm (Duct Size 8")
- ~~SU54 36" 1 x EBM 600 cfm (Duct Size 6")~~
- Pressure: 800 Pa
- Noise level: 66 dBA/5.1 sone

- Lighting:
 - 2x20W Halogen lamps in 30" version
 - 2x20W Halogen lamps in 36" version
 - 4x20W Halogen lamps in 48" version



- Control panel: 4 speed push-button + timer + light switch

- grease filter: commercial style baffle filters
- Stainless steel: AISI 430



Sirius

This sketch is provided for reference to those items noted on the accompanying "Upgrades" all other details, dimensions and layouts are for illustrative purposes only and may not be applicable to the purchaser's model. All dimensions, specifications, and locations are only if possible and approximate.

BUILDER:

SITE:

LOT:

Purchaser Signature

Date:

