

Lot 65
Phase RC
Model -Hatfield (42-02) Elev A
PERRY TONUS and SAMANTHA FRUSTAGLIO

Colours Upgrade Report
Kings Ridge Print Date:29-Apr-13

- PE With Agreement
- 9 ft. basements, 10 ft. main floor (with 8 ft. hollow core doors, taller windows and taller arches) and 9 ft. second floors
 - STAIN STAIRCASE FROM FIRST TO SECOND FLOOR
 - 1ST UPGRADE 3 1/4 INCH X 3/4 INCH OAK STAINED HARDWOOD TO APPLICABLE AREAS (EXCEPT TILED AREAS)

ID	Group	Description	Invoice	Date Ordered	
7779	COLOURS	Glass: Powder Room: Delete mirror	1490		
7782	COLOURS	Interstone quote *All joints to be installed tight as possible	1490		
7783	COLOURS	Kitchen and Breakfast area: crown moulding to be installed STD 109	1490		
7808	STRUCTURAL	NO STRUCTURAL CHANGES	1495		
9365	COLOURS	Main bath: Smokehouse maple 2503	1490		
9366	COLOURS	Wood thresholds throughout: STD for Royal detached lots	1490		
9367	COLOURS	Kitchen: purchaser declined gas line to stove Kitchen: purchase declined waterlinet to fridge	1490		
9368	COLOURS	Kitchen tile to be 1/4 brick installation *interstone confirmed tile can work	1490		* waiver has been signed for this
9369	COLOURS	Purchaser aware of threshold slope between tiles areas and hardwood	1490		
9370	COLOURS	Kitchen: electrical: Move STD light center over island	1846		

garage mandoor
not possible - email
from Virginia Sept 14/12

COLOURS
* Kitchen cabinet selections
to follow

ZANCOR HOMES COLOUR CHART

CABINETRY		HARDWARE		ZANCOR APPLIANCE PACKAGE			
Kitchen	QTK quote not submitted			Appliance Package		No	
Servery	QTK quote not submitted			Gas Line to Stove			
Island	QTK quote not submitted			PLUMBING		STANDARD	NOTES
Master Ensuite	QTK quote not submitted			Kitchen	STD	✓	
Main/Twin	MAFLE 2503 SMOKEHOUSE			Powder Room	STD	✓	
2nd Ensuite	QTK quote not submitted			Master Ensuite	STD	✓	
3rd Ensuite	QTK quote not submitted			Main/Twin	STD	✓	
Laundry	QTK quote not submitted			2nd Ensuite	STD	✓	
Basement Bath	QTK quote not submitted			3rd Ensuite	N/A		
Other	QTK quote not submitted			Other	N/A		
COUNTERTOPS		EDGE		MIRRORS & ACCESSORIES			
Kitchen	Giallo Ornamental Light	✓	G	Mirrors		See Res	✓
Servery	N/A		N/A	Bathroom Accessories		Yes	✓
Island	Giallo Ornamental Light	✓	G	TRIM			
Master Ensuite	Perlatto Royale	✓	D	Casing/Baseboards		STD	
Main/Twin	7267-58 Concrete Stone		N/A	Interior Doors		STD	
2nd Ensuite	N/A		N/A	Interior Door Hardware		STD	
3rd Ensuite	N/A		N/A	Exterior Door Hardware		STD	
Laundry	STD			PLASTER MOULDING			
Basement Bath	N/A		N/A	Crown Moulding		Cornice 109	
FLOOR & WALL TILES		WALL TILE INSERT	THRESHOLDS	HARDWOOD/CARPET			
Kitchen Floor	12 x 24 Unique Cotton	✓ Black	No	Location		Dining Room	
Breakfast Floor	12 x 24 Unique Cotton	Black	No	Living Room		N/A	
Kitchen Bk.Splash	N/A		No	Dining Room		Up 1 Wickham Walnut 3 1/4 OAK	✓
Main Foyer	12 x 12 Botticino	✓	No	Family/Great Room		Up 1 Wickham Walnut 3 1/4 OAK	✓
Main Hall	Hardwood	✓	No	Den/Study		Up 1 Wickham Walnut 3 1/4 OAK	✓
Powder Room	13 x 13 greco beige	✓	No	Kitchen *(Waiver)		TILE	
Laundry	12 x 12 Banff light beige	✓	No	Main Foyer *(Waiver)		TILE	
Mstr Ensuite Floor	12 x 12 Reflection Latte Taupe	✓	No	Main Hall		Up 1 Wickham Walnut 3 1/4 OAK	✓
Mstr Ensuite Shower	8 x 10 Reflection Bone	✓	No	Upper Hall		Up 1 Wickham Walnut 3 1/4 OAK	✓
Mstr Ensuite Tub Wall	8 x 10 Reflection Bone	✓	No	Master Bedroom		Up 1 Wickham Walnut 3 1/4 OAK	✓
Mstr Ensuite Tub Deck	8 x 10 Reflection Bone	✓	No	Bedroom 2		Up 1 Wickham Walnut 3 1/4 OAK	✓
Master Shower Floor	2 x 2 Bone	✓	No	Bedroom 3		Up 1 Wickham Walnut 3 1/4 OAK	✓
Main Bath/Twin Floor	12 x 12 Reflection Olive	✓	No	Bedroom 4		Up 1 Wickham Walnut 3 1/4 OAK	✓
Main Bath/Twin Wall	8 x 10 Reflection Olive	✓	No	Carpet Underpad		N/A	
Main Bath/Twin Shower	8 x 10 Reflection Olive	✓	No	Basement Landing		N/A	
2nd Ensuite Floor	N/A		No	Other		N/A	
2nd Ensuite Wall	N/A		No	STAIRS, RAILING & PICKETS			
2nd Ensuite Shower	N/A		No	Main Fir. to 2nd Fir. Stair Finish/Stain:		Stain to match Walnut	✓
Basement Landing	N/A		No	Main Fir. to 2nd Fir. Railing Details:		STD	✓
Other	N/A		No				
FIREPLACE							
Location	Great Room	✓	Mantle	NF8	✓		
Insert & 4 PC Surround	STD and Crema Marfil	✓	Hearth	No			
PAINT							
Kitchen/Breakfast	Pompei						
Living Room	Pompei						
Dining Room	Pompei						
Family/Great room	Pompei						
Den/Study	Pompei						
Main/Upper Hall	Pompei						
Master Bedroom	Pompei						
Bedroom 2	Pompei						
Bedroom 3	Pompei						
Bedroom 4	Pompei						
Ensuite	Pompei						
Main/Twin	Pompei						
2nd Ensuite	Pompei						
3rd Ensuite	Pompei						
Laundry	Pompei						
Powder Room	Pompei						
SITE: Royal Collection		LOT: 65					
PURCHASER(S):							
HOME #:							
CELL #:							
EMAIL:							
MODEL:		44-02 Half Acre Elev: A					
WOB/LOB:							
ZANCOR HOMES							
* ITS THE RESPONSIBILITY OF ALL TRADES TO INFORM THE BUILDER OF ANY DESCREPANCIES ON SKETCHES, PES AND/OR COLOUR CHART							
INSTALL TIGHT JOINTS FOR TILES				DISCLAIMER			
Colours of all materials are as close as possible to Builders selection but not necessarily identical due to dye lot variances in manufacturing/manufacturers. Due to construction progress some items may have been pre-selected or installed. In this event the Vendors selection must be accepted by the purchaser				INITIALS			
Any changes to the colour chart after signing are subject to a \$5000 administration fee plus costs				GK not submitted			
Purchaser has checked and acknowledged accuracy of colour and selections before signing.				Jm			
Purchaser Signature				Date			
Purchaser Signature				Date			
Décor Consultant Signature				Date			
Vendor Signature				April 18, 2018			



INTERSTONE
MARBLE AND GRANITE LIMITED

3240 Langstaff Road, Unit D, Concord, Ontario
Tel: 905-760-1077 Fax: 905-760-1078

slabs
outside

Customer Name:

Sungarhwa. Mustang (416) 930-8300

Fabricator:

Kehcoor Marble & Paper Collection

Material Name:

Gold Ornamentale Light

Slab(s) #:

2 Block #: 1206920

Sales Rep:

Supplier Code: (1206920) 6101

Date:

February 5, 2013 Size:

Note: All slabs tagged will be guaranteed for one month after the tag date above. It is up to the customer to re-tag material that is needed for any length of time running after this one month holding period.

Customer Signature:

45360



INTERSTONE
MARBLE AND GRANITE LIMITED

3240 Langstaff Road, Unit D, Concord, Ontario
Tel: 905-760-1077 Fax: 905-760-1078

2/10/2013
4401-2014

Customer Name:

Perrin Jones

Tel:

Fabricator:

Quarried Paper Collection Lot # 65

Material Name:

Quarried Paper

Slab(s) #:

Block #: 1109094

Sales Rep:

Supplier Code:

Date:

Feb 25/13 Size:

Note: All slabs tagged will be guaranteed for one month after the tag date above. It is up to the customer to re-tag material that is needed for any length of time running after this one month holding period.

Customer Signature:

44270



ZANCOR HOMES

WAIVER FOR STAINING OF STAIRS

Purchaser is aware that the hardwood flooring is a pre-finished product. It is finished in a factory, in a controlled environment and that the stairs in the home are finished on site. The Purchaser understands and accepts that although the Vendor will do their best to match the finish between the floors and the stairs, it is not possible to have an identical match, and that there MAY be shade differences between the two products.

I/We understand and fully accept the Terms as outlined by the Vendor, and authorize the Vendor to proceed as required.

Purchaser Signature: *Sharon St. Jacques*

Date: _____

Purchaser Signature: _____

Date: _____

Site: *Payge Collection* Lot Number: *10516C*

STANDARD APPLIANCE WIDTHS

The purchaser acknowledges the following standard spaces for kitchen appliances:

- ☐ Range Conventional – 30" Width
- ☐ Hood Fan – 30" Width (must be the same or larger as range opening as per Ontario Building & Fire Code)
- ☐ Refrigerator – 36" W x 72" H (Approximate - height may change due to bulkheads)
- ☐ Dishwasher – 24" Width
- ☐ 6" Exhaust Vent above stove

NON-STANDARD APPLIANCE OPTIONS

NOTE: When upgrading appliances, there may be an additional charge to modify cabinetry and/or electrical and plumbing to accommodate the appropriate size from the manufacturer specifications of each appliance.

****MANUFACTURERS SPECIFICATIONS MUST BE ATTACHED****

- | | |
|--|--|
| <input type="checkbox"/> Built-In Wall Oven | <input type="checkbox"/> Built-in Refrigerator/Sub Zero – If purchasing a side by side or French Door, the wall beside the door may be an issue if it is deeper than 24" |
| <input type="checkbox"/> Built-In Microwave with Trim Kit | *Applicable charges may apply if required to due to space accommodations |
| <input type="checkbox"/> Built-In Microwave Drawer with Trim Kit | *Note: Refrigerator Door Swing |
| <input type="checkbox"/> Warming Drawer | <input type="checkbox"/> Wine / Bar Fridge (electrical required) |
| <input type="checkbox"/> Slide-In Stove | <input type="checkbox"/> Steam Oven / Built-In Coffee makers |
| <input type="checkbox"/> Cooktop | <input type="checkbox"/> Chimney hoods (clearance space will be left with this appliance will not butt up against cabinetry) |
| * (Gas/Electric – Cut-out Charge & Plug Required) | <input type="checkbox"/> Cargo Waste Bin systems |
| <input type="checkbox"/> OTR – Over The Range Microwave *Plug required | <input type="checkbox"/> Front Load Washer & Dryer *(Specs required if installing counter above) |
| <input type="checkbox"/> Hood Fan (may require larger vent, charges will apply – 6" is standard) | <input type="checkbox"/> Stackable Washer & Dryer |
| <input type="checkbox"/> 8" Vent / 10" Vent | |
| <input type="checkbox"/> 36" / 42" Stove | |
- (Hood fan width will be the same as per Ontario Building Code)

Purchaser acknowledges responsibility for providing correct specification for such appliance and to make any and all necessary arrangements to supply and install appliances after closing.

The purchaser agrees to deliver forthwith to the Builder the manufacturer's appliance specifications where the size exceeds the standard openings. If not received, the standard openings as determined by Zancor Homes will be provided.

Appliance Specifications are to be sent to the Zancor Décor Centre no later than May 1st 13

Purchaser Signature [Signature] Date 4-16-13

Purchaser Signature _____ Date _____

PROJECT Bayle Collection LOT 452C

NOTE: It is the Purchaser's responsibility to arrange installation and hook up of appliances and to ensure they are installed as per Manufacturers specifications.



ZANCOR
HOMES

**ACKNOWLEDGEMENT OF RECEIPT
FOR GRANITE AND MARBLE INFORMATION**

Purchaser acknowledges receipt, understanding and acceptance of the following information as provided by the Vendor for Granite and Marble finishes.

- GRANITE IS A 100% NATURAL PRODUCT – Every stone has its own unique qualities and characteristics. These range from natural pitting to areas of crystal deposits embedded within the stone as well as the stone's unique motion and patterns. Being a natural product that is quarried right from the earth, it also possesses excellent wear, resistance and heat exposure qualities.
- STONE HAS THE ABILITY TO REFLECT LIGHT DIFFERENTLY – The same stone may appear to be different when viewed in various lighting conditions and different angles. The stone may also vary in colour or wave motion from one side to another depending on the concentration of minerals and crystals embedded within that stone. Thus, it is not always possible to book match the pieces of stone across joint or corner areas.
- EDGE FINISHES ARE NOT ALWAYS EQUIVALENT TO THE TOP FINISH – The difference is often due to the stone's physical properties, colour and with the finished edge bias being different than that of the top surface. The finish is also affected by the type of edge profile, which is chosen.
- STONE IS A NATURAL PRODUCT THAT HAS MANY TINY PORES – Liquids such as oils and red wine if left on the surface, may leave a ring. When using oil and red wines, it is best to wipe up the spills as soon as possible and leave the top to air dry.
- VIEW AND PICK YOUR SLAB FROM OUR SUPPLIER'S INVENTORY – The Vendor will arrange for the Purchaser to view and select the slab of stone that the countertop will be made from, prior to it being templated. This will provide the Purchaser the opportunity to confirm that the counter will meet the Purchaser's expectations, as much as possible.
- PLEASE LOOK AT YOUR STONE CAREFULLY – The Purchaser needs to be aware that the surface finish will have fissures, pits and pores. These naturally occurring features will vary in frequency and intensity depending on the type of stone chosen by the Purchaser.
- GRANITE IS AN IGNEOUS ROCK – Meaning the stone was formed by the cooling and solidification of magma deep within the earth. Granite is composed of grains or crystals of Quartz, Feldspar and Mica.
- GRANITE IS A VERY HARD ROCK – It is highly resistant to being scratched. On a scale of 1 to 10, Talc and Gypsum is at 1 and 2; Corundum and Diamond is at 9 and 10; and GRANITE is at 5 to 7. It withstands extreme temperatures, and is not nearly as prone to staining as marble is.
- GRANITE COUNTER TOPS WILL HAVE JOINTS – Purchaser aware one joint will be at each corner and on either side of slide-in-range (if applicable). It will also be where the length of the counter top exceeds the length of a stone slab. Slabs are usually approximately 5'x8'. A ¾" countertop weighs approximately 15 lbs., and a 1 ¾" counter top weighs as much as 23 lbs. per square foot.

MARBLE

- MARBLE IS A METAMORPHIC ROCK – This means it was formed with limestone. Calcite/Dolomite was put under pressure and high temperatures deep within the earth's crust. The heat and pressure altered its crystalline structure and introduced other minerals that produced the colours and veining that marble is commonly known for.
- MARBLE IS VERY SOFT – It can be scratched easily. On a scale of 1 to 10, Talc and Gypsum at 1 and 2; and Corundum and Diamond at 9 and 10; Marble is a 3 on that scale.
- MARBLE IS VERY SUSCEPTIBLE TO STAINING AND ETCHING – Marble is NOT recommended for use as a counter top in kitchens. Marble is often used in bathroom counter top – however is very porous and may show water stains.
- MARBLE SHOULD NEVER BE CLEANED WITH SCOURING PADS – Abrasive cleaners should NOT be used either, as they WILL scratch and damage the marble. Use the proper dedicated cleaners for marble counter tops.
- CLEANING PRODUCTS – Solutions containing lemon oil or vinegar should NOT be used.
- COASTERS SHOULD BE USED – Use under all glasses, particularly those containing alcohol or citrus juice.

Purchaser Signature:  Date: 4-16-13

Purchaser Signature: _____ Date: _____

Site: Page 2 Lot Number: 65

Revised

Drawn & C.E. 10/15/13 Green Homes 10001

ZANCOR HOMES

KINGS RIDGE PROJECT

COLOUR SELECTIONS

Revised

copy

(Kathleen Model)

PURCHASERS: Perry Jones & Samantha Frustaglio LOT #: 101-#1605

(Salabella Model)

Kajal collection

asper Rob.

AREA	TILE SELECTION	MARBLE THRESHOLD & SHOWER FRAME	UPGRADE LEVEL	
Kitchen Floor	unique cotton 12x24	Perla	5th	
Foyer	Bathicino 12x12	Perla	"5"	
Main Hall	hardwood.			
Powder Room	Greco Beige 13x13	Perla	"5"	
Laundry Room				
Laundry Room	Banff light 12'x12" ^{beige}	Perla	"5"	
Ensuite Bath Floor	Reflection late Tange 12x12	Perla	"5"	
Ensuite Bath Tub Deck/Face	Reflection Bone 8x10	Perla	"5"	
Ensuite Bath Tub Walls	Reflection Bone 8x10 Inserts: Yes <input type="checkbox"/> No <input checked="" type="checkbox"/>	"	"5"	
Ensuite Bath Shower Walls	Reflection Bone 8x10 Inserts: Yes <input type="checkbox"/> No <input checked="" type="checkbox"/>	"	"5"	
Ensuite Bath Shower Floor	Bone 2x2	"	"5"	
Twin Bath Floor	Reflection olive 12x12	"	"5"	
Twin Bath Walls	Reflection olive 8x10 Inserts: Yes <input type="checkbox"/> No <input checked="" type="checkbox"/>	"	"5"	
2nd Ensuite Bath Floor				
2nd Ensuite Bath Walls				
Kitchen Backsplash	N/A	Inserts: Yes <input type="checkbox"/> No <input checked="" type="checkbox"/>		
KITCHEN COUNTERTOP	Galbo ornamental Edge: 1" 2"			
KITCHEN COUNTERTOP	EXTRA FOR: COOK-TOP CUT-OUT SLIDE-IN STOVE			
MAIN BATH VANITY TOP		Edge:		
ENSUITE BATH VANITY TOP	Perla beige	Edge: 1" 2"		
2ND ENSUITE VANITY TOP		Edge:		

PURCHASER'S SIGNATURES:

Samantha Frustaglio

PURCHASER'S SIGNATURES:

Perry Jones

DATE OF COLOUR SELECTIONS:

February 5th, 2013

A.V. CLASSIC REPRESENTATIVE:

Deanne Murre


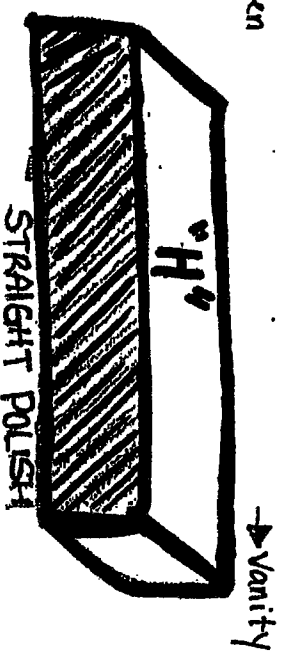
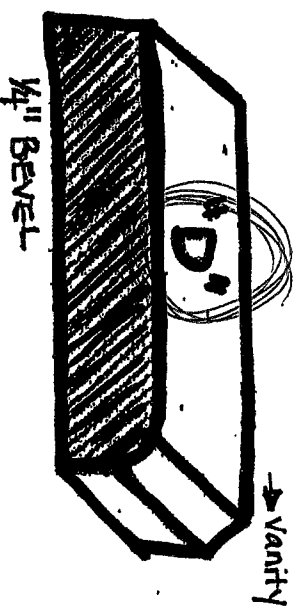




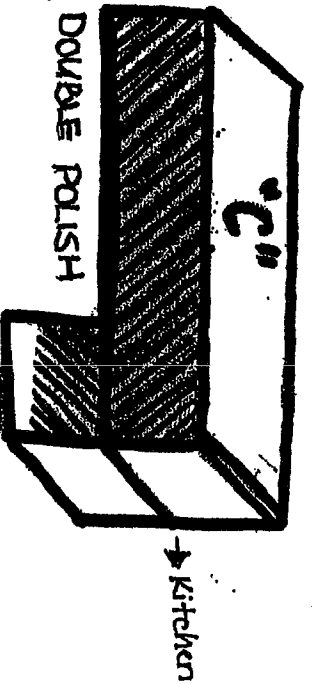

Installation

Tight

Grants

ofn

STANDARD MouldING



RC
5-10-14

Simple

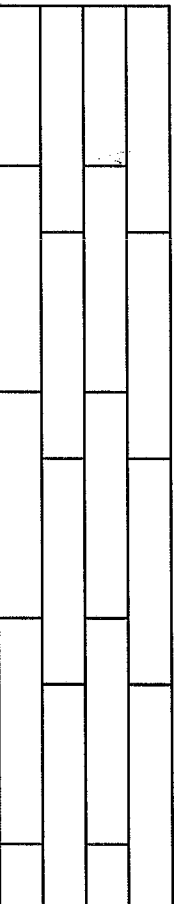
RELEASE FORM
FOR FLOOR
BRICK/JOINT PATTERN INSTALLATION

LOT # 605 PURCHASER'S NAME PEREY TOMS
SAMANTHA FOUSTARD

SITE NAME Dege Collection

Please be advised it has come to our attention, that due to production, many of the over-sized and odd shaped, man-made tiles (i.e. porcelain & ceramic), have been found to have a slight bow in the tile. It is a standard occurrence with all suppliers and manufacturers.

It is therefore recommended, that if and when a purchaser requests to install one of these tiles in a brick-joint pattern, that it be installed on a 1/4 brick pattern, to try to avoidlippage. Attached with this letter, you will find a layout of the 1/4 brick installation that has been recommended.



Please understand, even in using this 1/4 brick installation, there may still be minimallippage which cannot fully be eliminated.

Hence, when there is a request for brick-joint installation, Zancor Homes and their contractor, cannot be held responsible for this matter.


Homeowner's Signature
4/16/13
Date

Homeowner's Signature

Date

Décor Consultant

Date



ZANCOR
HOMES

Date: 4/16/13

Site: Boyle Collection

Lot #: 65RC.

Re: Colour Selections, Upgrades & Extras / Framing Walk

Thank you for completing your colour selections and upgrades & extras with our Zancor Homes Design Consultants.

Please be advised that our head office will review your colour selections, upgrades & extras, and upon accepting these options, they will be provided to the construction department and our site in order to continue the building process.


As construction progresses, you will be contacted by a representative of Zancor Homes to schedule an appointment for your Frame Walk. Please note, to comply with the Occupational Health and Safety Act, the Ministry of Labour Guidelines and in accordance with your Agreement of Purchase and Sale, proper **closed-toe shoes** are to be worn to ensure the complete safety of our homeowners while walking through the dwelling. Hard-hats will be provided by the site during this visit.

Please be advised that your frame-walk is intended only as an orientation of your home layout & confirmation of purchased extras. We will not accept any changes or additions.

In the interim, if you should have any questions or concerns with respect to your new home, please do not hesitate to contact us.

Yours very truly,

ZANCOR HOMES (King City) LTD.


Purchaser
Initial