

THESE DRAWINGS ARE NOT TO BE SCALED.  
ALL DIMENSIONS MUST BE VERIFIED BY CONTRACTOR PRIOR  
TO COMMENCEMENT OF ANY WORK. ANY DISCREPANCIES  
MUST BE REPORTED DIRECTLY TO RIN DESIGN LTD.  
REVISED: DECEMBER 17, 2007 - RIN STAFF IN ACCORDANCE TO O.B.C. 2006



LOT 103 (TERRY VIEW DRIVE)	
MODEL: CRIOLLO, ELEV. 'A'	
42-12 REV.	
COLOUR PACKAGE:	
PRELIMINARY:	JUNE -05-12
FINAL:	JUNE 19-12
DROP GARAGE SOFFIT:	
OTHER:	

LOT 103 (TERRY VIEW DRIVE)	
MODEL: CRIOLLO, ELEV. 'A'	
42-12 REV.	
COLOUR PACKAGE:	
PRELIMINARY:	JUNE 05-12
FINAL:	JUNE 19-12
DROP GARAGE SOFFIT:	
OTHER:	










**NOTES:**  
ALL STAIRS ACCESSING  
FRONT ENTRY TO BE  
POURED-IN-PLACE




LOT 103 (TERRY VIEW DRIVE)	
MODEL: CRIOLLO, ELEV. 'A'	
42-12 REV.	
COLOUR PACKAGE:	
PRELIMINARY:	JUNE -05-12
FINAL:	JUNE 19-12
DROP GARAGE SOFFIT:	
OTHER:	

NOTE:  
FOR ARCHITECTURAL SUBDIVISION  
CONTROL PURPOSE ONLY

### LEGEND / PLANS

- |   |                          |   |   |
|---|--------------------------|---|---|
|  | SMOKE ALARM              | D.J.  | DOUBLE JOIST  |
|  | CARBON MONOXIDE DETECTOR | G.T.  | TREATED LUMBER  |
|  | WATERPROOF DUPLEX OUTLET | P.T.  | GIRDER TRUSS  |
|  | VENTS AND INTAKES        | A.F.F.  | ABOVE FINISHED FLOOR                                    |
|  | HOSE BIB                 | <input checked="" type="checkbox"/>   | SOLID BEARING<br>(TO BE SAME WIDTH AS SUPPORTED MEMBER) |
|  | EXHAUST FAN              | <input checked="" type="checkbox"/>   | POINT LOAD  |
|  | FLOOR DRAIN              |  | FLAT ARCH   |
|   |                          |  | 2 STORY WALL  |

LEGEND / ELEVATIONS

- |                        |  |
|------------------------|--|
| ● COLD CELLAR VENT (C) |  EXT. LIGHT FIXTURE<br>(WALL MOUNTED) |
| ■ STOVE VENT           | US UNDER SIDE  |
| ⊗ FIRE PLACE VENT      | FG FIXED GLAZING   |
| ■ DRYER VENT           | GB GLASS BLOCK   |
| ⊕ HYDRO METER          | BG BLACK GLASS   |
| ⊙ GAS METER            |  |

I, \_\_\_\_\_, DECLARE THAT I HAVE REVIEWED AND TAKE DESIGN RESPONSIBILITY FOR THE DESIGN WORK ON BEHALF OF AN DESIGN LIMITED UNDER DIVISION C, PART 3, SUBSECTION 3.2.4 OF THE BUILDING CODE. I AM QUALIFIED, AND THE FIRM IS REGISTERED AS A DESIGN PROFESSIONAL IN ALABAMA.

**QUALIFIED DESIGNER BCIN**

FIRM BEGIN

DATE \_\_\_\_\_

SIGNATURE \_\_\_\_\_

[illegible]

It is the builder's complete responsibility to ensure that all plans submitted for approval fully comply with the Architectural Guidelines and all applicable regulations and requirements including zoning provisions and any provisions in the subdivision agreement. The Control Architect is not responsible in any way for examining or approving site (lotting) plans or working drawings with respect to any zoning or building code or permit matter or that any house can be properly built or located on its lot.

This is to certify that these plans comply with the applicable Architectural Design Guidelines approved by the Township of KING.

ARCHITECTURAL REVIEW / APPROVAL

JUN 27 2012

~~John G. Williams Limited, Architects~~

## STREETSCAPES

CLIENT

**ZANCOR HOMES**  
**KING CITY**  
KING CITY, ONTARIO



**RN design**  
*Imagine • Inspire • Create*  
TEL.(905)730-3177  
FAX.(905)730-5449  
DWG@RNDDESIGN.COM

SCALE  
N.T.S.

PROJECT NUMBER	09011
----------------	-------

PAC

SS