

The image displays three architectural drawings of a house, illustrating different roof styles. The drawings are arranged horizontally, with arrows indicating a progression from left to right. The first drawing on the left shows a simple gable roof. The middle drawing shows a more complex design with multiple gables, a central chimney, and a small tower. The third drawing on the right shows a design with multiple steep gables and a central tower. The drawings are detailed, showing windows, doors, and landscaping.

LOT 92 (TERRY VIEW DRIVE)	
MODEL: CRIOLLO, ELEV. 'A'	
42-12 REV.	
COLOUR PACKAGE:	
PRELIMINARY:	MAY-17-12
FINAL:	MAY-29-12
DROP GARAGE SOFFIT:	
OTHER:	
















The image displays three architectural elevation drawings of a two-story house, likely for a design or construction project. The house features a gabled roof with a central chimney and a decorative finial. The exterior is finished with stone masonry. The front elevation shows a central entrance with a small porch, flanked by large arched windows. A bay window is located on the left side of the second floor. The side elevation shows a large arched window on the second floor and a smaller arched window on the first floor. The rear elevation shows a large arched window on the second floor and a smaller arched window on the first floor. The drawings are detailed, showing window frames, shutters, and masonry patterns.

LOT 95 (TERRY VIEW DRIVE)	
MODEL: MESSARA, ELEV. 'B'	
42-02 (REV.)	
COLOUR PACKAGE:	
PRELIMINARY:	FEB-21-12
FINAL:	MAR-06-12
DROP GARAGE SOFFIT:	
OTHER:	












NOTE:
FOR ARCHITECTURAL SUBDIVISION
CONTROL PURPOSE ONLY

THESE DRAWINGS ARE NOT TO BE SCALED.
ALL DIMENSIONS MUST BE VERIFIED BY CONTRACTOR PRIOR
TO COMMENCEMENT OF ANY WORK. ANY DISCREPANCIES
MUST BE REPORTED DIRECTLY TO RN DESIGN LTD.
REVISED: DECEMBER 17, 2007 - RN STAFF IN ACCORDANCE TO O.B.C. 2000

LEGEND / PLANS

	SMOKE ALARM		DOUBLE JOIST
	CARBON MONOXIDE DETECTOR		P.T. PRESSURE-TREATED LUMBER
	WATERPROOF DUPLEX OUTLET		G.I.T. GIRDER TRUSS
	VENTS AND INTAKES		A.F.F. ABOVE FINISHED FLOOR
	HOSE BIB		TO BE BARED WITH AS SUPPORTED MEMBERS
	EXHAUST FAN		SPOT LOAD
	FLOOR DRAIN		FLAT ARCH
			2 STORY WALL

LEGEND / ELEVATIONS

	COLD CELLAR VENT		EXT. LIGHT FIXTURE (W/SHUTTER)
	STOVE VENT		U/S UNDER SIDE
	FIRE PLACE VENT		FG FIXED GLAZING
	DRYER VENT		GB GLASS BLOCK
	HYDRO METER		BG GLASS BLOCK
	GAS METER		

I, _____, DECLARE THAT I HAVE REVIEWED AND TAKE DESIGN RESPONSIBILITY FOR THE DESIGN WORK ON BEHALF OF PH DESIGN LIMITED UNDER DIVISION C, PART 3, SUBSECTION 3.2.4. OF THE BUILDING CODE. I AM QUALIFIED, AND THE FIRM IS REGISTERED, IN THE APPROPRIATE CLASSIFICATION CODE(S).

QUALIFIED DESIGNER BCIN _____

FIRM BCIN _____

DATE _____ SIGNATURE _____

[illegible]

It is the builder's complete responsibility to ensure that all plans submitted for approval fully comply with the Architectural Guidelines and all applicable regulations and requirements including zoning provisions and any provisions in the subdivision agreement. The Control Architect is not responsible in any way for examining or approving site (lotting) plans or working drawings with respect to any zoning or building code or permit matter or that any house can be properly built or located on its lot.

This is to certify that these plans comply with the applicable Architectural Design Guidelines approved by the Township of KING

ARCHITECTURAL REVIEW & APPROVAL

MAY 30 2012

John G. Williams Limited, Architect

MODEL STREETSAPES

CLIENT **ZANCOR HOMES**
KING CITY
KING CITY, ONTARIO

RN design
Imagine • Inspire • Create
 TEL.(905)738-3177
 FAX.(905)738-5449
 DWG@RNDISEIGN.COM