















THESE DRAWINGS ARE NOT TO BE SCALE  
ALL DIMENSIONS MUST BE VERIFIED BY CONTRACTOR PRIOR  
TO COMMENCEMENT OF ANY WORK. ANY DISCREPANCIES  
MUST BE REPORTED DIRECTLY TO HN DESIGN LTD.  
REVISED: DECEMBER 17 2007. HN STAFF IN ACCORDANCE TO D.B.C. 2000

## LEGEND / PLANS

- |   |                          |   |  |
|---|--------------------------|---|--|
|  | SMOKE ALARM              | D.J.  | DOUBLE JOIST                                     |
|  | CARBON MONOXIDE DETECTOR | P.T.  | PRESSURE TREATED LUMBER                          |
|  | WATERPROOF DUPLEX OUTLET | G.T.  | GIRDER TRUSS                                     |
|  | VENTS AND INTAKES        | A.F.F.  | ABOVE FINISHED FLOOR                             |
|  | HOSE BIB                 |  | SOLID BEARING (TO BEAM WITH AS SUPPORTED MEMBER) |
|  | EXHAUST FAN              |  | POINT LOAD                                       |
|  | FLOOR DRAIN              |  | FLAT ARCH  |
|   |                          |  | 2 STORY WALL                                     |

### LEGEND / ELEVATIONS

- |   |   |
|---|---|
| ● COLD CELLAR VENT (50)   |  EXT. LIGHT FIXTURE (WALL MOUNTED) |
|  STOVE VENT      | U/S UNDER SIDE  |
|  FIRE PLACE VENT | FG FIXED GLAZING  |
| ■ DRYER VENT  | GB GLASS BLOCK  |
| (H) HYDRO METER   | BG BLACK GLASS  |
| (G) GAS METER   |   |

DECLARE THAT I HAVE REVIEWED AND TAKE DESIGN RESPONSIBILITY FOR THE DESIGN WORK ON BEHALF OF RND DESIGN LIMITED UNDER DIVISION 3, PART 3, SUBSECTION 3.2.4. OF THE BUILDING CODE. I AM QUALIFIED, AND THE FIRM IS REGISTERED

QUALIFIED DESIGNER BCIN \_\_\_\_\_

FIRM BCIN \_\_\_\_\_

DATE \_\_\_\_\_ SIGNATURE \_\_\_\_\_

[illegible]

It is the builder's complete responsibility to ensure that all plans submitted for approval fully comply with the Architectural Guidelines and all applicable regulations and requirements including zoning provisions and any provisions in the subdivision agreement. The Control Architect is not responsible in any way for examining or approving site (lotting) plans or working drawings with respect to any zoning or building code or permit matter or that any house can be properly built or located on its lot.

This is to certify that these plans comply with the applicable Architectural Design Guidelines approved by the Township of KING.

ARCHITECTURAL REVIEW &amp; APPROVAL

MAY 30 2012

John G. Williams Limited, Architects

MODEL. **STREETSCAPES**

CLIENT **ZANCOR HOMES**  
**KING CITY**  
**KING CITY, ONTARIO**

**PRN design**  
*Imagine • Inspire • Create*  
 TEL (905) 738-3177  
 FAX (905) 738-5449  
 DWG@PRNDESIGN.COM

7



LOT 10 (ADELIA PLACE)	
MODEL: CASPIAN, ELEV. 'A'	
42-03 REV	
COLOUR PACKAGE:	
PRELIMINARY:	MAR-16-12
FINAL:	MAY-14-12
DROP GARAGE SOFFIT:	
OTHER:	

LOT 9 (ADELIA PLACE)	
MODEL: FALABELLA, ELEV. 'A' 42-5 (STD.)	
COLOUR PACKAGE:	
PRELIMINARY:	FEB-21-12
FINAL:	MAR-06-12
DROP GARAGE SOFFIT:	
OTHER:	

LOT 8 (ADELIA PLACE)	
MODEL:	
COLOUR PACKAGE:	
PRELIMINARY:	JULY-22-11
FINAL:	
DROP GARAGE SOFFIT:	
OTHER:	

LOT 7 (ADELIA PLACE)	
MODEL: PASO FINO, ELEV. 'A' 42-06 STD	
COLOUR PACKAGE:	
PRELIMINARY:	MAY-17-12
FINAL:	MAY-29-12
DROP GARAGE SOFFIT:	
OTHER:	

7 Rear



LOT 7 (ADELIA PLACE)	
MODEL: PASO FINO, ELEV. 'A'	
42-06 STD	
COLOUR PACKAGE:	
PRELIMINARY:	MAY 17-12
FINAL:	MAY-29-12
DROP GARAGE SOFFIT:	
OTHER:	

LOT 8 (ADELIA PLACE)	
MODEL:	
COLOUR PACKAGE:	
PRELIMINARY:	JULY-22-11
FINAL:	
DROP GARAGE SOFFIT:	
OTHER:	

LOT 9	(ADELIA PLACE)
MODEL:	FALABELLA, ELEV. 'A' 42-5 (STD.)
COLOUR PACKAGE:	
PRELIMINARY:	FEB-21-12
FINAL:	MAR-06-12
DROP GARAGE SOFFIT:	
OTHER:	

LOT 10 (ADELIA PLACE)	
MODEL: CASPIAN, ELEV. 'A'	
42-03 REV	
COLOUR PACKAGE:	
PRELIMINARY:	MAR-16-12
FINAL:	MAY-14-12
DROP GARAGE SOFFIT:	
OTHER:	

NOTE:  
FOR ARCHITECTURAL SUBDIVISION  
CONTROL PURPOSE ONLY