


Lot 232-1
Dec. 1, 22

SS



BOSCH

**800 Series, Gas Cooktop, 36",
Stainless steel
NGM8658UC**



**The 800® Series stainless steel gas cooktop
with control knob LED light line indicator
and adjustable FlameSelect®.**

- Dishwasher safe grates and porcelain enameled cooking surface makes the clean-up process faster and easier.
- OptiSim® burner offers more flame control at the lowest settings for precise simmering and melting.
- Seamless, one-piece stainless steel design makes clean-up simple.
- Continuous Grates Make Moving Heavy Pots Easier

Technical Data

Knob Material : Full metal

Sealed Burners : Yes

Type of grate : Cast iron

Natural Gas Connection Rating : 42700 BTU

LP Gas Connection Rating : 41400 BTU

Power of heating element (W) : 1 kW

Power of 1st burner : 3400 BTU

Power of 3rd heating element (W) : 1.75 kW

Power of 3rd burner (BTU) : 6000 BTU

Optional accessories

HEZ298102 : Wok ring

800 Series, Gas Cooktop, 36", Stainless steel NGM8658UC

**The 800® Series stainless steel gas cooktop
with control knob LED light line indicator
and adjustable FlameSelect®.**

Performance

- 5 high efficiency gas burners
- FlameSelect® (9 power levels)
- 17.1K dual flame ring power burner
- OptiSim® burner
- STAR-K Sabbath compliant

Convenience

- Sealed burners prevent spills from entering the burner box
- Full width continuous surface enameled cast iron grates can be cleaned in dishwasher
- Push-to-turn knobs with electronic ignition
- LED light line in the control knob for each burner

Design

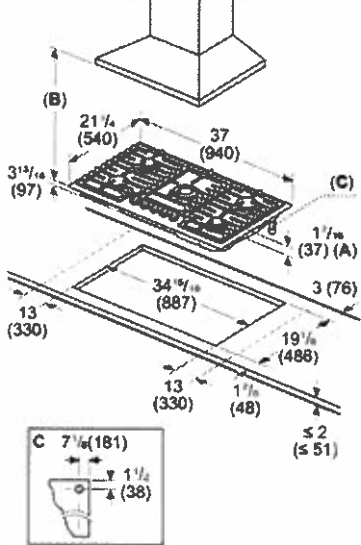
- Stainless steel cooking surface
- Heavy-duty stainless color metal knobs for a premium look and feel
- Low-profile design for an integrated transition to the counter surface
- Perfect results are within reach with up-front centralized controls
- Cooktop design coordinates with Bosch ovens and ventilation

Safety

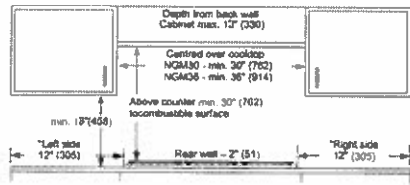
- Flame thermocouple sensing device will switch off the supply of gas if flame temporarily extinguishes
- Residual heat indicator on every burner reminds you not to touch the grates when they are still hot
- LP conversion kit included for conversion from natural gas to liquid propane

**800 Series, Gas Cooktop, 36", Stainless steel
NGM8658UC**

Measurements in inches (mm)



- A: Dimension from countertop to top of grates
B: When installed in combination with a hood, refer to hood manufacturer's requirements for installation
C: Gas connection



measurements in inches (mm)

30" Speed Combination Oven

800 Series – Stainless Steel HBL8753UC

Lot 232-1
Dec 1, 22



Flush Installation



HBL8753UC
Stainless Steel

Also available in:
Black HBL8743UC
Stainless Steel

Bosch speed combination ovens create an all-in-one cooking center with an upper speed oven and a Genuine European Convection oven below.

- Features & Benefits**

2-in-1 microwave and convection oven with 9 SpeedChef® programs to simplify cooking with fast results.

Lower oven's convection multi-rack mode gives uniform baking results even when using all 3 racks simultaneously.

Oven is equipped with a self-cleaning cycle that easily cleans itself via 2, 3, and 4 hour cycle options.

Download the Home Connect app to remotely monitor and control your Bosch wall oven with your smart phone or tablet.

General Properties	
Home Connect™ – lower cavity (WiFi enabled)	Yes
Cooking modes – upper cavity	Speed oven; 12 Auto Programs (including Auto Defrost, Melt Butter, Soften Ice Cream, Pizza), 9 Sensor Cook Programs, 9 SpeedChef® Programs, Hi & Lo Broil, European Convection, Keep Warm, Frozen Foods
Cooking modes – lower cavity	Bake, Variable Broil (hi & low), Roast, Warm, Sabbath, Proof Dough, Convection Bake, Convection Broil, Convection Roast, Pizza, Multi Rack Genuine European Convection, Convection Conversion, Temperature Probe, Fast Preheat
Cleaning type – lower	Self Clean
Telescopic rack	1
Illumination type	LED (Upper) / Incandescent (Lower)
Interior lights	1 Upper / 2 Lower
Oven Performance	
Microwave power – upper cavity	1000 W
Bake / broil element wattages – upper cavity	600 / 1,750 W
Convection element wattages – upper cavity	1,700 W
Bake / broil element wattages – lower cavity	2,400 / 3,800 W
Convection element wattages – lower cavity	2,000 W
Technical Details	
Watts (W)	9,600 W
Circuit breaker (A)	40 A
Volts (V); Frequency (Hz)	240 / 208 V; 60 Hz
Power cord length (in)	50"
Plug type	Fixed Connection, No Plug
Energy source	Electric

Dimensions & Weight	
Overall appliance dimensions (HxWxD)(in)	49" x 29 3/4" x 24 1/2"
Required cutout size – Standard (HxWxD) (in)	48 5/8" x 28 1/2" x 23 1/2"
Required cutout size – Flush (HxWxD) (in)	49 1/8" x 30" x 24 1/2"
Speed oven cavity size – upper	1.6 cu. ft.
Overall upper speed oven interior dimensions (HxWxD) (in.)	9 7/8" x 16 1/2" x 16 1/2"
Metal turntable diameter (in)	14 1/8" dia.
Ceramic tray diameter (in)	13 3/4" dia.
Rack – rectangular cookware max. – upper	15" x 12"
Oven cavity size – lower	4.6 cu. ft.
Overall lower oven interior dimensions (HxWxD) (in)	17 13/16" x 24 1/8" x 18"
Usable lower oven interior dimensions (HxWxD) (in)	12 1/4" x 23 1/4" x 15 1/4"
Net weight (lbs)	259 lbs

- Accessories – Included**

Upper Oven: Metal Turntable, Square rack, Ceramic Cooking Tray
Lower Oven: 1 Telescopic and 2 Standard Oven Racks, Meat Probe
- Accessories – Optional**



HEZTR301
30" Telescopic Rack



*Lower wall oven only

Accessories: To purchase Bosch accessories, cleaners & parts please visit www.bosch-home.com/us/store or call 1-800-944-2904 (Mon to Fri 5 am to 6 pm PST, Sat 6 am to 3 pm PST).

Notes: All height, width and depth dimensions are shown in inches. BSH reserves the absolute and unrestricted right to change product materials and specifications, at any time, without notice. Consult the product's installation instructions for final dimensional data and other details prior to making cutout.

Warranties: Please see Use & Care manual or Bosch website for statement of limited warranty.

For more information on our entire line of products, go to www.bosch-home.com/us or call 1-800-944-2904

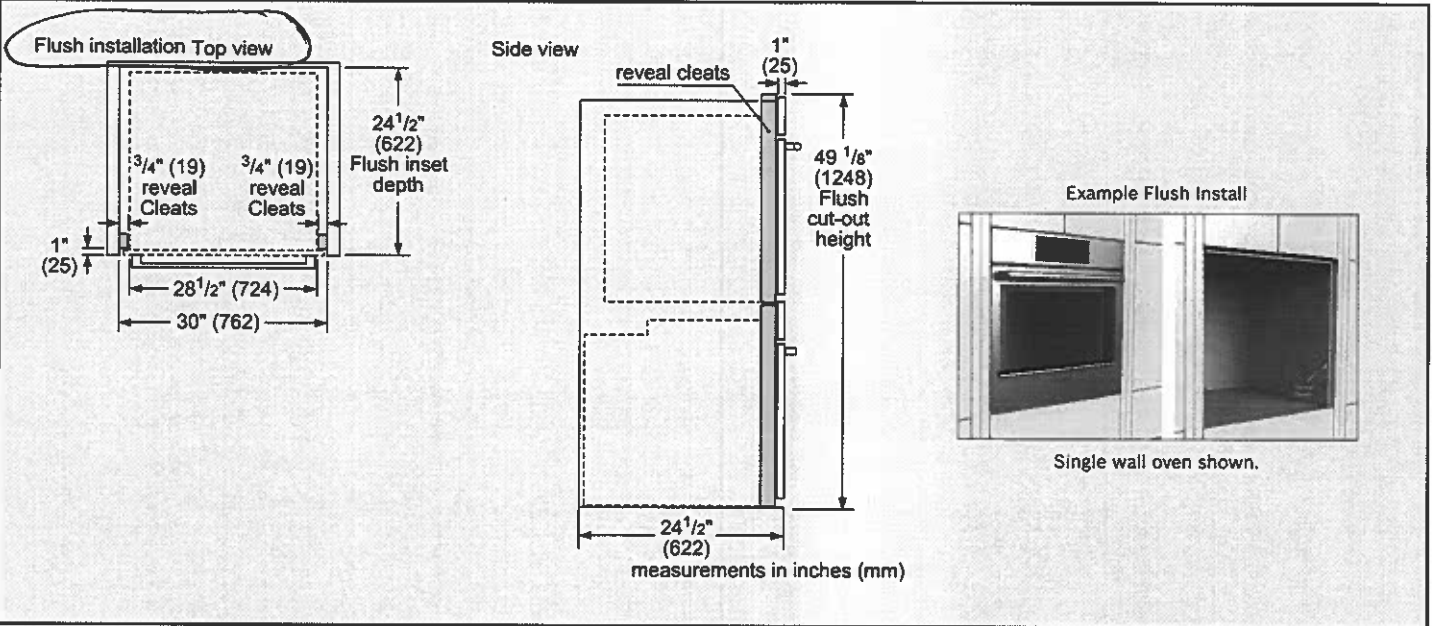
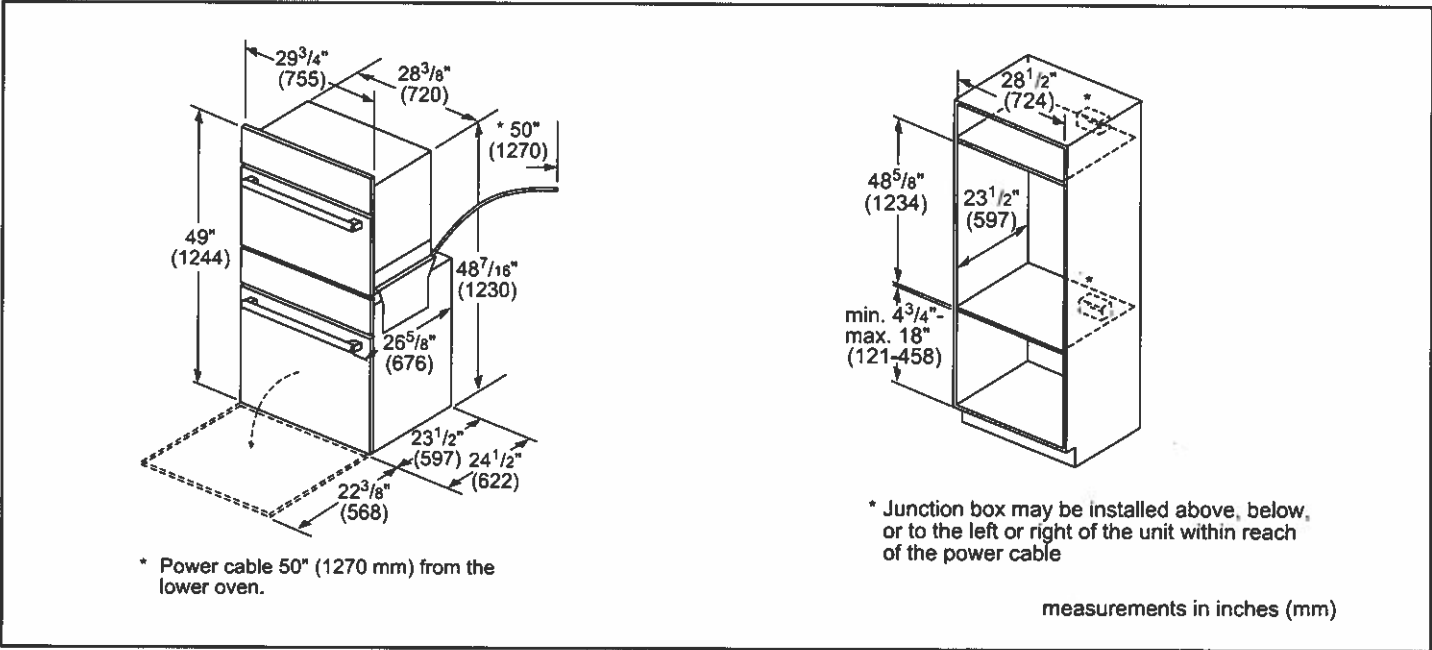
© BSH Home Appliances Corporation. All rights reserved. Bosch is a registered trademark of Robert Bosch GmbH.

30" Speed Combination Oven

800 Series – Stainless Steel HBL8753UC



Installation Details



Accessories: To purchase Bosch accessories, cleaners & parts please visit www.bosch-home.com/us/store or call 1-800-944-2904 (Mon to Fri 5 am to 6 pm PST, Sat 6 am to 3 pm PST).

Notes: All height, width and depth dimensions are shown in inches. BSH reserves the absolute and unrestricted right to change product materials and specifications, at any time, without notice. Consult the product's installation instructions for final dimensional data and other details prior to making cutout.

Warranties: Please see Use & Care manual or Bosch website for statement of limited warranty.

For more information on our entire line of products, go to www.bosch-home.com/us or call 1-800-944-2904

© BSH Home Appliances Corporation. All rights reserved. Bosch is a registered trademark of Robert Bosch GmbH.

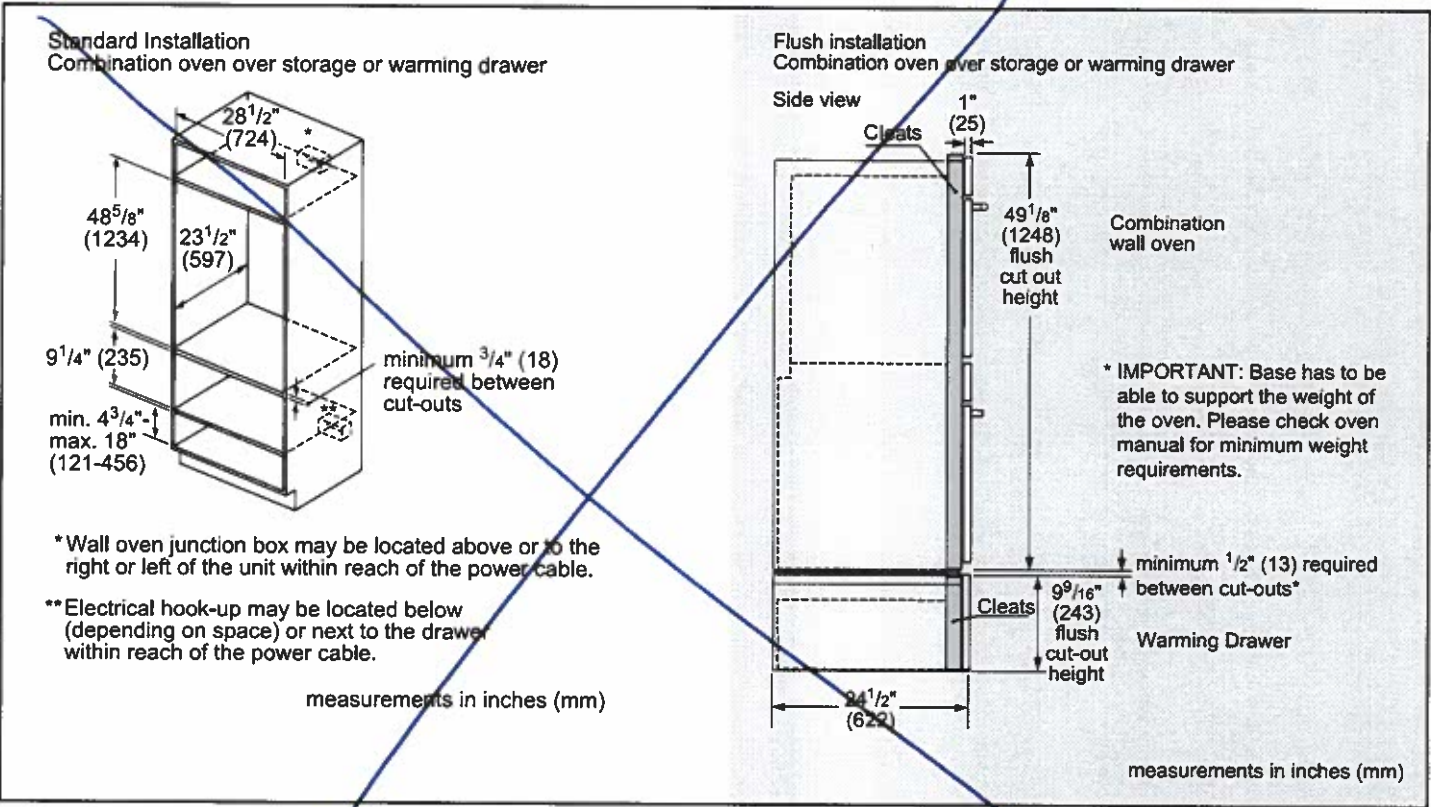
30" Speed Combination Oven

800 Series – Stainless Steel HBL8753UC



BOSCH
Invented for life

Installation Details



Accessories: To purchase Bosch accessories, cleaners & parts please visit www.bosch-home.com/us/store or call 1-800-944-2904 (Mon to Fri 5 am to 6 pm PST, Sat 6 am to 3 pm PST).

Notes: All height, width and depth dimensions are shown in inches. BSH reserves the absolute and unrestricted right to change product materials and specifications, at any time, without notice. Consult the product's installation instructions for final dimensional data and other details prior to making cutout.

Warranties: Please see Use & Care manual or Bosch website for statement of limited warranty.

For more information on our entire line of products, go to www.bosch-home.com/us or call 1-800-944-2904

© BSH Home Appliances Corporation. All rights reserved. Bosch is a registered trademark of Robert Bosch GmbH.

36" Counter-Depth 3-Door Refrigerator

800 Series – Stainless Steel B36CT81ENS

Lot 232-1 (S)



elec. 1, 22



B36CT81ENS
Stainless Steel

Introducing the revolutionary, new FarmFresh System™, with four freshness technologies designed to work together to keep your food fresher, longer. Enjoy less food waste, new innovative features and more thoughtful design.

Features & Benefits

VitaFreshPro™ provides pre-programmed freshness settings to optimize temperature and humidity to keep meat, fish, and produce fresher, longer.

Interior Water Dispenser is thoughtfully placed inside for refreshing water at the touch of a button or a push of a nozzle.

FlexBar™ utilizes typically unused space in the upper refrigerator cavity.

General Properties	
Full 72" height and true counter depth for built-in appearance	Yes
Easy Clean Stainless Steel	Yes
Lighting	Recessed LED light bars
Number of compressors/evaporators	2 / 2
Defrost process refrigerator section	Frost-free
Number of shelves – refrigerator	5
Adjustable shelves – refrigerator	4 half-width
Shelf material – refrigerator	Tempered glass
Type of shelves – refrigerator	Frameless split shelves with metal trim
Flexible storage bar	FlexBar™
Gallon storage bins	2
Humidity control compartments	2
Full width temp. & humidity controlled drawer	VitaFreshPro™
Ice maker	Yes
Water filter	UltraClarityPro™
Internal water dispenser	Yes
Touch control panel	Yes
AirFresh® filter	Yes
FreshProtect™ ethylene filter	Yes
MultiAirFlow™	Yes
Stainless steel back wall	Yes
Defrost process freezer section	Automatic
Number of drawers – freezer	3
Home Connect™ (Wi-Fi enabled)	Yes

Capacity	
Total capacity (cu. ft.)	20.8
Refrigerator capacity (cu. ft.)	14.8
Freezer capacity (cu. ft.)	6
Technical Details	
Current	15 A
Volts	115 V
Frequency	60 Hz
Power cord length	91
Plug type	120V-3 prong
Dimensions & Weight	
Appliance dimensions with hinges, handles and doors (HxWxD)	72** x 35 5/8" x 28 3/4"
Appliance dimensions without hinges and doors (HxWxD)	71 1/2" x 35 5/8" x 24***
Required cutout size (HxWxD)	72" x 36" x 25"
Net weight	350 lbs
Efficiency	
Energy consumption	570 (kWh/yr)
ENERGY STAR® qualified	Yes
Accessories	
UltraClarityPro™ Water Filter: BORPLFTR55	
Ethylene Filter Kit: FPETHKT50	
Ethylene Filter Refill Kit: FPETHRF50	
90 Degree Door Stopper: 10012733	



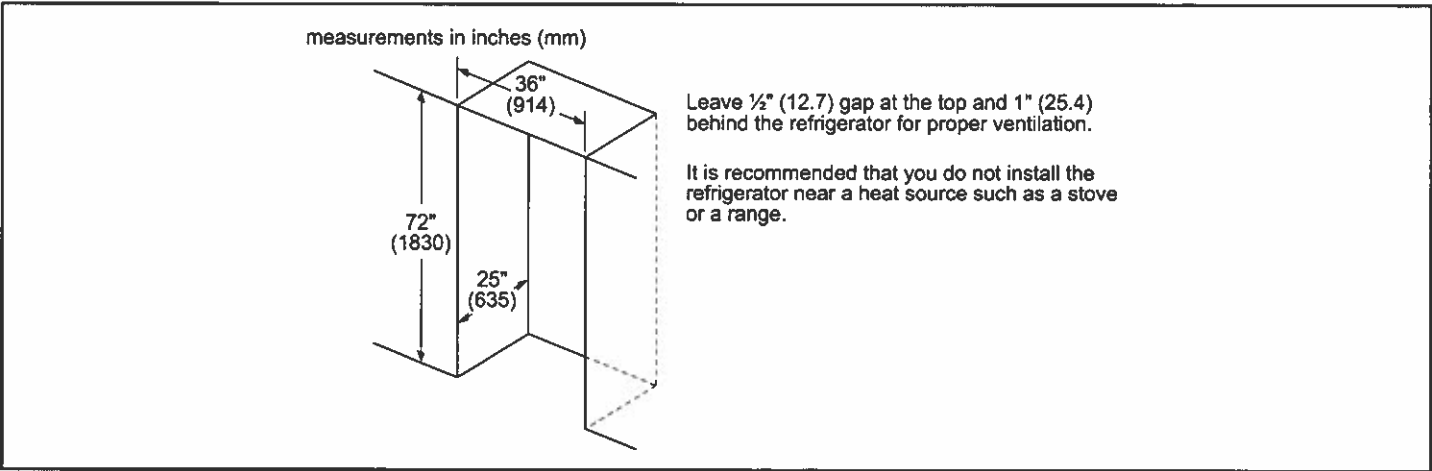
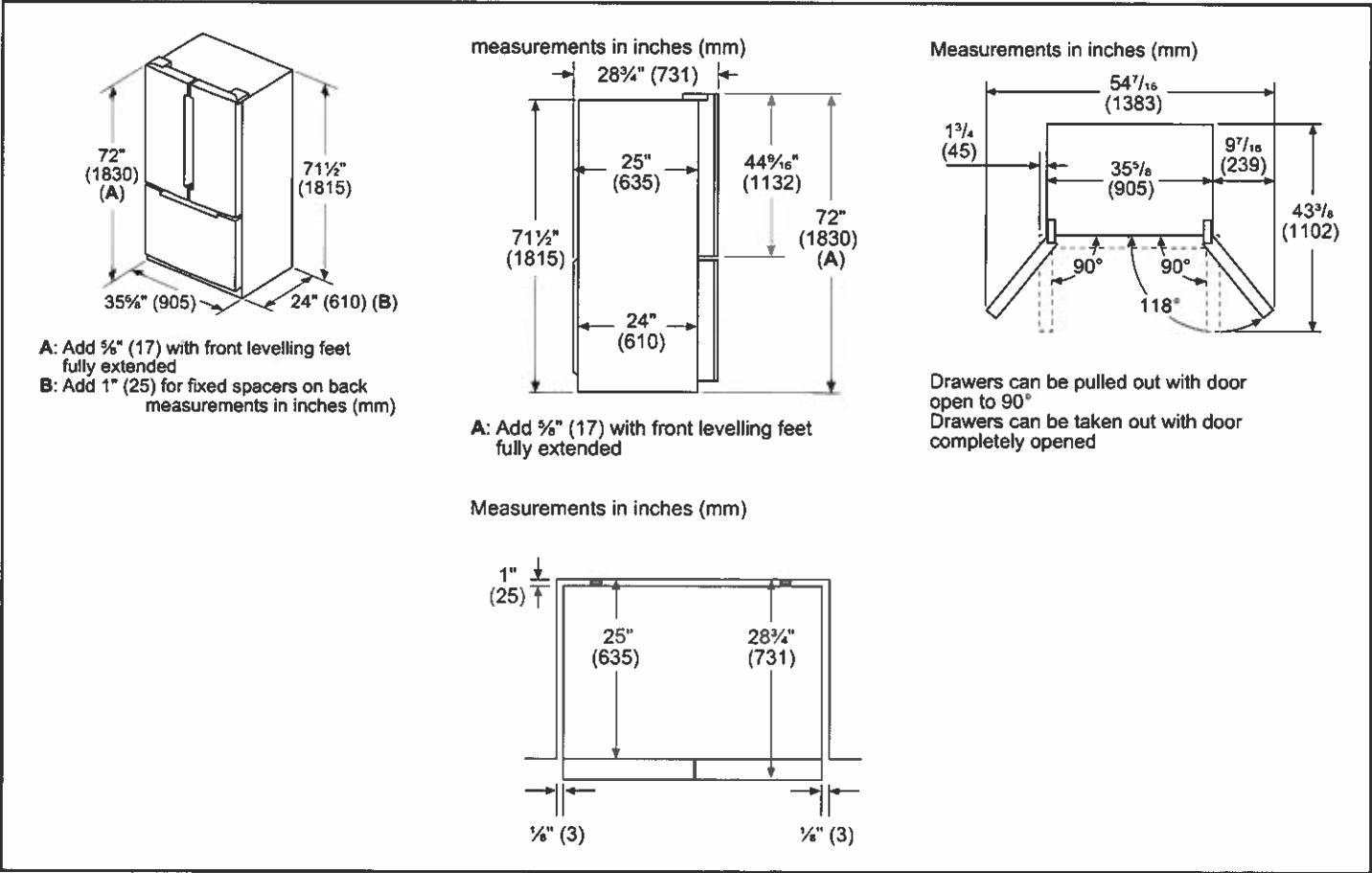
*When leveling legs are fully extended, add 5/8" to overall height, total 72 5/8".
**The cutout depth of 25" includes the required 1" airflow. The electrical covers on the back of unit do not require additional depth.

36" Counter-Depth 3-Door Refrigerator

800 Series – Stainless Steel B36CT81ENS



Installation Details



Accessories: To purchase Bosch accessories, cleaners & parts please visit www.bosch-home.com/us/store or call 1-800-944-2904 (Mon to Fri 5 am to 6 pm PST, Sat 6 am to 3 pm PST).

Notes: All height, width and depth dimensions are shown in inches. BSH reserves the absolute and unrestricted right to change product materials and specifications, at any time, without notice. Consult the product's installation instructions for final dimensional data and other details prior to making cutout.

Warranties: Please see Use & Care manual or Bosch website for statement of limited warranty.

For more information on our entire line of products, go to www.bosch-home.com/us or call 1-800-944-2904

© BSH Home Appliances Corporation. All rights reserved. Bosch is a registered trademark of Robert Bosch GmbH

36" Box Canopy Chimney Hood

500 Series – Stainless Steel HCB56651UC

Lot 232-1 (55)
Dec. 1, 22



BOSCH
Invented for life



HCB56651UC
Stainless Steel

Wall mounted chimney hoods add style and sophistication to the kitchen and gives you greater freedom in your kitchen planning.

Features & Benefits

Touch controls with LCD display.

600 CFM centrifugal integrated blower included.

Four speed touch controls with LCD display.

Dishwasher safe filters with stainless steel covers.

Converts to recirculation mode with accessory kit (separate purchase required).

General Properties

Operating mode	Convertible: ducted / recirculating
Maximum CFM	600 CFM
Sones	9.9 HS / 4.56 WS
Number of speed settings	4-stage
Motor location	Integrated motor in hood chimney
Number of lights	2
Bulb type	Halogen
Total power of the lamps (W)	80 W
Damper included	Yes
Grease filter material	Washable stainless steel
Grease filter type	Multilayer cassette

Technical Details

Volts (V)	120 V
Frequency (Hz)	60 Hz
Plug type	No plug




Dimensions & Weight

Overall appliance dimensions (width of canopy included) (HxWxD) (in.)	27 1/16" x 42 1/8" / 27 1/16" x 45 13/16" / 36" x 19 11/16"
Height of the chimney (in.)	25 1/2" x 40 9/16" / 25 1/2" x 44 1/4"
Required distance above cooktop/range cooking surface	24" Electric / 30" Gas
Diameter of air duct (in.) top	8"
Net weight (lbs)	54 lbs


Accessories—Optional



HCBEXT5UC
Chimney extension for 9-11.5 ft. ceilings



HCIFILTUC
Filter kit



HCREC5UC
Recirculation kit

Accessories: To purchase Bosch accessories, cleaners & parts please visit www.bosch-home.com/us/store or call 1-800-944-2904 (Mon to Fri 5 am to 6 pm PST, Sat 6 am to 3 pm PST).

Notes: All height, width and depth dimensions are shown in inches. BSH reserves the absolute and unrestricted right to change product materials and specifications, at any time, without notice. Consult the product's installation instructions for final dimensional data and other details prior to making cutout.

Warranties: Please see Use & Care manual or Bosch website for statement of limited warranty.

For more information on our entire line of products, go to www.bosch-home.com/us or call 1-800-944-2904

© BSH Home Appliances Corporation. All rights reserved. Bosch is a registered trademark of Robert Bosch GmbH.

500 Series – Stainless Steel HCB56651UC



BOSCH
Invented for life

Top Left: Side View Dimensions

- Top flange diameter: $\varnothing 7\frac{7}{8}"$ ($\varnothing 200$)
- Top flange thickness: $4\frac{5}{8}"$ (118)
- Recirculating installation height: $27\frac{1}{16}" - 45\frac{13}{16}"$ (687-1164)
- Ducted installation height: $27\frac{1}{16}" - 42\frac{1}{8}"$ (687-1071)
- Upper flue duct height: $10\frac{1}{16}"$ (272)
- Lower flue duct height: $13\frac{3}{16}"$ (335)
- Boiler body height: $17\frac{5}{16}"$ (440)
- Boiler body width: $19\frac{1}{16}"$ (40)
- Base width: $36"$ (914)
- Base depth: $19\frac{1}{16}"$ (500)

Top Right: Top View

Bottom Left: Side View with Labels

- A: Upper flue duct
- B: Lower flue duct
- C: Screws
- D: Angle bracket

Bottom Right: Front View Dimensions

- Top flange width: $10\frac{1}{16}"$ (269 mm)
- Top flange depth: $7\frac{7}{8}"$ (200 mm)
- Upper flue duct width: $13"$ (332 mm)
- Base width: $36"$ (914 mm)
- Base depth: $19\frac{1}{16}"$ (500 mm)
- Boiler body depth: $1\frac{1}{16}"$ (40 mm)

Legend:

- * Recirculating installation
- ** Ducted installation

Measurements in inches (mm)

Accessories: To purchase Bosch accessories, cleaners & parts please visit www.bosch-home.com/us/store or call 1-800-944-2904 (Mon to Fri 5 am to 6 pm PST, Sat 6 am to 3 pm PST).

Notes: All height, width and depth dimensions are shown in inches. BSH reserves the absolute and unrestricted right to change product materials and specifications, at any time, without notice. Consult the product's installation instructions for final dimensional data and other details prior to making cutout.

Warranties: Please see Use & Care manual or Bosch website for statement of limited warranty.

For more information on our entire line of products, go to www.bosch-home.com/us or call 1-800-944-2904

© BSH Home Appliances Corporation. All rights reserved. Bosch is a registered trademark of Robert Bosch GmbH.

24" Bar Handle Dishwasher

800 Series – Stainless Steel SHXM78Z55N

Lot 232-1 (S)
Dec 1, 22



SHXM78Z55N
Stainless Steel

Also available in:
White SHXM78Z52N
Black SHXM78Z56N

Patented CrystalDry™ technology transforms moisture into heat to get dishes, including plastics, 60% drier.*

Features & Benefits

42 dBA: dishwasher runs quietly so your kitchen conversations aren't interrupted.

The Flexible 3rd Rack with fold down sides adds 30% more** loading area, perfect for utensils and ramekins.

The AquaStop® leak protection system contains leaks through a precisely engineered system. If a leak occurs, the system contains it by shutting down operation and pumping out water. So you have the ultimate peace of mind whether you are away or at home.

General Properties	
Number of wash cycles	6
Number of options	5
dBA	42
Third rack	Flexible 3rd Rack
Rack adjustability	Rackmatic®
Tub material	Stainless Steel
Control type	Touch Control
Concealed water heating element	Yes
Leak protection system	24/7 AquaStop®
Water softener	No
Five-level wash	Yes
ChildLock	No
Special features	InfoLight®, CrystalDry™ Option


Efficiency	
Water usage per cycle	3.5
Energy efficiency class	Tier 1
ENERGY STAR® qualified	Yes
Total annual energy consumption (kWh)	269
Total annual water consumption (g)	623.5

Capacity	
Number of place settings	16

Technical Details	
Watts (W)	1440 W
Current (A)	12 Amps
Volts (V)	120 V
Frequency (Hz)	60 Hz
Power cord length	67"
- Install length from corner of unit	45"
Minimum water pressure (lb/sin)	14
Length outlet hose (in)	79"

Dimensions & Weight	
Overall appliance dimensions (HxWxD) (in)	33 7/8" x 23 9/16" x 23 3/4"
Required cutout size (HxWxD) (in)	33 7/8" x 23 5/8" x 24"
Adjustable feet	Yes
Net weight (lbs)	102 lbs

Accessories—Optional	
Junction Box	SMZPCJB1UC
Bosch Dishwasher Water Supply Hose	SMZSH002UC
Drain Hose Extension Kit	SGZ1010UC
Dishwasher Accessory Kit	SMZ5000
Anti-Tarnish Silverware Cassette	SMZ5002UC
Edge Protector	SMZEP001UC



*Based on aggregate average drying performance of Bosch Dishwashers with CrystalDry on combined household load including plastics, glass, steel, and porcelain as compared to Bosch Dishwashers with PureDry. Drying performance may vary by dish type.

**Compared to a Bosch dishwasher with 2 racks.

Accessories: To purchase Bosch accessories, cleaners & parts please visit www.bosch-home.com/us/store or call 1-800-944-2904 (Mon to Fri 5 am to 6 pm PST, Sat 6 am to 3 pm PST).

Notes: All height, width and depth dimensions are shown in inches. BSH reserves the absolute and unrestricted right to change product materials and specifications, at any time, without notice. Consult the product's installation instructions for final dimensional data and other details prior to making cutout.

Warranties: Please see Use & Care manual or Bosch website for statement of limited warranty.

For more information on our entire line of products, go to www.bosch-home.com/us or call 1-800-944-2904

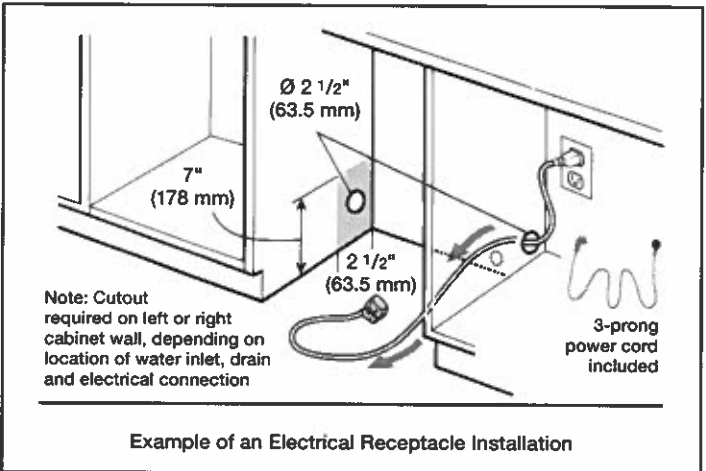
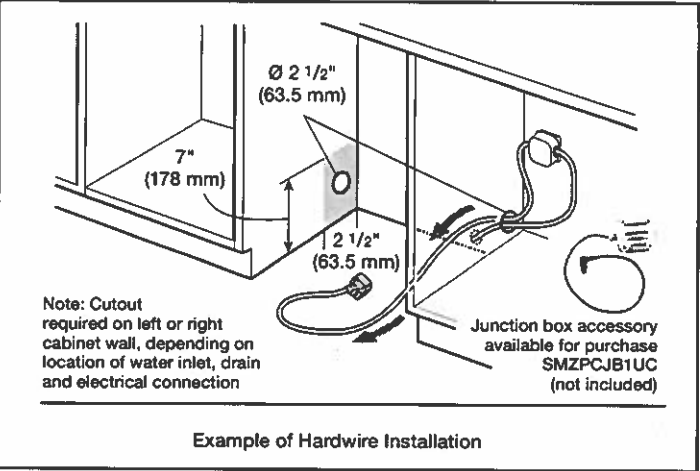
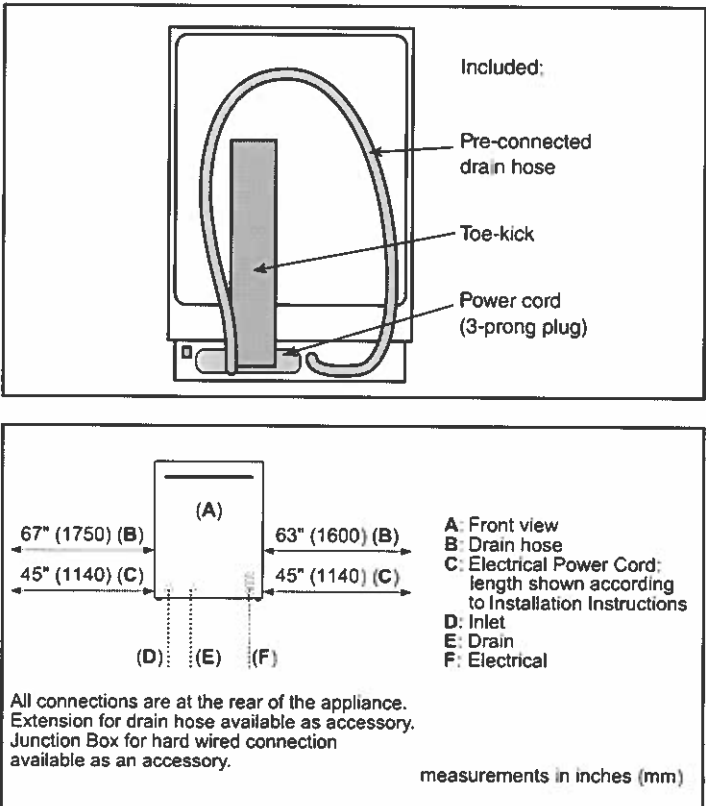
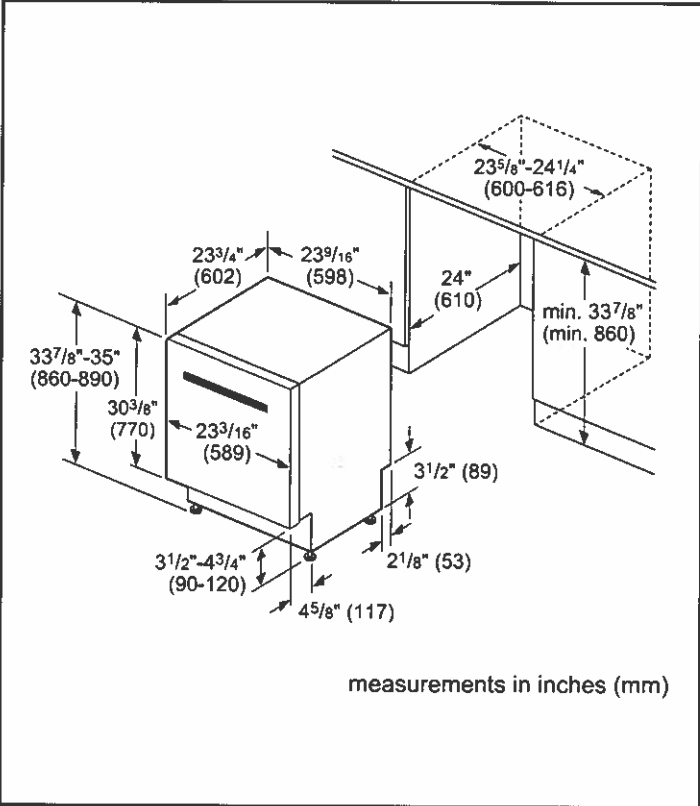
© BSH Home Appliances Corporation. All rights reserved. Bosch is a registered trademark of Robert Bosch GmbH.

24" Bar Handle Dishwasher

800 Series – Stainless Steel SHXM78Z55N



Installation Details



Accessories: To purchase Bosch accessories, cleaners & parts please visit www.bosch-home.com/us/store or call 1-800-944-2904 (Mon to Fri 5 am to 6 pm PST, Sat 6 am to 3 pm PST).

Notes: All height, width and depth dimensions are shown in inches. BSH reserves the absolute and unrestricted right to change product materials and specifications, at any time, without notice. Consult the product's installation instructions for final dimensional data and other details prior to making cutout.

Warranties: Please see Use & Care manual or Bosch website for statement of limited warranty.

For more information on our entire line of products, go to www.bosch-home.com/us or call 1-800-944-2904

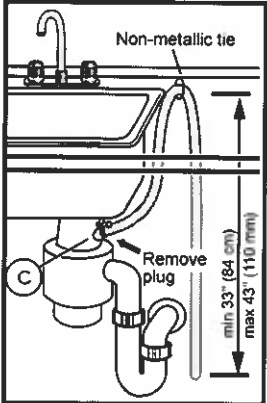
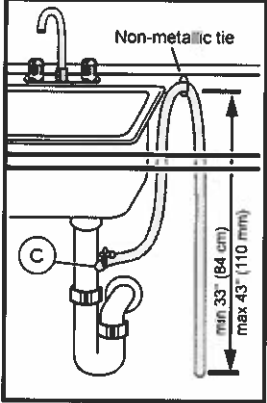
© BSH Home Appliances Corporation. All rights reserved. Bosch is a registered trademark of Robert Bosch GmbH.

24" Bar Handle Dishwasher

800 Series – Stainless Steel SHXM78Z55N



Installation Details



Note: Plumbing installations will vary - refer to local codes. Drain hose included is 79" (201 cm) and can be extended to a maximum of 155 3/4" (396 cm).

Always use the approved drain hose extension kit (SGZ1010UC).

Ensure a portion of the drain hose is raised between min. 33" (84 cm) and max. 43" (110 cm) above the cabinet floor.

Accessories: To purchase Bosch accessories, cleaners & parts please visit www.bosch-home.com/us/store or call 1-800-944-2904 (Mon to Fri 5 am to 6 pm PST, Sat 6 am to 3 pm PST).

Notes: All height, width and depth dimensions are shown in inches. BSH reserves the absolute and unrestricted right to change product materials and specifications, at any time, without notice. Consult the product's installation instructions for final dimensional data and other details prior to making cutout.

Warranties: Please see Use & Care manual or Bosch website for statement of limited warranty.

For more information on our entire line of products, go to www.bosch-home.com/us or call 1-800-944-2904

© BSH Home Appliances Corporation. All rights reserved. Bosch is a registered trademark of Robert Bosch GmbH.