


201 85 (25)

Jan 30, 23



Cooktops

36" Electric Cooktop 800 Series - Black Frameless NET8668UC



Sleek in Design, and Features SpeedBoost® Which Adds Even More Power to the Cooking Process

- Bridge Element Accommodates Oblong Pans and Many Diameters of Cookware
- Each Zone's Timer Automatically Shuts Off When Cooking is Done
- SpeedBoost® Offers Shorter Heat-Up Times For Liquids
- PreciseSelect™ Offers 17 Different Direct Cooking Level Settings
- **Also Available with Stainless Steel Frame: NET8668SUC**

Technical Data

Sealed Burners :	No
Burners with booster :	Rear middle
Dimension of 1st heating element (in) :	7"
Power of 1st heating element (W) :	4 ; 1.8
Dimension of 2nd heating element (in) :	7"
Power of 2nd heating element (W) :	1.8
Dimension of 3rd heating element (in) :	6", 9"
Power of 3rd heating element (W) :	1.4 ; 3.6
Dimension of 4th heating element (in) :	6"
Power of 4th heating element (W) :	1.2
UPC code :	825225920175
Variant color :	Black
Energy source :	Electric
Watts (W) :	10200
Current (A) :	50/40
Volts (V) :	240/208
Frequency (Hz) :	60
Approval certificates :	CSA
Power cord length (cm) :	96
Plug type :	no plug
Required cutout size (HxWxD) (in) :	4" x 34 7/8" x 20"
Required cutout size (HxWxD) (mm) :	102 x 883-883 x 505-505
Minimum distance from counter front (in) :	2 1/4"
Minimum distance from rear wall (in) :	2"
Overall appliance dimensions (HxWxD) (in) :	1 1/4"+4" x 37" x 21 1/4"
Overall appliance dimensions (HxWxD) (mm) :	102 x 940 x 540
Product packaging dimensions (HxWxD) (in) :	7 7/8" x 43 5/16" x 24"
Net weight (lbs) :	31
Net weight (kg) :	14.0
Gross weight (lbs) :	41
Gross weight (kg) :	18.0
Total number of cooktop burners :	5

Optional accessories

- HEZ390210 : System pan Ø 15cm
- HEZ390220 : System pan Ø 19cm
- HEZ390230 : System pan diameter 21cm



Cooktops

36" Electric Cooktop 800 Series - Black Frameless NET8668UC

Sleek in Design, and Features SpeedBoost® Which Adds Even More Power to the Cooking Process

Design

- Black-glass Seamless Design
- Cooktop Design Coordinates with Bosch Ovens and Ventilation

Performance

- Dual Element Offers the Capability to use Multiple Pan Sizes
- Bridge Element Accommodates Oblong Pans and Multiple Diameter Sized Cookware
- SpeedBoost® - Delivers More Power to Speed Up the Cooking Process

Convenience

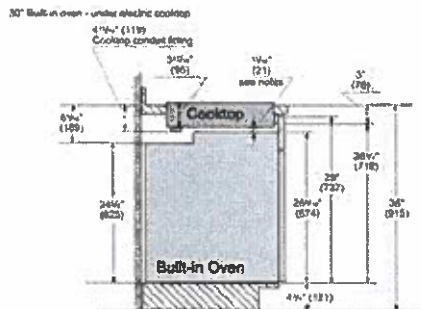
- PreciseSelect® - Direct Cooking Level Selection - 17 Settings for Precise Control
- Countdown Timer - Built-In Timers for Each Element. Doubles as General-Purpose Kitchen Timer.
- Clean Lock - Prevents Unwanted Changing of Settings while Cleaning Spill-Overs.

Safety

- 2-Level Heat Indicator - Warns if Cooktop is Warm or Hot
- ChildLock - Prevents the Cooktop from Being Accidentally Switched on. Locks Temperature Settings if in Use.

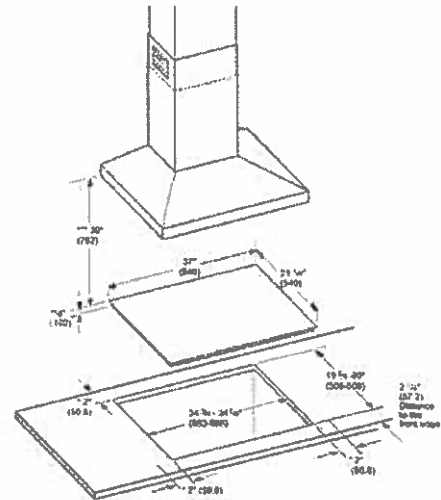
Cooktops

36" Electric Cooktop 800 Series - Black Frameless NET8668UC



Notes:
 Dimensions based on standard countertop height (28" with 4" toe kick including base plate).
 The built-in oven can be installed below the electric cooktop as long as there is no contact between the bottom of the cooktop and the top of the oven.

measurements in inches (mm)



* Minimum distance from the cooktop control to the wall
 ** Maximum island depth
 *** Minimum distance between the cooktop surface and lower edge of the countertop

Dimensions in inches (mm)

Not 85 (Jg)

SAMSUNG

Jan 30, 23

RF29A9771SR

28.6 cu. ft. Smart 4-Door Flex™ Refrigerator featuring Family Hub™ with Beverage Center and Dual Ice Maker



6 Simple Truths

What's for dinner?

Food recognition lets you know what's inside your fridge, quickly plan weekly meals, search for recipes, shop for missing ingredients and preheat your oven, all from the Family Hub™.

I love entertaining friends and family.

Stream your favorite music apps on the Family Hub™ through a premium speaker.

I don't want to miss my favorite show.

Mirror shows, movies, or live sports from your Samsung TV or smartphone on the Family Hub™.

I love getting more done.

Get a notification on the Family Hub™ when the laundry is done.

I want to manage my life with ease.

See who's at the front door, monitor multiple rooms and adjust the thermostat, all from the Family Hub™.

It's the little moments that matter.

Upload pictures or videos remotely, leave handwritten notes and set calendar reminders, all on your Family Hub™.


Available Colors



Fingerprint Resistant
Stainless Steel (shown)



Fingerprint Resistant
Black Stainless Steel



Beverage Center



Dual Ice Maker with Ice Bites

Design

- Beverage Center
- Modern Design

Technology

- Family Hub™
- Dual Ice Maker with Ice Bites and Cubed Ice
- UV Deodorizing Filter

Performance

- FlexZone™
- Extra-Large Flexible Storage
- Flex Crisper
- Triple Cooling

Rating



ENERGY STAR® rated:
698 kWh/yr



ADA Compliant

28.6 cu. ft. Smart 4-Door Flex™ Refrigerator featuring Family Hub™ with Beverage Center and Dual Ice Maker

Installation Specifications

1. Measure the height, width and depth of the opening, making sure to include baseboards, molding tile, countertop overhang, etc. Check to be sure there is enough room to open the door (consider walls, islands or other obstacles when measuring).

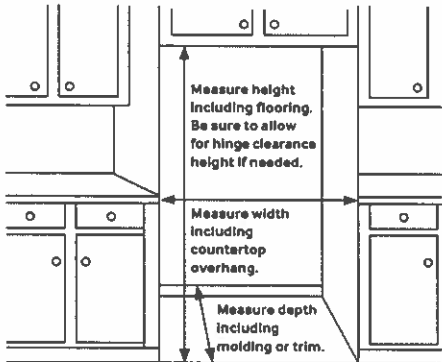
2. Refer to illustration below to determine dimensions.

3. Allow 2.5" of clearance on hinge side of refrigerator when installing next to a wall where handle may make contact.

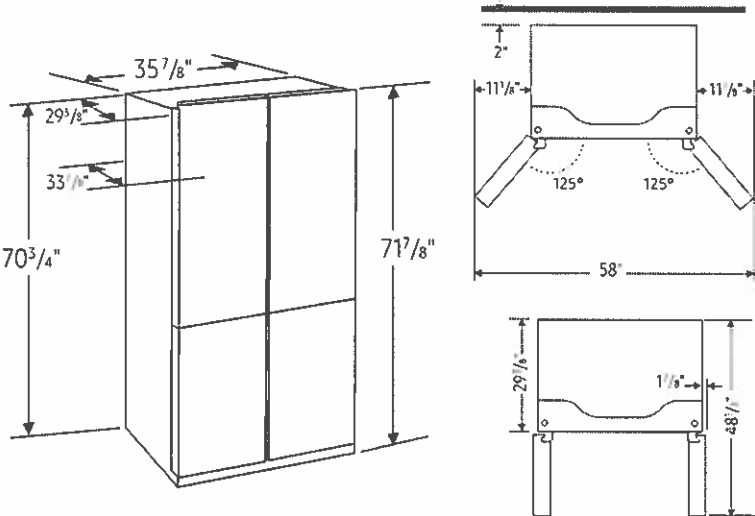
4. Allow 1" minimum clearance at rear for proper air circulation and water/electrical connections. Allow a 3/8" minimum clearance at sides and top for ease of installation.

5. Ensure each door and entryway in the home is wide enough for the refrigerator to be moved through easily.
- For optimal usage and ability to open refrigerator doors completely, do not install next to a wall.

Please note: The following dimension and cutout information is for planning purposes only. For complete installation details, consult manual packed with product or download manual online at [samsung.com](#).



Dimensions



Total Capacity: 28.6 cu. ft.

- Refrigerator: 17.0 cu. ft.
- 4 Tempered Glass Spill-Proof Shelves

• 2 Clear Drawers: Flex Crisper and Crisper+

• 6 Door Bins

Right: 1 Gallon Bin, 2 Regular Bins

Left: 1 Gallon Bin, 2 Regular Bins

• LED Lighting
- Freezer: 11.6 cu. ft.
- Dual Ice Maker in Freezer (Ice Bites or Cubed Ice)

2 Ice Buckets with Cover and 1 Scoop

• 3 Slide-Out Shelves

• 6 Door Bins

• LED Lighting

Accessories
Water Filter: HAF-QIN

Warranty
One (1) Year Parts and Labor on Refrigerator
Five (5) Years Parts and Labor on Sealed Refrigeration System Only*
Ten (10) Years Parts and Five (5) Years Labor on Digital Inverter Compressor
*Compressor, evaporator, condenser, drier and connecting tubing.

Product Dimensions & Weight
Dimensions (WxHxD with hinges and doors):
35⁷/₈" x 71⁷/₈" x 33⁷/₈"
Dimensions (WxHxD without hinges and doors):
35⁷/₈" x 70³/₄" x 29³/₈"
Weight: 350.5 lbs


Shipping Dimensions & Weight (WxHxD)
Dimensions: 38¹/₄" x 77⁵/₈" x 36¹/₄"
Weight: 372.6 lbs

Color	Model #	UPC Code
Fingerprint Resistant Stainless Steel	RF29A9771SR	87276525792
Fingerprint Resistant Black Stainless Steel	RF29A9771SG	87276524825

DW80R9950

Samsung Linear Wash 39 dBA Dishwasher

Lot 85  **SAMSUNG**
Jan 30, 23



Signature Features

Linear Wash System

- AquaBlast™ jets provide corner to corner coverage for superior cleaning.

Whisper Quiet Cleaning

- Less noise and less disturbance with virtually silent wash cycles at 39 dBA.

AutoRelease™ Door

- At the end of a cycle, the door automatically opens to circulate air and improve drying performance.

Available Colors




Fingerprint Resistant
Stainless Steel (shown)




Fingerprint Resistant
Black Stainless Steel



Fingerprint Resistant
Tuscan Stainless Steel



Linear Wash System



AutoRelease™ Door

Features

- Flexible 3rd Rack
- Fingerprint Resistant Stainless Finish
- Zone Booster™
- Touch Control
- Quiet Operation: 39 dBA
- Wi-Fi Connectivity
- 7 Wash Cycles
- 8 Options
- Half-Load Cycle
- Express Cycle: 60 Minutes
- One-Touch Adjustable Racking System
- Full Stainless Steel Interior
- 15 Place Settings
- 3 Spray Wash Arms
(Upper, Middle, Lower)

Convenience

- LED Time Display
- Control Lock
- Delay Start
- Digital Leak Sensor

Rating

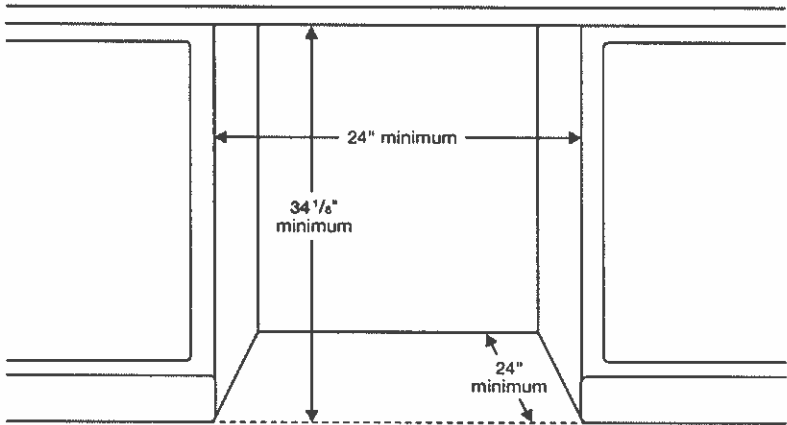
ENERGY STAR®-rated:
239 kWh/yr

DW80R9950

SAMSUNG

Samsung Linear Wash 39 dBA Dishwasher

Installation Specifications



Features

- 7 Wash Cycles: Auto, Normal, Heavy, Delicate, Express 60, Rinse Only, Self Clean
- 8 Options: Half-Load Wash (Lower Rack), Zone Booster™ (Left), Speed Booster, Hi-Temp Wash, Sanitize (Anti-bacterial – NSF), Delay Start, Control Lock, Smart Control (Wi-Fi App)
- AutoRelease™ Door
- Hidden Heat Element
- Stainless Steel Interior Tub

Convenience

- Control Lock
- Digital Water Leakage Sensor
- Flexible Third Rack
- One-Touch Adjustable Racking System
- Silverware Basket
- Upper Rack: Foldable Cup Shelves, 2 Adjustable Tines
- Lower Rack: Fold-Down Tines

Warranty

One (1) Year All Parts and Labor
Five (5) Year Limited on Printed Circuit Board and Interior Nylon Racks

Product Dimensions & Weight (WxHxD)

Dimensions (height is adjustable):
23⁷/₈" x 33⁷/₈" – 35" x 25"

Weight: 95 lbs

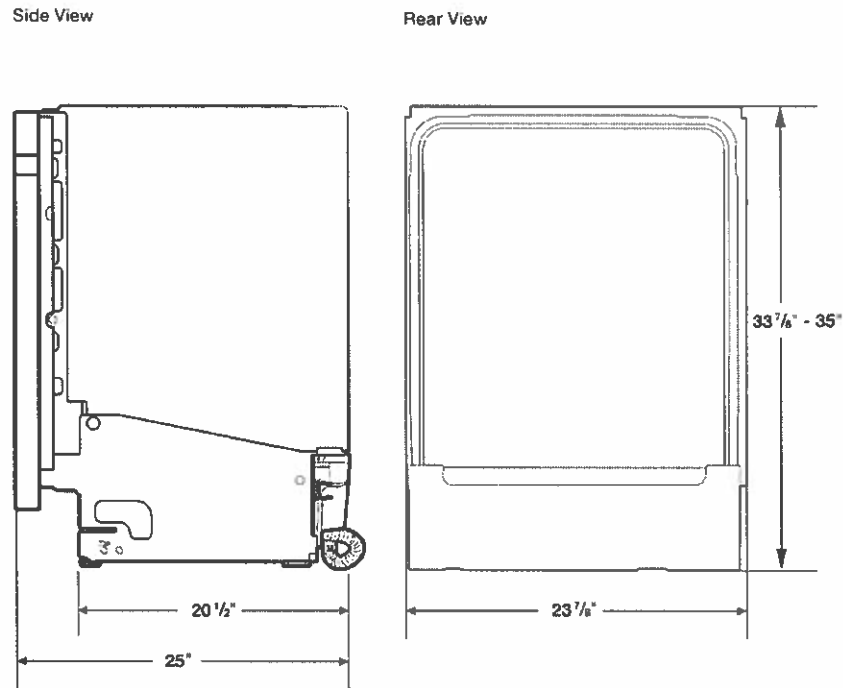
Shipping Dimensions & Weight (WxHxD)

Dimensions:
26" x 34³/₄" x 29³/₄"

Weight: 101 lbs

Color	Model #	UPC Code
Fingerprint Resistant Stainless Steel	DW80R9950US	887276296647
Fingerprint Resistant Black Stainless Steel	DW80R9950UG	887276296623
Fingerprint Resistant Tuscan Stainless Steel	DW80R9950UT	887276320137

Dimensions



Actual color may vary. Design, specifications, and color availability are subject to change without notice. Non-metric weights and measurements are approximate.
©2019 Samsung Electronics America, Inc., 85 Challenge Road, Ridgefield Park, NJ 07660. Tel: 800-SAMSUNG. samsung.com. Samsung is a registered trademark of Samsung Electronics Co., Ltd.


Hot 85 (29)
Jan 30, 23



BOSCH
Invented for life

30" Speed Combination Oven

800 Series – Stainless Steel HBL8753UC



HBL8753UC
Stainless Steel

Also available in:

Black HBL8743UC
Stainless Steel

Bosch speed combination ovens create an all-in-one cooking center with an upper speed oven and a Genuine European Convection oven below.

Features & Benefits

2-in-1 microwave and convection oven with 9 SpeedChef® programs to simplify cooking with fast results.

Lower oven's convection multi-rack mode gives uniform baking results even when using all 3 racks simultaneously.

Oven is equipped with a self-cleaning cycle that easily cleans itself via 2, 3, and 4 hour cycle options.

Download the Home Connect app to remotely monitor and control your Bosch wall oven with your smart phone or tablet.

General Properties

Home Connect™ – lower cavity (WiFi enabled)	Yes
Cooking modes – upper cavity	Speed oven; 12 Auto Programs (including Auto Defrost, Melt Butter, Soften Ice Cream, Pizza), 9 Sensor Cook Programs, 9 SpeedChef® Programs, Hi & Lo Broil, European Convection, Keep Warm, Frozen Foods
Cooking modes – lower cavity	Bake, Variable Broil (hi & low), Roast, Warm, Sabbath, Proof Dough, Convection Bake, Convection Broil, Convection Roast, Pizza, Multi Rack Genuine European Convection, Convection Conversion, Temperature Probe, Fast Preheat
Cleaning type – lower	Self Clean
Telescopic rack	1
Illumination type	LED (Upper) / Incandescent (Lower)
Interior lights	1 Upper / 2 Lower

Oven Performance

Microwave power – upper cavity	1000 W
Bake / broil element wattages – upper cavity	600 / 1,750 W
Convection element wattages – upper cavity	1,700 W
Bake / broil element wattages – lower cavity	2,400 / 3,800 W
Convection element wattages – lower cavity	2,000 W

Technical Details

Watts (W)	9,600 W
Circuit breaker (A)	40 A
Volts (V); Frequency (Hz)	240 / 208 V; 60 Hz
Power cord length (in)	50"
Plug type	Fixed Connection, No Plug
Energy source	Electric

Dimensions & Weight

Overall appliance dimensions (HxWxD)(in)	49" x 29 3/4" x 24 1/2"
Required cutout size – Standard (HxWxD) (in)	48 5/8" x 28 1/2" x 23 1/2"
Required cutout size – Flush (HxWxD) (in)	49 1/8" x 30" x 24 1/2"
Speed oven cavity size – upper	1.6 cu. ft.
Overall upper speed oven interior dimensions (HxWxD) (in.)	9 7/8" x 16 1/2" x 16 1/2"
Metal turntable diameter (in)	14 1/8" dia.
Ceramic tray diameter (in)	13 3/4" dia.
Rack – rectangular cookware max. – upper	15" x 12"
Oven cavity size – lower	4.6 cu. ft.
Overall lower oven interior dimensions (HxWxD) (in)	17 13/16" x 24 1/8" x 18"
Usable lower oven interior dimensions (HxWxD) (in)	12 1/4" x 23 1/4" x 15 1/4"
Net weight (lbs)	259 lbs

Accessories – Included

Upper Oven: Metal Turntable, Square rack, Ceramic Cooking Tray
Lower Oven: 1 Telescopic and 2 Standard Oven Racks, Meat Probe

Accessories – Optional



HEZTR301
30" Telescopic Rack



Home
connect

*Lower wall oven only

Accessories: To purchase Bosch accessories, cleaners & parts please visit www.bosch-home.com/us/store or call 1-800-944-2904 (Mon to Fri 5 am to 6 pm PST, Sat 6 am to 3 pm PST).
Notes: All height, width and depth dimensions are shown in inches. BSH reserves the absolute and unrestricted right to change product materials and specifications, at any time, without notice. Consult the product's installation instructions for final dimensional data and other details prior to making cutout.
Warranties: Please see Use & Care manual or Bosch website for statement of limited warranty.
For more information on our entire line of products, go to www.bosch-home.com/us or call 1-800-944-2904
© BSH Home Appliances Corporation. All rights reserved. Bosch is a registered trademark of Robert Bosch GmbH.

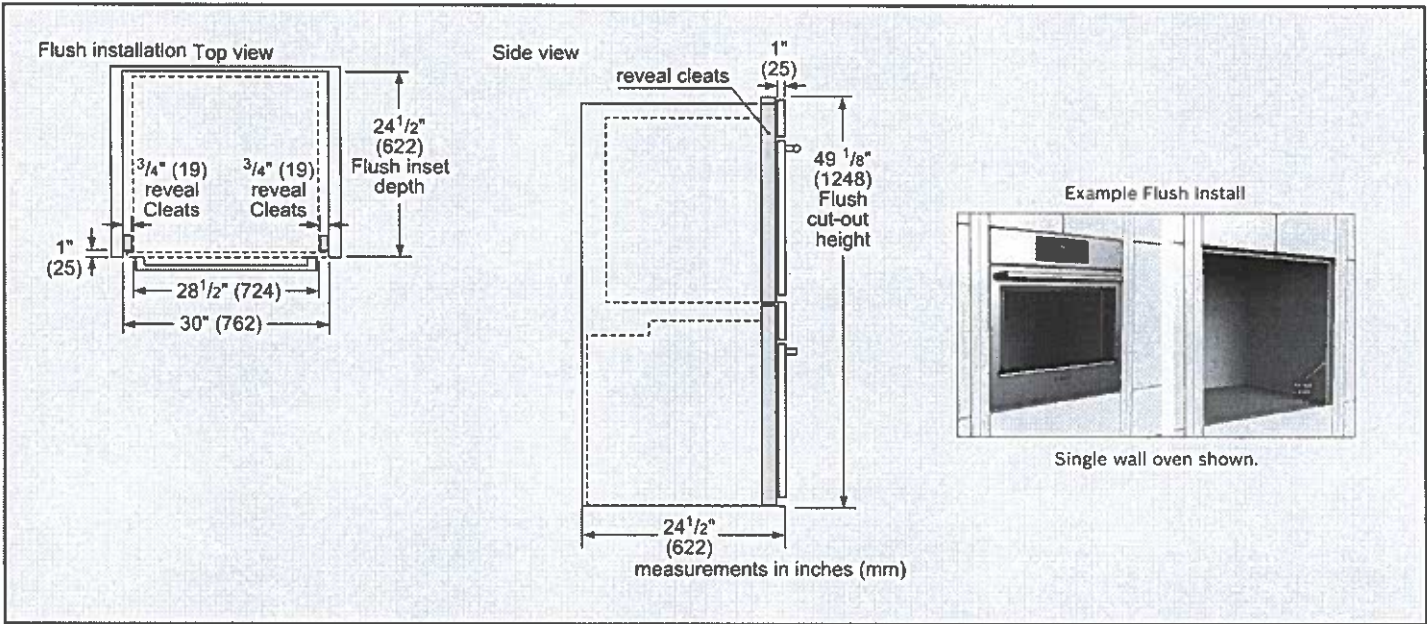
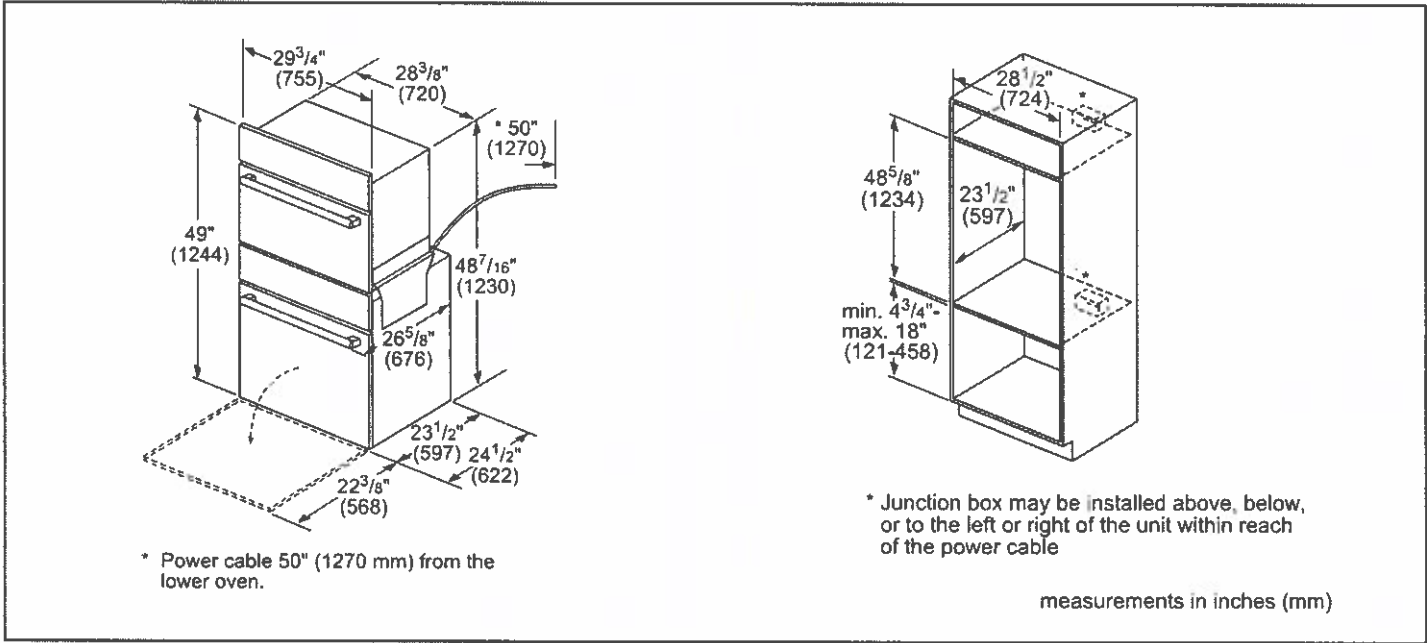
Lot 85

30" Speed Combination Oven

800 Series – Stainless Steel HBL8753UC



Installation Details



Accessories: To purchase Bosch accessories, cleaners & parts please visit www.bosch-home.com/us/store or call 1-800-944-2904 (Mon to Fri 5 am to 6 pm PST, Sat 6 am to 3 pm PST).

Notes: All height, width and depth dimensions are shown in inches. BSH reserves the absolute and unrestricted right to change product materials and specifications, at any time, without notice. Consult the product's installation instructions for final dimensional data and other details prior to making cutout.

Warranties: Please see Use & Care manual or Bosch website for statement of limited warranty.

For more information on our entire line of products, go to www.bosch-home.com/us or call 1-800-944-2904

© BSH Home Appliances Corporation. All rights reserved. Bosch is a registered trademark of Robert Bosch GmbH.

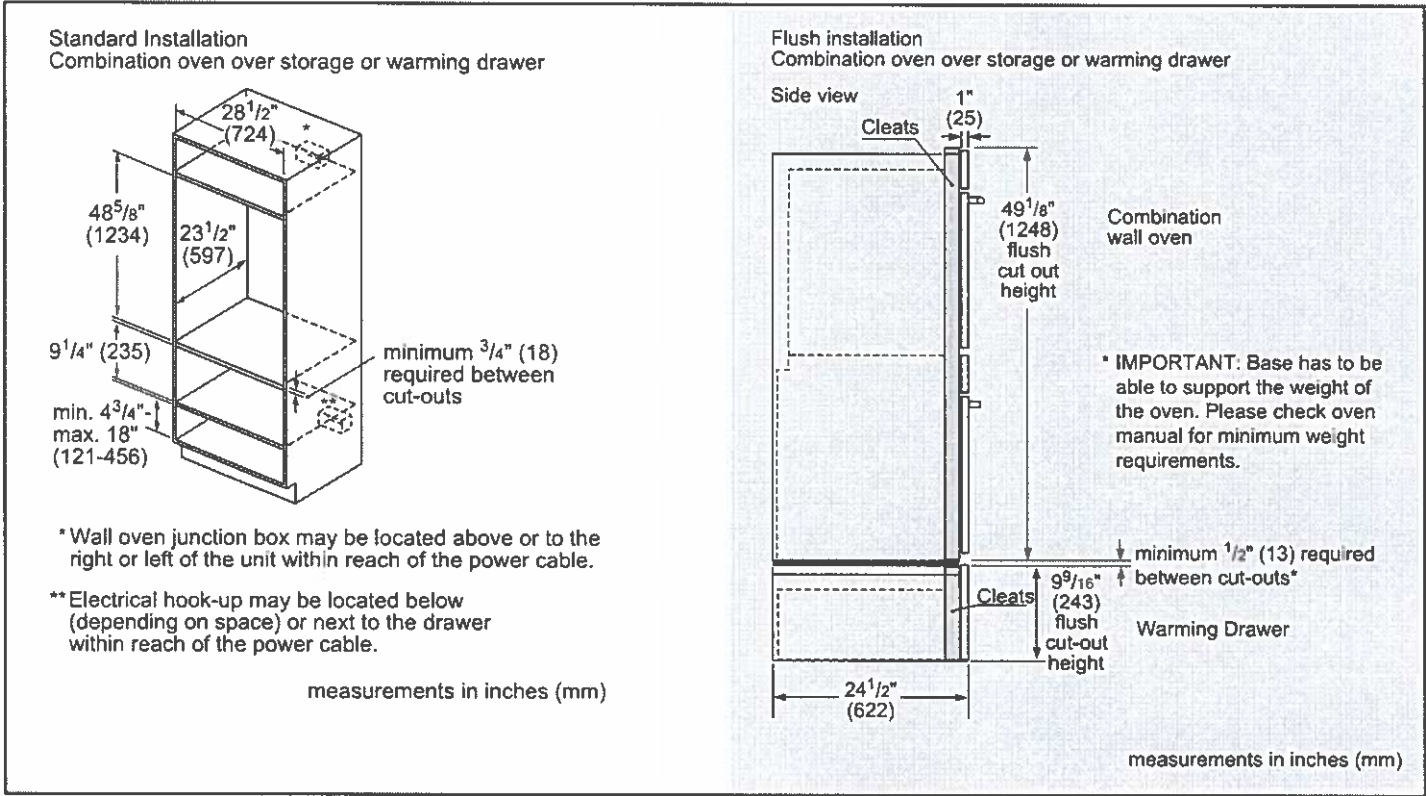
20185

30" Speed Combination Oven

800 Series – Stainless Steel HBL8753UC



Installation Details



Accessories: To purchase Bosch accessories, cleaners & parts please visit www.bosch-home.com/us/store or call 1-800-944-2904 (Mon to Fri 5 am to 6 pm PST, Sat 6 am to 3 pm PST).

Notes: All height, width and depth dimensions are shown in inches. BSH reserves the absolute and unrestricted right to change product materials and specifications, at any time, without notice. Consult the product's installation instructions for final dimensional data and other details prior to making cutout.

Warranties: Please see Use & Care manual or Bosch website for statement of limited warranty.

For more information on our entire line of products, go to www.bosch-home.com/us or call 1-800-944-2904

© BSH Home Appliances Corporation. All rights reserved. Bosch is a registered trademark of Robert Bosch GmbH.