


PCG486WD
48-INCH GAS RANGETOP WITH GRIDDLE
PROFESSIONAL SERIES, PORCELAIN COOKTOP SURFACE

80789
Apr. 21, 23
Thermador




FEATURES & BENEFITS

- ★ Exclusive Star® Burner delivers superior flame spread for more even heating with QuickClean Base® designed for easy cleaning
- ★ 2 ExtraLow® burners offer precision simmering, melting or keeping warm
 - Non-stick griddle provides even heating across the entire cooking surface
 - LED Down Lighting is hidden discreetly above the control panel, providing functional and stylish illumination
 - Restaurant style metal knobs

GENERAL PROPERTIES	
Controls	Metal Knobs
Sealed Burners	Yes
Grate Material	Cast Iron
BURNER PERFORMANCE	
Total Number of Cooktop Burners	6 + Griddle
Power of Front Left Burner (NG)	18,000 and XLO (NG)
Power of Back Left Burner (NG)	15,000 and XLO (NG)
Power of Back Center Burner (NG)	15,000 (NG)
Power of Front Center Burner (NG)	18,000 (NG)
Power of Center 12" Electric Griddle (W)	1,630 W
Power of Center 12" Electric Grill (W)	N/A
Power of Back Right Burner (NG)	15,000 (NG)
Power of Front Right Burner (NG)	18,000 (NG)
TECHNICAL DETAILS	
Circuit Breaker (A)	20 A
Volts (V)	120 V
Frequency (Hz)	60 Hz
Plug Type / Receptacle	120V-3 Prong NEMA 5-20
Power Cord Length (in)	65"
Energy Source	Gas
Gas Type	Natural Gas 6" Water Column (14.9 mb) Min. (USA)
Alternative Gas Type	LP 11" Water Column (27.4 mb) Min. (USA)
Convertible To LP (Kit Required)	Yes
DIMENSIONS & WEIGHT	
Overall Appliance Dimensions (HxWxD) (in)	8 1/8" x 47 15/16" x 25 13/16"
Required Cutout Size (HxWxD) (in)	7 11/16" x 46 1/4" x 22 13/16"
Minimum Distance From Rear Wall (in)	6" Min. to Combustible Surface
Net Weight (lbs)	182 lbs
WARRANTY	
Limited Warranty, Entire Appliance, Parts and Labor	2 Year

★ THERMADOR® EXCLUSIVE

PCG486WD
48-INCH GAS RANGETOP WITH GRIDDLE
PROFESSIONAL SERIES, PORCELAIN COOKTOP SURFACE



FEATURES & BENEFITS

- ★ - Exclusive Star® Burner delivers superior flame spread for more even heating with QuickClean Base® designed for easy cleaning
- ★ - 2 ExtraLow® burners offer precision simmering, melting or keeping warm
- Non-stick griddle provides even heating across the entire cooking surface
- LED Down Lighting is hidden discreetly above the control panel, providing functional and stylish illumination
- Restaurant style metal knobs

GENERAL PROPERTIES

Controls	Metal Knobs
Sealed Burners	Yes
Grate Material	Cast Iron

BURNER PERFORMANCE

Total Number of Cooktop Burners	6 + Griddle
Power of Front Left Burner (NG)	18,000 and XLO (NG)
Power of Back Left Burner (NG)	15,000 and XLO (NG)
Power of Back Center Burner (NG)	15,000 (NG)
Power of Front Center Burner (NG)	18,000 (NG)
Power of Center 12" Electric Griddle (W)	1,630 W
Power of Center 12" Electric Grill (W)	N/A
Power of Back Right Burner (NG)	15,000 (NG)
Power of Front Right Burner (NG)	18,000 (NG)

TECHNICAL DETAILS

Circuit Breaker (A)	20 A
Volts (V)	120 V
Frequency (Hz)	60 Hz
Plug Type / Receptacle	120V-3 Prong NEMA 5-20
Power Cord Length (in)	65"
Energy Source	Gas
Gas Type	Natural Gas 6" Water Column (14.9 mb) Min. (USA)
Alternative Gas Type	LP 11" Water Column (27.4 mb) Min. (USA)
Convertible To LP (Kit Required)	Yes

DIMENSIONS & WEIGHT

Overall Appliance Dimensions (HxWxD) (in)	8 1/8" x 47 15/16" x 25 13/16"
Required Cutout Size (HxWxD) (in)	7 11/16" x 46 1/4" x 22 13/16"
Minimum Distance From Rear Wall (in)	6" Min. to Combustible Surface
Net Weight (lbs)	182 lbs

WARRANTY

Limited Warranty, Entire Appliance, Parts and Labor	2 Year
-----------------------------------------------------	--------

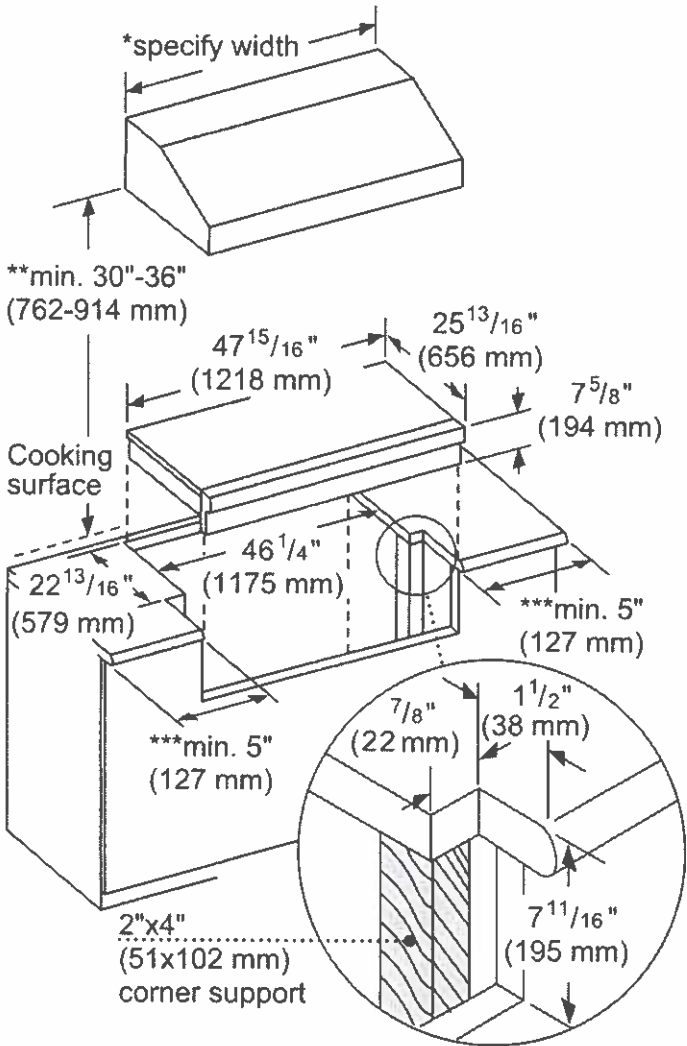
★ THERMADOR® EXCLUSIVE

PCG486WD
48-INCH GAS RANGETOP WITH GRIDDLE
PROFESSIONAL SERIES, PORCELAIN COOKTOP SURFACE



48-INCH RANGETOP CUTOUT DIMENSIONS

* Minimum recommended hood width equals that of the range or cooktop.



** 36" minimum clearance from cooking surface to combustible surfaces.
*** 5" minimum clearance from cooking surface to combustible side wall.
Note: Most hoods contain combustible components that must be considered when planning the installation.

measurements in inches (mm)

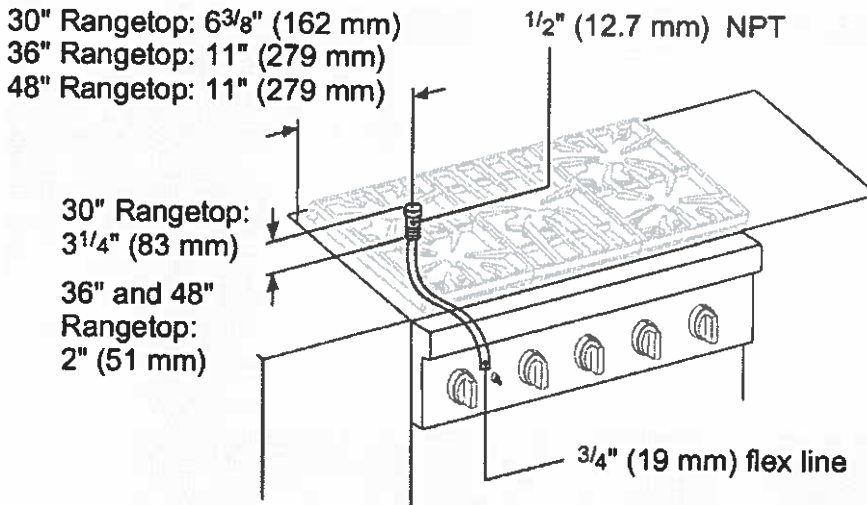
PCG486WD
48-INCH GAS RANGETOP WITH GRIDDLE
 PROFESSIONAL SERIES, PORCELAIN COOKTOP SURFACE



48-INCH RANGETOP GAS LOCATION

The gas and electrical supply must be located in an area that is accessible without requiring removal of the rangetop. The appliance electrical power cord and gas pipe connection are located on the left rear underside of the rangetop.

The junction box must be located within 3 feet (~900 mm) of the rangetop connection.



A manual valve must be installed to the appliance, in an accessible location from the front, for the purpose of shutting off the gas supply.

measurements in inches (mm)

NATURAL GAS REQUIREMENTS:

Inlet Connection: 1/2" NPT (min. 3/4" dia. flex line)
 Supply Pressure: 6" min. to 14" max. water column (14.9 mb to 34.9 mb)
 Manifold Pressure: 5" water column (12.5 mb)

PROPANE GAS REQUIREMENTS:

Inlet Connection: 1/2" NPT (min. 3/4" dia. flex line)
 Supply Pressure: 11" min. to 14" max. water column (27.4 mb to 34.9 mb)
 Manifold Pressure: 10" water column (24.9 mb)

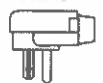
ELECTRICAL SUPPLY

IMPORTANT: The cord supplied with gas rangetops having an electric griddle or grill requires a NEMA 5-20 receptacle as shown here. Local codes may require a different wiring method.

NEMA 5-20
RECEPTACLE



PLUG

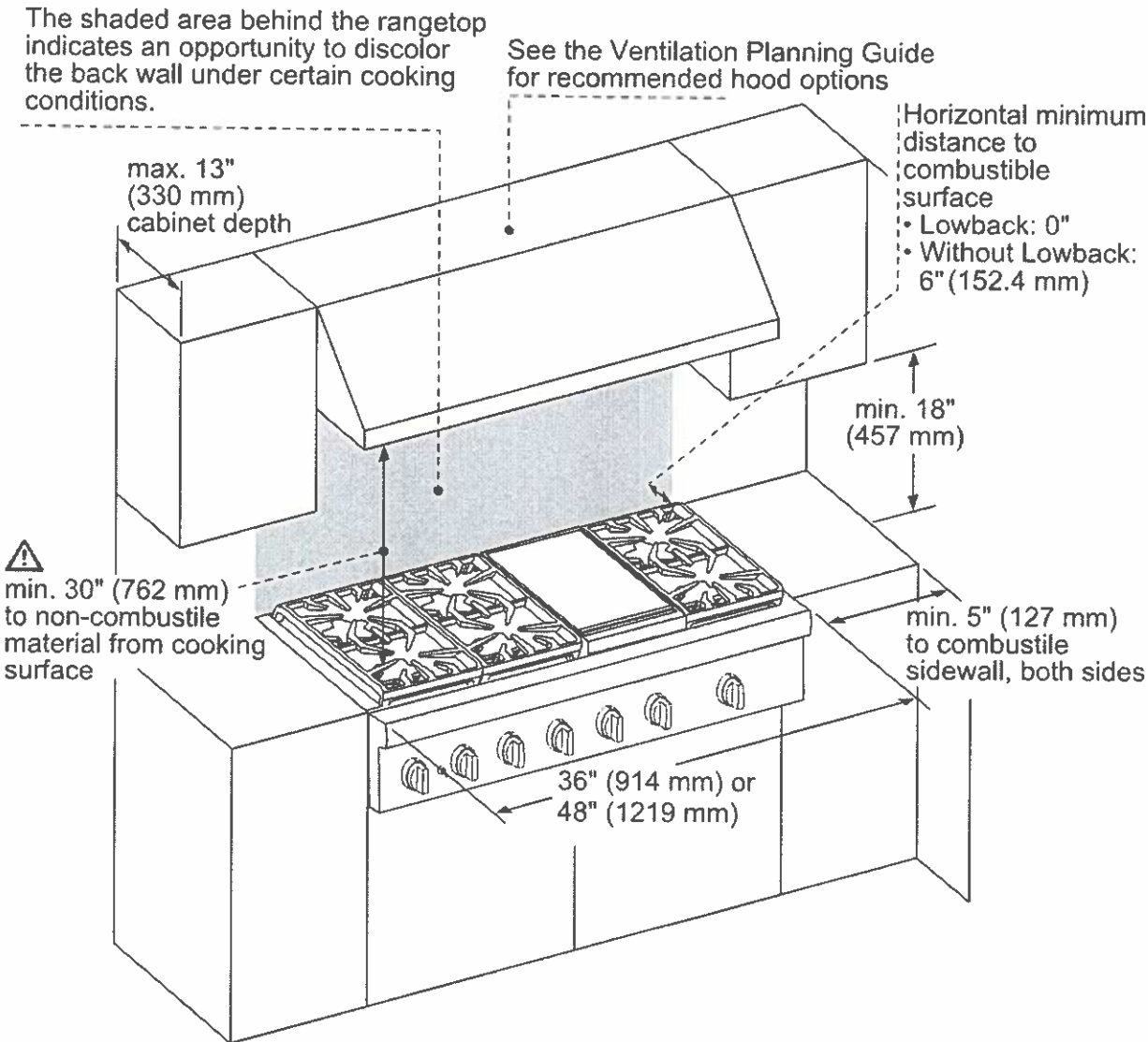


WARNING: This appliance is equipped with a three-prong grounding plug for protection against shock hazard and should be plugged directly into a properly grounded receptacle. DO NOT cut or remove the grounding prong from this plug. DO NOT ALTER THIS PLUG.

PCG486WD
48-INCH GAS RANGETOP WITH GRIDDLE
PROFESSIONAL SERIES, PORCELAIN COOKTOP SURFACE



48-INCH RANGETOP CLEARANCES



⚠ As defined in the "National Fuel Gas Code" (ANSI Z223.1, Current Edition). Clearances from non-combustible materials are not part of the ANSI Z21.1 scope and are not certified by CSA. Clearances must be approved by the local codes and/or by the local authority having jurisdiction.

measurements in inches (mm)

NOTE: A 36-inch minimum clearance is required between the top of the cooking surface and the bottom of an unprotected cabinet. A 30-inch clearance can be used when the bottom of the wood or metal cabinet is protected by not less than 1/4 inch of a flame retardant material covered with not less than No. 28 MSG sheet steel, 0.015 inch (0.4 mm) thick stainless steel, 0.024 inch (0.6 mm) aluminum, or 0.020 inch (0.5 mm) thick copper.

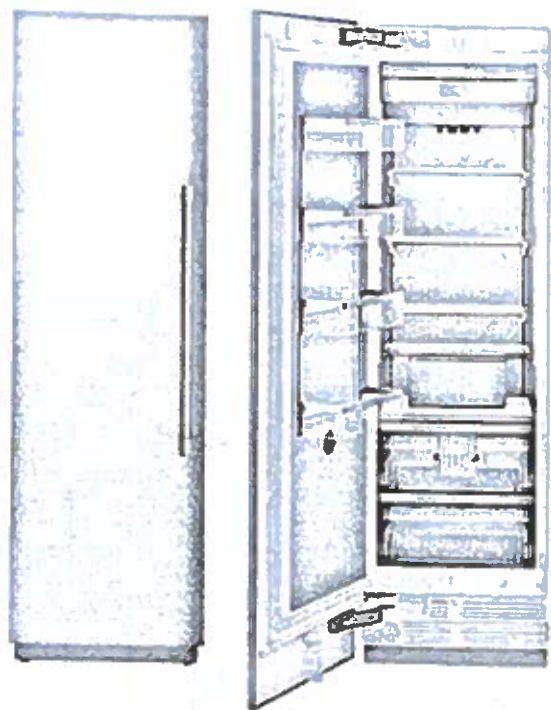
These warranties give you specific legal rights and you may have other rights that vary from state to state. Limited warranty from date of delivery. For complete warranty details, refer to your Use & Care manual, or ask your dealer.

Specifications are for planning purposes only. Refer to installation instructions and consult your countertop supplier prior to making counter opening. Consult with a heating and ventilation engineer for your specific ventilation requirements. For the most detailed information, refer to installation instructions accompanying product or write to Thermador indicating the model number. Specifications are correct at time of printing. Thermador reserves the right to change product specifications or design without notice. Some models are certified for use in Canada. Thermador is not responsible for products that are transported from the U.S. for use in Canada.

1 800 735 4328 | USA.THERMADOR.COM | CANADA.THERMADOR.CA | ©2023 BSH HOME APPLIANCE CORPORATION. ALL RIGHTS RESERVED.

T24IF905SP
24-INCH BUILT-IN FREEZER COLUMN WITH
INTERNAL ICE MAKER
FREEDOM® COLLECTION, PANEL-READY

Oct 89 ~~DS~~ ~~NS~~
Apr. 21, 2013
Thermador



FEATURES & BENEFITS

- Full Stainless Steel Inner Liner
- Freedom® Hinge enables true flush design
- Auto Door Opening provides the opening of the door with just a slight push or pull
- Energy Efficient Diamond Ice made with twist tray technology
- Smooth Filtered Lighting for clear and easy viewing of all product
- SoftClose® Drawers for easy and controlled storage
- Sleek clean design for the perfect symmetry when paired with additional columns
- TFT control panel managing all your columns functions

TEMPERATURE RANGES

Freezer	-11°F (-24°C) to 7°F (-14°C)
SuperFreeze®	-22°F (-30°C) for approximately 52 hours
Energy Saving (Economy) Mode	3°F (-16°C)

GENERAL PROPERTIES

Home Connect® (Wi-Fi Enabled)	Yes
Panel Ready	Yes
Reversible Door Swing	Yes
SoftClose® Door	Yes
SoftClose® Drawers	Yes
Lighting	LED Sidewall and Theater Lighting
Freezer Shelves	4
Adjustable Shelves	3
Shelf Material	Glass w/Aluminum Profile
Full Extension Drawers @ 115° Door Opening Angle	Yes
General Use Drawer	2
Door Bins	4
External LED Proximity Sensor	No
Oversized Dispenser Opening	No
Chilled Water, Crushed and Cubed Ice	No
Rapid Water Replenishment System	No
Ice Maker with Diamond Ice System	Yes
Door Open Alarm	Yes
Open Door Assist	Yes
Special Modes	Sabbath, Economy, Vacation

CAPACITY

Total Capacity (cu. ft.)	12.2 cu. ft.
--------------------------	--------------

PERFORMANCE

Dedicated Evaporator & Compressor System	Yes
SuperFreeze®	Yes
Defrost Process	Frost-Free

TECHNICAL DETAILS

Watts (W)	350 W
Current (A)	15 A
Volts (V)	110-120 V
Frequency (Hz)	60 Hz
Power Cord Length (in.)	118
Plug Type	120V-3 Prong

DIMENSIONS & WEIGHT

Appliance Dimensions (H x W x D) (in.)	84" x 23 3/4" x 24"
Required Cutout Size (H x W x D) (in.)	84" x 24" x 25"
Net / Gross Weight (lbs)	327 / 349 lbs


EFFICIENCY

ENERGY STAR® Certified	Yes
Annual Energy Consumption	435 kWh

*Height adjustable +/- 1/2" (+/- 12 mm)

T24IF905SP
24-INCH BUILT-IN FREEZER COLUMN WITH
INTERNAL ICE MAKER
FREEDOM® COLLECTION, PANEL-READY

Ref 89
Apr. 21, 23
Thermador



FEATURES & BENEFITS

- Full Stainless Steel Inner Liner
- Freedom® Hinge enables true flush design
- Auto Door Opening provides the opening of the door with just a slight push or pull
- Energy Efficient Diamond Ice made with twist tray technology
- Smooth Filtered Lighting for clear and easy viewing of all product
- SoftClose® Drawers for easy and controlled storage
- Sleek clean design for the perfect symmetry when paired with additional columns
- TFT control panel managing all your columns functions

TEMPERATURE RANGES

Freezer	-11°F (-24°C) to 7°F (-14°C)
SuperFreeze®	-22°F (-30°C) for approximately 52 hours
Energy Saving (Economy) Mode	3°F (-16°C)

GENERAL PROPERTIES

Home Connect® (Wi-Fi Enabled)	Yes
Panel Ready	Yes
Reversible Door Swing	Yes
SoftClose® Door	Yes
SoftClose® Drawers	Yes
Lighting	LED Sidewall and Theater Lighting
Freezer Shelves	4
Adjustable Shelves	3
Shelf Material	Glass w/Aluminum Profile
Full Extension Drawers @ 115° Door Opening Angle	Yes
General Use Drawer	2
Door Bins	4
External LED Proximity Sensor	No
Oversized Dispenser Opening	No
Chilled Water, Crushed and Cubed Ice	No
Rapid Water Replenishment System	No
Ice Maker with Diamond Ice System	Yes
Door Open Alarm	Yes
Open Door Assist	Yes
Special Modes	Sabbath, Economy, Vacation

CAPACITY

Total Capacity (cu. ft.)	12.2 cu. ft.
--------------------------	--------------

PERFORMANCE

Dedicated Evaporator & Compressor System	Yes
SuperFreeze®	Yes
Defrost Process	Frost-Free

TECHNICAL DETAILS

Watts (W)	350 W
Current (A)	15 A
Volts (V)	110-120 V
Frequency (Hz)	60 Hz
Power Cord Length (in.)	118
Plug Type	120V-3 Prong

DIMENSIONS & WEIGHT

Appliance Dimensions (H x W x D) (in.)	84" x 23 3/4" x 24"
Required Cutout Size (H x W x D) (in.)	84" x 24" x 25"
Net / Gross Weight (lbs)	327 / 349 lbs

EFFICIENCY

ENERGY STAR® Certified	Yes
Annual Energy Consumption	435 kWh

*Height adjustable ± 1/2" (± 13 mm)

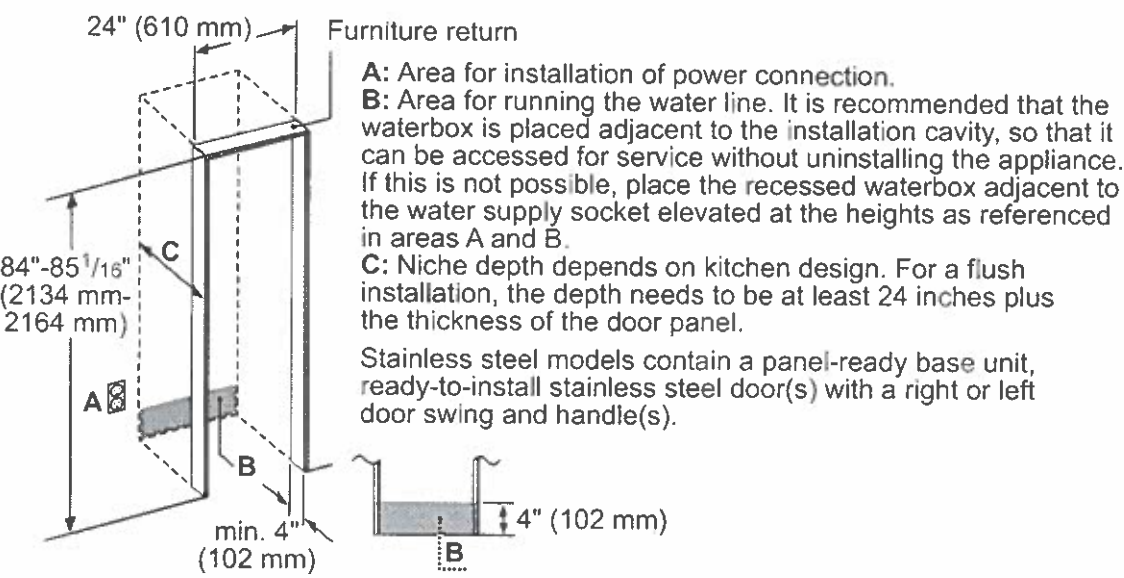
T24IF905SP
24-INCH BUILT-IN FREEZER COLUMN WITH
INTERNAL ICE MAKER
FREEDOM® COLLECTION, PANEL-READY



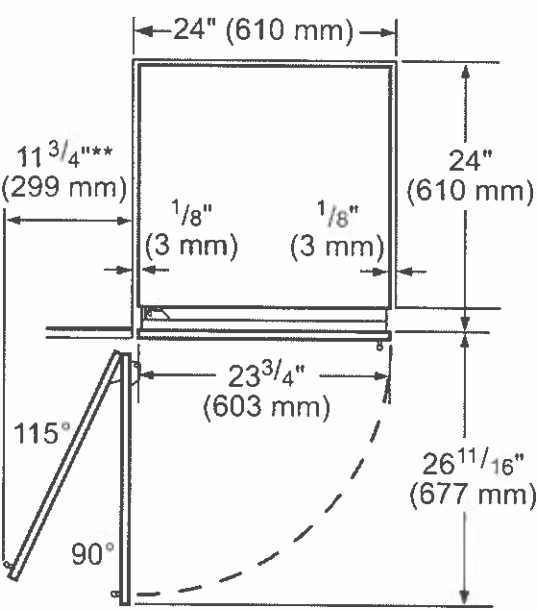
WARRANTY	
Limited, Entire Appliance, Parts and Labor on Any Part of the Refrigerator that Fails Because of a Manufacturing Defect	2 Year
Limited Warranty for Sealed Refrigeration System*; Parts and Labor	3rd to 6th Year
Limited Warranty for Sealed Refrigeration System*; Parts Only	7th to 12th Year
Limited Warranty for Stainless Steel Rust-Through	Lifetime

*Sealed refrigeration system includes compressor, evaporator, condenser, dryer / strainer and connection tubing

CUTOUT DIMENSIONS

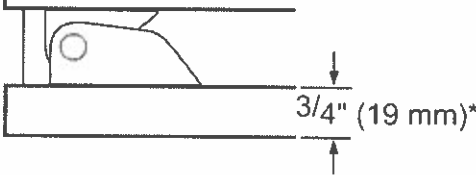


TOP VIEW CLEARANCE



** Door handle must be added to this dimension

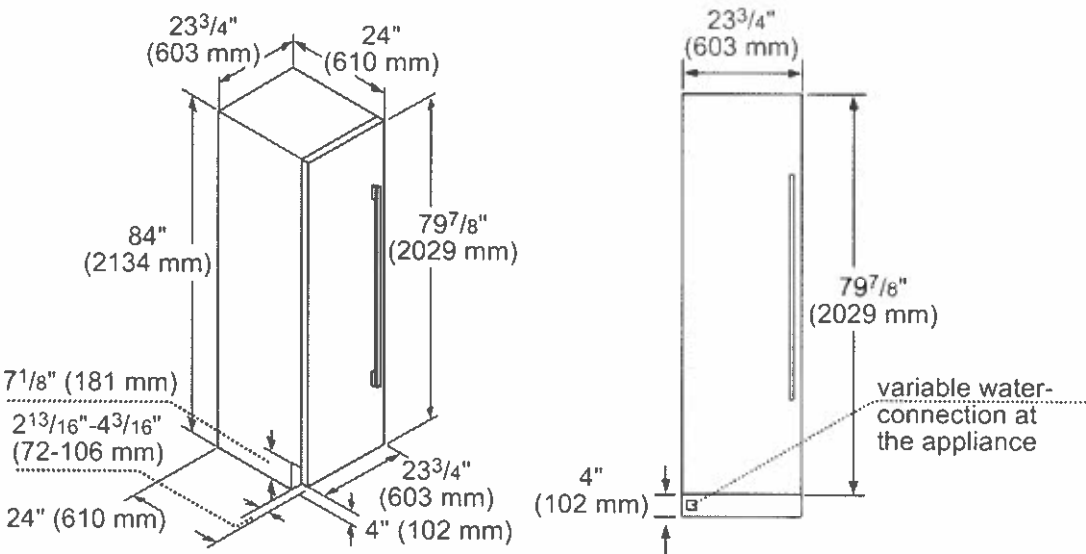
* Depends on the thickness of the furniture door. 3/4" (19 mm) is relevant for the stainless steel door. (special Accessory).



T24IF905SP
24-INCH BUILT-IN FREEZER COLUMN WITH
INTERNAL ICE MAKER
FREEDOM® COLLECTION, PANEL-READY



PRODUCT AND PANEL DIMENSIONS



ACCESSORIES (OPTIONAL)

FLAT STAINLESS STEEL DOOR PANELS

24-Inch Flat Stainless Steel Door Panel Without Dispenser



TFL24IR800
For use with Handle
TFL24IR905
Handleless

STORAGE



ICEBUCKETL
Large Ice Bucket

FRAMEKIT10

Freedom® Frame Kit
For any custom column installation in 24-inch deep cutouts. With two metal side trims whose placement between the interior cutout wall and the appliance helps overcome the challenge of unfinished cabinet returns.

HANDLES

Choose between two options:

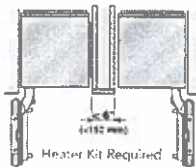


PR36HNDL20
36-Inch Professional Series Handle

or



MS36HNDL20
36-Inch Masterpiece® Series Handle



HEATRKIT20 – 13W @ 120V
Freedom® Heater Kit

When two appliances are installed side-by-side a sealing kit must be used. For combinations that involve a freezer column, this sealing kit is included. For all other (non-traditional, i.e. two wine columns, two bottom freezers, etc.) side-by-side combinations or instances where any appliances are installed less than 6-inches (152 mm) apart from one another but not connected side-by-side, purchase this kit. This kit is recommended for use with any installation in areas that are subject to humidity, or located next to an outside wall.

FILTERS



REPLFLTR55
Freedom® Water Filter
Replacement water filter for use in all freezer and bottom freezer models

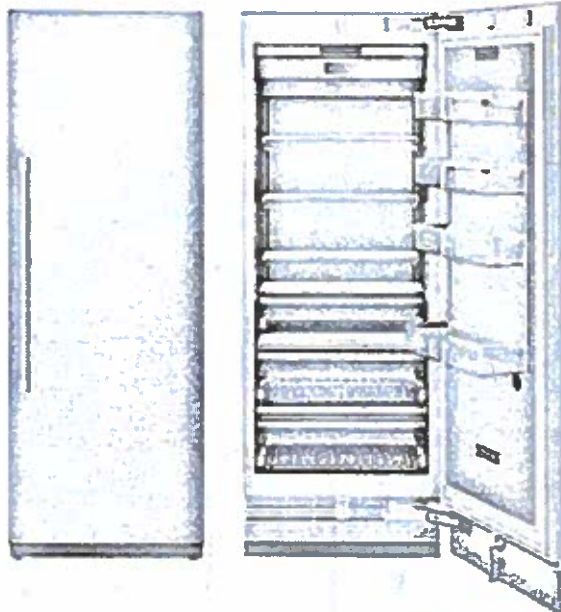
These warranties give you specific legal rights and you may have other rights that vary from state to state. Limited warranty from date of delivery. For complete warranty details, refer to your Use & Care manual, or ask your dealer.

Specifications are for planning purposes only. Refer to installation instructions and consult your countertop supplier prior to making counter opening. Consult with a heating and ventilation engineer for your specific ventilation requirements. For the most detailed information, refer to installation instructions accompanying product or write to Thermador indicating the model number. Specifications are correct at time of printing. Thermador reserves the right to change product specifications or design without notice. Some models are certified for use in Canada. Thermador is not responsible for products that are transported from the U.S. for use in Canada.

1 800 735 4328 | USA.THERMADOR.COM | CANADA.THERMADOR.CA | ©2023 BSH HOME APPLIANCES CORPORATION. ALL RIGHTS RESERVED.

T30IR905SP
30-INCH BUILT-IN FRESH FOOD COLUMN
 FREEDOM® COLLECTION, PANEL-READY

Lot 89 ~~DS~~ ~~NS~~
 Apr. 21, 23
Thermador★



FEATURES & BENEFITS

- Full Stainless Steel Inner Liner
- Freedom® Hinge enables true flush design
- Auto Door Opening provides the opening of the door with just a slight push or pull
- ThermaFresh System, Humidity and Temperature controlled drawers
- SoftClose® Drawers for easy and controlled storage
- Sleek clean design for the perfect symmetry when paired with additional columns
- TFT control panel managing all your columns functions

TEMPERATURE RANGES

Refrigerator	36°F (2°C) to 46°F (8°C)
Temperature Controlled Drawer	30°F (-1°C) to 38°F (3°C)
SuperCool	36°F (2°C) for approximately 6 hours
Energy Saving (Economy) Mode	43°F (6°C)

GENERAL PROPERTIES

Home Connect® (Wi-Fi Enabled)	Yes
Panel Ready	Yes
Reversible Door Swing	Yes
SoftClose® Door	Yes
SoftClose® Drawers	Yes
Carbon Air Filter	Yes
Lighting	LED Sidewall and Theater Lighting
Refrigerator Shelves	4
Adjustable Shelves	3
Shelf Material	Glass w/Aluminum Profile
Full Extension Drawers @ 115° Door Opening Angle	Yes
Full Extension Drawers @ 90° Door Opening Angle	Yes
General Use Drawer	1
Humidity Managed Drawer	1
Temperature Controlled Drawer	1
Door Bins	3
Gallon Door Bins	1
Door Open Alarm	Yes
Open Door Assist	Yes
Special Modes	Sabbath, Economy, Vacation

CAPACITY

Total Capacity (cu. ft.)	16.8 cu. ft.
--------------------------	--------------

PERFORMANCE

Dedicated Evaporator & Compressor System	Yes
FreeFlow® Cold Air System	Yes
SuperCool	Yes

TECHNICAL DETAILS

Watts (W)	350 W
Current (A)	15 A
Volts (V)	110-120 V
Frequency (Hz)	60 Hz
Power Cord Length (in.)	118
Plug Type	120V-3 Prong

DIMENSIONS & WEIGHT

Appliance Dimensions (H x W x D) (in.)	83 3/4" x 29 3/4" x 24"
Required Cutout Size (H x W x D) (in.)	84" x 30" x 25"
Net / Gross Weight (lbs)	366 / 403 lbs


EFFICIENCY

ENERGY STAR® Certified	Yes
Annual Energy Consumption	279 kWh

*Height adjustable - 1/2" (-13 mm)

Lot 89 ○ ○
Apr. 21, 23
Thermador

T30IR905SP
30-INCH BUILT-IN FRESH FOOD COLUMN
FREEDOM® COLLECTION, PANEL-READY



FEATURES & BENEFITS

- Full Stainless Steel Inner Liner
- Freedom® Hinge enables true flush design
- Auto Door Opening provides the opening of the door with just a slight push or pull
- ThermaFresh System, Humidity and Temperature controlled drawers
- SoftClose® Drawers for easy and controlled storage
- Sleek clean design for the perfect symmetry when paired with additional columns
- TFT control panel managing all your columns functions

TEMPERATURE RANGES

Refrigerator	36°F (2°C) to 46°F (8°C)
Temperature Controlled Drawer	30°F (-1°C) to 38°F (3°C)
SuperCool	36°F (2°C) for approximately 6 hours
Energy Saving (Economy) Mode	43°F (6°C)

GENERAL PROPERTIES

Home Connect® (Wi-Fi Enabled)	Yes
Panel Ready	Yes
Reversible Door Swing	Yes
SoftClose® Door	Yes
SoftClose® Drawers	Yes
Carbon Air Filter	Yes
Lighting	LED Sidewall and Theater Lighting
Refrigerator Shelves	4
Adjustable Shelves	3
Shelf Material	Glass w/Aluminum Profile
Full Extension Drawers @ 115° Door Opening Angle	Yes
Full Extension Drawers @ 90° Door Opening Angle	Yes
General Use Drawer	1
Humidity Managed Drawer	1
Temperature Controlled Drawer	1
Door Bins	3
Gallon Door Bins	1
Door Open Alarm	Yes
Open Door Assist	Yes
Special Modes	Sabbath, Economy, Vacation

CAPACITY

Total Capacity (cu. ft.)	16.8 cu. ft.
--------------------------	--------------

PERFORMANCE

Dedicated Evaporator & Compressor System	Yes
Freeflow® Cold Air System	Yes
SuperCool	Yes

TECHNICAL DETAILS

Watts (W)	350 W
Current (A)	15 A
Volts (V)	110-120 V
Frequency (Hz)	60 Hz
Power Cord Length (in.)	118
Plug Type	120V-3 Prong

DIMENSIONS & WEIGHT

Appliance Dimensions (H x W x D) (in.)	83 3/4" * x 29 3/4" x 24"
Required Cutout Size (H x W x D) (in.)	84" x 30" x 25"
Net / Gross Weight (lbs)	366 / 403 lbs

EFFICIENCY

ENERGY STAR® Certified	Yes
Annual Energy Consumption	279 kWh

*Height adjustable + / - 1/2" (+ / - 13 mm)

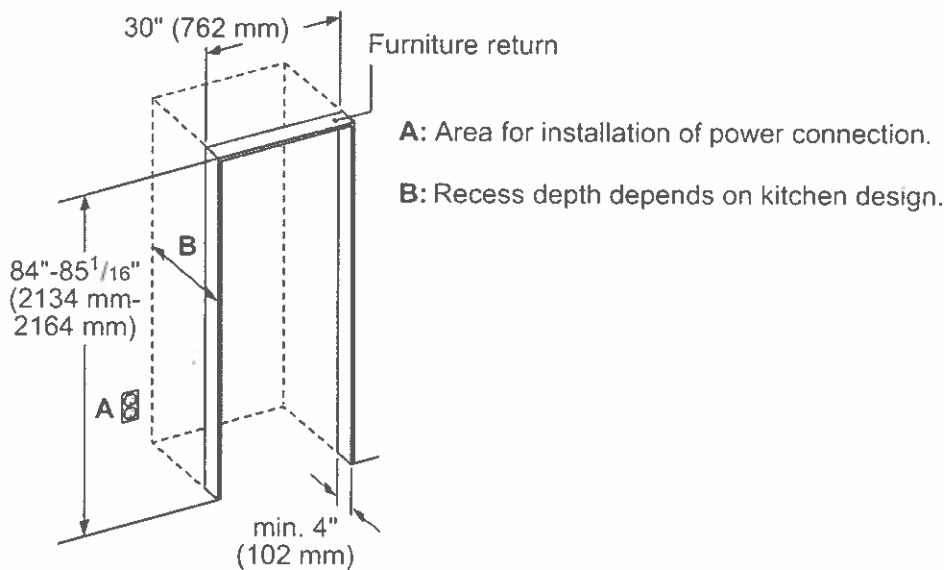
T30IR905SP
30-INCH BUILT-IN FRESH FOOD COLUMN
FREEDOM® COLLECTION, PANEL-READY



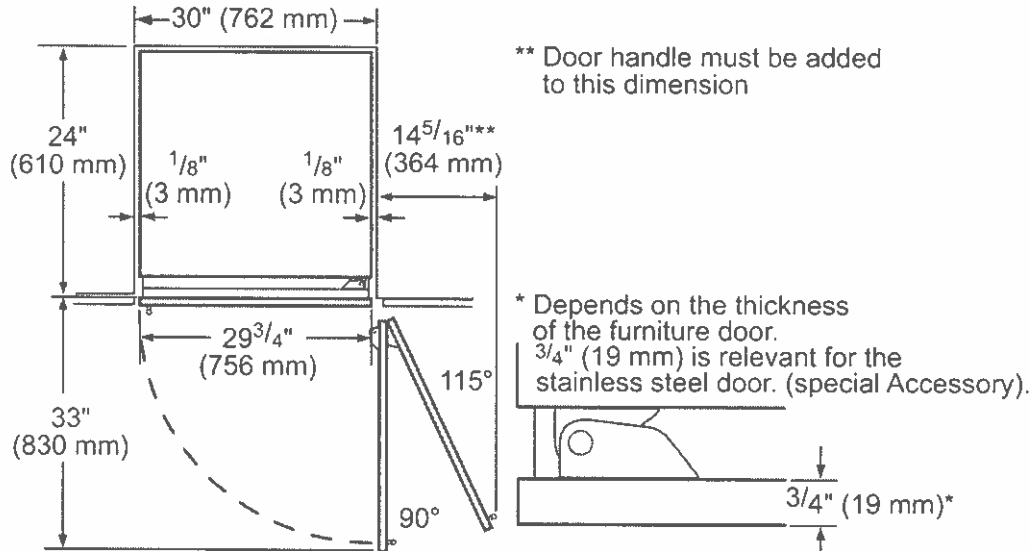
WARRANTY	
Limited, Entire Appliance, Parts and Labor on Any Part of the Refrigerator that Fails Because of a Manufacturing Defect	2 Year
Limited Warranty for Sealed Refrigeration System*; Parts and Labor	3rd to 6th Year
Limited Warranty for Sealed Refrigeration System*; Parts Only	7th to 12th Year
Limited Warranty for Stainless Steel Rust-Through	Lifetime

*Sealed refrigeration system includes compressor, evaporator, condenser, dryer / strainer and connection tubing

CUTOUT DIMENSIONS



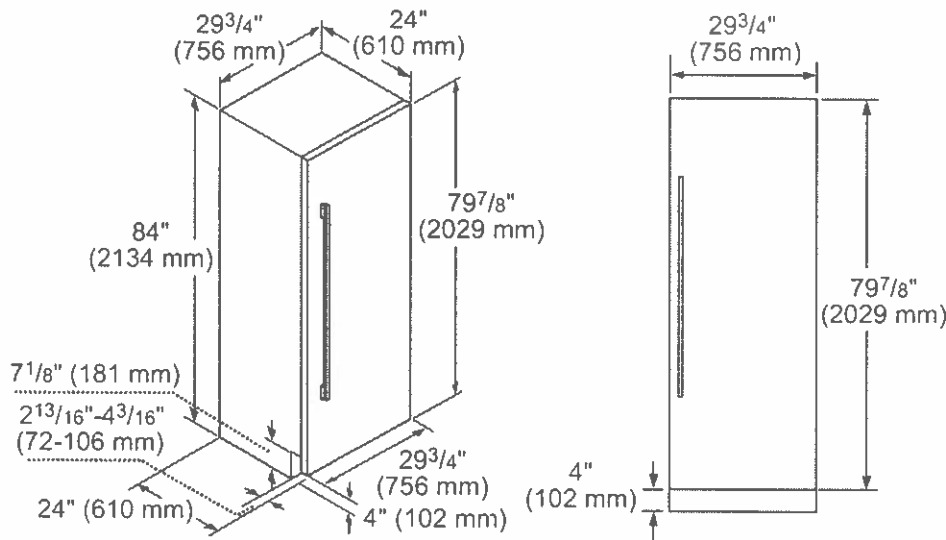
TOP VIEW CLEARANCE



T30IR905SP
30-INCH BUILT-IN FRESH FOOD COLUMN
FREEDOM® COLLECTION, PANEL-READY



PRODUCT AND PANEL DIMENSIONS



ACCESSORIES (OPTIONAL)

FLAT STAINLESS STEEL DOOR PANELS

30-Inch Flat Stainless Steel Door Panel



TFL30IR800
For use with Handle
TFL30IR905
Handleless

HANDLES

Choose between two options:



PR36HNDL20
36-Inch Professional Series Handle

or

MS36HNDL20
36-Inch Masterpiece® Series Handle

STORAGE



SPRODBIN10
Small Produce Bin



LPRODBIN10
Large Produce Bin



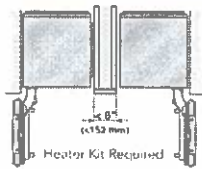
30PRODRAIL
30-Inch Produce Railing



30HFGALBIN
30-Inch Half Gallon Bin

FRAMEKIT10

Freedom® Frame Kit
For any custom column installation in 24-inch deep cutouts. With two metal side trims whose placement between the interior cutout wall and the appliance helps overcome the challenge of unfinished cabinet returns.



HEATRKIT20 - 13W @ 120V

Freedom® Heater Kit
When two appliances are installed side-by-side a sealing kit must be used. For combinations that involve a freezer column, this sealing kit is included. For all other (non-traditional, i.e. two wine columns, two bottom freezers, etc.) side-by-side combinations or instances where any appliances are installed less than 6-inches (152 mm) apart from one another but not connected side-by-side, purchase this kit. This kit is recommended for use with any installation in areas that are subject to humidity, or located next to an outside wall.


These warranties give you specific legal rights and you may have other rights that vary from state to state. Limited warranty from date of delivery. For complete warranty details, refer to your Use & Care manual, or ask your dealer.

Specifications are for planning purposes only. Refer to installation instructions and consult your countertop supplier prior to making counter opening. Consult with a heating and ventilation engineer for your specific ventilation requirements. For the most detailed information, refer to installation instructions accompanying product or write to Thermador indicating the model number. Specifications are correct at time of printing. Thermador reserves the right to change product specifications or design without notice. Some models are certified for use in Canada. Thermador is not responsible for products that are transported from the U.S. for use in Canada.

1 800 735 4328 | USA THERMADOR.COM | CANADA THERMADOR.CA | ©2023 BSH HOME APPLIANCES CORPORATION. ALL RIGHTS RESERVED.

MEDMCW31WS
30-INCH TRIPLE COMBINATION BUILT-IN OVEN WITH
SPEED OVEN
 MASTERPIECE® SERIES

Lot 89 ~~DS~~ ~~NS~~
 Apr. 21, 23
Thermador



- FEATURES & BENEFITS**
- ★ - First triple combination oven with speed oven in the market
 - Designed for flexibility—standard or flush installation into kitchen cabinets
 - Specially crafted gray glass on stainless steel for a luxurious look and finish
 - Speed oven with microwave capability can broil and convection bake
 - Large commercial style rotisserie with 12 pound capacity

ACCESSORIES (INCLUDED)
 Upper Cavity: Metal Turntable, Rack, Ceramic Tray; Lower Cavity: 3 Telescopic Racks, Multi-point Meat Probe, Max Broil Pan, Rotisserie

WARRANTY
 Limited Warranty Parts and Labor 2 Year

★ THERMADOR® EXCLUSIVE

GENERAL PROPERTIES

Heating Modes – Upper Cavity
 36 CookSmart® Auto Programs (including True Convection, Speed Convection, Broil, Convection Broil, Keep Warm) and Heating Programs and Microwave Programs
 Heating Modes – Lower Cavity
 (16) Bake, Broil, Max Broil, Roast, Convection Bake, Convection Broil, Max Convection Broil, Convection Roast, Proof, Warm, Pizza, True Convection, Dehydrate, Speed Convection, Slow Roast, Rotisserie

Sabbath	Yes
Warming Drawer	Yes
Cleaning Type – Lower Cavity	Easy Clean and Self Clean
Telescopic Rack(s)	3
Illumination Type	Upper Cavity LED Lower Cavity Halogen
Interior Lights	Upper Cavity 1 Lower Cavity 2
Home Connect® (Wi-Fi Enabled)	Yes, Lower Oven Only

OVEN PERFORMANCE

Microwave Power	1,000 W
Bake / Broil Element	Upper Cavity 600 W / 1,750 W Lower Cavity 2,400 / 1,000 / 3,800 W
Convection Element	Upper Cavity 1,700 W Lower Cavity 2,000 W
Warming Drawer	450 W

TECHNICAL DETAILS

Watts	10,200 W
Circuit Breaker	50 A
Volts, Frequency	240 / 208 V, 60 Hz
Plug Type	Fixed Connection, No Plug
Conduit	60" 4-Wire
Energy Source	Electric

DIMENSIONS & WEIGHT

Overall Appliance Dimensions (HxWxD)	61 3/16" x 29 3/4" x 24 1/2"
Trim Overlaps (Top – Sides – Bottom)	1/2" – 9/16" – 0"
Required Cutout Size (HxWxD) – Standard	60 3/4" x 28 1/2" x 23 1/2"
Required Cutout Size (HxWxD) – Flush	61 3/16" x 30" x 24 1/2"
Speed Oven Capacity	1.6 cu. ft.
Oven Capacity	4.5 cu. ft.
Warming Drawer Capacity	2.5 cu. ft.
Overall Lower Oven Interior Dimensions (HxWxD)	17 3/4" x 24" x 17 7/8"
Usable Lower Oven Interior Dimensions (HxWxD)	13 1/2" x 21 3/8" x 16 1/4"
Net Weight	346 lbs

MEDMCW31WS
30-INCH TRIPLE COMBINATION BUILT-IN OVEN WITH
SPEED OVEN
MASTERPIECE® SERIES

Lot 89
Apr. 21, 23
Thermador



- FEATURES & BENEFITS**
- ★ - First triple combination oven with speed oven in the market
 - Designed for flexibility—standard or flush installation into kitchen cabinets
 - Specially crafted gray glass on stainless steel for a luxurious look and finish
 - Speed oven with microwave capability can broil and convection bake
 - Large commercial style rotisserie with 12 pound capacity

ACCESSORIES (INCLUDED)

Upper Cavity: Metal Turntable, Rack, Ceramic Tray; Lower Cavity: 3 Telescopic Racks, Multi-point Meat Probe, Max Broil Pan, Rotisserie

WARRANTY	
Limited Warranty Parts and Labor	2 Year

★ THERMADOR® EXCLUSIVE

GENERAL PROPERTIES

Heating Modes – Upper Cavity		
36 CookSmart® Auto Programs (including True Convection, Speed Convection, Broil, Convection Broil, Keep Warm) and Heating Programs and Microwave Programs		
Heating Modes – Lower Cavity		
(16) Bake, Broil, Max Broil, Roast, Convection Bake, Convection Broil, Max Convection Broil, Convection Roast, Proof, Warm, Pizza, True Convection, Dehydrate, Speed Convection, Slow Roast, Rotisserie		
Sabbath		Yes
Warming Drawer		Yes
Cleaning Type – Lower Cavity		Easy Clean and Self Clean
Telescopic Rack(s)		3
Illumination Type	Upper Cavity Lower Cavity	LED Halogen
Interior Lights	Upper Cavity Lower Cavity	1 2
Home Connect® (Wi-Fi Enabled)		Yes, Lower Oven Only

OVEN PERFORMANCE

Microwave Power		1,000 W
Bake / Broil Element	Upper Cavity Lower Cavity	600 W / 1,750 W 2,400 / 1,000 / 3,800 W
Convection Element	Upper Cavity Lower Cavity	1,700 W 2,000 W
Warming Drawer		450 W

TECHNICAL DETAILS

Watts		10,200 W
Circuit Breaker		50 A
Volts, Frequency		240 / 208 V; 60 Hz
Plug Type		Fixed Connection, No Plug
Conduit		60" 4-Wire
Energy Source		Electric

DIMENSIONS & WEIGHT

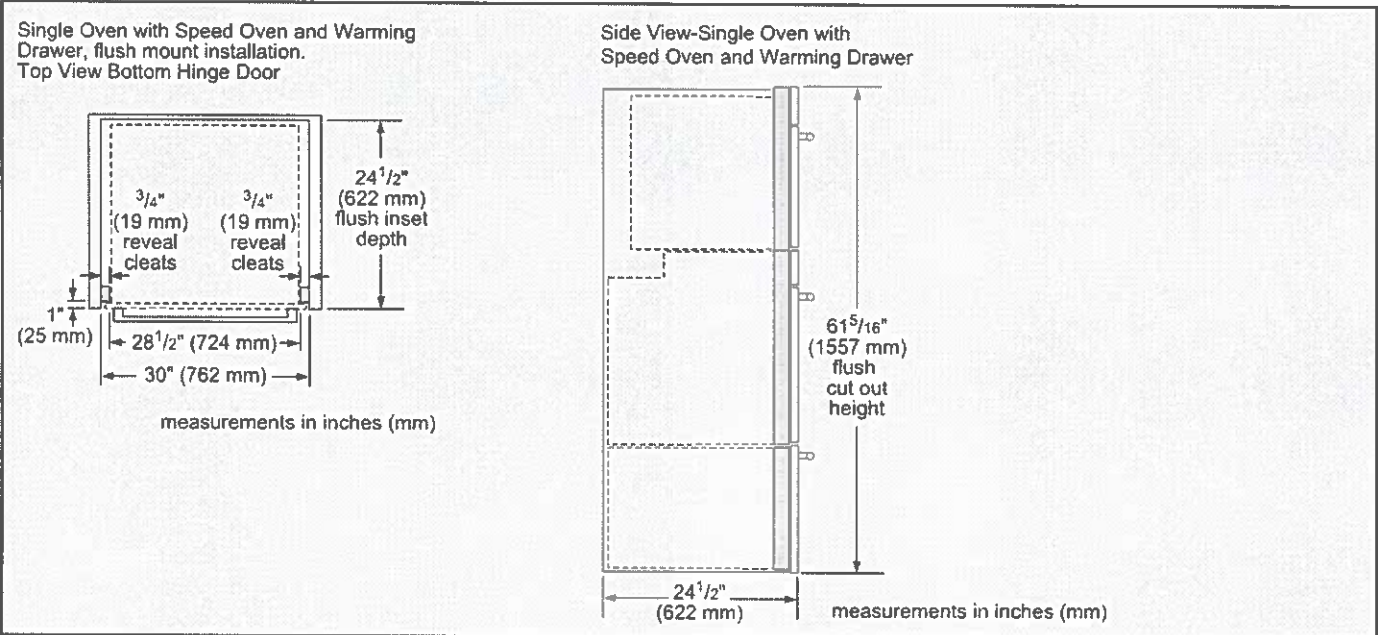
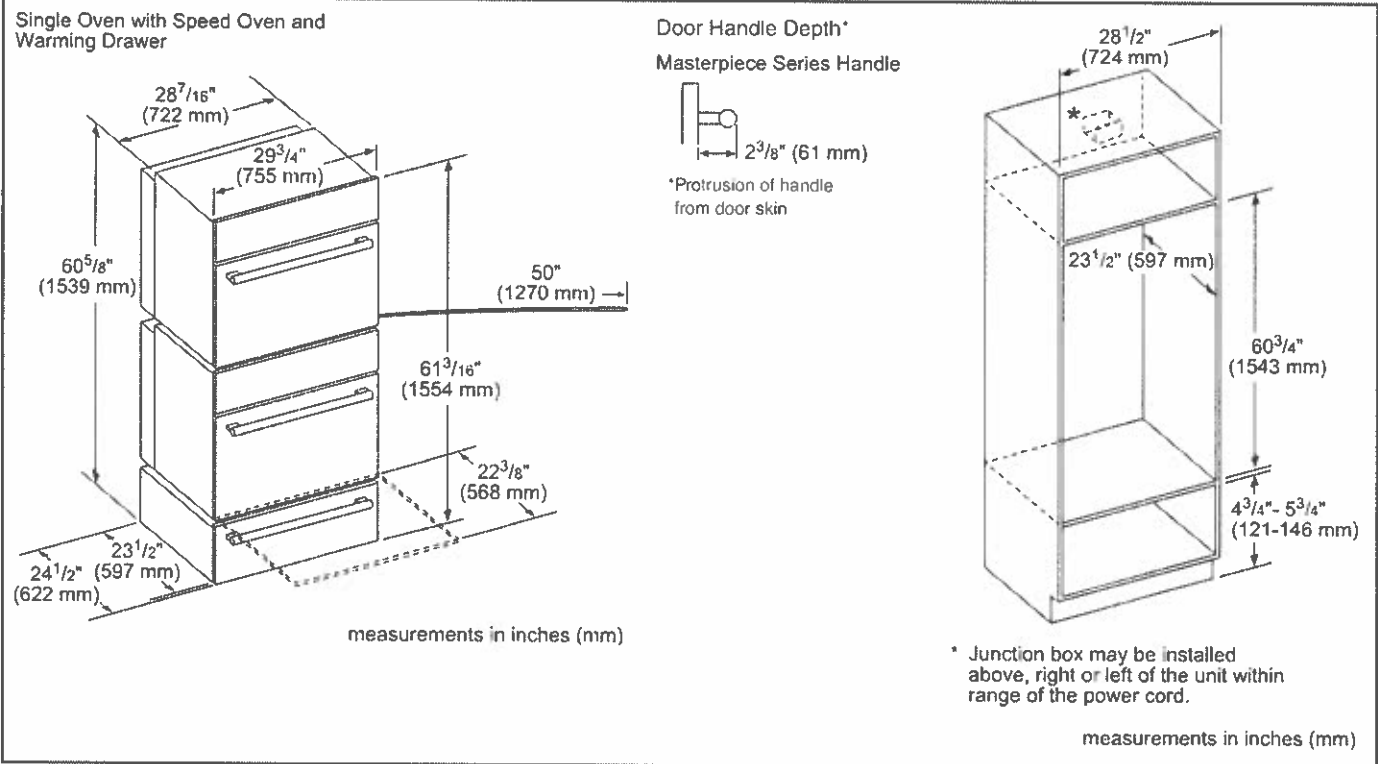
Overall Appliance Dimensions (HxWxD)	61 3/16" x 29 3/4" x 24 1/2"
Trim Overlaps (Top – Sides – Bottom)	1/2" – 9/16" – 0"
Required Cutout Size (HxWxD) – Standard	60 3/4" x 28 1/2" x 23 1/2"
Required Cutout Size (HxWxD) – Flush	61 5/16" x 30" x 24 1/2"
Speed Oven Capacity	1.6 cu. ft.
Oven Capacity	4.5 cu. ft.
Warming Drawer Capacity	2.5 cu. ft.
Overall Lower Oven Interior Dimensions (HxWxD)	17 3/4" x 24" x 17 7/8"
Usable Lower Oven Interior Dimensions (HxWxD)	13 1/2" x 21 5/8" x 16 1/4"
Net Weight	346 lbs

Lot 89

MEDMCW31WS
30-INCH TRIPLE COMBINATION BUILT-IN OVEN WITH
SPEED OVEN
MASTERPIECE® SERIES



30-INCH TRIPLE COMBINATION OVEN WITH SPEED OVEN AND WARMING DRAWER




These warranties give you specific legal rights and you may have other rights that vary from state to state. Limited warranty from date of delivery. For complete warranty details, refer to your Use & Care manual, or ask your dealer.

Specifications are for planning purposes only. Refer to installation instructions and consult your countertop supplier prior to making counter opening. Consult with a heating and ventilation engineer for your specific ventilation requirements. For the most detailed information, refer to installation instructions accompanying product or write to Thermador indicating the model number. Specifications are correct at time of printing. Thermador reserves the right to change product specifications or design without notice. Some models are certified for use in Canada. Thermador is not responsible for products that are transported from the U.S. for use in Canada.

1 800 735 4328 | USA THERMADOR.COM | CANADA THERMADOR.CA | ©2023 BSH HOME APPLIANCES CORPORATION. ALL RIGHTS RESERVED.

PH48GWS
27-INCH DEPTH WALL HOOD
(48-INCH WIDTH)
PROFESSIONAL® SERIES



FEATURES & BENEFITS

- 27" in depth, a perfect companion to Pro Grand® Professional Ranges
- ★ - Equipped with the Thermador Connected Experience by Home Connect™
- Powerfully Quiet® system accepts integral, inline, and remote blowers
- Keep food warm until it's ready to be served with two independently controlled infrared heat lamps
- Beautiful illumination with multi-level, vivid LED lights

ACCESSORIES (OPTIONAL)

25 ft. Blower Connector Cable - EXTNCB25W
EXTNCB25W - For use with the following inline and remote blowers: VTR1FZ, VTR2FZ, VT11FZ, VT12FZ

Roofplates	
RFPLT600P - For use with 600 CFM remote blower VTR1FZ	
RFPLT1000P - For use with 1000 CFM remote blower VTR2FZ	
6" Tall Duct Cover, 48" Wide	DC486W
8" - 9" Ceiling Telescoping Duct Cover, 48" Wide	DC4889W
10" - 12" Ceiling Telescoping Duct Cover, 48" Wide	DC481012W

Built-In Remote Control Panel
REMCWP - Ability to vertically install on cabinetry or wall to control hood in a convenient location



★ THERMADOR EXCLUSIVE

Lot 89 ~~DS~~ ~~NS~~
Apr. 21, 23
Thermador.★

GENERAL PROPERTIES

Features	
Multi-Level LED Lights with Fading Transitions, Infrared Heat Lamps, Automatic Mode, Check Filter Reminder Light, Delay Shut-Off	
Operating Mode	Ducted
Number of Speed Settings	4-Stage
Motor Location	Blower (Sold Separately)
Number Of Lights	4
Bulb Type	LED
Light Lumens	100 - 150
Light Color	3500 - 4000 °K
Total Power Of The Lamps	4.8 W
Damper Included	Yes
Grease Filter Material	Aluminum*
Grease Filter Type	Commercial Style Baffle Filter
Home Connect™ (Wi-Fi Enabled)	Yes

TECHNICAL DETAILS

Watts	See Chart on Page 3
Current	See Chart on Page 3
Volts	120 V
Frequency	60 Hz
Plug Type	Fixed Connection

DIMENSIONS & WEIGHT

Overall Appliance Dimensions (Width Of Canopy Included) (HxWxD)	18" x 47 15/16" x 27"
Minimum Distance Above Gas / Electric Cooking Surface	30" / 30"
Diameter of Air Duct Top	10"
Diameter of Air Duct Back	10"
Net Weight	98 lbs

ACCESSORIES (REQUIRED)

Blower (Sold Separately)

BLOWER OPTIONS

Remote Blower (Mounted to Roof or External Wall)	VTR1FZ - 600 CFM
	VTR2FZ - 1000 CFM
Inline Blower (Mounted Between Kitchen and External Wall)	VT11FZ - 600 CFM
	VT12FZ - 1000 CFM
Integrated Blower (Mounted in Hood)	VTN2FZ - 1000 CFM

WARRANTY

Limited Warranty Parts And Labor	2 Year
----------------------------------	--------

*Transition to aluminum starting in Fall 2022

PH48GWS
27-INCH DEPTH WALL HOOD
(48-INCH WIDTH)
PROFESSIONAL® SERIES



FEATURES & BENEFITS

- 27" in depth, a perfect companion to Pro Grand® Professional Ranges
- ★ Equipped with the Thermador Connected Experience by Home Connect™
- Powerfully Quiet® system accepts integral, inline, and remote blowers
- Keep food warm until it's ready to be served with two independently controlled infrared heat lamps
- Beautiful illumination with multi-level, vivid LED lights

ACCESSORIES (OPTIONAL)

25 ft. Blower Connector Cable - EXTNCB25W
EXTNCB25W - For use with the following inline and remote blowers: VTR1FZ, VTR2FZ, VT11FZ, VT12FZ

Roofplates	
RFPLT600P - For use with 600 CFM remote blower VTR1FZ	
RFPLT1000P - For use with 1000 CFM remote blower VTR2FZ	
6" Tall Duct Cover, 48" Wide	DC486W
8' - 9' Ceiling Telescoping Duct Cover, 48" Wide	DC4889W
10' - 12' Ceiling Telescoping Duct Cover, 48" Wide	DC481012W

Built-In Remote Control Panel
REMCPW - Ability to vertically install on cabinetry or wall to control hood in a convenient location



★ THERMADOR EXCLUSIVE

Lot 89
Apr. 21, 23
Thermador.★

GENERAL PROPERTIES

Features	
Multi-Level LED Lights with Fading Transitions, Infrared Heat Lamps, Automatic Mode, Check Filter Reminder Light, Delay Shut-Off	
Operating Mode	Ducted
Number of Speed Settings	4-Stage
Motor Location	Blower (Sold Separately)
Number Of Lights	4
Bulb Type	LED
Light Lumens	100 – 150
Light Color	3500 – 4000 °K
Total Power Of The Lamps	4.8 W
Damper Included	Yes
Grease Filter Material	Aluminum*
Grease Filter Type	Commercial Style Baffle Filter
Home Connect™ (Wi-Fi Enabled)	Yes

TECHNICAL DETAILS

Watts	See Chart on Page 3
Current	See Chart on Page 3
Volts	120 V
Frequency	60 Hz
Plug Type	Fixed Connection

DIMENSIONS & WEIGHT

Overall Appliance Dimensions (Width Of Canopy Included) (HxWxD)	18" x 47 15/16" x 27"
Minimum Distance Above Gas / Electric Cooking Surface	30" / 30"
Diameter of Air Duct Top	10"
Diameter of Air Duct Back	10"
Net Weight	98 lbs

ACCESSORIES (REQUIRED)

Blower (Sold Separately)

BLOWER OPTIONS

Remote Blower (Mounted to Roof or External Wall)	VTR1FZ - 600 CFM
	VTR2FZ - 1000 CFM
Inline Blower (Mounted Between Kitchen and External Wall)	VT11FZ - 600 CFM
	VT12FZ - 1000 CFM
Integrated Blower (Mounted in Hood)	VTN2FZ - 1000 CFM

WARRANTY

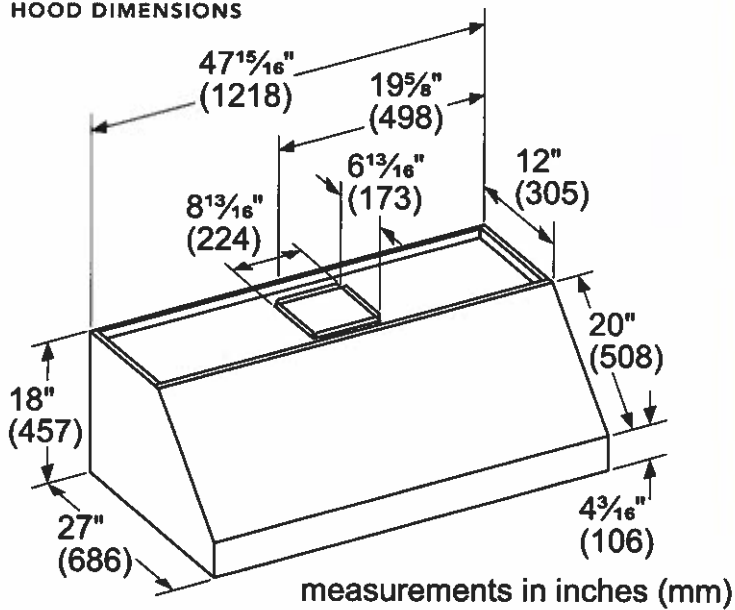
Limited Warranty Parts And Labor	2 Year
----------------------------------	--------

*Transition to aluminum starting in Fall 2022

PH48GWS
27-INCH DEPTH WALL HOOD
(48-INCH WIDTH)
PROFESSIONAL® SERIES



HOOD DIMENSIONS

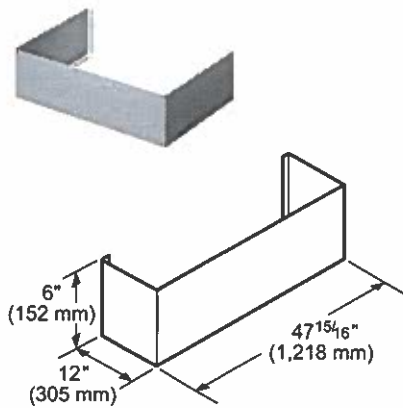


OPTIONAL ACCESSORIES


48" WIDE DUCT COVER

Stainless steel duct cover for wall hood applications

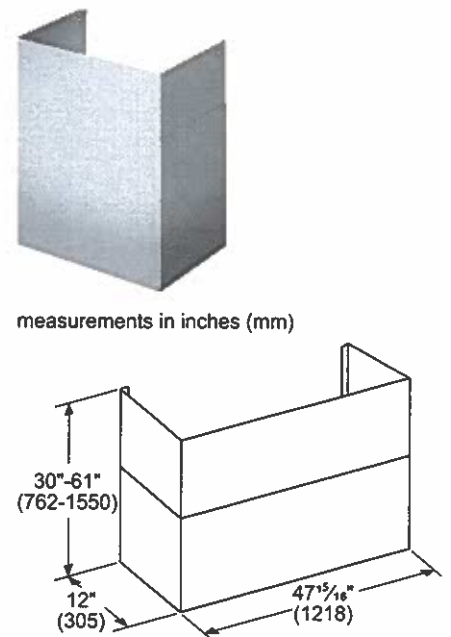
DC486W 6" TALL



DC4889W
TELESCOPING FOR 8'-9' CEILINGS



DC481012W
TELESCOPING FOR 10'-12' CEILINGS



REMOTE CONTROL PANEL REMCPW



Convenience at your fingertips: The remote control accessory offers the freedom to extend your hood controls to a more reachable spot

PH48GWS
27-INCH DEPTH WALL HOOD
(48-INCH WIDTH)
PROFESSIONAL® SERIES

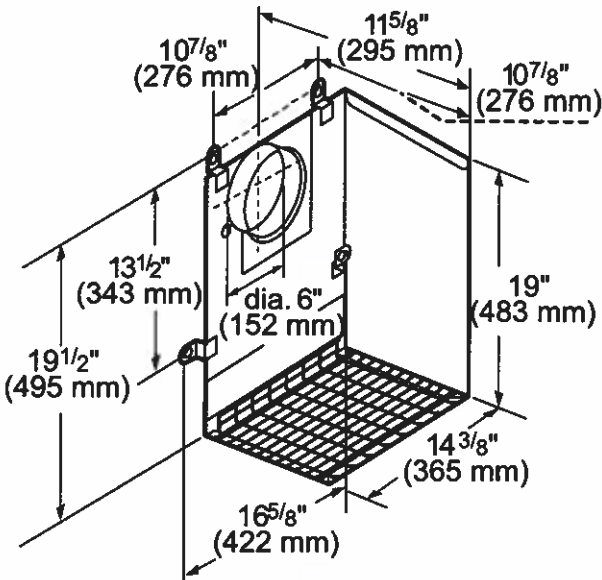


ELECTRIC LOAD (120V, 60HZ)

		Remote Blower		Inline Blower		Integrated Blower
		VTR1FZ	VTR2FZ	VTI1FZ	VTI2FZ	VTN2FZ
PH48GWS	Amps	11.7	16.3	11.7	16.3	14.7
	Watts	1,404	1,956	1,404	1,956	1,764

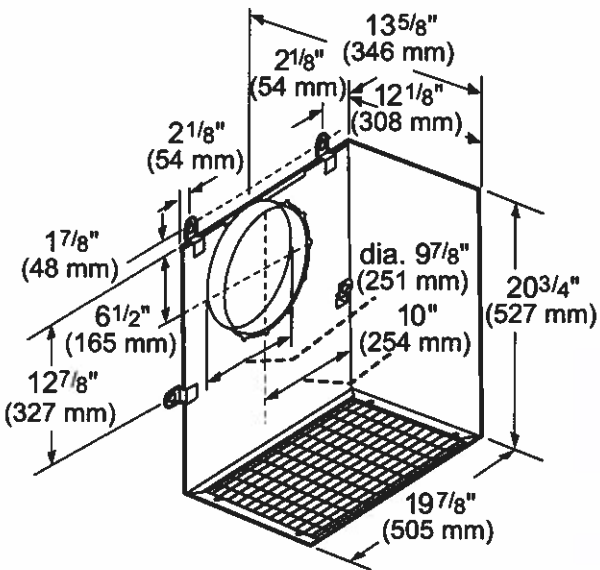
REMOTE BLOWERS (MOUNTED TO ROOF OR EXTERNAL WALL)

VTR1FZ-600 CFM



measurements in inches and mm

VTR2FZ-1000 CFM



measurements in inches and mm

20+89

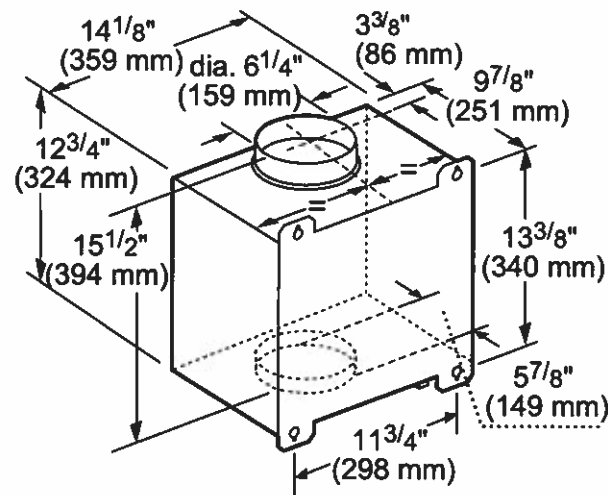
PH48GWS
27-INCH DEPTH WALL HOOD
(48-INCH WIDTH)
PROFESSIONAL® SERIES



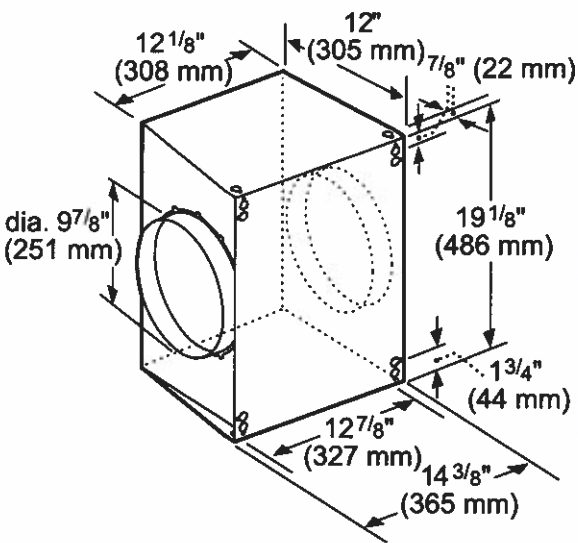
INLINE BLOWERS (MOUNTED BETWEEN KITCHEN AND EXTERNAL WALL)

VTI1FZ-600 CFM

VTI2FZ-1000 CFM



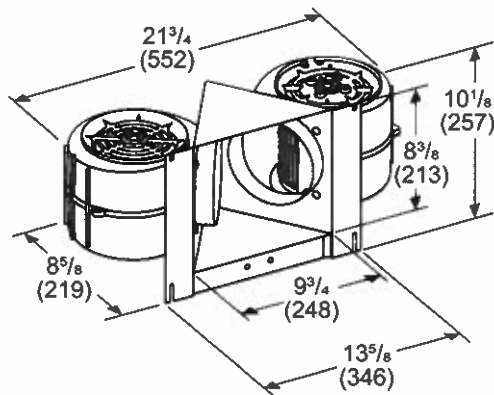
measurements in inches and mm



measurements in inches and mm

INTEGRATED BLOWERS (MOUNTED IN HOOD)

VTN2FZ-1000 CFM



Measurements in inches (mm)

HVI PERFORMANCE VALUES (CFM & SONES)

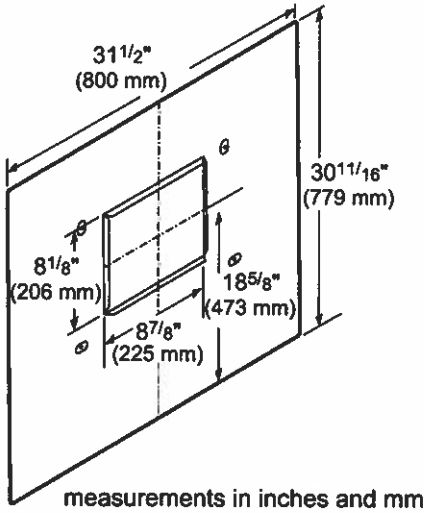
PH48GWS WITH BLOWER VTN2FZ								
Exhaust	Pressure (in. H ₂ O)		Amps (@ 0.1 SP)		CFM		Sones	
	High Speed	Working Speed	High Speed	Working Speed	High Speed	Working Speed	High Speed	Working Speed
Horizontal	0.1	0.016	7.14	3.31	990	390	15.0	3.0
Vertical	0.1	0.014	7.11	3.23	980	370	14.5	2.5

PH48GWS
27-INCH DEPTH WALL HOOD
(48-INCH WIDTH)
PROFESSIONAL® SERIES

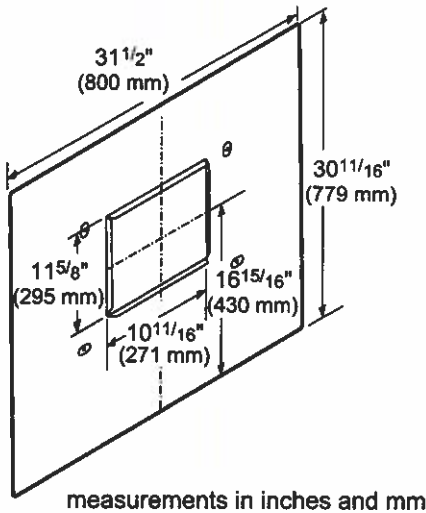


REMOTE BLOWER ACCESSORIES

ROOFPLATE-RFPLT600P



ROOFPLATE-RFPLT1000P



EXTNCB25W

For use with the following Inline and Remote Blowers: VTR1FZ, VTR2FZ, VT11FZ, VT12FZ

These warranties give you specific legal rights and you may have other rights that vary from state to state. Limited warranty from date of purchase. For complete warranty details, refer to your Use & Care manual, or ask your dealer.

Specifications are for planning purposes only. Refer to installation instructions and consult your countertop supplier prior to making counter opening. Consult with a heating and ventilation engineer for your specific ventilation requirements. For the most detailed information, refer to installation instructions accompanying product or write to Thermador indicating the model number. Specifications are correct at time of printing. Thermador reserves the right to change product specifications or design without notice. Some models are certified for use in Canada. Thermador is not responsible for products that are transported from the U.S. for use in Canada.

DWHD760CPR
SAPPHIRE® 7-PROGRAM DISHWASHER
CUSTOM PANEL

Lot 89 ~~DS~~ ~~NS~~
Apr. 21, 23
Thermador



Home Connect

Also Available In:

DWHD760CFP – Flat Stainless Steel Panel with Professional Series Handle

DWHD760CFM – Flat Stainless Steel Panel with Masterpiece® Series Handle

FEATURES & BENEFITS

- ★ **StarDry™** — No one dries better. Star Dry with Zeolite: the ultra-powerful program that dries dishes better so place settings, glassware, and even sturdy plastics and containers with hard-to-reach crevices are ready for use immediately after each cycle
- ★ **Sapphire Glow®** light illuminates with the sparkling blue light when the dishwasher is open
 - Time Remaining PowerBeam® shines the actual remaining time of the cycle on the floor
 - Adjustable Chef's Tool Drawer® delivers added loading capacity as well as flexibility to accommodate larger or smaller items, wider ends and utensil handles
 - Flexible folding tines fold down to accommodate larger pots, pans, and dishes and add flexibility to hold items twice as wide as previous models and significantly wider than competitor
 - Smooth-glide ball bearing wheels on upper and lower racks
 - Exceptionally Quiet — 44 dBA for a peaceful kitchen experience
 - Thermador connected experience by Home Connect® enables exclusive dishwasher features and appliance interaction through app, voice, smartwatch and more

GENERAL PROPERTIES

Number Of Wash Cycles	7
Number Of Options	6
NSF®-Certified* Sanitize Option	Yes
dBA	44 dBA
Third Rack	Adjustable Chef's Tool Drawer®
Rack Adjustability	Rackmatic 3-Stage
Tub Material	Stainless Steel
Control Type	Touch Control
Concealed Water Heating Element	Yes
Leak Protection System	24/7 AquaStop®
Water Softener	Yes
Five-Level Wash	Yes
Childlock	No
Home Connect® (Wi-Fi Enabled)	Yes

EFFICIENCY

Water Usage Per Cycle	3.5 g
Energy Efficiency Class	Tier 1
ENERGY STAR® Certified	No
Total Annual Energy Consumption	269 kWh
Total Annual Water Consumption	623.5 g

CAPACITY

Number Of Place Settings	16
--------------------------	----

TECHNICAL DETAILS

Watts	1,440 W
Current	12 A
Volts	120 V
Frequency	60 Hz
Power Cord Length	67"
Power Cord Install Length from Corner of Unit when Facing the Door	Left - 45" Right - 56"
Minimum Water Pressure	14 (lb/sin)
Max. Temperature for Water Intake	140° F
Length Inlet Hose	N/A
Length Outlet Hose	79"

DIMENSIONS & WEIGHT

Overall Appliance Dimensions (HxWxD)	33 7/8" x 23 9/16" x 23 1/16"
Required Cutout Size (HxWxD)	33 7/8" Min. x 24" Min. x 24"
Adjustable Feet	Yes
Net Weight	105 lbs

*Certification to NSF/ANSI Standard 184 for residential dishwashers

Hardwired

★ THERMADOR® EXCLUSIVE

DWHD760CPR
SAPPHIRE® 7-PROGRAM DISHWASHER
CUSTOM PANEL

Lot 87
Apr. 21, 23
Thermador



Also Available In:
DWHD760CFP – Flat Stainless Steel Panel with Professional Series Handle
DWHD760CFM – Flat Stainless Steel Panel with Masterpiece® Series Handle

FEATURES & BENEFITS

- ★ - StarDry™ — No one dries better. Star Dry with Zeolite: the ultra-powerful program that dries dishes better so place settings, glassware, and even sturdy plastics and containers with hard-to-reach crevices are ready for use immediately after each cycle
- ★ - Sapphire Glow® light illuminates with the sparkling blue light when the dishwasher is open
 - Time Remaining PowerBeam® shines the actual remaining time of the cycle on the floor
 - Adjustable Chef's Tool Drawer® delivers added loading capacity as well as flexibility to accommodate larger or smaller items, wider ends and utensil handles
 - Flexible folding tines fold down to accommodate larger pots, pans, and dishes and add flexibility to hold items twice as wide as previous models and significantly wider than competitor
 - Smooth-glide ball bearing wheels on upper and lower racks
 - Exceptionally Quiet — 44 dBA for a peaceful kitchen experience
 - Thermador connected experience by Home Connect® enables exclusive dishwasher features and appliance interaction through app, voice, smartwatch and more

GENERAL PROPERTIES	
Number Of Wash Cycles	7
Number Of Options	6
NSF®-Certified* Sanitize Option	Yes
dBA	44 dBA
Third Rack	Adjustable Chef's Tool Drawer®
Rack Adjustability	Rackmatic 3-Stage
Tub Material	Stainless Steel
Control Type	Touch Control
Concealed Water Heating Element	Yes
Leak Protection System	24/7 AquaStop®
Water Softener	Yes
Five-Level Wash	Yes
Childlock	No
Home Connect® (Wi-Fi Enabled)	Yes

EFFICIENCY	
Water Usage Per Cycle	3.5 g
Energy Efficiency Class	Tier 1
ENERGY STAR® Certified	No
Total Annual Energy Consumption	269 kWh
Total Annual Water Consumption	623.5 g

CAPACITY	
Number Of Place Settings	16

TECHNICAL DETAILS	
Watts	1,440 W
Current	12 A
Volts	120 V
Frequency	60 Hz
Power Cord Length	67"
Power Cord Install Length from Corner of Unit when Facing the Door	Left - 45" Right - 56"
Minimum Water Pressure	14 (lb/sin)
Max. Temperature for Water Intake	140° F
Length Inlet Hose	N/A
Length Outlet Hose	79"

DIMENSIONS & WEIGHT	
Overall Appliance Dimensions (HxWxD)	33 7/8" x 23 9/16" x 23 1/16"
Required Cutout Size (HxWxD)	33 7/8" Min. x 24" Min. x 24"
Adjustable Feet	Yes
Net Weight	105 lbs

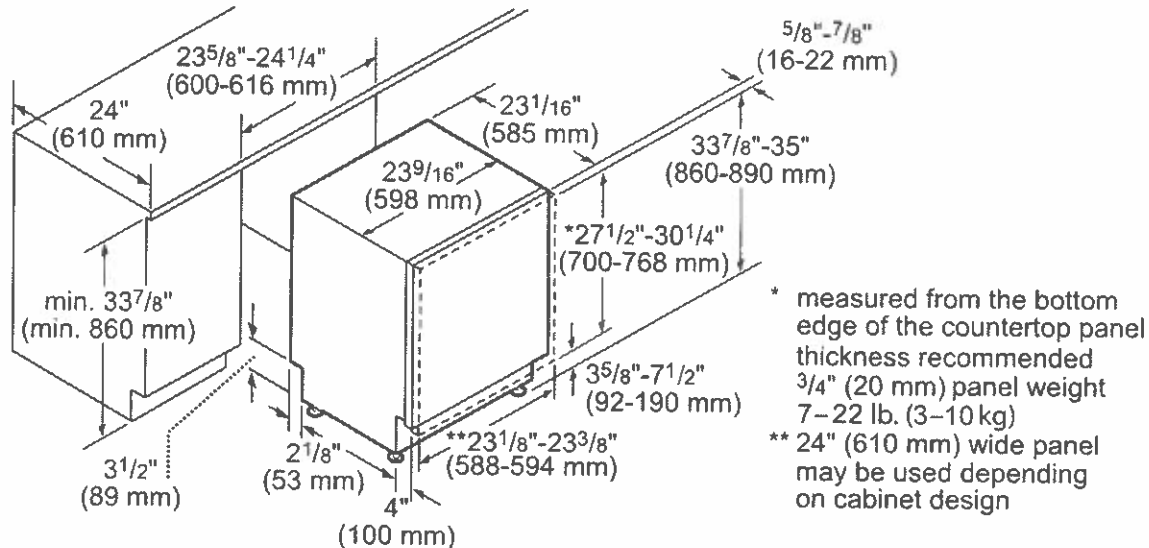
* Certification to NSF/ANSI Standard 184 for residential dishwashers

Hardwired

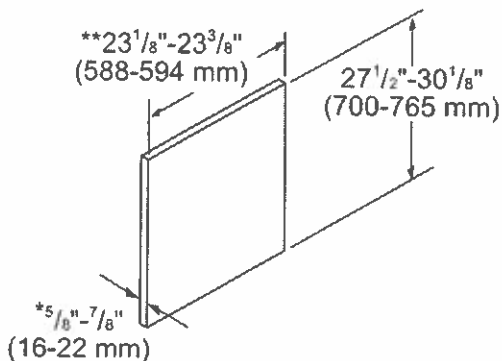
Thermador 

Limited Warranty, Entire Appliance, Parts and Labor	2 Year
Limited Warranty for Microprocessor or Printed Circuit Board; Parts Only	3rd to 5th Year
Limited Warranty for Racks (Does Not Include Rack Components); Parts Only	3rd to 5th Year
Limited Warranty for Rust-through On Inner Tub Liner; Parts Only	Lifetime

DISHWASHER & CUTOUT DIMENSIONS



measurements in inches and mm



- * thickness recommended 3/4" (20 mm),
panel weight 7–22 lb. (3–10 kg)
** 24" (610 mm) wide panel may be used
depending on cabinet design

measurements in inches and mm

ACCESSORIES (OPTIONAL)

Dishwasher Installation Kit (Junction Box, 90° Elbow and Water Supply Hose)	SMZ3IN1UC
Dishwasher Supply and Drainage Hose Extension 76 3/4"	SGZ1010UC
Junction Box	SMZPCJB1UC
Cabinet Protector with Power Cord Clip	SMZEPCC1UC
Water supply hose	SMZSH002UC
Dishwasher Accessory Kit**	SMZ5000
Fine Silverware Carafe	SMZ5002UC



**** Accessory Kit includes Extra-Tall-Item Sprinkler, Vase / Bottle Holder, 3 Plastic Item Clips and Small Item Basket**

Fine
Silverware
Carafe

These warranties give you specific legal rights and you may have other rights that vary from state to state. Limited warranty from date of delivery. For complete warranty details, refer to your Use & Care manual, or ask your dealer.

Specifications are for planning purposes only. Refer to installation instructions and consult your countertop supplier prior to making counter opening. Consult with a heating and ventilation engineer for your specific ventilation requirements. For the most detailed information, refer to installation instructions accompanying product or write to Thermador indicating the model number. Specifications are correct at time of printing. Thermador reserves the right to change product specifications or design without notice. Some models are certified for use in Canada. Thermador is not responsible for products that are transported from the U.S. for use in Canada.