



MICROWAVE  
24" BUILT-IN

FGMO226NU D/F



AVAILABLE COLORS



SIGNATURE FEATURES



Fits More™ Microwave

Extra-large microwave provides 2.2 cu. ft. of cooking space.



Sensor Cooking Options

Microwave automatically adjusts power levels and cooking times to cook a variety of items, effortlessly.



Over 30 Setting Options

Offers multiple settings to meet your cooking needs, including chicken nuggets and snacks.



One-Touch Options

Our microwaves feature easy-to-use one-touch buttons so you can cook baked potatoes, popcorn or even add 30 seconds with the touch of a button.

PRODUCT DIMENSIONS

Height	13-5/8"
Width	24-7/16"
Depth	19-5/8"

MORE EASY-TO-USE FEATURES

**Smudge-Proof™ Black Stainless Steel**  
Practical has never looked so stylish with Smudge-Proof™ Black Stainless Steel, a beautiful finish with an easy-to-clean fingerprint-resistant surface.

**Effortless™ Reheat**  
Reheat almost anything at the touch of a button.

**Built-In Trim Kit**  
Optional trim kit available in stainless and black stainless steel trim in 27" or 30" diameter.

RECEIVED  
AUG 11 2020

FEATURES

Control/Timing System	Ready-Select®
Exterior Door Finish	Smudge-Proof™ Stainless
Handle Design	Push Button
Microwave Capacity (Cu. Ft.)	2.2
Watts (IEC-705 Test Procedure)	1200
Interior Light	Yes
Interior Color	White
Turntable Diameter	16-1/2"
Control Lock	Yes
Clock	Yes
Touch Pad Buttons	25
Power Levels	High (1-9)

MICROWAVE CONTROL OPTIONS

Poppcorn Button	Yes
Baked Potato Button	Yes
Snack Button	Yes
Melt & Soften Options	2/2
Auto Reheat Options	4
Snack Menu Options	4
Auto Cook Options	4
Auto Defrost Options	3
Add 30-Seconds	Yes
Sensor Cooking Options	4
Vegetable Cook Sensor	Yes
User Preferences	Yes

POWER RATINGS

Frequency (MHz)	2,450
Watts @ 120 Volts	1200
Amps @ 120 Volts	14.2

OPTIONAL ACCESSORIES

30" Black Stainless Steel Trim Kit	PN# MWT/K30FGUD
27" Black Stainless Steel Trim Kit	PN# MWT/K27FGUD
30" Stainless Steel Trim Kit	PN# MWT/K30FGUF
27" Stainless Steel Trim Kit	PN# MWT/K27FGUF

SPECIFICATIONS

Oven Interior (HxWxD)	11-1/4" x 17-7/8" x 19-1/8"
Power Supply Connection Location	Right Rear Top
Voltage Rating	120V/60Hz/15A
Connected Load (kW Rating) @ 120 Volts	17
Minimum Circuit Required (Amps)	15
Plug Type (NEMA)	LCOI (5-15P)
Shipping Weight (Approx.)	49 Lbs.

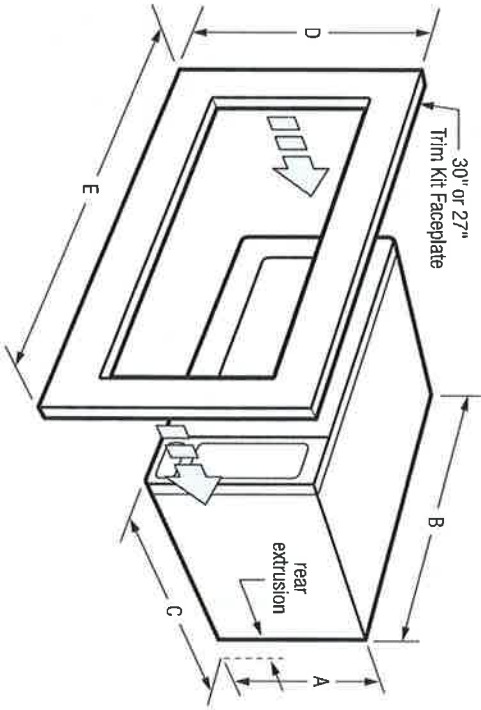
For use on adequately wired 120V dedicated circuit having 2-wire service with a separate ground wire. Appliances must be grounded for safe operation.

PRODUCT DIMENSIONS

A-Height	13-5/8"
B-Width	24-7/16"
C-Depth	19-5/8"
Depth with Door Open 90°	39"

CUTOUT DIMENSIONS

Height (Min.)	16-3/4"
Height (Max.)	17"
Width (Min.)	24-3/4"
Width (Max.)	25"
Depth (Min.)	20"



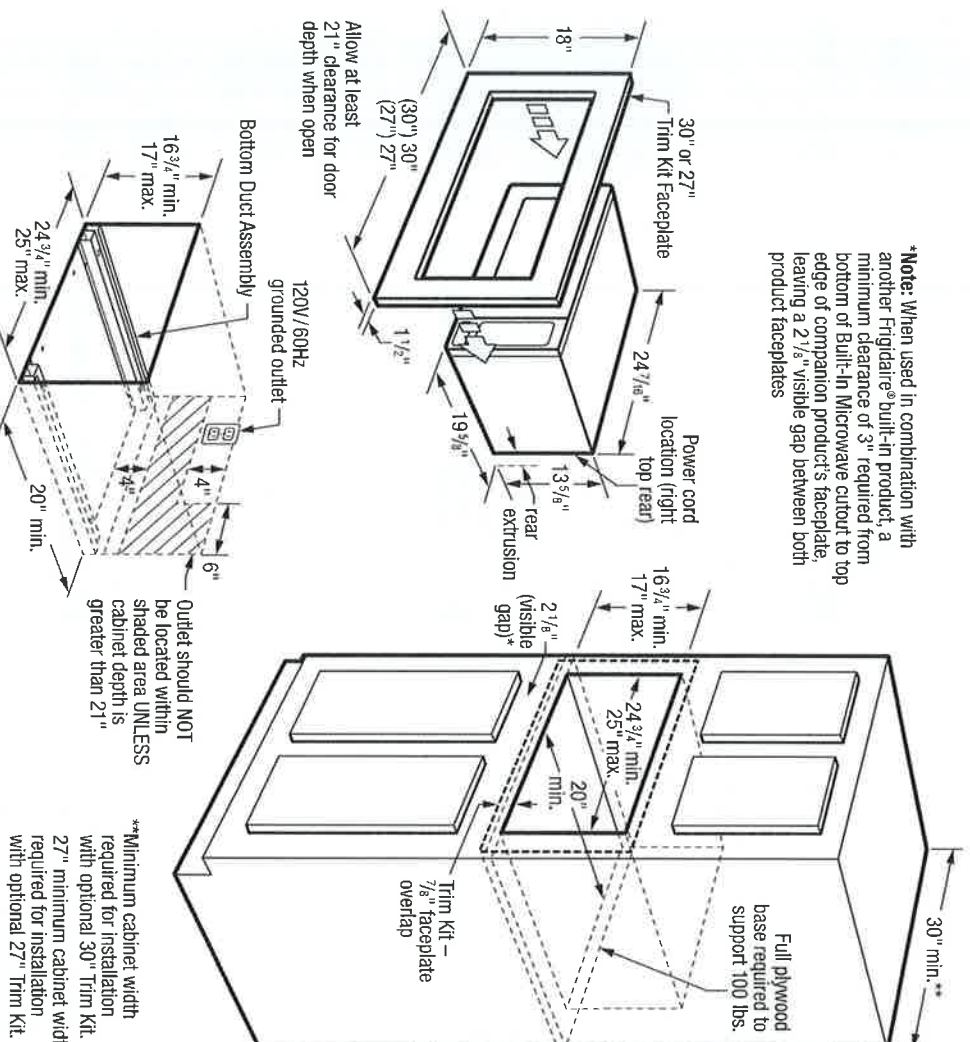
Note: For planning purposes only. Always consult local and national electric, gas and plumbing codes. Refer to Product Installation Guide for detailed installation instructions on the web at [frigidaire.com](http://frigidaire.com). Specifications subject to change. Accessories information available on the web at [frigidaire.com](http://frigidaire.com)

FRIGIDAIRE  
USA • 10200 David Taylor Drive • Charlotte, NC 28262 • 1-800-FRIGIDAIRE • [frigidaire.com](http://frigidaire.com)  
CANADA • 5855 Terry Fox Way • Mississauga, ON L5V 3E4 • 1-800-265-8352 • [frigidaire.ca](http://frigidaire.ca)

FGMO226NU 08/18  
© 2018 Electrolux Home Products, Inc.

RECEIVED  
AUG 11 2020

**\*Note:** When used in combination with another Frigidaire® built-in product, a minimum clearance of 3" required from bottom of Built-In Microwave cutout to top edge of companion product's faceplate, leaving a 2 1/8" visible gap between both product faceplates



## INSTALLATION SPECIFICATIONS

- Product Shipping Weight (Approx.) - 49 Lbs. (not incl. Trim Kit)
- Voltage Rating - 120V / 60 Hz /15 Amps
- Connected Load (kW Rating) @120 Volts = 1.7 kW  
(For use on adequately wired 120V, dedicated circuit having 2-wire service with a separate ground wire. Appliance must be grounded for safe operation.)
- Amps @ 120 Volts = 14.2 Amps
- Always consult local and national electric codes.
- Microwave can stand alone on countertop or be built in with optional 30" or 27" Trim Kit (ordered by individual part number) which includes Bottom Duct Assembly - shipped in separate box.
- Allow 21" minimum clearance for 90° door swing.
- Minimum 20" deep oven cutout dimension is critical for proper installation for oven and faceplate to fit flush against cabinet front.
- Consult local building code, in the event that cutout opening may be required to be enclosed with sides, ceiling and rear partition.
- Full oven base of solid plywood or similar material required, capable of supporting 100 Lbs.

- Base must be level and front of cabinet square for proper operation.
- Grounded outlet should NOT be located in shaded area, as indicated, UNLESS cabinet depth is greater than 21".
- Can NOT be installed above any gas wall oven.
- Built-In Microwave is approved to be used in combination with any Frigidaire® Electric Single Wall Oven and/or Warmer Drawer. (Refer to model-specific Combination Installation Specification pages on web.)
- When used in combination with another Frigidaire® built-in product, a minimum clearance of 3" required from bottom of Built-In Microwave cutout to top edge of companion product's faceplate, leaving a 2-1/8" visible gap between both product faceplates.

### OPTIONAL ACCESSORIES

- 30" Black Stainless Steel Trim Kit - (PN# MWTK30FGUD),
- 27" Black Stainless Steel Trim Kit - (PN# MWTK27FGUD),
- 30" Stainless Steel Trim Kit - (PN# MWTK30FGUF),
- 27" Stainless Steel Trim Kit - (PN# MWTK27FGUF).



### FRIGIDAIRE

USA • 10200 David Taylor Drive • Charlotte, NC 28262 • 1-800-FRIGIDAIRE • [frigidaire.com](http://frigidaire.com)  
CANADA • 5855 Terry Fox Way • Mississauga, ON L5V 3E4 • 1-800-265-8352 • [frigidaire.ca](http://frigidaire.ca)

FGMO226NU 08/18  
© 2018 Electrolux Home Products, Inc.

**Note:** For planning purposes only. Always consult local and national electric, gas and plumbing codes. Refer to Product Installation Guide for detailed installation instructions on the web at [frigidaire.com](http://frigidaire.com). Specifications subject to change. Accessories information available on the web at [frigidaire.com](http://frigidaire.com).

RECEIVED


AUG 11 2018

Lot 65

# Single Wall Oven

FPEW3077RF

30" Electric



## Signature Features




**PowerPlus® Convection**  
Powerful performance delivers consistent results. Evenly cooked dishes, every time, with PowerPlus® Convection Bake and Roast.



**PowerPlus® Temperature Probe**  
Ensures great results the first time. Set and monitor dish temperature with the PowerPlus® Temperature Probe.



**PowerPlus® No Preheat**  
Oven is ready in no time. Start baking immediately with PowerPlus® No Preheat!



**Smudge-Proof™**  
Resists fingerprints and cleans easily.

### Product Dimensions

Height	29"
Width	30"
Depth	24 3/4"

### More Easy-To-Use Features

#### Dual Timers

Set two timers when cooking dishes simultaneously.

#### 2-Hour Self-Clean

A powerful, quick clean for your oven in just 2 hours with PowerPlus® Self-Clean cycle.

#### Convection Conversion

Automatically converts the convection oven to the ideal cooking time for evenly cooked dishes.

#### PowerGlide™ Rack

Access warm dishes from your oven with ease — rack glides in and out of the oven smoothly.

Sabbath Mode (Star-K® Certified)

Available in:

Stainless  
(P)

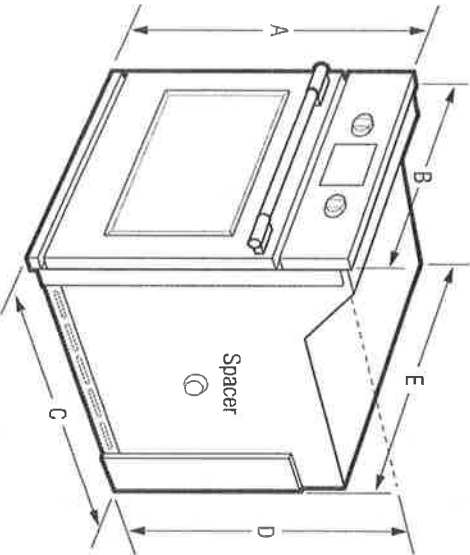
*Applies to baking foods on one rack with a cook time of 10 minutes or longer.*

RECEIVED

AUG 11 2020

Features	
Oven Control/Timing System	PrecisionPro™ Controls
Window	Extra-Large
Exterior Door Finish	Smudge-Proof™ Stainless Steel
Handle Design	Stainless Steel
Oven Cleaning System	Self-Clean
Oven Controls	
Bake/Broil	Yes/Variable (400 - 550 °F)
Convection Conversion	Yes
Convection Bake/Broil/Roast	Yes/No/Yes
Oven Preheat	PowerPlus® No Preheat
PowerPlus® Temperature Probe	Yes
Keep Warm	Yes
Self-Clean/Clean Options	Yes/2, 3, 4 Hours
Delay Clean	Yes
Kitchen Timer	Yes
Control Lock	Yes
Auto Oven Shut-Off	Yes
Oven Lock-Out	Yes
Oven Features	
Capacity (Cu. Ft.)	5.1
Convection System	PowerPlus® Convection
Oven Light	2 Halogen
Hidden Bake Element	Yes
Rack Configuration	1 Glide, 1 Handle, 1 Offset Rack
Baking System	Even Baking Technology
Broiling System	PowerPlus® Broil
Bake/Broil Element (Watts)	2,200/4,000
Optional Accessories	
10'-Long Armored Power Cable	PN# 903056-9010
Certifications	
A.D.A. Compliant†	Yes
Sabbath Mode (Star-K® Certified)	Yes
Specifications	
Oven Interior (H x W x D.)	18-5/8" x 24-1/8" x 19-1/2"
Power Supply Connection Location	Left Bottom Rear
Voltage Rating	240V/208V/60Hz
Connected Load (kW Rating) @ 240/208 Volts*	4.5/3.7
Amps @ 240/208 Volts	18.8/17.9
Minimum Circuit Required (Amps)	20
Approved for Under-Counter Installation	Yes
Shipping Weight (Approx.)	146 Lbs.

*\*When properly installed, this model is A.D.A.-qualified based on the United States Access Board's 2010 A.D.A. Accessibility Guidelines and the Department of Justice's 2010 A.D.A. Standards for Accessible Design. †Single phase 3- or 4-wire cable, 120/240 or 120/208 Volt, 60 Hertz AC only electrical supply with ground required on separate circuit fused on both sides of line.*



NOTE: For planning purposes only. Always consult local and national electric codes. Refer to Product Installation Guide for detailed installation instructions on the web at [frigidaire.com](http://frigidaire.com).



Product Dimensions	
A-Height	29"
B-Width	30"
C-Depth	24-3/4"
D-Height (Wrapper)	26-11/16"
E-Width (Wrapper)	28-1/4"
Depth with Door Open 90°	45-3/4"

Cutout Dimensions	
Height (Min.)/(Max.)	26-3/4"/28"
Width (Min.)/(Max.)	28-1/2"/29"
Depth (Min.)	24"

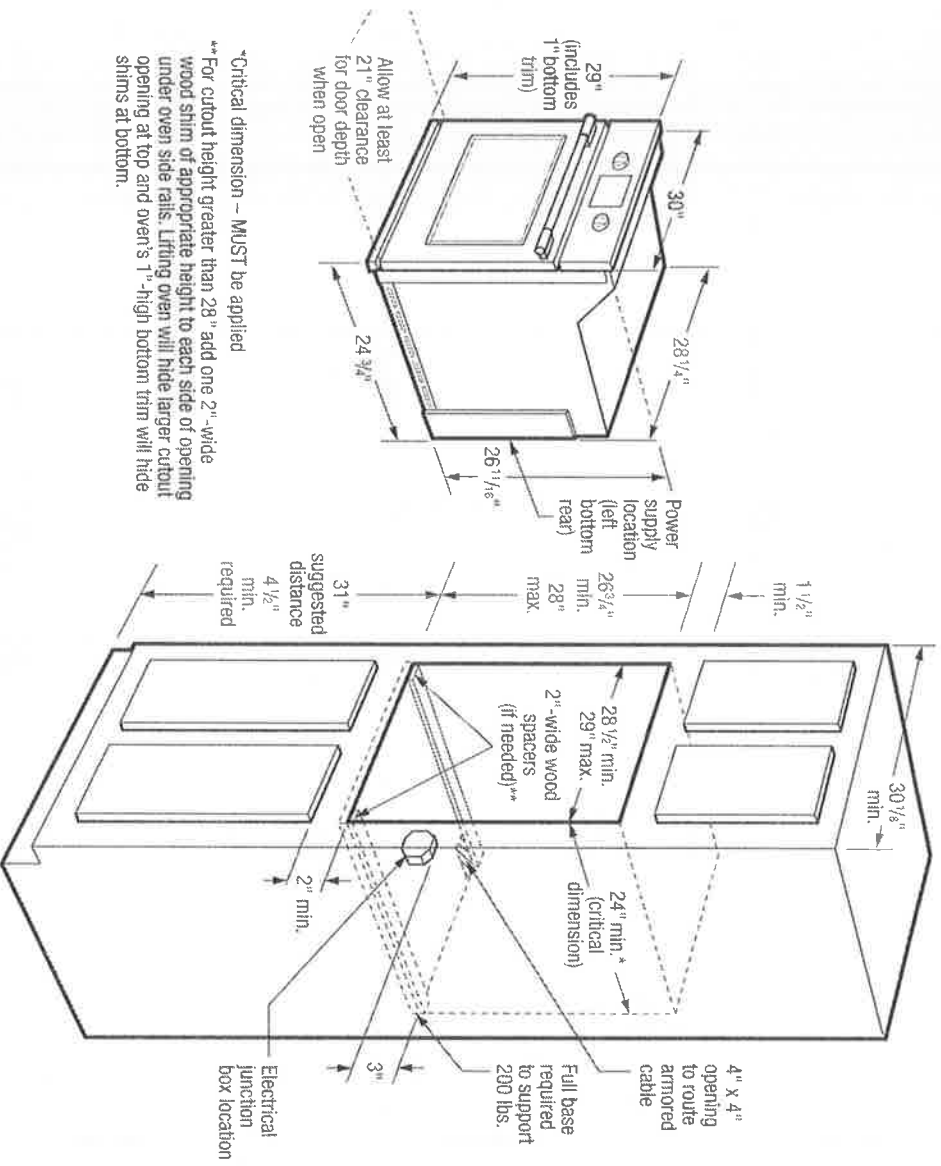
**FRIGIDAIRE**  
USA • 10200 David Taylor Drive • Charlotte, NC 28262 • 1-800-FRIGIDAIRE • [frigidaire.com](http://frigidaire.com)  
CANADA • 5855 Terry Fox Way • Mississauga, ON L5V 3E4 • 1-800-265-8352 • [frigidaire.ca](http://frigidaire.ca)  
FPEW3077R 12/16

© 2016 Electrolux Home Products, Inc.

Accessories information available  
on the web at [frigidaire.com](http://frigidaire.com)

Specifications  
subject to change

RECEIVED  
AUG 11 2020



**\*\*Critical dimension – MUST be applied**  
For cutout height greater than 28" add one 2"-wide wood shim of appropriate height to each side of opening under oven side rails. Lifting oven will hide larger cutout opening at top and oven's 1"-high bottom trim will hide shims at bottom.

### Single Wall Oven Specifications

- Product Shipping Weight (approx.) – 146 Lbs.
- Single phase 3- or 4-wire cable, 120/240 or 120/208 Volt, 60 Hertz AC only electrical supply with ground required on separate circuit fused on both sides of line.
- Connected Load (kW Rating) @ 240/208 Volts = 4.5/3.7kW
- Amps @ 240/208 Volts = 18.8/17.9 Amps
- Recommended Circuit Breaker – 20 Amps
- Always consult local and national electric codes.
- Minimum 21" clearance for oven door depth when open.
- Suggested distance from floor is 31". Minimum required distance is 4-1/2"
- Minimum 24" deep cutout dimension is critical for proper installation, to ensure that oven's faceplate will fit flush against cabinet front.
- To adapt oven to fit cutout height greater than 28", add one 2"-wide wood shim of appropriate height to each side of opening under oven side rails. Lifting oven will hide larger cutout opening at top and oven's 1"-high bottom trim will hide shims at bottom. (Standard 1"-High Bottom Trim included.)

- Full oven base of solid plywood or similar material required, capable of supporting 200 Lbs.
- Base must be level and cabinet front must be square.
- Single Wall Oven is NOT approved to be used in stackable or side-by-side installation.
- Single Wall Oven is approved to be used alone in under-counter installation or beneath any approved Frigidaire® gas or electric cooktop. (Refer to Gas or Electric Cooktop Installation Over 30" / 27" Electric Single Wall Oven Specifications pages on web.)
- Single Wall Oven is approved to be used in combination with any Frigidaire® Warmer Drawer. (Refer to model-specific Warmer Drawer product page for Combination Installation Specifications.)
- Single Wall Oven is approved to be used in combination with any Frigidaire® Built-In Microwave Oven.

**Note: For planning purposes only. Refer to Product Installation Guide on the web at [frigidaire.com](http://frigidaire.com) for detailed instructions.**

### Optional Accessories

- 10'-Long Armored Power Cable - (PN # 903056-9010).

### FRIGIDAIRE

USA • 10200 David Taylor Drive • Charlotte, NC 28262 • 1-800-FRIGIDAIRE • [frigidaire.com](http://frigidaire.com)  
CANADA • 5855 Terry Fox Way • Mississauga, ON L5V 3E4 • 1-800-265-8352 • [frigidaire.ca](http://frigidaire.ca)  
FPEW3077RF 12/16

Accessories information available  
on the web at [frigidaire.com](http://frigidaire.com)



Specifications  
subject to change.

RECEIVED  
AUG 11 2020