


FPMO3077TF

Kot96

Smudge-Proof
Stainless Steel




AVAILABLE COLORS



Stainless

SIGNATURE FEATURES



PowerPlus™ 2-in-1 Convection
Oven or Microwave

Get the great-tasting results of a conventional convection oven combined with the speed of microwave technology with the PowerPlus™ 2-in-1 Convection Microwave Oven.



PowerSense™ Cooking Technology

Results you can trust. PowerSense™ Cooking Technology automatically senses ideal time and power levels.



Smudge-Proof™ Stainless Steel

Resists fingerprints and cleans easily.



PowerSense™ Auto Defrost

Take the guesswork out of defrosting meat, poultry or fish with PowerSense™ Auto Defrost.

MICROWAVE

30" BUILT-IN WITH CONVECTION

PRODUCT DIMENSIONS

Height	19"
Width	29-13/16"
Depth	23"

MORE EASY-TO-USE FEATURES

PowerSense™ Broil & Grill

Grill fresh or frozen pizza at the touch of a button.

PowerBright™ LED Lighting

See the power. See the results in action. LED interior microwave light stays on while your dish cooks.

Keep Warm

Consistently keep your dishes warm, for up to 90 minutes, until everything and everyone is ready.

Drop-Down Door

Faster, easier access to what you are cooking with Drop-Down Door configuration.

Adjustable Timer

Now you can adjust the cooking time of your dish while it's cooking. The adjustable timer allows you to add 30 seconds on the timer.

RECEIVED

SEP 14 2020

FEATURES

Control/Timing System	Pic-Select®
Exterior Door Finish	Smudge-Proof™ Stainless Steel
Handle Design	Stainless Steel
Microwave Capacity (Cu Ft.)	1.6
PowerPlus® Connection	Yes
Watts (IFC-705 Test Procedure)	1100W
Interior LED Light	Yes
Interior Color	Stainless Steel
Rottable Diameter	14-2/16"
Control Lock	Yes
Clock	Yes
Touch Pad Buttons	28
Power Levels	High (1-9)
Accessory Metal Rack	Yes

MICROWAVE CONTROL OPTIONS

On/Off Button	Yes
Sensor Cook Button	Yes
Sensor Reheat Button	Yes
Broil/Grill	Yes
Steam/Warm	Yes
Vel. & Solite® Options	4
Auto Defrost Options	3
Multi-Stage Cooking Option	Yes
Auto Warm	Yes
Add 30 Seconds	Yes
Sensor Cooking Options	5
Sensor Reheat Options	5
Vegetable Cook Sensor	Yes
User Timers/Icons	Yes
Adjustable Timer	Yes

POWER RATINGS

Frequency (MHz)	2.450
Watts @ 120 Volts	1750
Amps @ 120 Volts	15.5

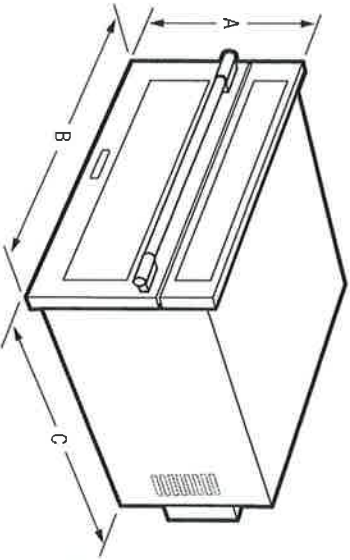
SPECIFICATIONS

Oven Interior (HxWxD)	9-27/32" x 16-1/2" x 16-1/2"
Power Supply Connection Location	Right Top Rear
Voltage Rating	120V/60Hz/20A
Connects Loop (kW Rating) @ 120 Volts	1/5
Minimum Circuit Required (Amps)	20
Plug Type (NEVA)	LCOI (5-20P)
Shipping Weight (Approx.)	100 Lbs

For use on adequately wired 120V dedicated circuit having 3-wire service with a separate ground wire. Appliance must be grounded for safe operation.

PRODUCT DIMENSIONS

A-Height	19"
B-Width	29-13/16"
C-Depth	23"
CUTOUT DIMENSIONS	
Height (Min - Max)	17-5/4" - 19"
Width (Min - Max)	28" - 28-3/8"
Depth (Min)	22"



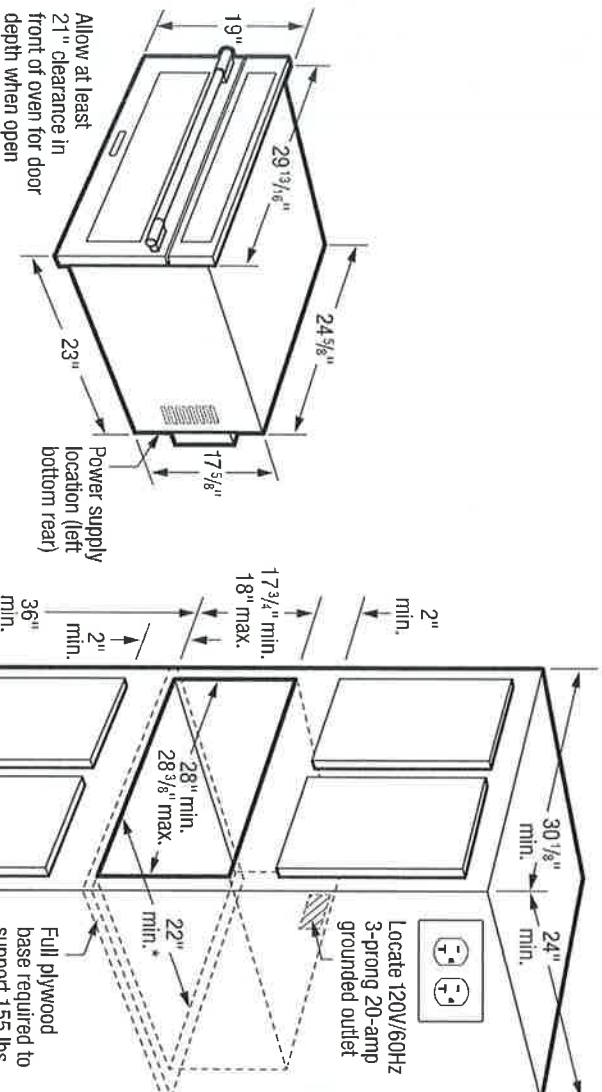
Note: For planning purposes only. Always consult local and national electric, gas and plumbing codes. Refer to Product Installation Guide for detailed installation instructions on the web at frigidaire.com / frigidaire.ca. Specifications subject to change. Accessories information available on the web at frigidaire.com / frigidaire.ca

FRIGIDAIRE
USA • 10200 David Taylor Drive • Charlotte, NC 28262 • 1-800-FRIGIDAIRE • frigidaire.com
CANADA • 5855 Terry Fox Way • Mississauga, ON L5V 3E4 • 1-800-265-8352 • frigidaire.ca

©2017 Electrolux Home Products, Inc.

FPMO3077T 10/18

RECEIVED
SEP 14 2020



***Note:** Cutout depth is critical to proper installation. Verify required cutout-depth dimension to ensure that oven trim fits flush against cabinet face to reduce convection oven noise.

INSTALLATION SPECIFICATIONS

- Product Shipping Weight (Approx.) – 100 Lbs.
- Voltage Rating – 120V/60 Hz/20 Amps
- Connected Load (kW Rating) @ 120 Volts = 1.75 kW
(For use on adequately wired 120V, dedicated circuit having 2-wire service with a separate ground wire. Appliance must be grounded for safe operation.)
- Amps @ 120 Volts = 20 Amps
- Always consult local and national electric codes.
- Microwave can stand alone on countertop or be built in with optional 30" or 27" Trim Kit (ordered by individual part number) which includes Bottom Duct Assembly – shipped in separate box.
- Allow 21" minimum clearance for 90° door swing.
- Minimum 22" deep oven cutout dimension is critical for proper installation for oven and faceplate to fit flush against cabinet front.

- Consult local building code, in the event that cutout opening may be required to be enclosed with sides, ceiling and rear partition.
- Full oven base of solid plywood or similar material required, capable of supporting 155 Lbs.
- Base must be level and front of cabinet square for proper operation.
- Can NOT be installed above any gas wall oven.
- Built-in Microwave is approved to be used in combination with any Frigidaire® Electric Single Wall Oven and/or Warmer Drawer. (Refer to model-specific Combination Installation Specification pages on web.)
- When used in combination with another Frigidaire® built-in product, a minimum clearance of 2" is required from the bottom of the microwave cutout to the top edge of the companion product's faceplate. Please refer to companion product's installation instructions for cutout dimensions.



FRIGIDAIRE


USA • 10200 David Taylor Drive • Charlotte, NC 28262 • 1-800-FRIGIDAIRE • frigidaire.com
CANADA • 5855 Terry Fox Way • Mississauga, ON L5V 3E4 • 1-800-265-8352 • frigidaire.ca

Note: For planning purposes only. Always consult local and national electric, gas and plumbing codes. Refer to Product Installation Guide for detailed installation instructions on the web at frigidaire.com / frigidaire.ca. Specifications subject to change. Accessories information available on the web at frigidaire.com / frigidaire.ca

FPMO3077T 10/18
© 2017 Electrolux Home Products, Inc.

RECEIVED

SEP 14 2020

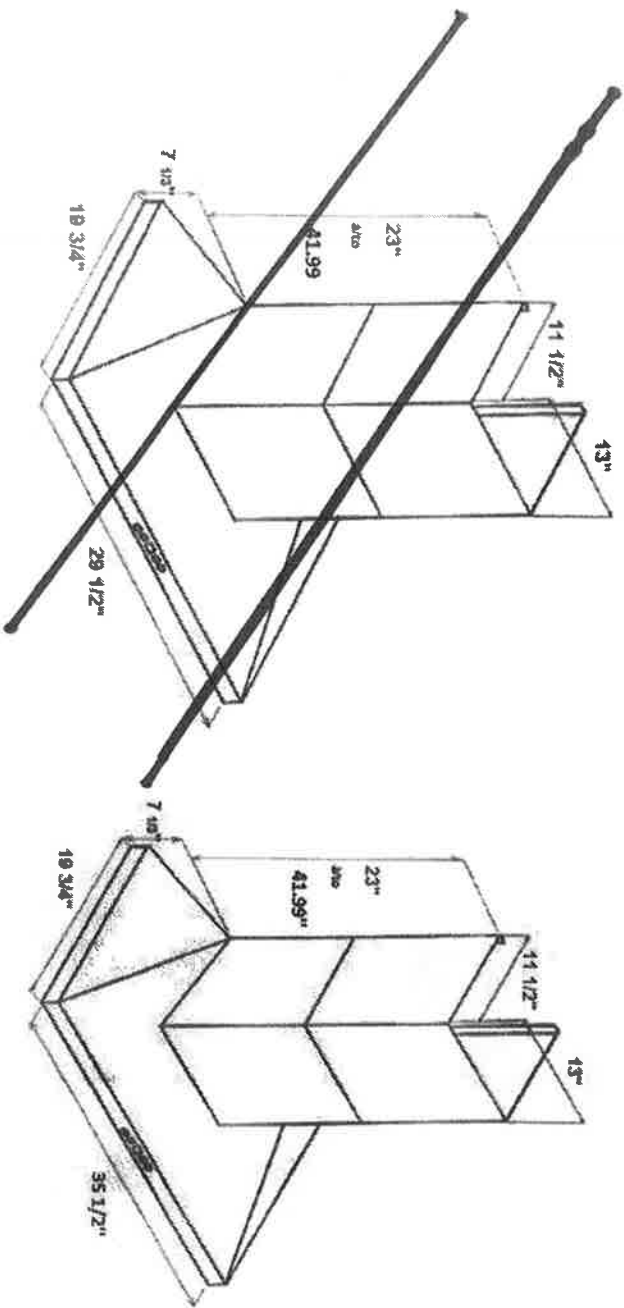


Model		AVN-308CS
Control		Soft touch with LED display
Lighting		2 bulbs, 3W LED (bulbs included)
Blower type		860 CFM, 6-Speed
Blower performance		Speed 1, 0.7 sones Speed 6, 6.5 sones
Filter type		2 Stainless steel baffle filters (included)
Duct transition		6" Round (Top)
Ducting		Ducted
Stainless steel grade		201
Electrical requirements		120V / 60Hz / 2.7 Amps
Dimensions		29 1/2" (W) x 19 3/4" (D) x 7 1/3" (H)
1-year Warranty		Warranty Parts and labour, in-home service

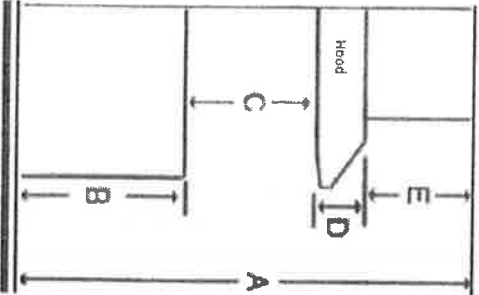
The information contained herein is based on sources that we believe to be reliable, but is not guaranteed by us, may be incomplete or may change without notice

RECEIVED
SEP 14 2020

Dimensions



Installation



A	Floor to ceiling height	variable
B	Floor to counter top height (standard)	36"
C	Recommended height between cooking surface and bottom of the hood	28" to 30"
D	Hood height	7 1/3'
E	Chimney height	19" to 41.99"

Duct transition

Top 6" round



The information contained herein is based on sources that we believe to be reliable, but is not guaranteed by us, may be incomplete and/or may change without notice.

Need technical support? 1(888) 651-2534

RECEIVED
SEP 14 2020

Single Wall Oven

FPEW3077RF

30" Electric



Product Dimensions

Height	29"
Width	30"
Depth	24-3/4"

More Easy-To-Use Features

Dual Timers

Set two timers when cooking dishes simultaneously.

2-Hour Self-Clean

A powerful, quick clean for your oven in just 2 hours with PowerPlus® Self-Clean cycle.

Convection Conversion

Automatically converts the convection oven to the ideal cooking time for evenly cooked dishes.

PowerGlide™ Rack

Access warm dishes from your oven with ease — rack glides in and out of the oven smoothly.

Sabbath Mode (Star-K® Certified)

Available in:



Stainless
(P)

**Applies to baking foods on one rack with a cook time of 10 minutes or longer.*

Signature Features



PowerPlus® Dual-Fan Convection

Powerful performance delivers consistent results. Evenly cooked dishes, every time, with PowerPlus® Convection Bake and Roast.



PowerPlus® Temperature Probe

Ensures great results the first time. Set and monitor dish temperature with the PowerPlus® Temperature Probe.



PowerPlus® No Preheat

Oven is ready in no time. Start baking immediately with PowerPlus® No Preheat!



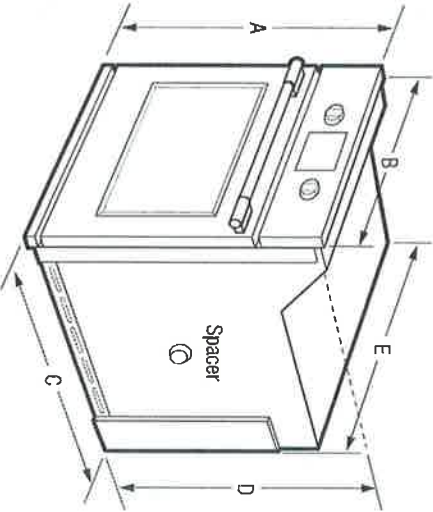
Smudge-Proof™

Resists fingerprints and cleans easily.

RECEIVED
SEP 14 2020

Features	
Oven Control/Timing System	PrecisionPro™ Controls
Window	Extra-Large
Exterior Door Finish	Smudge-Proof™ Stainless Steel
Handle Design	Stainless Steel
Oven Cleaning System	Self-Clean
Oven Controls	
Bake/Broil	Yes/Variable (400 - 550 °F)
Convection Conversion	Yes
Convection Bake/Broil/Roast	Yes/No/Yes
Oven Preheat	PowerPlus® No Preheat
PowerPlus® Temperature Probe	Yes
Keep Warm	Yes
Self-Clean/Clean Options	Yes/2, 3, 4 Hours
Delay Clean	Yes
Kitchen Timer	Yes
Control Lock	Yes
Auto Oven Shut-Off	Yes
Oven Lock-Out	Yes
Oven Features	
Capacity (Cu.Ft.)	5.1
Convection System	PowerPlus® Dual-Fan Convection
Oven Light	2 Halogen
Hidden Bake Element	Yes
Rack Configuration	1 Glide, 1 Handle, 1 Offset Rack
Baking System	Even Baking Technology
Broiling System	PowerPlus® Broil
Bake/Broil Element (Watts)	2,200 / 4,000
Optional Accessories	
10'-Long Armoured Power Cable	PN# 903056-9010
Certifications	
Sabbath Mode (Star-K® Certified)	Yes
Specifications	
Oven Interior (H x W x D)	18-5/8" x 24-1/8" x 19-1/2"
Power Supply Connection Location	Left Bottom Rear
Voltage Rating	240V / 208V / 60Hz
Connected Load (kW Rating) @ 240/208 Volts	4.5/3.7
Amps @ 240/208 Volts	19.6/17.9
Minimum Circuit Required (Amps)	20
Approved for Under-Counter Installation	Yes
Shipping Weight (Approx.)	146 Lbs.

Single phase 3-, or 4-wire cable, 120/240 or 120/208 volt, 60 Hertz AC unit; electrical supply with grounding required on separate circuit fused on both sides of line.



NOTE: For planning purposes only. Always consult local and national electric codes. Refer to Product Installation guide for detailed installation instructions on the web at frigidaire.ca.



Product Dimensions	
A - Height	29"
B - Width	30"
C - Depth	24-3/4"
D - Height (Wrapper)	26-11/16"
E - Width (Wrapper)	28-1/4"
Depth with Door Open 90°	45-3/4"

Cutout Dimensions	
Height (Min.) / (Max.)	26-3/4" / 29"
Width (Min.) / (Max.)	28-1/2" / 29"
Depth (Min.)	23-1/2"

Accessories information available on the web at frigidaire.ca

FRIGIDAIRE
CANADA • 5855 Terry Fox Way • Mississauga, ON L5V 3E4 • 1-800-265-8352 • frigidaire.ca
FPEW3077R 11/15

© 2015 Electrolux Major Appliances, NA


Specifications subject to change. Printed in Canada

RECEIVED
SEP 14 2020

Built-In Cooktop

FPGC3077RS

30" Gas



Product Dimensions


Width	30"
Depth	21-3/4"
Height	4-1/4"

Available in:

Stainless
(S)

Burners	BTU
Right Front	12,000
Right Rear	750 - 5,000
Left Front	9,500
Left Rear	9,500
Center	18,200


Signature Features



PowerPlus® Burner
Boil, sear, and sauté with power. The PowerPlus® Burner delivers strong performance every time with 18,200 BTU.



Durable, Continuous Grates
Cook a variety of dishes at the same time with ease. Our durable, continuous cast-iron grates allow you to slide a variety of heavy pots and pans across burners. Plus, they're dishwasher-safe so you can clean with ease.



PrecisionPro Controls™
Prepare a range of dishes with precision, whether you're simmering, sautéing, searing or boiling.



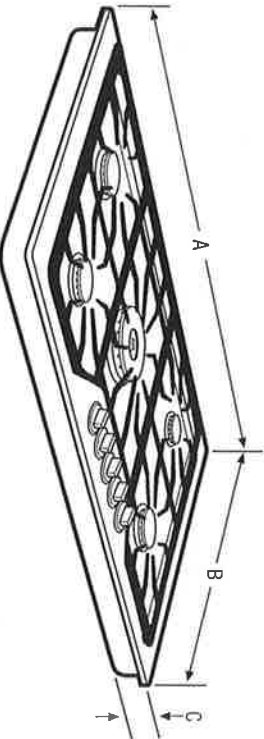
Stainless Steel Cooktop
The entire cooktop surface is stainless steel to blend with the other appliances in your kitchen.

RECEIVED
SEP 14 2020

Features	
Controls	PrecisionPro™
Surface Type	Stainless Steel Recessed
Sealed Gas Burners	Yes
Grates	Continuous Cast Iron w/Black Matte Finish
Right Front Burner (BTU)	12,000
Right Rear Burner (BTU)	750 to 5,000
Left Front Burner (BTU)	9,500
Left Rear Burner (BTU)	9,500
Control Location	Center Front
Knob Color	Stainless
Knob Type	Cast Metal
Optional Accessories	
Griddle	Included
Certifications	
A.D.A. Compliant†	Yes
Specifications	
Power Supply Connection Location	Right Rear
Gas Supply Connection Location	Right Rear
LP Gas Conversion Kit	Included
Voltage Rating	120V / 60 Hz / 15A
Amps @ 120 Volts	10
Minimum Circuit Required (Amps)	15
Approved for Electric Single Wall Oven Combination Installation‡	Yes
Shipping Weight (Approx.)	35 Lbs.

When properly installed, this model is A.D.A. -qualified based on the United States Access Board's A.D.A./A.B.A. Accessibility Guidelines and the Department of Justice's 2010 A.D.A. Standards for Accessible Design for use on adequately wired 120V dedicated circuit having 2-wire for safe operation.

†Cooktops are approved for installation above any of our Electric Single Wall Ovens.



NOTE: For planning purposes only. Always consult local and national electric and gas codes. Refer to Product Installation Guide for detailed installation instructions on the web at frigidaire.com.



Product Dimensions		Cutout Dimensions	
A - Width	30"	Width (Min.) / (Max.)	28-1/4" / 28-5/8"
B - Depth	21-3/4"	Depth (Min.) / (Max.)	19-3/8" / 19-3/4"
C - Height	4-1/4"	Height	8"

Granite Countertop
Installation Kit available.

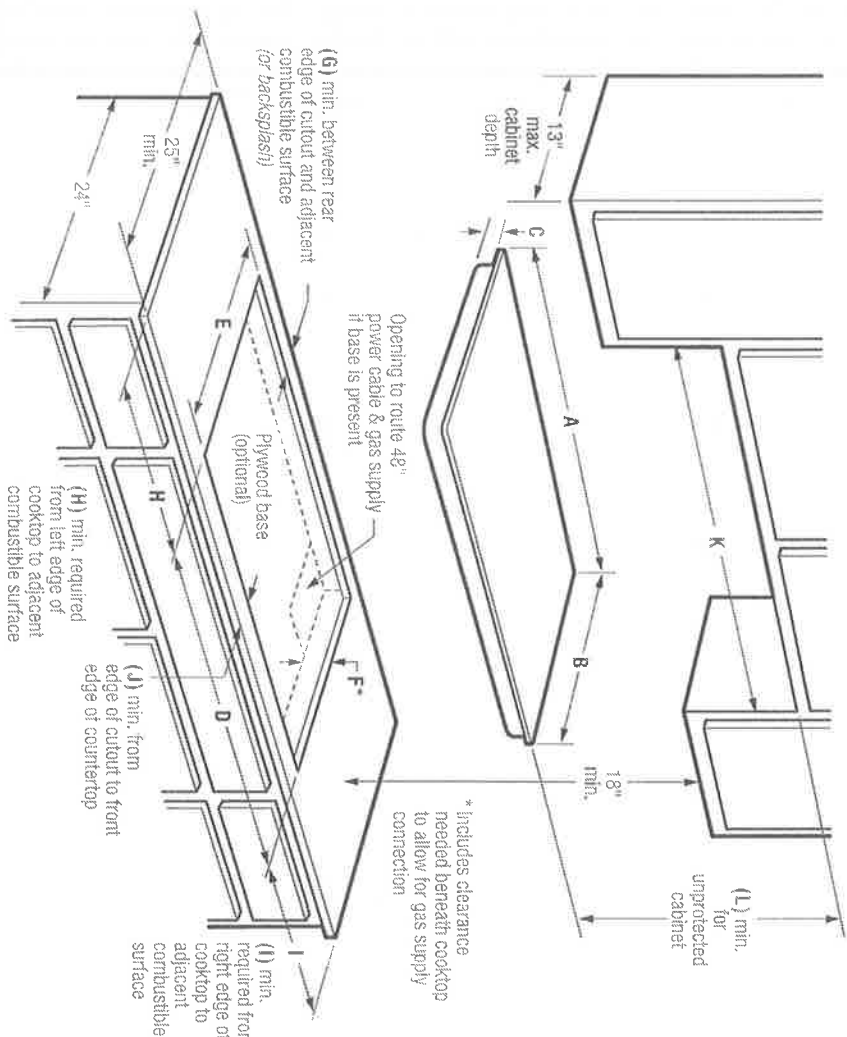
FRIGIDAIRE
USA • 10200 David Taylor Drive • Charlotte, NC 28262 • 1-800-FRIGIDAIRE • frigidaire.com
CANADA • 5855 Terry Fox Way • Mississauga, ON L5V 3E4 • 1-800-265-8352 • frigidaire.ca
FPGC3077R 06/15

© 2015 Electrolux Home Products, Inc.

Accessories information available
on the web at frigidaire.com

Specifications
subject to change.

RECEIVED
SEP 14 2020



Product Dimensions			Required Clearances			
A - Width	B - Depth	C - Height	G (min.)	H (min.)	I (min.)	J (min.)
30"	21-3/4"	4-1/4"	2"	12"	12"	2-1/4"
Product Cutout Dimensions			K - Cabinet Opening Width (min.)	L - For Unprotected Cabinet (min.)	Utility Connection Locations	
D - Width (min. - max.)	E - Depth (min. - max.)	F - Height (min.)*	30"	34"	Power Supply	Gas Supply
29-1/4" - 29-5/8"	19-3/8" - 19-3/4"	8"			Right Rear	Right Rear

- ### Built-In Cooktop Specifications
- Product Shipping Weight (approx.) = 55 lbs.
 - Voltage Rating = 120V/60 Hz/15 Amps
 - For use on adequately wired 120V, dedicated circuit having 2-wire service with a separate ground wire. Appliance must be grounded for safe operation.
 - Amperes @ 120 Volts = 10
 - Always consult local and national electric and gas codes.
 - Cooktop cutout height includes clearance needed beneath cooktop to allow for gas supply connection. Recommended location for grounded 120V outlet is on rear wall in an 8"-wide by 10"-high area, positioned 22" above floor surface and 4" from right side of cooktop centerline. Access to underside of cooktop and junction box must be provided for inspection and service.
 - Cooktop ships with 3/4" factory regulator.
 - LP Gas conversion kit supplied.
 - LP Gas conversion kit should not exceed a 13" maximum depth.
 - Absolute minimum horizontal distance between overhead cabinets installed to either side of appliance must be no less than 30"
 - Allow 34" minimum clearance between top of cooktop platform and bottom of unprotected wood or metal overhead cabinet.
- ### Optional Accessories
- Granite Countertop Installation Kit - (PN # 903103-9010).
 - Gridle - Included.
- Note:** For planning purposes only. Refer to Product Installation Guide on the web at frigidaire.com for detailed instructions.

FRIGIDAIRE

USA • 10230 David Taylor Drive • Charlotte, NC 28262 • 1-800-FRIGIDAIRE • frigidaire.com
CANADA • 5885 Terry Fox Way • Mississauga, ON L5V 3E4 • 1-800-265-8552 • frigidaire.ca
FPGC3077R 06/15

© 2015 Electrolux Home Products, Inc.

Accessories information available
on the web at frigidaire.com



Specifications
subject to change.

RECEIVED
SEP 14 2020