



CONSTRUCTION SUMMARY

Indulgence - 2 - 1 - Alta Vista Elev. A

Registere Plan Number:    Municipal Address: 559 Highvalley Drive    Closing: 1-Oct-20  
 BONUS

Inv.89	1 - BONUS PACKAGE: \$7500.00 WORTH OF UPGRADES FROM VALERY HOMES DECOR
62	CENTRE IS BEING APPLIED TOWARD THE STRUCTURAL APPOINTMENT.
Line 1452	Note:
7Apr20 / 5Jun20	

CABINETRY

Inv.93	1 - HIGHER UPPER CABINETS IN KITCHEN
8	
Line 1206	Note:
13Apr20 / 13Apr20	

CEILING

Inv.93	1 - WAFFLE CEILINGS IN GREAT ROOM AND DINING ROOM
6	
Line 1204	Note:
13Apr20 / 13Apr20	

CERAMIC TILE

Inv.93	1 - MINIMUM 24 X 24" PORCELAIN TILES
3	COMPLETE FOYER THROUGH TO KITCHEN.
Line 1201	Note:
13Apr20 / 13Apr20	

CONSTRUCTION

Inv.89	1 - DINING ROOM: INSTALL DECORATIVE WAFFLE CEILING IN DINING ROOM, WITH 5
51	RECTANGLES. SEE PICTURE AND FLOOR PLAN FOR PATTERN
Line 1419	Note:
7Apr20 / 5Jun20	
Inv.89	1 - GREAT ROOM: INSTALL DECORATIVE WAFFLE CEILING IN GREAT ROOM, WITH 9
52	RECTANGLES. SEE FLOOR PLAN FOR PATTERN
Line 1420	Note:
7Apr20 / 5Jun20	
Inv.89	1 - MASTER BEDROOM: INSTALL TRAY CEILING IN MASTER BEDROOM
53	
Line 1421	Note:
7Apr20 / 5Jun20	

COUNTERTOP

Inv.93	1 - GRANITE OR QUARTZ COUNTERS IN ALL BATHS, KITCHEN AND LAUNDRY ROOM
7	
Line 1205	Note:
13Apr20 / 13Apr20	

ELECTRICAL

Inv.89	1 - MASTER ENSUITE: INSTALL ELECTRICAL - WIRING FOR FUTURE JACUZZI TUB
60	
Line 1428	Note:
7Apr20 / 5Jun20	
Inv.89	1 - MASTER ENSUITE: INSTALL CEILING LIGHT ROUGH IN - FOR 1 CEILING LIGHT - ON
34	SEPARATE SWITCH (DOES NOT INCLUDE FIXTURE)- TO GO ABOVE TUB IN MASTER
Line 1450	ENSUITE
Line 1450	Note:
7Apr20 / 5Jun20	



CONSTRUCTION SUMMARY

Indulgence - 2 - 1 - Alta Vista Elev. A

Register Plan Number:    Municipal Address: 559 Highvalley Drive    Closing: 1-Oct-20

Inv.#89		10 - SWITCHES - DECORA DIMMER SWITCH
28	Line 1451	Note: TO GO IN: BREAKFAST AREA, DINING ROOM, DEN, MASTER ENSUITE ABOVE TUB, MASTER BEDROOM, UPPER HALL LIGHT, BEDROOMS 2, 3 AND 4, CEILING LIGHT IN BACK PORCH
7Apr20 / 5Jun20		
Inv.#89		1 - FRONT PORCH: CEILING LIGHT ROUGH IN - EXTERIOR - ON SEPERATE SWITCH. SEE
44	Line 1381	SKETCH Note:
7Apr20 / 5Jun20		
Inv.#89		1 - BACK COVERED PORCH: CEILING LIGHT ROUGH IN - EXTERIOR - ON SEPERATE
47	Line 1382	SWITCH. SEE SKETCH Note:
7Apr20 / 5Jun20		
Inv.#89		1 - COACH LIGHT - ADDITIONAL EXTERIOR COACH LIGHT TO GO ON OPPOSITE SIDE OF
45	Line 1384	FRONT DOOR, SO THAT THERE ARE NOW TWO COACH LIGHTS ON EITHER SIDE OF FRONT DOOR Note:
7Apr20 / 5Jun20		
Inv.#89		6 - BACK COVERED PORCH: INSTALL SIX (6) POT LIGHTS - 4" LED - EXTERIOR SOFFITS, ON
48	Line 1385	SEPERATE SWITCH. SEE SKETCH Note:
7Apr20 / 5Jun20		
Inv.#89		2 - FRONT PILARS: INSTALL TWO (2) ROUGH-IN LIGHTS FOR FUTURE SCONCES ON EACH
46	Line 1386	FRONT PILLAR. SEE SKETCH Note:
7Apr20 / 5Jun20		
Inv.#89		1 - KITCHEN: INSTALL RECEPTACLES - DEDICATED 15 AMP 120 VOLT RECEPTABLE- FOR
49	Line 1417	FUTURE COFFEE MACHINE IN PANTRY Note:
7Apr20 / 5Jun20		
Inv.#89		4 - BREAKFAST AREA: INSTALL FOUR (4) POT LIGHTS - 4" LED NON-INSULATED CEILINGS.
23	Line 1358	LOCATIONS MAY VARY SLIGHTLY DUE TO JOIST LOCATIONS  **KEEP STANDARD LIGHT Note:
7Apr20 / 5Jun20		
Inv.#89		6 - MAIN HALL: INSTALL SIX (6) POT LIGHTS - 4" LED NON-INSULATED CEILINGS.
29	Line 1360	LOCATIONS MAY VARY SLIGHTLY DUE TO JOIST LOCATIONS  **KEEP STANDARD LIGHT Note:
7Apr20 / 5Jun20		
Inv.#89		2 - SIDE HALL BY POWDER RM: INSTALL TWO (2) POT LIGHTS - 4" LED NON-INSULATED
30	Line 1361	CEILINGS. LOCATIONS MAY VARY SLIGHTLY DUE TO JOIST LOCATIONS  **KEEP STANDARD LIGHT Note:
7Apr20 / 5Jun20		

# CONSTRUCTION SUMMARY

## Indulgence - 2 - 1 - Alta Vista Elev. A

Registere Plan Number:    Municipal Address: **559 Highvalley Drive**    Closing: **1-Oct-20**

Inv.#89	31	4 - DEN: INSTALL FOUR (4) POT LIGHTS - 4" LED NON-INSULATED CEILINGS. LOCATIONS MAY VARY SLIGHTLY DUE TO JOIST LOCATIONS
Line 1363		**KEEP STANDARD LIGHT Note:
7Apr20 / 5Jun20		
Inv.#89	32	8 - MASTER BEDROOM: INSTALL FOUR (4) POT LIGHTS - 4" LED NON-INSULATED CEILINGS. LOCATIONS MAY VARY SLIGHTLY DUE TO JOIST LOCATIONS
Line 1364		**KEEP STANDARD LIGHT- STD. LIGHT TO HAVE A DIMMER, FOUR POTS TO BE ON ONE SWITCH WITH ONE DIMMER Note: POT LIGHTS TO GO INSIDE THE TRAY CEILING
7Apr20 / 5Jun20		
Inv.#89	33	2 - MASTER ENSUITE: INSTALL TWO (2) POT LIGHTS - 4" LED NON-INSULATED CEILINGS. LOCATIONS MAY VARY SLIGHTLY DUE TO JOIST LOCATIONS
Line 1365		Note:
7Apr20 / 5Jun20		
Inv.#89	35	4 - MASTER WALK-IN CLOSETS: INSTALL FOUR (4) POT LIGHTS **TWO IN EACH**- 4" LED NON-INSULATED CEILINGS. LOCATIONS MAY VARY SLIGHTLY DUE TO JOIST LOCATIONS
Line 1366		**KEEP STANDARD LIGHTS Note:
7Apr20 / 5Jun20		
Inv.#89	36	4 - BEDROOM 2: INSTALL FOUR (4) POT LIGHTS - 4" LED NON-INSULATED CEILINGS. LOCATIONS MAY VARY SLIGHTLY DUE TO JOIST LOCATIONS
Line 1367		**KEEP STANDARD LIGHT Note:
7Apr20 / 5Jun20		
Inv.#89	37	4 - BEDROOM 3: INSTALL FOUR (4) POT LIGHTS - 4" LED NON-INSULATED CEILINGS. LOCATIONS MAY VARY SLIGHTLY DUE TO JOIST LOCATIONS
Line 1368		**KEEP STANDARD LIGHT Note:
7Apr20 / 5Jun20		
Inv.#89	38	4 - BEDROOM 4: INSTALL FOUR (4) POT LIGHTS - 4" LED NON-INSULATED CEILINGS. LOCATIONS MAY VARY SLIGHTLY DUE TO JOIST LOCATIONS
Line 1369		**KEEP STANDARD LIGHT Note:
7Apr20 / 5Jun20		
Inv.#89	39	5 - UPPER HALL: INSTALL FIVE (5) POT LIGHTS - 4" LED NON-INSULATED CEILINGS. LOCATIONS MAY VARY SLIGHTLY DUE TO JOIST LOCATIONS
Line 1370		**KEEP STANDARD LIGHT Note:
7Apr20 / 5Jun20		
Inv.#89	40	6 - UPPER HALL- ABOVE FOYER: INSTALL SIX (6) POT LIGHTS - 4" LED NON-INSULATED CEILINGS. LOCATIONS MAY VARY SLIGHTLY DUE TO JOIST LOCATIONS
Line 1371		**KEEP STANDARD LIGHT Note:
7Apr20 / 5Jun20		

# CONSTRUCTION SUMMARY

## Indulgence - 2 - 1 - Alta Vista Elev. A

Registere Plan Number:   Municipal Address: **559 Highvalley Drive**   Closing: **1-Oct-20**

Inv.89	41	Line 1372	7Apr20 / 5Jun20	<b>2 - MASTER ENSUITE: ROUGH-IN FOR TWO (2) WALL SCONCES, ON SAME SWITCH, SEPARATE FROM OTHER LIGHTS.**</b> <b>INSTALL 2 SETS OF ROUGH-INS, SEE SKETCH</b>  <b>**DELETE STANDARD LIGHTS ABOVE VANITY</b>  Note:
Inv.89	42	Line 1379	7Apr20 / 5Jun20	<b>1 - FOYER: ROUGH-IN FOR TWO (2) WALL SCONCES, ON SAME SWITCH, SEPARATE FROM OTHER LIGHTS.</b>  <b>ROUGH-INS TO BE EIGHTY-EIGHT (88) INCHES APART. SEE SKETCH</b>  Note:
Inv.89	19	Line 1138	7Apr20 / 5Jun20	<b>1 - GREAT ROOM: INSTALL RECEPTACLES - DEDICATED 15 AMP 120 VOLT RECEPTABLE (COMPLETE FLOOR PLUG), LOCATIONS MAY VARY SLIGHTLY DUE TO JOIST LOCATIONS.</b>  Note:
Inv.89	20	Line 1139	7Apr20 / 5Jun20	<b>1 - KITCHEN: MOVE CEILING FIXTURE - RELOCATE STANDARD CEILING FIXTURE. SEE SKETCH LOCATIONS MAY VARY SLIGHTLY DUE TO JOIST LOCATIONS</b>  Note:
Inv.89	21	Line 1140	7Apr20 / 5Jun20	<b>2 - KITCHEN: CEILING LIGHT ROUGH IN - FOR 2 CEILING LIGHTS, ON EXISTING SWITCH (DOES NOT INCLUDE FIXTURE)- ON SAME SWITCH AS THE KITCHEN LIGHT, ABOVE THE ISLAND. LOCATIONS MAY VARY SLIGHTLY DUE TO JOIST LOCATIONS</b>  Note:
Inv.89	22	Line 1141	7Apr20 / 5Jun20	<b>FOUR ON ONE SWITCH, 4 ON ANOTHER</b>  Note:
Inv.89	24	Line 1142	7Apr20 / 5Jun20	<b>9 - GREAT ROOM: INSTALL NINE (9) POT LIGHT - 4" LED NON-INSULATED CEILINGS. LOCATIONS MAY VARY SLIGHTLY DUE TO JOIST LOCATIONS</b>  <b>*DELETE STANDARD LIGHT. FOUR POTS ON ONE SWITCH, 5 ON ANOTHER. SEE SKETCH</b>  Note:
Inv.89	25	Line 1143	7Apr20 / 5Jun20	<b>4 - DINING ROOM: INSTALL FOUR (4) POT LIGHTS - 4" LED NON-INSULATED CEILINGS. LOCATIONS MAY VARY SLIGHTLY DUE TO JOIST LOCATIONS</b>  <b>STANDARD LIGHT TO STAY IN CENTRE WAFFLE. POT LIGHTS TO GO IN THE CENTRE OF THE WAFFLE. SEE SKETCH</b>  Note:
Inv.89	26	Line 1144	7Apr20 / 5Jun20	<b>1 - KITCHEN: INSTALL VALANCE LIGHTING - UNDER CABINET. INCLUDES SERVERY- **TUBE LIGHTING REQUESTED**</b>  <b>*NOTE: PURCHASER IS REQUIRED TO PURCHASE VALANCE FROM KITCHEN COMPANY AT THE TIME OF COLOURS</b>  Note:
Inv.89	27	Line 1145	7Apr20 / 5Jun20	<b>11 - SWITCHES - DIMMER FOR LED POT LIGHTS- INSTALL DIMMERS EVERYWHERE POT LIGHTS ARE INSTALLED.</b>  Note: TO GO IN: BREAKFAST AREA, GREAT ROOM (X2), MAIN HALL, DINING ROOM, DEN, MASTER BEDROOM, BED 2, BED 3, BED 4, COVERED BACK PORCH



Indulgence - 2 - 1 - Alta Vista Elev. A

Registere Plan Number:   Municipal Address: 559 Highvalley Drive   Closing: 1-Oct-20

Inv.#89	6 - ALL 6 WASHROOMS: INSTALL BATHROOM FAN - SWITCH - 80 CFM WHISPER VALVE
15	PANASONIC BATHROOM FAN COMPLETE WITH SWITCH. TO GO IN EACH WASHROOM- 6 IN TOTAL
Line 1146	Note:
7Apr20 / 5Jun20	

Inv.#89	1 - FURNACE ROOM: INSTALL ADDITIONAL SMOKE DETECTORS - ADDITIONAL SMOKE DETECTOR
16	DETECTOR
Line 1147	Note:
7Apr20 / 5Jun20	

Inv.#89	1 - GREAT ROOM: INSTALL RECEPTACLES - DEDICATED 15 AMP 120 VOLT RECEPTABLE, ABOVE FIREPLACE FOR FUTURE TV
9	ABOVE FIREPLACE FOR FUTURE TV
Line 1129	Note:
7Apr20 / 5Jun20	

GARAGE DOORS

Inv.#89	2 - GARAGE: INSTALL OVERHEAD GARAGE DOOR - LIFTMASTER 8355W - 1/2 HP BELT - INCLUDES 2 REMOTES & 1 KEYPAD - 8 FT - FOR EACH GARAGE DOOR (2)
55	INCLUDES 2 REMOTES & 1 KEYPAD - 8 FT - FOR EACH GARAGE DOOR (2)
Line 1423	Note:
7Apr20 / 5Jun20	

HARDWOOD FLOORING

Inv.#93	1 - HARDWOOD FLOORS IN ALL BEDROOMS, DEN, DINING ROOM AND GREAT ROOM
1	ALL 2ND FLOOR LANDING
Line 1199	Note:
13Apr20 / 13Apr20	

HVAC

Inv.#89	1 - FILTRATION - HUMIDIFICATION - CONTROL - FLO - THRU HUMIDIFIER LARGE HE205 - 18 GAL
18	GAL
Line 1149	Note:
7Apr20 / 5Jun20	

Inv.#93	1 - A/C
5	
Line 1203	Note:
13Apr20 / 13Apr20	

INTERIOR DOORS & TRIM

Inv.#93	1 - 8FT SOLID DOORS THROUGHOUT
2	4 1/2" CASINGS WITH BACK BEAD
Line 1200	8" BASEBOARDS
Note:	
13Apr20 / 13Apr20	

MISCELLANEOUS

Inv.#89	1 - ALL WASHROOMS: DELETE ALL STANDARD VANITY MIRRORS IN EVERY WASHROOM
43	
Line 1380	Note:
7Apr20 / 5Jun20	

Inv.#89	1 - GARAGE: INSTALL GARAGE INSULATION (ALL WALLS AND CEILING)
56	
Line 1424	Note:
7Apr20 / 5Jun20	



Indulgence - 2 - 1 - Alta Vista Elev. A

Registere Plan Number:    Municipal Address: 559 Highvalley Drive    Closing: 1-Oct-20

Inv.89	1 - SECOND FLOOR CEILINGS: INSTALL KNOCKDOWN CEILINGS THROUGHOUT SECOND FLOOR
54	
Line 1422	**SEE INCLUDED PICTURE FOR ACCURATE IMAGE OF "KNOCKDOWN" Note:
7Apr20 / 5Jun20	
Inv.89	1 - Purchaser has attended a Structural appointment at the Decor Centre & has DECLINED any additional upgrades and accepts and acknowledges that there will be no further structural changes/additions/deletions to be made upon signing
63	
Line 1453	Note:
7Apr20 / 5Jun20	
Inv.89	1 - Purchasers are aware & accepts that ANY changes made to upgrades after signing this Purchasers Extra Form are subject to a minimum administration fee
64	
Line 1454	Note:
7Apr20 / 5Jun20	
Inv.89	1 -
65	
Line 1478	Note:
7Apr20 / 5Jun20	

PLUMBING

Inv.89	2 - MASTER ENSUITE...DEN ENSUITE:
61	
Line 1441	INSTALL TWO (2) CHATEAU POSI-TEMP TUB/SHOWER FAUCET WITH 3 FUNCTION TRANSFER VALVE/TRIM AND SLIDE BAR WITH HAND SHOWER- AND TOE TAP TL183EP/ 3372/ 128284/ T4171/ 62320/ 3669EP/ A725 IN CHROME Note:
7Apr20 / 5Jun20	
Inv.89	1 - MASTER ENSUITE: INSTALL PLUMBING FOR CEILING SHOWER - RAINSHOWER HEAD
57	
Line 1425	Note:
7Apr20 / 5Jun20	
Inv.89	1 - MASTER ENSUITE: INSTALL RAINSHOWER HEAD
58	
Line 1426	MODEL # S1004 12" SQUARE FLAT/THIN RAINSHOWER CHROME Note:
7Apr20 / 5Jun20	
Inv.89	1 - BASEMENT: INCLUDE EXTRA BIDET ROUGH-IN WITH THE STANDARD ROUGH-IN IN THE BASEMENT.
59	
Line 1427	Note:
7Apr20 / 5Jun20	
Inv.89	1 - KITCHEN: INSTALL EXTRA ROUGH-IN LINE FOR FRIDGE ICE MAKER WITH SHUT-OFF
13	
Line 1136	Note:
7Apr20 / 5Jun20	
Inv.89	1 - BACKFLOW PREVENTER VALVE
14	
Line 1137	Note:
7Apr20 / 5Jun20	

STAIRS



Indulgence - 2 - 1 - Alta Vista Elev. A

Registere Plan Number:   Municipal Address: 559 Highvalley Drive   Closing: 1-Oct-20

Inv.93	1 - STEEL SPINDLES ON STAIRCASE
4	
Line 1202	Note:
13Apr20 / 13Apr20	

VACCUM/BELL

Inv.89	1 - GREAT ROOM: INSTALL CONDUIT - 1 1/4" ORANGE FLEX CONDUIT APPROX. 35FT FOR
10	FIREPLACE, FOR FUTURE TV
Line 1130	Note:
7Apr20 / 5Jun20	
Inv.89	1 - IPTV NETWORK CABLE PACKAGE - 4-CAT6 NETWORK CABLES AND TERMINATION
11	
Line 1132	Note:
7Apr20 / 5Jun20	
Inv.89	1 - GARAGE: INSTALL CENTRAL VACUUM - CENTRAL VAC PIPING ROUGH-IN TO GARAGE -
12	ONE OUTLET IN BASEMENT
Line 1133	Note:
7Apr20 / 5Jun20	

WINDOWS

Inv.89	4 - BASEMENT: ENLARGE FOUR (4) BASEMENT WINDOW - EXTRA STANDARD WINDOW - 36
17	X 30. WINDOW WELLS MAY BE REQUIRED
Line 1148	Note:
7Apr20 / 5Jun20	



## Dinners on Other Lights

- . Std. Master bedroom = 1
- . Master Ens. R/I above tub = 1
- . Std. Upper Hall Light = 1
- . Std. Bed # 2
- . Std. Bed # 3
- . Std. Bed # 4



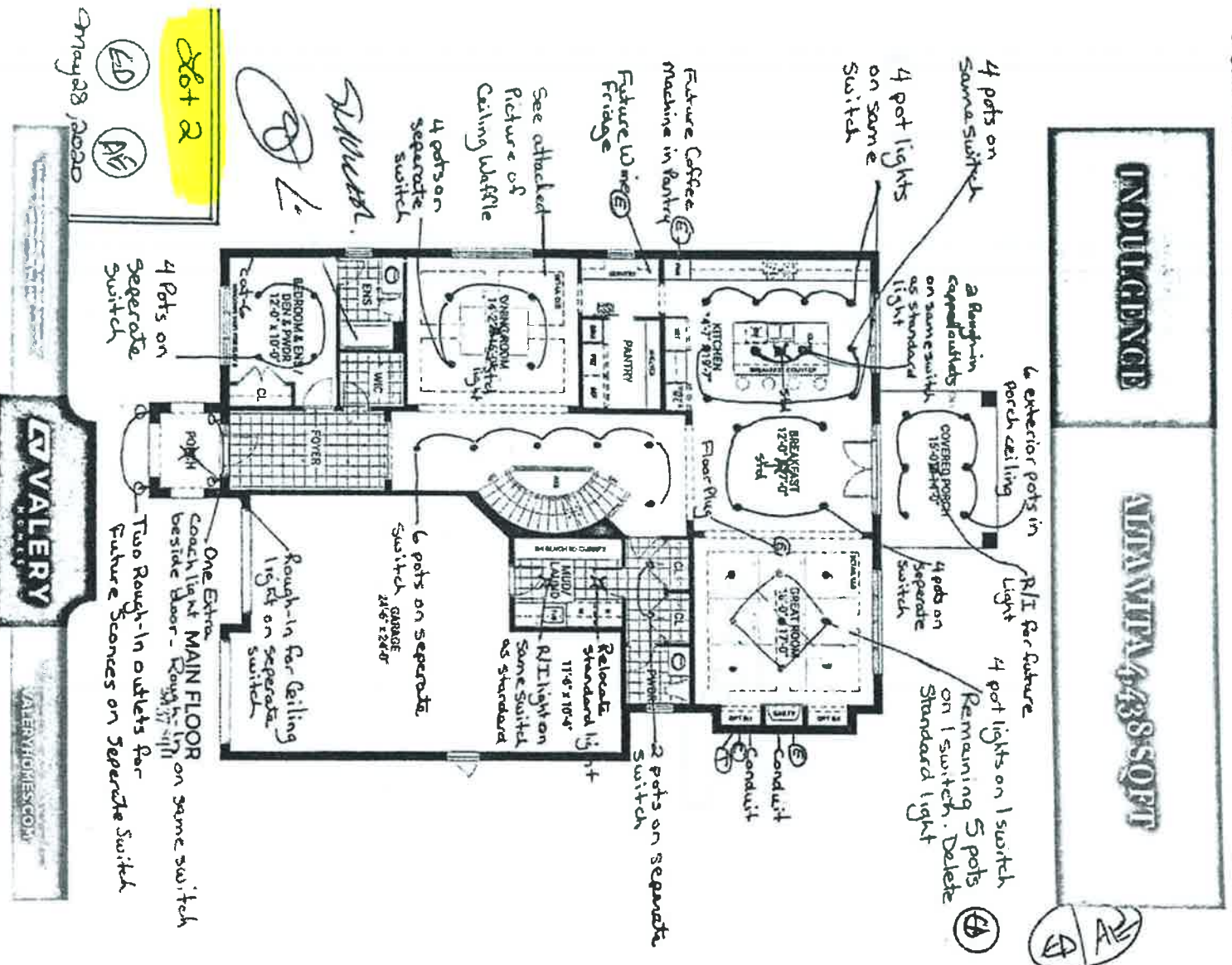


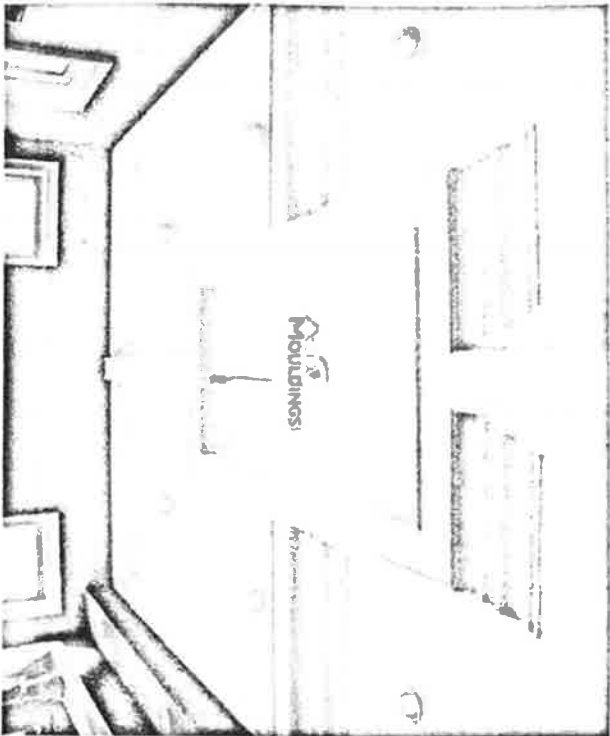
Legend

D = Dimmer  
SL = Keep Standard Light  
DSL = Delete Standard Light  
C = Cable  
T = Telephone  
E = Electrical

— 10 —

- Exterior A/I ceiling light in back porch = 1





Sent from my iPhone

Waffle in  
Dining Room


②D ②AE

2nd Floor  
Only -  
Knockdown  
ceiling

Not 2

④

①



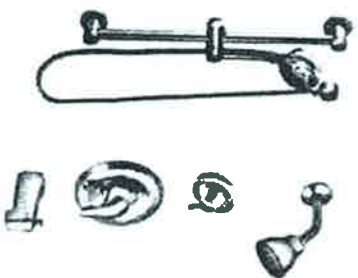
Lot 2

# Chateau®

Traditional | Transitional | Modern

The Chateau collection delivers Moen performance and reliability with a simple understated appeal.

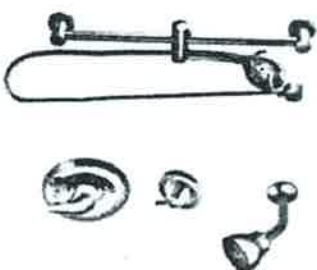
x2 Master Ensuite  
Den Ensuite



Posi-Temp® Tub/Shower Faucet with 3-Function Transfer Valve/Trim and Slide Bar with Hand Shower •

Model TL183EP / 3372 / 128284 / T4171 / 62320 / 3669EP / A725  
Not available in BC

Chrome - \$1,096.18



Posi-Temp® Shower only with 3-Function Transfer Valve/Trim and Slide Bar with Hand Shower •

Model TL182EP / 3372 / T4171 / 62320 / 3669EP / A725  
Not available in BC

Chrome - \$1,027.18

## FINISH OPTIONS:



C BC

To order, combine the model number with one of these finish letter(s):  
Brushed Chrome (BC). To order Chrome (C) model, use model number only.  
• Please see vertical spa guide for installation #700196

# Rainshowers

Lot 2

ED P10

Master  
Ensuite



12" Square Flat/Thin Rainshower  
Model S1004

Chrome - \$573.10



10" Square Flat/Thin Rainshower  
Model S1003

Chrome - \$573.10



8" Square Flat/Thin Rainshower  
Model S1006

Chrome - \$509.45



12" Round Flat/Thin Rainshower  
Model S1002

Chrome - \$547.63



10" Round Flat/Thin Rainshower  
Model S1001

Chrome - \$515.78



8" Round Flat/Thin Rainshower  
Model S1005

Chrome - \$483.98

## FINISH OPTIONS:



C

Chrome (C) finish is only available on these models.  
To order the Eco-Performance (EP) version, use EP suffix in addition to the model number