CLIENT: VALECRAFT	**LOT:PST6-E27**	* These plans are intended for production of cabinets ONLY. Potvin is not liable if they are used for other purposes. * Construction lines on plans are subjective and are drawn for representation only. Their dimensions are approximate and may vary due to site conditions. * Appliances in elevations and plans are generic templates and may not reflect actual selections.	PG# 1 of 2
ADDR.: 105 MANN STND, ,			
SL #: 1084905			
Phone: Mobile:	OUT BY: AL PRINT DATE: 31/05/23		Sheet 1
Email : PASCALE 31 MAI 2023	**PST6-E27**	**ORIGINAL : 31/05/2023** **2ND COPY :** **3RD COPY :** **4TH COPY :**	

potvin KITCHENS & CABINETRY

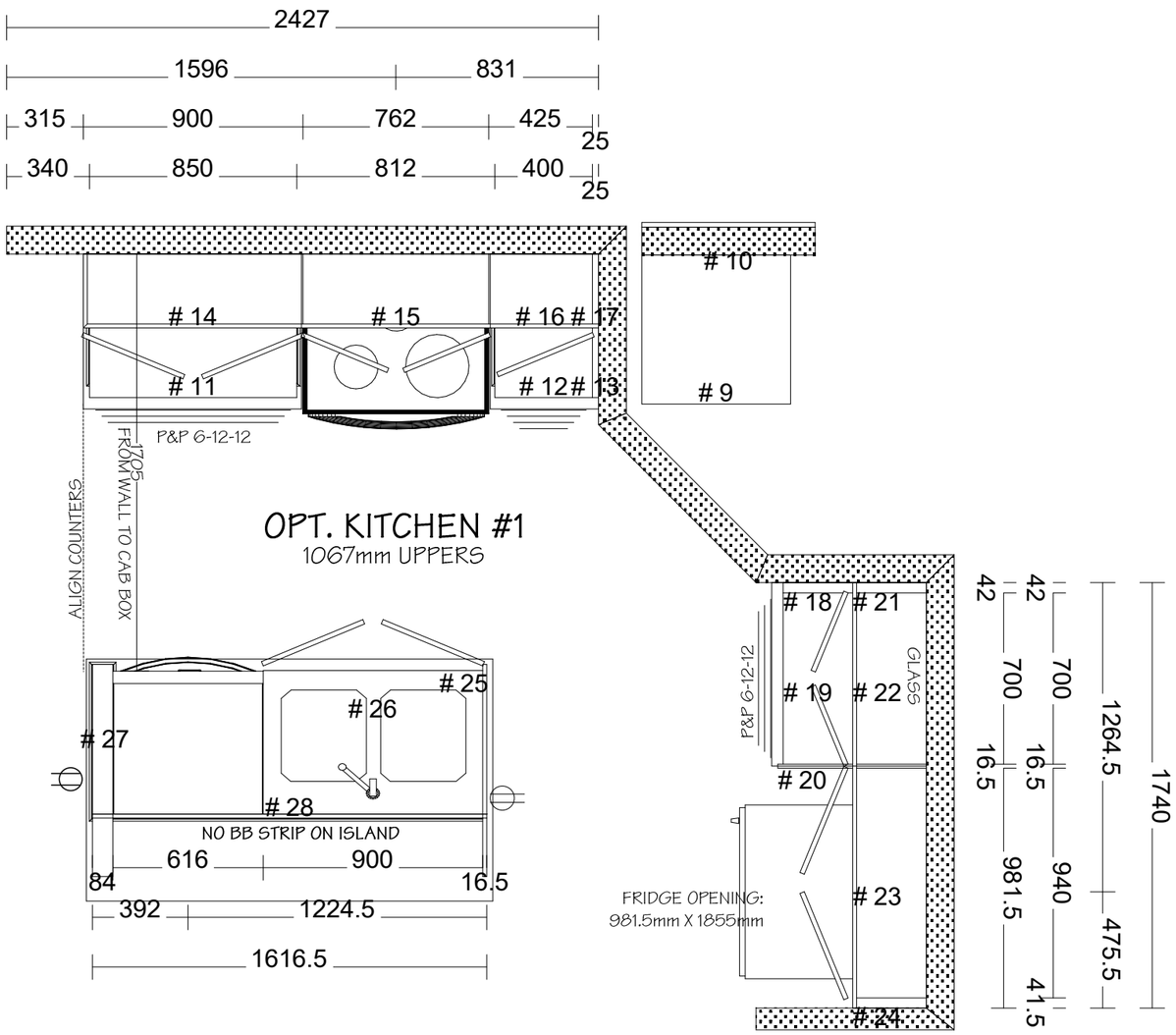

Room Name	
OPT. KITCHEN #1	
COUNTERTOPS	
QUARTZ BY OTHERS	
FINISH	
MDF Frost (O)	
HANDLES	
POI-R7040-160-BSAE	
DOOR STYLE	
basedoor:FD-7731-V Red Deer	**MDF Frost**
UpperDoor:FD-7731-V Red Deer	**MDF Frost**
Drawer:FD-7000V Drawer	**MDF Frost**
DRAWER GUIDE	
AXIAL Richelieu	
DOOR HINGE STYLE	
SOFTCLOSE HINGES	
Construction	
(A)Potvin 32mm	
CROWN MLDG	
Finished BulkHead 102	**MDF Frost**

All Cabinets

No	Name	Width	Height	Depth
0	Electric range	762	1118	716
0	Refrigerator RH	711	1695.5	800
0	DISHWASHER	616	883	587
0	Double W/Faucet/gray	762	101.5	457
9	Filler White Melamine	610	16.5	610
10	DW FILLER T1S	711	102	19
11	LC 850 PP 6-12-12	850	883	587
12	LC400D	400	883	587
13	Lc Filler	25	883	587
14	UC900/1067	900	1067	302
15	UC762/648 Stove w/Duct Box	762	648	302
16	UC425/1067	425	1067	302
17	UC Filler	25	1067	302
18	Lc Filler	42	883	587
19	LC 700 PP 6-12-12	700	883	587
20	FGABLE	16.5	2445	609
21	UC Filler	42	1067	302
22	UC700/1067 GLASS	700	1067	302
23	UC940/590/302 Fridge	940	590	302
24	UC Filler	41.5	590	302
25	DW GABLE	16.5	883	867
26	LC 900 SK USB	900	883	587
27	DW Birch PLUG Right Std	84	883	867
28	ISLPANEL Horizontal	1616.5	883	16.5



INSTALLATION DETAIL

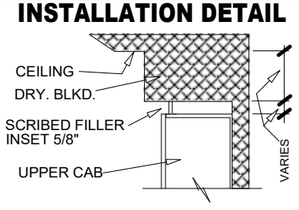

STD CAB CROWN FILLER

B:\ Builder's\ Valecraft\ Production\PLACE ST-THOMAS (EMBRUN)\PST6\BLOCK EVPST6-E27, MANN 2\PST6-E27, 105 MANN STND - PR.cv1

CLIENT: VALECRAFT	**LOT:PST6-E27**	* These plans are intended for production of cabinets ONLY. Potvin is not liable if they are used for other purposes. * Construction lines on plans are subjective and are drawn for representation only. Their dimensions are approximate and may vary due to site conditions. * Appliances in elevations and plans are generic templates and may not reflect actual selections.	PG# 2 of 2
ADDR.: 105 MANN STND, ,			
SL #: 1084905			
Phone: Mobile:	OUT BY: AL PRINT DATE: 31/05/23		Sheet 2
Email : PASCALE 31 MAI 2023	**PST6-E27**	**ORIGINAL : 31/05/2023** **2ND COPY :** **3RD COPY :**	**4TH COPY :**

potvin KITCHENS & CABINETRY

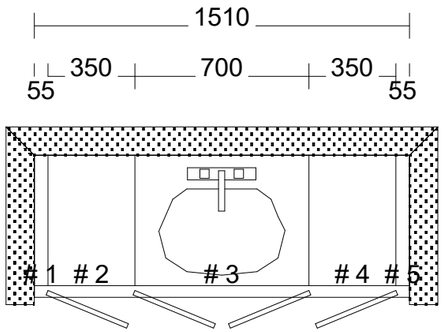

MAIN BATH

All Cabinets				
No	Name	Width	Height	Depth
0	Single W/Faucet	508	51	432
1	V Filler	55	819	524
2	V350	350	819	524
3	V 700 SK	700	819	524
4	V350	350	819	524
5	V Filler	55	819	524

Room Name	
MAIN BATH	
COUNTERTOPS	
QUARTZ BY OTHERS	
FINISH	
PM-A24WT	
HANDLES	
POI-V0117128-LM2	
DOOR STYLE	
basedoor:100I	**PM-A24WT**
UpperDoor:100I	**PM-A24WT**
Drawer:100I DRAWER	**PM-A24WT**
DRAWER GUIDE	
AXIAL Richelieu	
DOOR HINGE STYLE	
SOFTCLOSE HINGES	
Construction	
(A)Potvin 32mm	

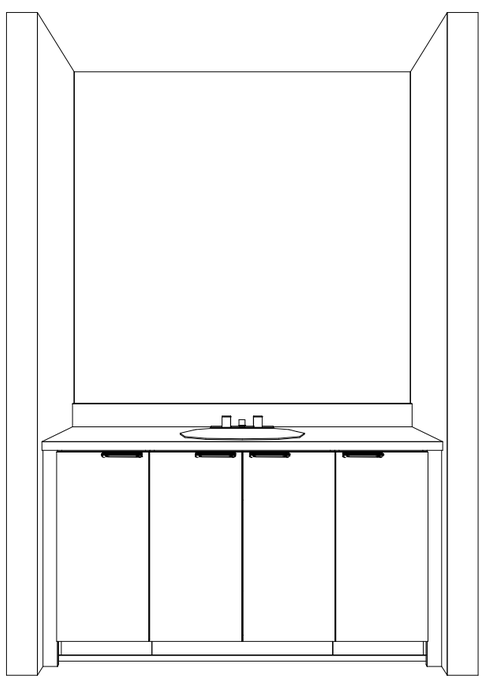

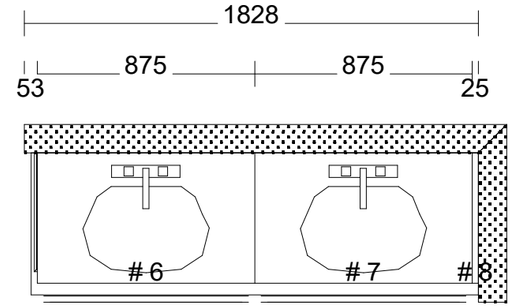

ENSUITE

All Cabinets				
No	Name	Width	Height	Depth
0	Single W/Faucet	508	51	432
0	Single W/Faucet	508	51	432
6	V875 2Dr/DF Sp for SK	875	819	524
7	V875 2Dr/DF Sp for SK	875	819	524
8	V Filler	25	819	524

Room Name	
ENSUITE	
COUNTERTOPS	
QUARTZ BY OTHERS	
FINISH	
PM-A24WT	
HANDLES	
POI-V0117128-LM2	
DOOR STYLE	
basedoor:100I	**PM-A24WT**
UpperDoor:100I	**PM-A24WT**
Drawer:100I DRAWER	**PM-A24WT**
DRAWER GUIDE	
AXIAL Richelieu	
DOOR HINGE STYLE	
SOFTCLOSE HINGES	
Construction	
(A)Potvin 32mm	

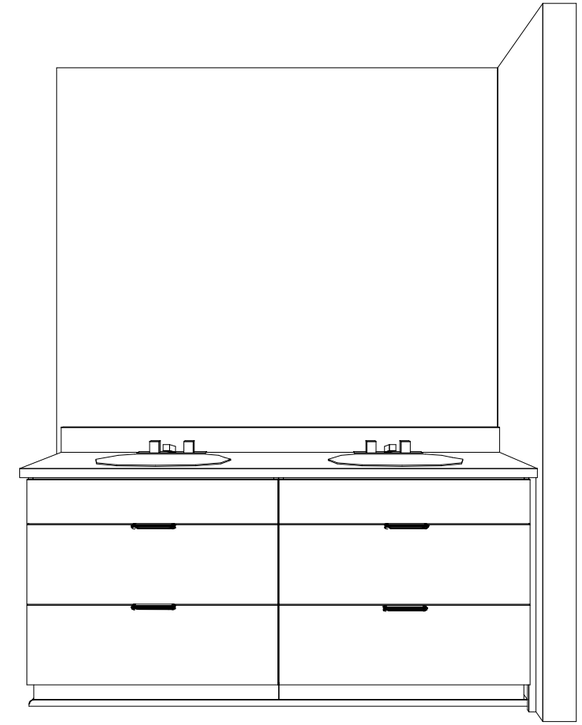

B:_Builder's_Valecraft_Production\PLACE ST-THOMAS (EMBRUN)\PST6\BLOCK E\PST6-E27, MANN 2\PST6-E27, 105 MANN STND - PR.cvj