

EXTERIOR FINISH LEGEND:

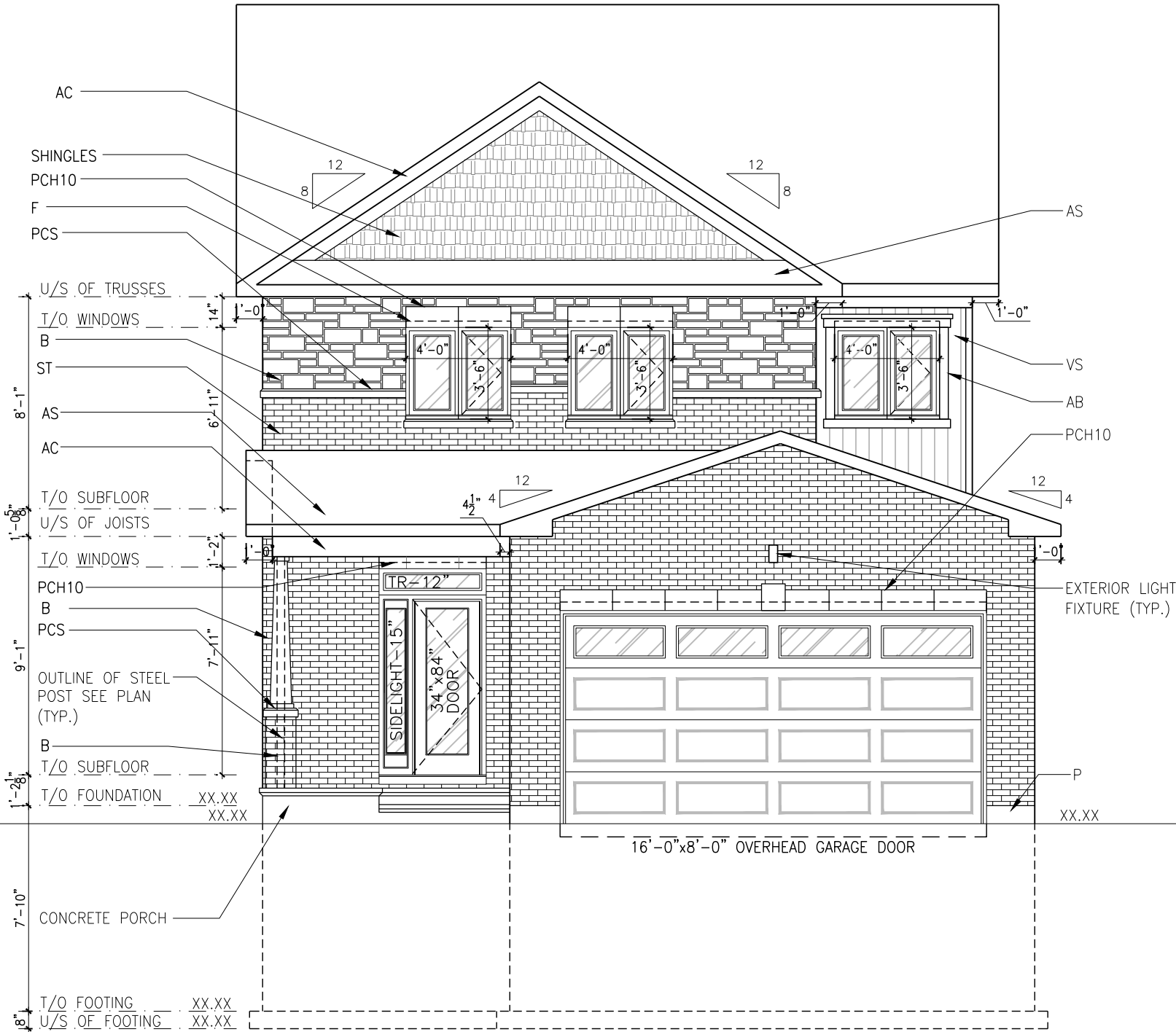
- B - BRICK (MAIN)
B1 - BRICK SOLDIER COURSE (ACCENT)
B2 - BRICK SOLDIER COURSE (ACCENT)
+ 20mm PROUD
B3 - BRICK SLEEPER COURSE
B4 - STACK BOND (ACCENT)
B5 - BRICK SILL (ACCENT)
B6 - BRICK ROW LOCK (ACCENT)
B7 - BRICK CORBELLING
B8 - BRICK COINING 20mm PROUD
+20 - BRICK 20mm PROUD
-20 - BRICK 20mm RECESSED
S - SIDING (HORIZONTAL)
SV - SIDING (VERTICAL)
ST - STONE VENEER
T - TRIM 200mm COVE SIDING
AF - ALUMINUM FASCIA
AC - ALUMINUM CLADDING
AB - 48" ALUMINUM BAND
AS - ASPHALT SHINGLES
F - FLASHING
V - ROOF VENT (MAXIMUM)
P - PARGING
PC - PARGING
PCH10 - PRECAST HEADER 10"
PCH8 - PRECAST HEADER 8"
PCS - PRECAST SILL
PCB - PRECAST BAND
VS - VINYL SHAKES
VEC - SIDING (VERTICAL CORNER)
KC - KAYCAN WOOD SIDING - 7 1/4" LAP

STANDARD PLAN:

GROSS INSULATED = 271.55 M. SQ.
WALL AREA

GROSS WINDOW = 16.51 M. SQ.
AREA

PERCENT GLASS TO WALL AREA = 6.08%



FRONT ELEVATION

SCALE: 3/16" = 1'-0"

LOT: XXXX
DATE: XX/XX/XXXX



A - ALL CONTRACTORS SHALL PERFORM THEIR WORK WHETHER DESCRIBED OR NOT, ACCORDING TO THE APPLICABLE BUILDING CODE REQUIREMENTS AND MUNICIPAL REGULATIONS.
B - THE GENERAL CONTRACTOR SHALL CHECK AND VERIFY ALL DIMENSIONS AND REPORT ERRORS AND OMISSIONS TO VALECRAFT'S ARCHITECTURAL DEPARTMENT.
C - NO DIMENSION SHOULD BE SCALED ON DRAWINGS.
D - THE GENERAL CONTRACTOR OR SUB-CONTRACTORS WILL BE HELD RESPONSIBLE FOR ALL WORK DONE ON THE CONSTRUCTION SITE.
E - THIS DRAWING IS TO BE USED IN CONJUNCTION WITH SCHEDULE B-1A AND ANY 680'S AND MAY SHOW ONLY SOME OF THE CHANGES DETAILED ON THAT DOCUMENT. SHOULD THE DRAWINGS NOT SHOW ALL ITEMS CONTAINED ON A SCHEDULE OR MISS OTHER ITEMS ALTOGETHER, THE SCHEDULE IS CONSIDERED THE GOVERNING DOCUMENT.

I, DANIEL GUERIN, ARCHITECTURAL MANAGER FOR VALECRAFT HOMES LTD., HAVE REVIEWED THE FOLLOWING DOCUMENTS AND TAKE RESPONSIBILITY FOR THE DESIGN ACTIVITIES.

- PERSONAL BCIN #19896
- TARIION REGISTRATION NUMBER #611

** SEE SIGNED SCHEDULE 1: DESIGNER INFORMATION FORM **

NO.	DESCRIPTION	DATE	BY
REV-2	NEW STAIRS	04/20/2021	DOYON
REV-1	NEW STANDARD DRWG MODIFICATION	05/02/2019	VH

EXTERIOR FINISH LEGEND:

- B - BRICK (MAIN)
B1 - BRICK SOLDIER COURSE (ACCENT)
B2 - BRICK SOLDIER COURSE (ACCENT)
+ 20mm PROUD
B3 - BRICK SLEEPER COURSE
B4 - STACK BOND (ACCENT)
B5 - BRICK SILL (ACCENT)
B6 - BRICK ROW LOCK (ACCENT)
B7 - BRICK CORBELLING
B8 - BRICK COINING 20mm PROUD
+20 - BRICK 20mm PROUD
-20 - BRICK 20mm RECESSED

- S - SIDING (HORIZONTAL)
ST - STONE VENEER
T - TRIM 200mm COVE SIDING
AF - ALUMINUM FASCIA
AC - ALUMINUM CLADDING
AB - 48" ALUMINUM BAND
AS - ASPHALT SHINGLES
F - FLASHING
V - ROOF VENT (MAXIMUM)
P - PARGING
PC - PARGING
PCH10 - PRECAST HEADER 10"

- PCH8 - PRECAST HEADER 8"
PCS - PRECAST SILL
PCB - PRECAST BAND
VS - VINYL SHAKES
VEC - SIDING (VERTICAL CORNER)

2012 O.B.C. DRAWINGS

DRAWING:

FRONT ELEVATION

ADDRESS:

XX

SCALE:

3/16" = 1'-0"

DATE:

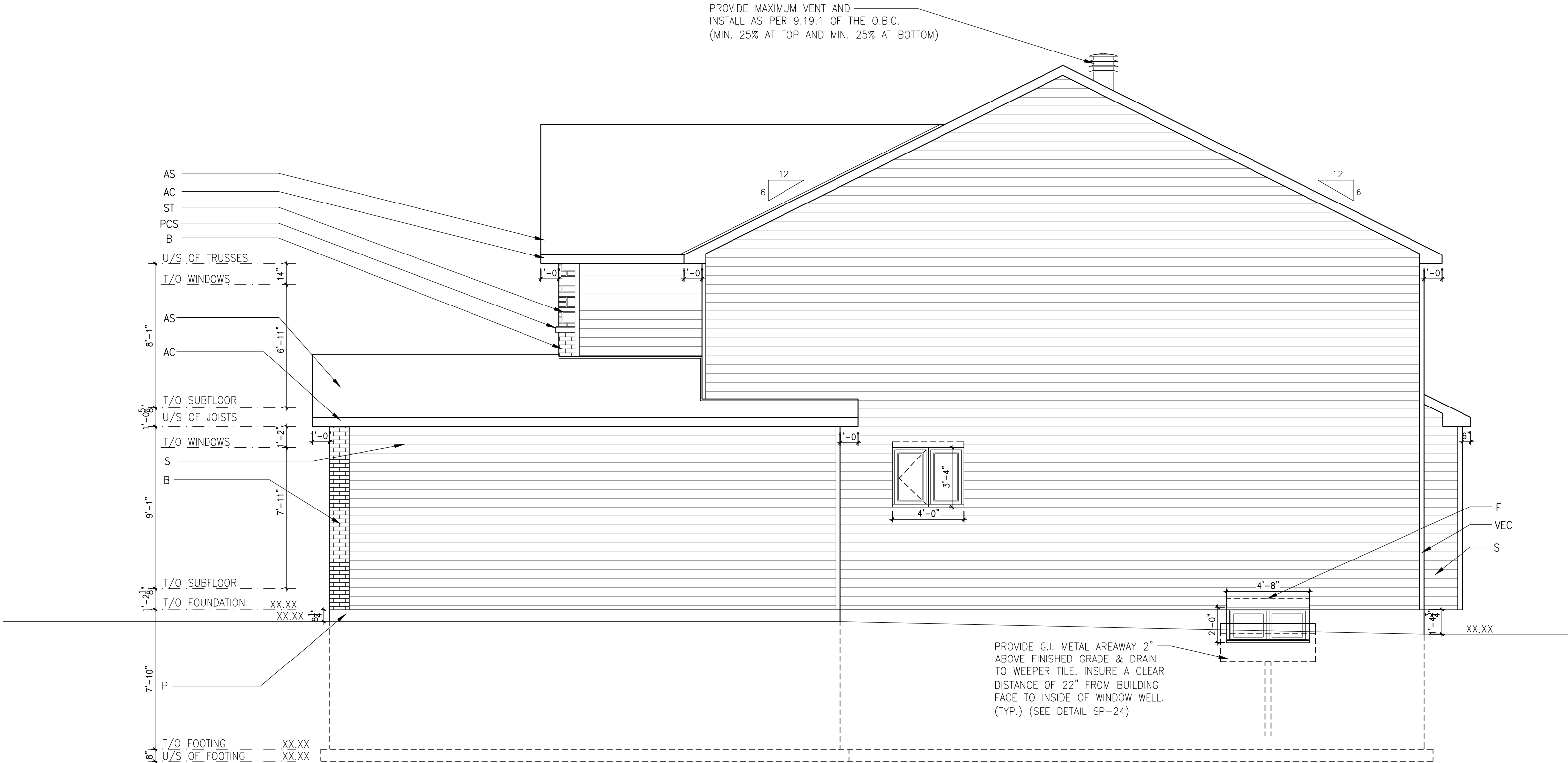
XX/XX/XXXX

830 - THE BUTLER
2022 FOOTPRINT

(STANDARD DRAWINGS)

SHEET:

A1a



RIGHT ELEVATION
SCALE: 3/16" = 1'-0"

LOT: XXXX
DATE: XX/XX/XXXX



A - ALL CONTRACTORS SHALL PERFORM THEIR WORK WHETHER DESCRIBED OR NOT, ACCORDING TO THE APPLICABLE BUILDING CODE REQUIREMENTS AND MUNICIPAL REGULATIONS.
B - THE GENERAL CONTRACTOR SHALL CHECK AND VERIFY ALL DIMENSIONS AND REPORT ERRORS AND OMISSIONS TO VALECRAFT'S ARCHITECTURAL DEPARTMENT.
C - NO DIMENSION SHOULD BE SCALED ON DRAWINGS.
D - THE GENERAL CONTRACTOR OR SUB-CONTRACTORS WILL BE HELD RESPONSIBLE FOR ALL WORK DONE ON THE CONSTRUCTION SITE.
E - THIS DRAWING IS TO BE USED IN CONJUNCTION WITH SCHEDULE B-1A AND ANY 680'S AND MAY SHOW ONLY SOME OF THE CHANGES DETAILED ON THAT DOCUMENT. SHOULD THE DRAWINGS NOT SHOW ALL ITEMS CONTAINED ON A SCHEDULE OR MISS OTHER ITEMS ALTOGETHER, THE SCHEDULE IS CONSIDERED THE GOVERNING DOCUMENT.

I, DANIEL GUERIN, ARCHITECTURAL MANAGER FOR VALECRAFT HOMES LTD., HAVE REVIEWED THE FOLLOWING DOCUMENTS AND TAKE RESPONSIBILITY FOR THE DESIGN ACTIVITIES.			
- PERSONAL BCIN #19896			
- TARIION REGISTRATION NUMBER #611			
** SEE SIGNED SCHEDULE 1: DESIGNER INFORMATION FORM **			
REV-2	NEW STAIRS	04/20/2021	DOYON
REV-1	NEW STANDARD DRWG MODIFICATION	05/02/2019	VH
NO.	DESCRIPTION	DATE	BY

- EXTERIOR FINISH LEGEND:
- B - BRICK (MAIN)
 - B1 - BRICK SOLDIER COURSE (ACCENT)
 - B2 - BRICK SOLDIER COURSE (ACCENT) + 20mm PROUD
 - B3 - BRICK SLEEPER COURSE
 - B4 - STACK BOND (ACCENT)
 - B5 - BRICK SILL (ACCENT)
 - B6 - BRICK ROW LOCK (ACCENT)
 - B7 - BRICK CORBELLING
 - B8 - BRICK CORNING 20mm PROUD
 - +20 - BRICK 20mm PROUD
 - 20 - BRICK 20mm RECESSED
 - S - SIDING (HORIZONTAL)
 - ST - STONE VENEER
 - T - TRIM 200mm COVE SIDING
 - AF - ALUMINUM FASCIA
 - AC - ALUMINUM CLADDING
 - AB - 48" ALUMINUM BAND
 - AS - ASPHALT SHINGLES
 - F - FLASHING
 - V - ROOF VENT (MAXIMUM)
 - P - PARGING
 - PC - PARGING
 - PCH10 - PRECAST HEADER 10"
 - PCH8 - PRECAST HEADER 8"
 - PCS - PRECAST SILL
 - PCB - PRECAST BAND
 - VS - VINYL SHAKES
 - VEC - SIDING (VERTICAL CORNER)

2012 O.B.C. DRAWINGS

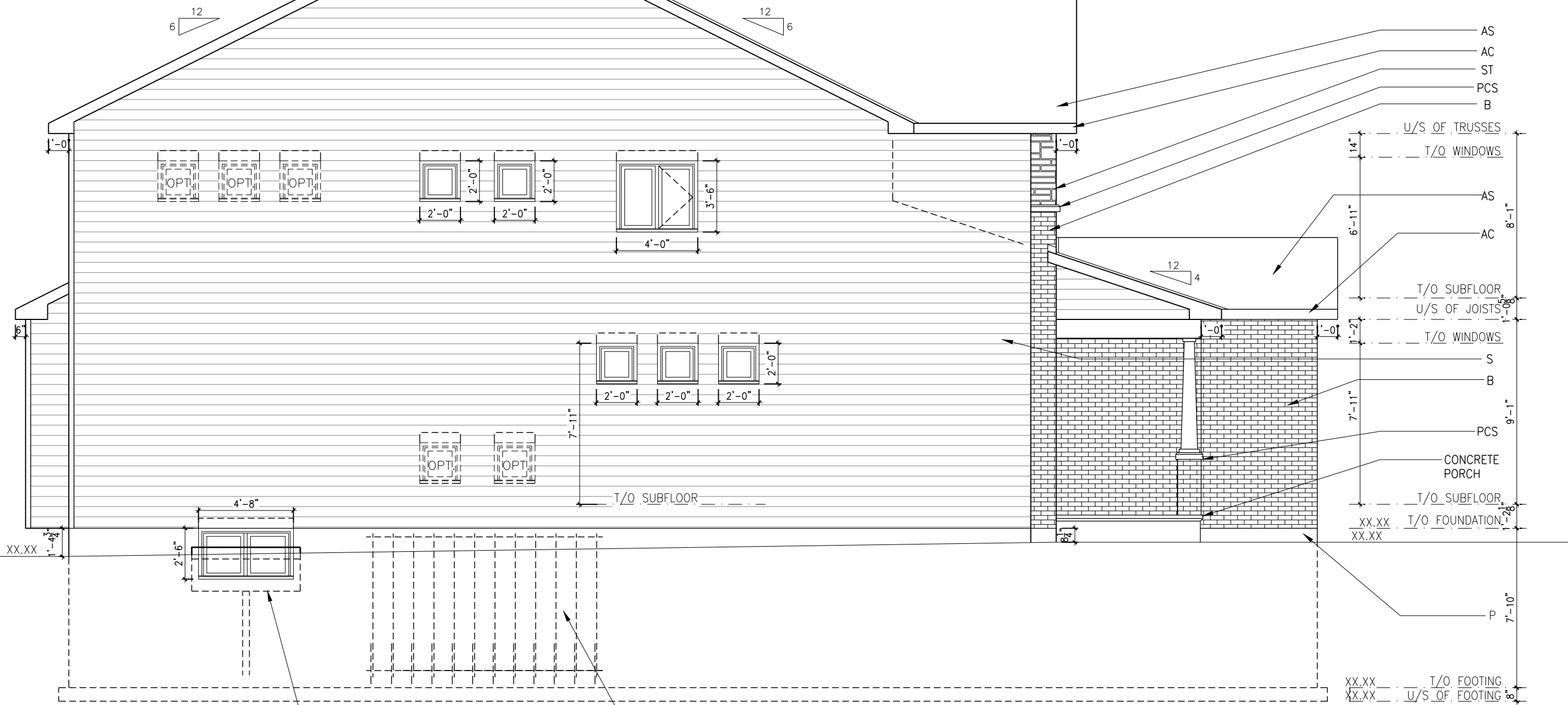
DRAWING:
RIGHT ELEVATION

ADDRESS: XX | SCALE: 3/16" = 1'-0" | DATE: XX/XX/XXXX

830 - THE BUTLER
2022 FOOTPRINT
(STANDARD DRAWINGS)

SHEET:
A2a

UNPROTECTED OPENINGS:
PROPERTY SET BACK 1.2m, ALLOWABLE 7 %
AREA OF EXPOSED BUILDING FACE – 110.53 m. sq.
AREA OF UNPROTECTED OPENINGS – 3.71 m. sq.
PERCENTAGE OF UNPROTECTED OPENINGS – 3.35 %



THE FOUNDATION WALL HEIGHT FOR THIS CONFIGURATION SHALL BE A MAX. OF 8' FROM THE TOP OF FOOTING.
(AS PER LAMPKIN STRUCTURAL MEMO - JULY 11, 2019)

SCALE: 3/16" = 1'-0"



Valecraft
Homes (2019) Limited

A - ALL CONTRACTORS SHALL PERFORM THEIR WORK WHETHER DESCRIBED OR NOT, ACCORDING TO THE APPLICABLE BUILDING CODE REQUIREMENTS AND MUNICIPAL REGULATIONS.

B - THE GENERAL CONTRACTOR SHALL CHECK AND VERIFY ALL DIMENSIONS AND REPORT ERRORS AND OMISSIONS TO VALCECRAFT'S ARCHITECTURAL DEPARTMENT.

C - NO DIMENSION SHOULD BE SCALED ON DRAWINGS.

D - THE GENERAL CONTRACTOR OR SUB-CONTRACTORS WILL BE HELD RESPONSIBLE FOR ALL WORK DONE ON THE CONSTRUCTION SITE.

E - THIS DRAWING IS TO BE USED IN CONJUNCTION WITH SCHEDULE B-1A AND ANY 680'S AND MAY SHOW ONLY SOME OF THE CHANGES DETAILED ON THAT DOCUMENT. SHOULD THE DRAWING NOT SHOW ALL ITEMS CONTAINED ON A SCHEDULE OR MISS OTHER ITEMS ALTOGETHER, THE SCHEDULE IS CONSIDERED THE GOVERNING DOCUMENT.

REV-1	NEW STANDARD DRWG MODIFICATION	05/02/2019	VH
NO	DESCRIPTION	DATE	BY

B - BRICK (MAIN)
B1 - BRICK SOLDIER COURSE (ACCENT)
B2 - BRICK SOLDIER COURSE (ACCENT)
+ 20mm PROUD
B3 - BRICK SLEEPER COURSE
B4 - STACK BOND (ACCENT)
B5 - BRICK SILL (ACCENT)
B6 - BRICK ROW LOCK (ACCENT)
B7 - BRICK CORBELLING
B8 - BRICK COINING 20mm PROUD
+20 - BRICK 20mm PROUD
-20 - BRICK 20mm RECESSED

S - SIDING (HORIZONTAL)
ST - STONE VENEER
T - TRIM 200mm COVE SIDING
AF - ALUMINUM FASCIA
AC - ALUMINUM CLADDING
AB - 48" ALUMINUM BAND
AS - ASPHALT SHINGLES
F - FLASHING
V - ROOF VENT (MAXIMUM)
P - PARGING
PC - PARGING
PCH10 - PRECAST HEADER 10"

PCH8 - PRECAST HEADER 8"
PCS - PRECAST SILL
PCB - PRECAST BAND
VS - VINYL SHAKES
VEC - SIDING (VERTICAL CORNER)

(STANDARD DRAWINGS)

A3a

REAR ELEVATION

SCALE: 3/16" = 1'-0"

LOT: XXXX
DATE: XX/XX/XXXX



A - ALL CONTRACTORS SHALL PERFORM THEIR WORK WHETHER DESCRIBED OR NOT, ACCORDING TO THE APPLICABLE BUILDING CODE REQUIREMENTS AND MUNICIPAL REGULATIONS.
B - THE GENERAL CONTRACTOR SHALL CHECK AND VERIFY ALL DIMENSIONS AND REPORT ERRORS AND OMISSIONS TO VALECRAFT'S ARCHITECTURAL DEPARTMENT.
C - NO DIMENSION SHOULD BE SCALED ON DRAWINGS.
D - THE GENERAL CONTRACTOR OR SUB-CONTRACTORS WILL BE HELD RESPONSIBLE FOR ALL WORK DONE ON THE CONSTRUCTION SITE.
E - THIS DRAWING IS TO BE USED IN CONJUNCTION WITH SCHEDULE B-1A AND ANY 680'S AND MAY SHOW ONLY SOME OF THE CHANGES DETAILED ON THAT DOCUMENT. SHOULD THE DRAWINGS NOT SHOW ALL ITEMS CONTAINED ON A SCHEDULE OR MISS OTHER ITEMS ALTOGETHER, THE SCHEDULE IS CONSIDERED THE GOVERNING DOCUMENT.

I, DANIEL GUERIN, ARCHITECTURAL MANAGER FOR VALECRAFT HOMES LTD., HAVE REVIEWED THE FOLLOWING DOCUMENTS AND TAKE RESPONSIBILITY FOR THE DESIGN ACTIVITIES.			
- PERSONAL BCIN #19896			
- TARIION REGISTRATION NUMBER #611			
** SEE SIGNED SCHEDULE 1: DESIGNER INFORMATION FORM **			
REV-2	NEW STAIRS	04/20/2021	DOYON
REV-1	NEW STANDARD DRWG MODIFICATION	05/02/2019	VH
NO.	DESCRIPTION	DATE	BY

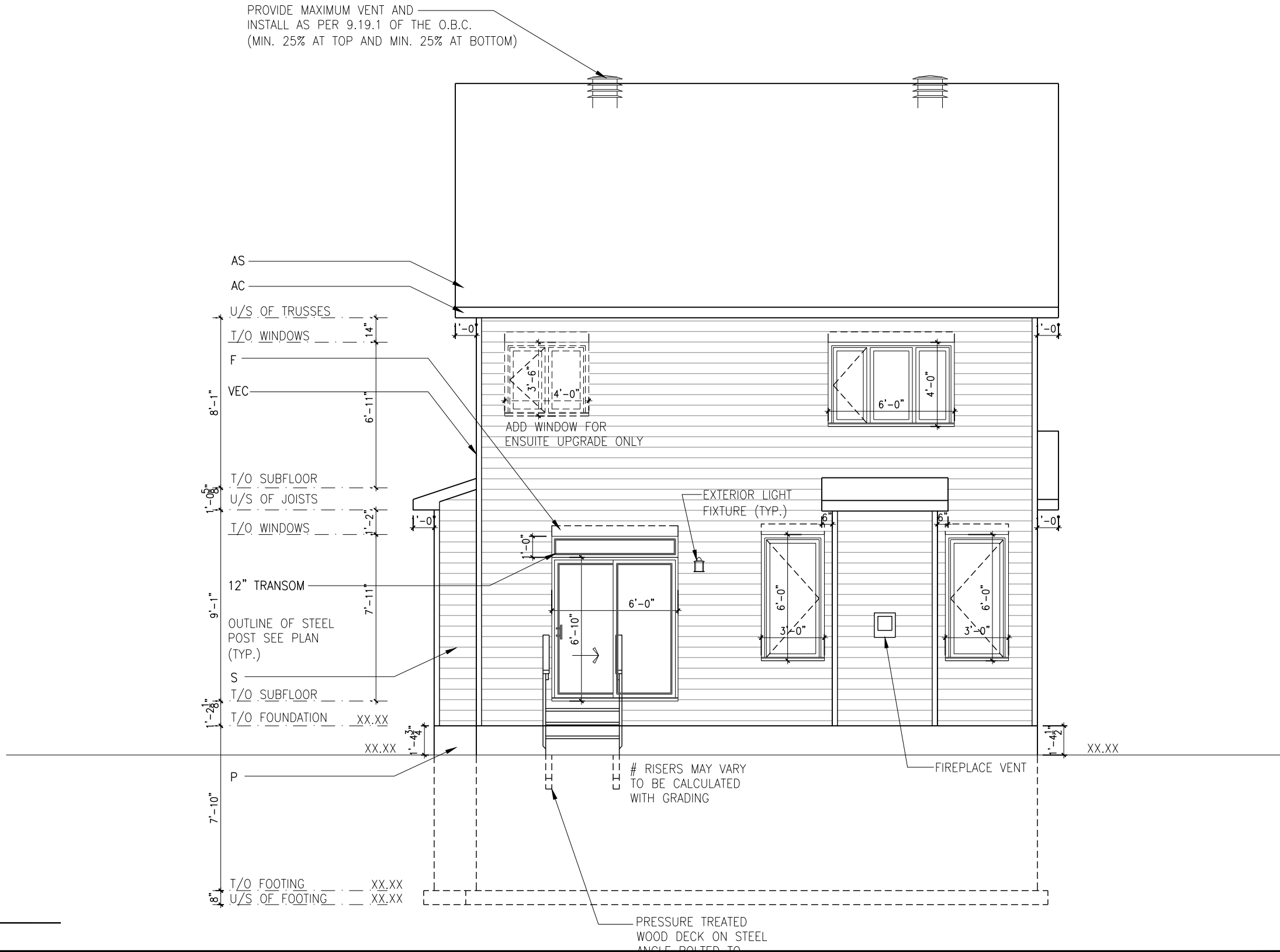
EXTERIOR FINISH LEGEND:

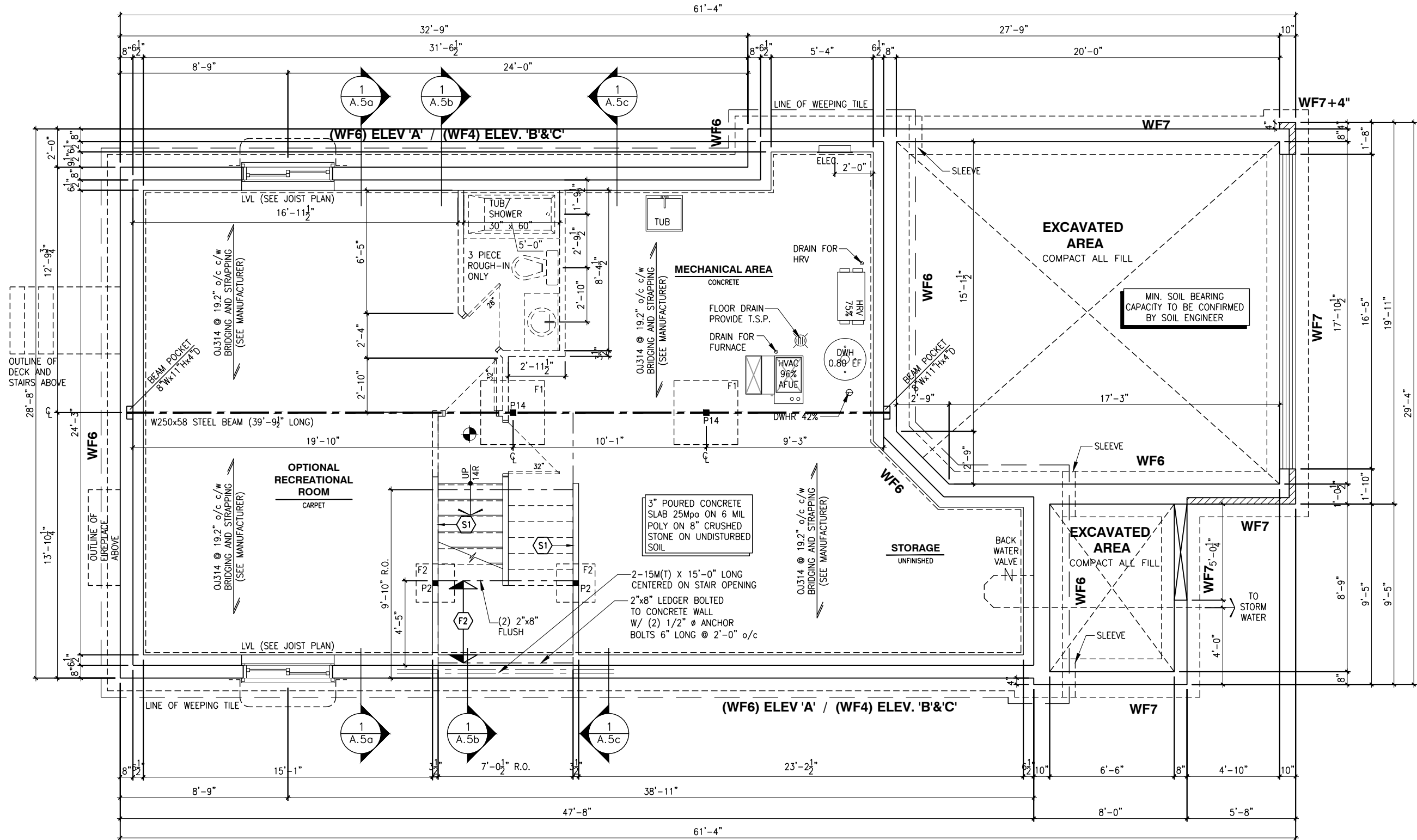
- | | |
|---|----------------------------|
| B - BRICK (MAIN) | S - SIDING (HORIZONTAL) |
| B1 - BRICK SOLDIER COURSE (ACCENT) | ST - STONE VENEER |
| B2 - BRICK SOLDIER COURSE (ACCENT) + 20mm PROUD | T - TRIM 200mm COVE SIDING |
| B3 - BRICK SLEEPER COURSE | AF - ALUMINUM FASCIA |
| B4 - STACK BOND (ACCENT) | AC - ALUMINUM CLADDING |
| B5 - BRICK SILL (ACCENT) | AB - 48" ALUMINUM BAND |
| B6 - BRICK ROW LOCK (ACCENT) | AS - ASPHALT SHINGLES |
| B7 - BRICK CORBELLING | F - FLASHING |
| B8 - BRICK COINING 20mm PROUD | V - ROOF VENT (MAXIMUM) |
| +20 - BRICK 20mm PROUD | P - PARGING |
| -20 - BRICK 20mm RECESSED | PC - PARGING |
| | PCH10 - PRECAST HEADER 10" |

- | |
|--------------------------------|
| PCH8 - PRECAST HEADER 8" |
| PCS - PRECAST SILL |
| PCB - PRECAST BAND |
| VS - VINYL SHAKES |
| VEC - SIDING (VERTICAL CORNER) |

2012 O.B.C. DRAWINGS

DRAWING: REAR ELEVATION		
ADDRESS: XX	SCALE: 3/16" = 1'-0"	DATE: XX/XX/XXXX
830 - THE BUTLER 2022 FOOTPRINT (STANDARD DRAWINGS)		SHEET: A4a





BASEMENT PLAN

SCALE: 3/16" = 1'-0"

LOT: XXXX
DATE: XX/XX/XXXX



A - ALL CONTRACTORS SHALL PERFORM THEIR WORK WHETHER DESCRIBED OR NOT, ACCORDING TO THE APPLICABLE BUILDING CODE REQUIREMENTS AND MUNICIPAL REGULATIONS.
B - THE GENERAL CONTRACTOR SHALL CHECK AND VERIFY ALL DIMENSIONS AND REPORT ERRORS AND OMISSIONS TO VALECRAFT'S ARCHITECTURAL DEPARTMENT.
C - NO DIMENSION SHOULD BE SCALED ON DRAWINGS.
D - THE GENERAL CONTRACTOR OR SUB-CONTRACTORS WILL BE HELD RESPONSIBLE FOR ALL WORK DONE ON THE CONSTRUCTION SITE.
E - THIS DRAWING IS TO BE USED IN CONJUNCTION WITH SCHEDULE B-1A AND ANY 680'S AND MAY SHOW ONLY SOME OF THE CHANGES DETAILED ON THAT DOCUMENT. SHOULD THE DRAWINGS NOT SHOW ALL ITEMS CONTAINED ON A SCHEDULE OR MISS OTHER ITEMS ALTOGETHER, THE SCHEDULE IS CONSIDERED THE GOVERNING DOCUMENT.

I. DANIEL GUERIN, ARCHITECTURAL MANAGER FOR VALECRAFT HOMES LTD., HAVE REVIEWED THE FOLLOWING DOCUMENTS AND TAKE RESPONSIBILITY FOR THE DESIGN ACTIVITIES.			
- PERSONAL BCIN #19896			
- TARIION REGISTRATION NUMBER #611			
** SEE SIGNED SCHEDULE 1: DESIGNER INFORMATION FORM **			
REV-2	NEW STAIRS	04/20/2021	DOYON
REV-1	NEW STANDARD DRWG MODIFICATION	05/02/2019	VH
NO.	DESCRIPTION	DATE	BY

EXTERIOR FINISH LEGEND:

- B - BRICK (MAIN)
- B1 - BRICK SOLDIER COURSE (ACCENT)
- B2 - BRICK SOLDIER COURSE (ACCENT)
- B3 - BRICK SLEEPER COURSE
- B4 - STACK BOND (ACCENT)
- B5 - BRICK SILL (ACCENT)
- B6 - BRICK ROW LOCK (ACCENT)
- B7 - BRICK CORBELLING
- B8 - BRICK COINING 20mm PROUD
- +20 - BRICK 20mm PROUD
- 20 - BRICK 20mm RECESSED
- S - SIDING (HORIZONTAL)
- ST - STONE VENEER
- T - TRIM 200mm COVE SIDING
- AF - ALUMINUM FASCIA
- AC - ALUMINUM CLADDING
- AB - 48" ALUMINUM BAND
- AS - ASPHALT SHINGLES
- F - FLASHING
- V - ROOF VENT (MAXIMUM)
- P - PARGING
- PC - PARGING
- PC10 - PRECAST HEADER 10"
- PCB8 - PRECAST HEADER 8"
- PCS - PRECAST SILL
- PCB - PRECAST BAND
- VS - VINYL SHAKES
- VEC - SIDING (VERTICAL CORNER)

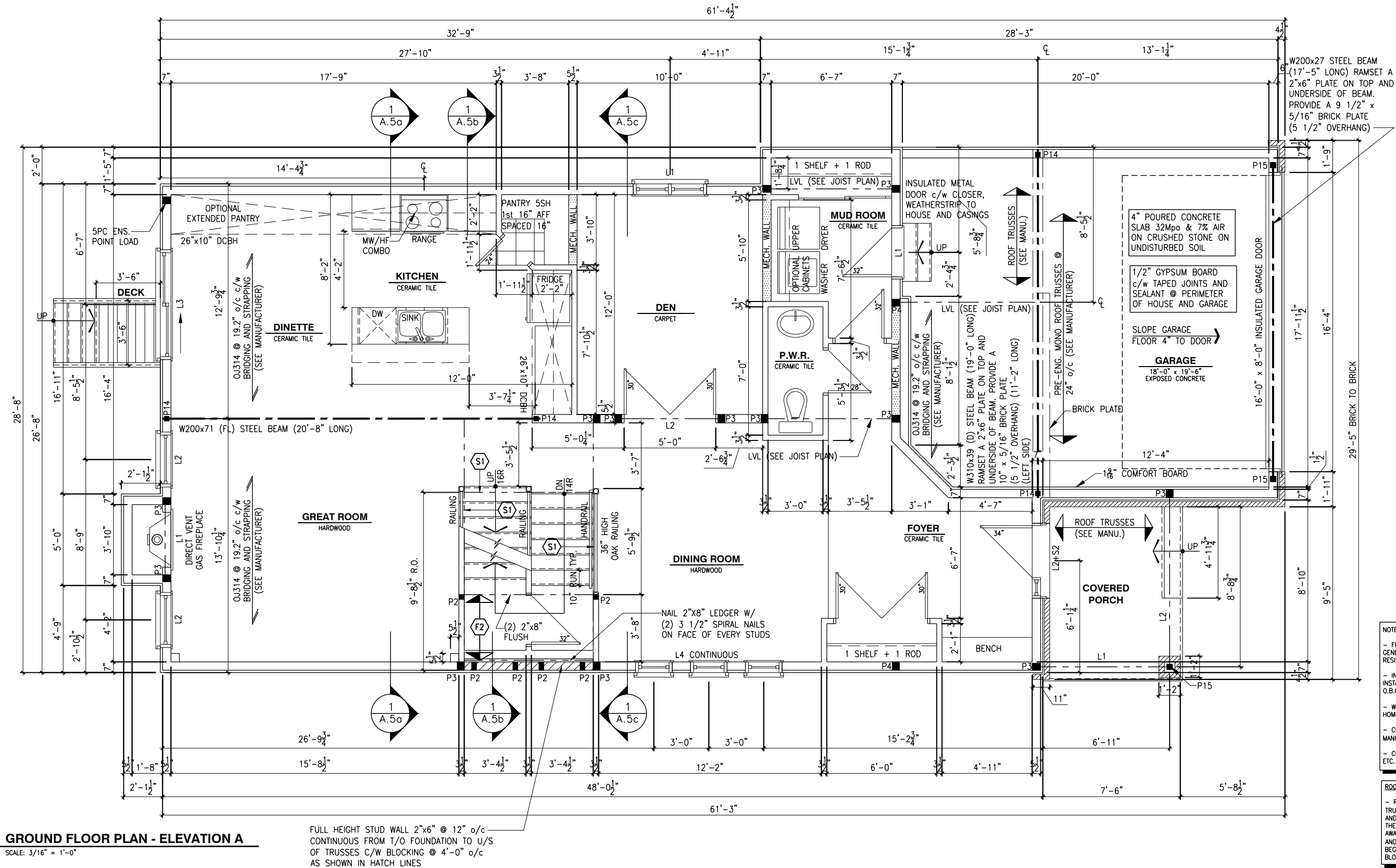
2012 O.B.C. DRAWINGS

DRAWING: BASEMENT PLAN

ADDRESS: XX | SCALE: 3/16" = 1'-0" | DATE: XX/XX/XXXX

830 - THE BUTLER
2022 FOOTPRINT
(STANDARD DRAWINGS)

SHEET: A.6a



- NOTES:
- FINISH FLOORING IN BATHROOMS, KITCHEN, LAUNDRY ROOM, GENERAL STORAGE AREAS AND ENTRANCES SHALL BE WATER RESISTANT;
 - INSTALL STUD REINFORCEMENT TO PERMIT THE FUTURE INSTALLATION OF GRAB BAR IN MAIN BATHROOM AS PER 9.5.2.3. OF O.B.C. 2012;
 - WINDOW SIZE AND R/O ARE TO BE VALIDATED WITH VALECRAFT HOMES LTD AND THE MANUFACTURER;
 - COORD. FLOOR JOIST, LINTEL, ROOF TRUSS AND POSTS WITH MANUFACTURER SPEC'S AND P.ENG. IN OTHER CASE;
 - COORD. LOCATION OF ALL VENTING UNITS, EXTERIOR LIGHTING, ETC. WITH VALECRAFT HOMES LTD AND MANUFACTURERS.

- ROOF AND FLOOR LAYOUT NOTES:
- ROOF AND FLOOR LAYOUT IS A SCHEMATIC LAYOUT TO ASSIST THE TRUSS MANUFACTURER. PROVIDE THE TRUSS MANUFACTURER'S ROOF AND FLOOR LAYOUT FOR BUILDING PERMIT APPLICATION AND FOR THE ON-SITE FRAMING. THE DRAFTING SERVICE OFFICE NEEDS TO BE AWARE OF ANY ALTERNATIVES OR CHANGES REGARDING THE ROOF AND FLOOR'S SCHEMATIC LAYOUT BEFORE THE CONSTRUCTION BEGINS. PROVIDE SUPPORT UNDER GIRDER TRUSS & SOLID BLOCKING DOWN TO FOUNDATION.

LOT: XXXX
DATE: XX/XX/XXXX



A - ALL CONTRACTORS SHALL PERFORM THEIR WORK WHETHER DESCRIBED OR NOT, ACCORDING TO THE APPLICABLE BUILDING CODE REQUIREMENTS AND MUNICIPAL REGULATIONS.
B - THE GENERAL CONTRACTOR SHALL CHECK AND VERIFY ALL DIMENSIONS AND REPORT ERRORS AND OMISSIONS TO VALECRAFT'S ARCHITECTURAL DEPARTMENT.
C - NO DIMENSION SHOULD BE SCALED ON DRAWINGS.
D - THE GENERAL CONTRACTOR OR SUB-CONTRACTORS WILL BE HELD RESPONSIBLE FOR ALL WORK DONE ON THE CONSTRUCTION SITE.
E - THIS DRAWING IS TO BE USED IN CONJUNCTION WITH SCHEDULE B-1A AND ANY 680'S AND MAY SHOW ONLY SOME OF THE CHANGES DETAILED ON THAT DOCUMENT. SHOULD THE DRAWINGS NOT SHOW ALL ITEMS CONTAINED ON A SCHEDULE OR MISS OTHER ITEMS ALTOGETHER, THE SCHEDULE IS CONSIDERED THE GOVERNING DOCUMENT.

I, DANIEL GUERIN, ARCHITECTURAL MANAGER FOR VALECRAFT HOMES LTD., HAVE REVIEWED THE FOLLOWING DOCUMENTS AND TAKE RESPONSIBILITY FOR THE DESIGN ACTIVITIES.			
- PERSONAL BCIN #19896			
- TARIION REGISTRATION NUMBER #611			
** SEE SIGNED SCHEDULE 1: DESIGNER INFORMATION FORM **			
REV-2	NEW STAIRS	04/20/2021	DOYON
REV-1	NEW STANDARD DRWG MODIFICATION	05/02/2019	VH
NO.	DESCRIPTION	DATE	BY

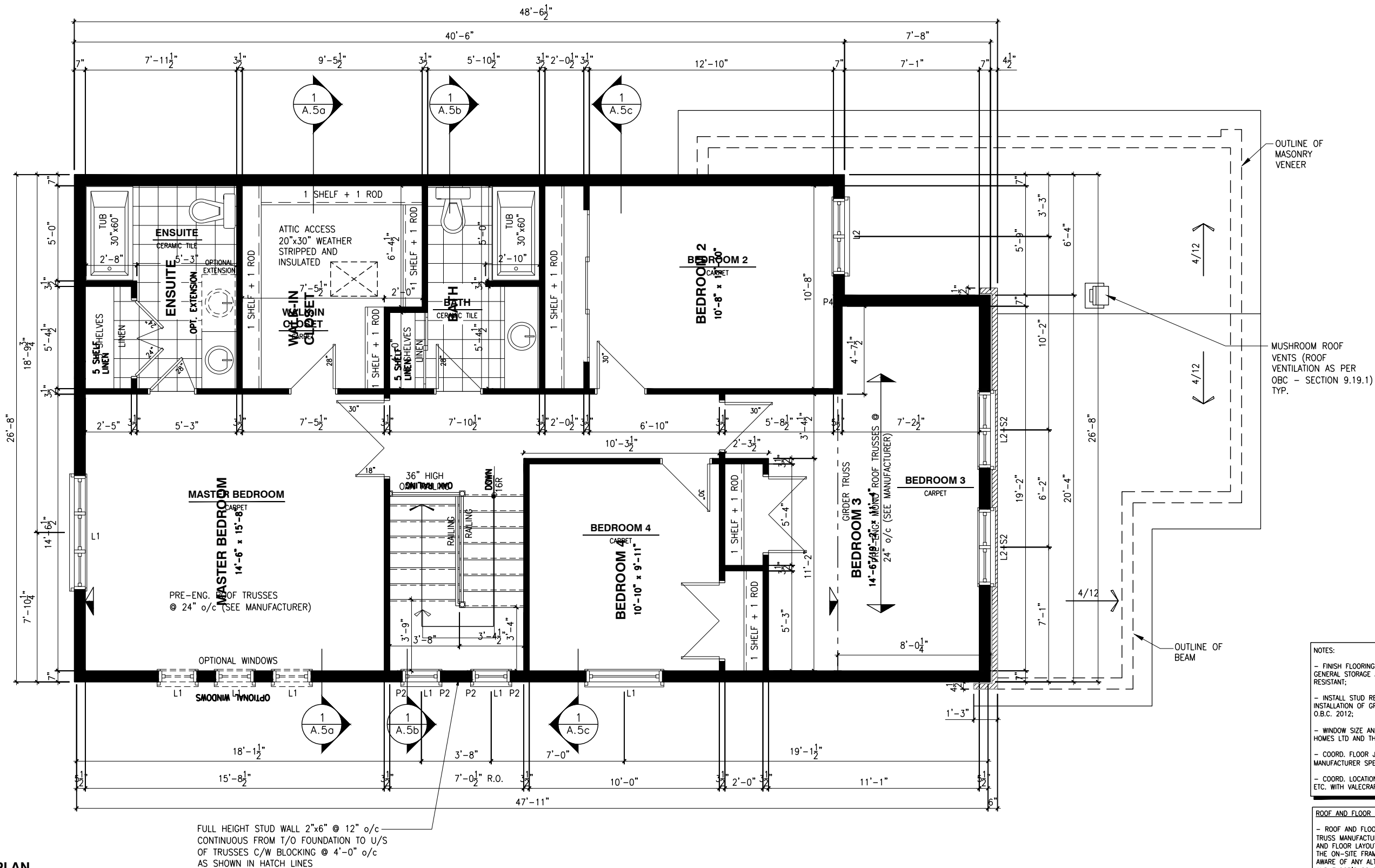
EXTERIOR FINISH LEGEND:

- B - BRICK (MAIN)
B1 - BRICK SOLDIER COURSE (ACCENT)
B2 - BRICK SOLDIER COURSE (ACCENT) + 20mm PROUD
B3 - BRICK SLEEPER COURSE
B4 - STACK BOND (ACCENT)
B5 - BRICK SILL (ACCENT)
B6 - BRICK ROW LOCK (ACCENT)
B7 - BRICK CORBELLING
B8 - BRICK COINING 20mm PROUD
+20 - BRICK 20mm PROUD
-20 - BRICK 20mm RECESSED
S - SIDING (HORIZONTAL)
ST - STONE VENEER
T - TRIM 200mm COVE SIDING
AF - ALUMINUM FASCIA
AC - ALUMINUM CLADDING
AB - 48" ALUMINUM BAND
AS - ASPHALT SHINGLES
F - FLASHING
V - ROOF VENT (MAXIMUM)
P - PARGING
PC - PARGING
PCH10 - PRECAST HEADER 10"

- PCH8 - PRECAST HEADER 8"
PCS - PRECAST SILL
PCB - PRECAST BAND
VS - VINYL SHAKES
VEC - SIDING (VERTICAL CORNER)

2012 O.B.C. DRAWINGS

DRAWING: GROUND FLOOR PLAN ELEVATION A		
ADDRESS: xx	SCALE: 3/16" = 1'-0"	DATE: xx/xx/xxxx
830 - THE BUTLER 2022 FOOTPRINT (STANDARD DRAWINGS)		SHEET: A7a



SECOND FLOOR PLAN

SCALE: 3/16" = 1'-0"

LOT: XXXX
DATE: XX/XX/XXXX



A - ALL CONTRACTORS SHALL PERFORM THEIR WORK WHETHER DESCRIBED OR NOT, ACCORDING TO THE APPLICABLE BUILDING CODE REQUIREMENTS AND MUNICIPAL REGULATIONS.
B - THE GENERAL CONTRACTOR SHALL CHECK AND VERIFY ALL DIMENSIONS AND REPORT ERRORS AND OMISSIONS TO VALECRAFT'S ARCHITECTURAL DEPARTMENT.
C - NO DIMENSION SHOULD BE SCALED ON DRAWINGS.
D - THE GENERAL CONTRACTOR OR SUB-CONTRACTORS WILL BE HELD RESPONSIBLE FOR ALL WORK DONE ON THE CONSTRUCTION SITE.
E - THIS DRAWING IS TO BE USED IN CONJUNCTION WITH SCHEDULE B-1A AND ANY 680'S AND MAY SHOW ONLY SOME OF THE CHANGES DETAILED ON THAT DOCUMENT. SHOULD THE DRAWINGS NOT SHOW ALL ITEMS CONTAINED ON A SCHEDULE OR MISS OTHER ITEMS ALTOGETHER, THE SCHEDULE IS CONSIDERED THE GOVERNING DOCUMENT.

I, DANIEL GUERIN, ARCHITECTURAL MANAGER FOR VALECRAFT HOMES LTD., HAVE REVIEWED THE FOLLOWING DOCUMENTS AND TAKE RESPONSIBILITY FOR THE DESIGN ACTIVITIES.

- PERSONAL BCIN #19896
- TARIION REGISTRATION NUMBER #611

** SEE SIGNED SCHEDULE 1: DESIGNER INFORMATION FORM **

REV	NO.	DESCRIPTION	DATE	BY
REV-2	NEW STAIRS	04/20/2021	DOYON	
REV-1	NEW STANDARD DRWG MODIFICATION	05/02/2019	VH	
NO.				

EXTERIOR FINISH LEGEND:

- B - BRICK (MAIN)
- B1 - BRICK SOLDIER COURSE (ACCENT)
- B2 - BRICK SOLDIER COURSE (ACCENT)
- B3 - BRICK SLEEPER COURSE
- B4 - STACK BOND (ACCENT)
- B5 - BRICK SILL (ACCENT)
- B6 - BRICK ROW LOCK (ACCENT)
- B7 - BRICK CORBELLING
- B8 - BRICK COINING 20mm PROUD
- +20 - BRICK 20mm PROUD
- 20 - BRICK 20mm RECESSED
- S - SIDING (HORIZONTAL)
- ST - STONE VENEER
- T - TRIM 200mm COVE SIDING
- AF - ALUMINUM FASCIA
- AC - ALUMINUM CLADDING
- AB - 48" ALUMINUM BAND
- AS - ASPHALT SHINGLES
- F - FLASHING
- V - ROOF VENT (MAXIMUM)
- P - PARGING
- PC - PARGING
- PC10 - PRECAST HEADER 10"

- PCB8 - PRECAST HEADER 8"
- PCS - PRECAST SILL
- PCB - PRECAST BAND
- VS - VINYL SHAKES
- VEC - SIDING (VERTICAL CORNER)

2012 O.B.C. DRAWINGS

DRAWING:

SECOND FLOOR PLAN

ADDRESS:

xx

SCALE:

3/16" = 1'-0"

DATE:

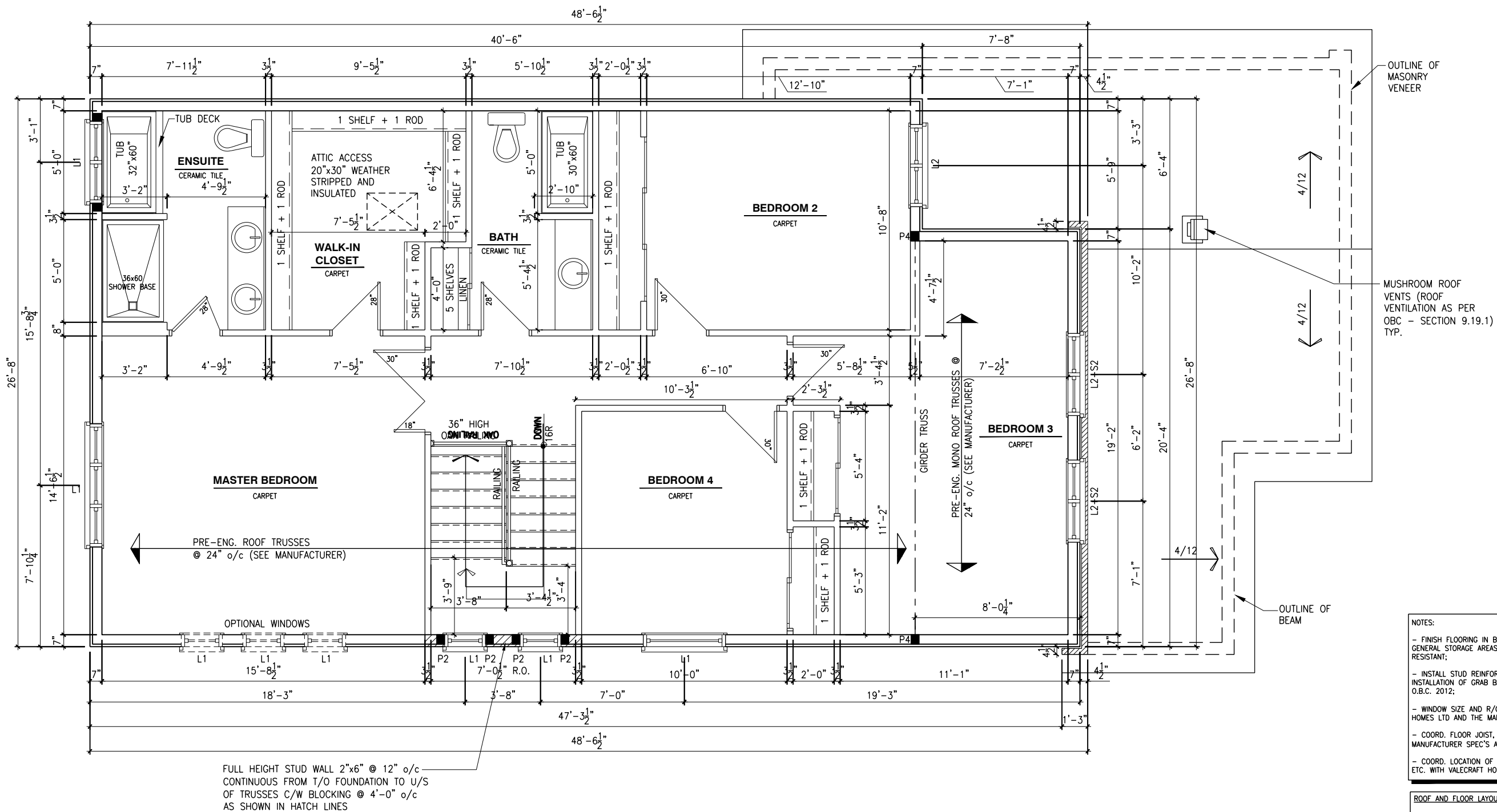
xx/xx/xxxx

830 - THE BUTLER
2022 FOOTPRINT

(STANDARD DRAWINGS)

SHEET:

A8a



LOT: XXXX
DATE: XX/XX/XXXX



A - ALL CONTRACTORS SHALL PERFORM THEIR WORK WHETHER DESCRIBED OR NOT, ACCORDING TO THE APPLICABLE BUILDING CODE REQUIREMENTS AND MUNICIPAL REGULATIONS.
B - THE GENERAL CONTRACTOR SHALL CHECK AND VERIFY ALL DIMENSIONS AND REPORT ERRORS AND OMISSIONS TO VALECRAFT'S ARCHITECTURAL DEPARTMENT.
C - NO DIMENSION SHOULD BE SCALED ON DRAWINGS.
D - THE GENERAL CONTRACTOR OR SUB-CONTRACTORS WILL BE HELD RESPONSIBLE FOR ALL WORK DONE ON THE CONSTRUCTION SITE.
E - THIS DRAWING IS TO BE USED IN CONJUNCTION WITH SCHEDULE B-1A AND ANY 680'S AND MAY SHOW ONLY SOME OF THE CHANGES DETAILED ON THAT DOCUMENT. SHOULD THE DRAWINGS NOT SHOW ALL ITEMS CONTAINED ON A SCHEDULE OR MISS OTHER ITEMS ALTOGETHER, THE SCHEDULE IS CONSIDERED THE GOVERNING DOCUMENT.

I, <u>DANIEL GUERIN</u> , ARCHITECTURAL MANAGER FOR VALECRAFT HOMES LTD., HAVE REVIEWED THE FOLLOWING DOCUMENTS AND TAKE RESPONSIBILITY FOR THE DESIGN ACTIVITIES.			
- PERSONAL BCIN #19896			
- TARIION REGISTRATION NUMBER #611			
** SEE SIGNED SCHEDULE 1: DESIGNER INFORMATION FORM **			
REV-2	NEW STAIRS	04/20/2021	DOYON
REV-1	NEW STANDARD DRWG MODIFICATION	05/02/2019	VH
NO.	DESCRIPTION	DATE	BY

EXTERIOR FINISH LEGEND:

B - BRICK (MAIN)
B1 - BRICK SOLDIER COURSE (ACCENT)
B2 - BRICK SOLDIER COURSE (ACCENT)
B3 - BRICK SLEEPER COURSE
B4 - STACK BOND (ACCENT)
B5 - BRICK SILL (ACCENT)
B6 - BRICK ROW LOCK (ACCENT)
B7 - BRICK CORBELLING
B8 - BRICK COINING 20mm PROUD
+20 - BRICK 20mm PROUD
-20 - BRICK 20mm RECESSED

S - SIDING (HORIZONTAL)
ST - STONE VENEER
T - TRIM 200mm COVE SIDING
AF - ALUMINUM FASCIA
AC - ALUMINUM CLADDING
AB - 48" ALUMINUM BAND
AS - ASPHALT SHINGLES
F - FLASHING
V - ROOF VENT (MAXIMUM)
P - PARCHING
PC - PRECAST
PCH8 - PRECAST HEADER 8"
PCS - PRECAST SILL
PCB - PRECAST BAND
VS - VINYL SHAKES
VEC - SIDING (VERTICAL CORNER)

PCH8 - PRECAST HEADER 8"
PCS - PRECAST SILL
PCB - PRECAST BAND
VS - VINYL SHAKES
VEC - SIDING (VERTICAL CORNER)

2012 O.B.C. DRAWINGS

DRAWING:

SECOND FLOOR PLAN

ADDRESS: XX

SCALE: 3/16" = 1'-0"

DATE: XX/XX/XXXX

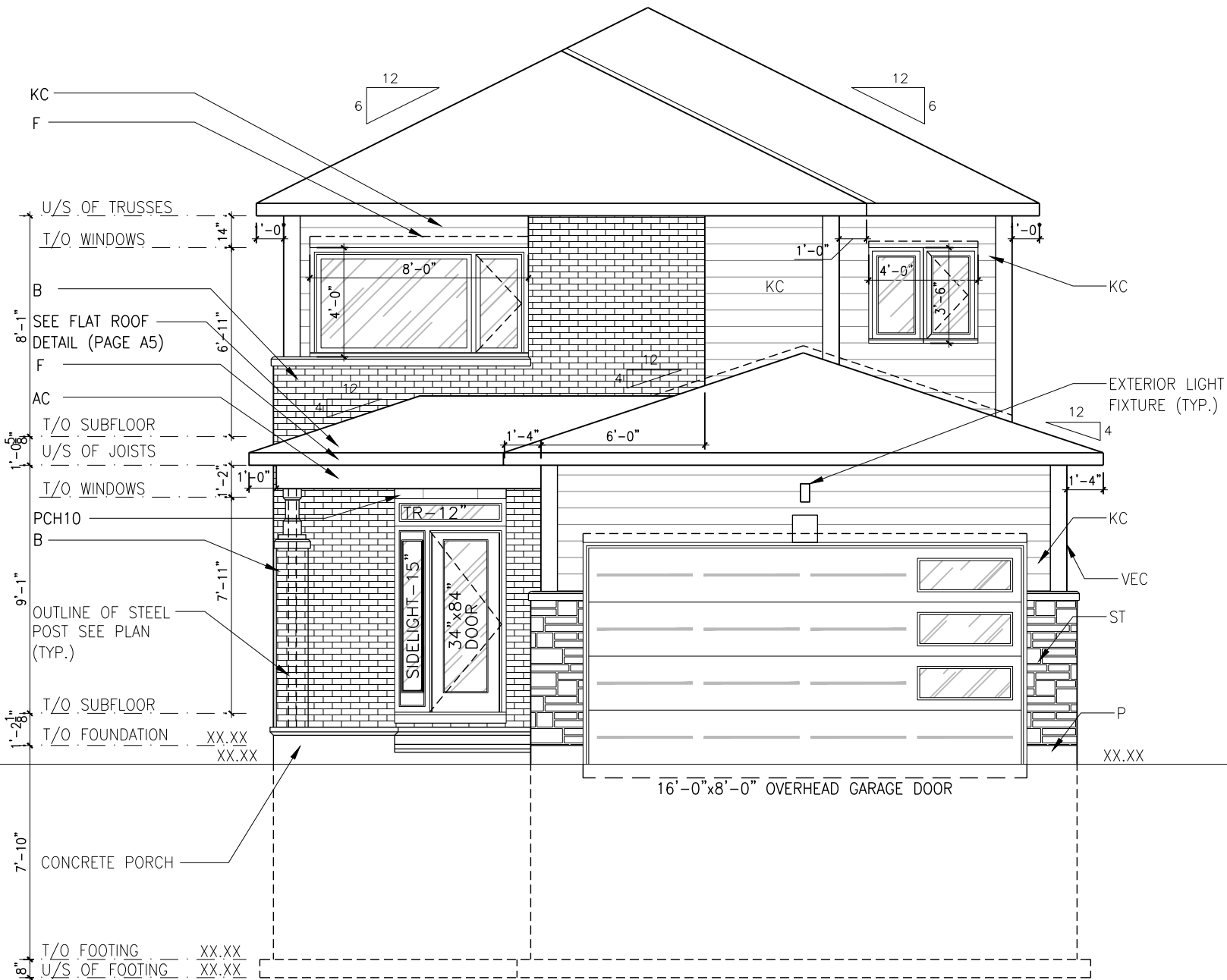
830 - THE BUTLER
2022 FOOTPRINT
(STANDARD DRAWINGS)

SHEET:

A8a

EXTERIOR FINISH LEGEND:

- B - BRICK (MAIN)
B1 - BRICK SOLDIER COURSE (ACCENT)
B2 - BRICK SOLDIER COURSE (ACCENT)
+ 20mm PROUD
B3 - BRICK SLEEPER COURSE
B4 - STACK BOND (ACCENT)
B5 - BRICK SILL (ACCENT)
B6 - BRICK ROW LOCK (ACCENT)
B7 - BRICK CORBELLING
B8 - BRICK COINING 20mm PROUD
+20 - BRICK 20mm PROUD
-20 - BRICK 20mm RECESSED
S - SIDING (HORIZONTAL)
SV - SIDING (VERTICAL)
ST - STONE VENEER
T - TRIM 200mm COVE SIDING
AF - ALUMINUM FASCIA
AC - ALUMINUM CLADDING
AB - 48" ALUMINUM BAND
AS - ASPHALT SHINGLES
F - FLASHING
V - ROOF VENT (MAXIMUM)
P - PARGING
PC - PARGING
PCH10 - PRECAST HEADER 10"
PCH8 - PRECAST HEADER 8"
PCS - PRECAST SILL
PCB - PRECAST BAND
VS - VINYL SHAKES
VEC - SIDING (VERTICAL CORNER)
KC - KAYCAN WOOD SIDING - 7 1/4" LAP



FRONT ELEVATION - ELEV. 'B'

SCALE: 3/16" = 1'-0"

LOT: XXXX
DATE: XX/XX/XXXX



A - ALL CONTRACTORS SHALL PERFORM THEIR WORK WHETHER DESCRIBED OR NOT, ACCORDING TO THE APPLICABLE BUILDING CODE REQUIREMENTS AND MUNICIPAL REGULATIONS.
B - THE GENERAL CONTRACTOR SHALL CHECK AND VERIFY ALL DIMENSIONS AND REPORT ERRORS AND OMISSIONS TO VALECRAFT'S ARCHITECTURAL DEPARTMENT.
C - NO DIMENSION SHOULD BE SCALED ON DRAWINGS.
D - THE GENERAL CONTRACTOR OR SUB-CONTRACTORS WILL BE HELD RESPONSIBLE FOR ALL WORK DONE ON THE CONSTRUCTION SITE.
E - THIS DRAWING IS TO BE USED IN CONJUNCTION WITH SCHEDULE B-1A AND ANY 680'S AND MAY SHOW ONLY SOME OF THE CHANGES DETAILED ON THAT DOCUMENT. SHOULD THE DRAWINGS NOT SHOW ALL ITEMS CONTAINED ON A SCHEDULE OR MISS OTHER ITEMS ALTOGETHER, THE SCHEDULE IS CONSIDERED THE GOVERNING DOCUMENT.

I, DANIEL GUERIN, ARCHITECTURAL MANAGER FOR VALECRAFT HOMES LTD., HAVE REVIEWED THE FOLLOWING DOCUMENTS AND TAKE RESPONSIBILITY FOR THE DESIGN ACTIVITIES.			
- PERSONAL BCIN #19896			
- TARIION REGISTRATION NUMBER #611			
** SEE SIGNED SCHEDULE 1: DESIGNER INFORMATION FORM **			
REV-2	NEW STAIRS	04/20/2021	DOYON
REV-1	NEW STANDARD DRWG MODIFICATION	05/02/2019	VH
NO.	DESCRIPTION	DATE	BY

EXTERIOR FINISH LEGEND:

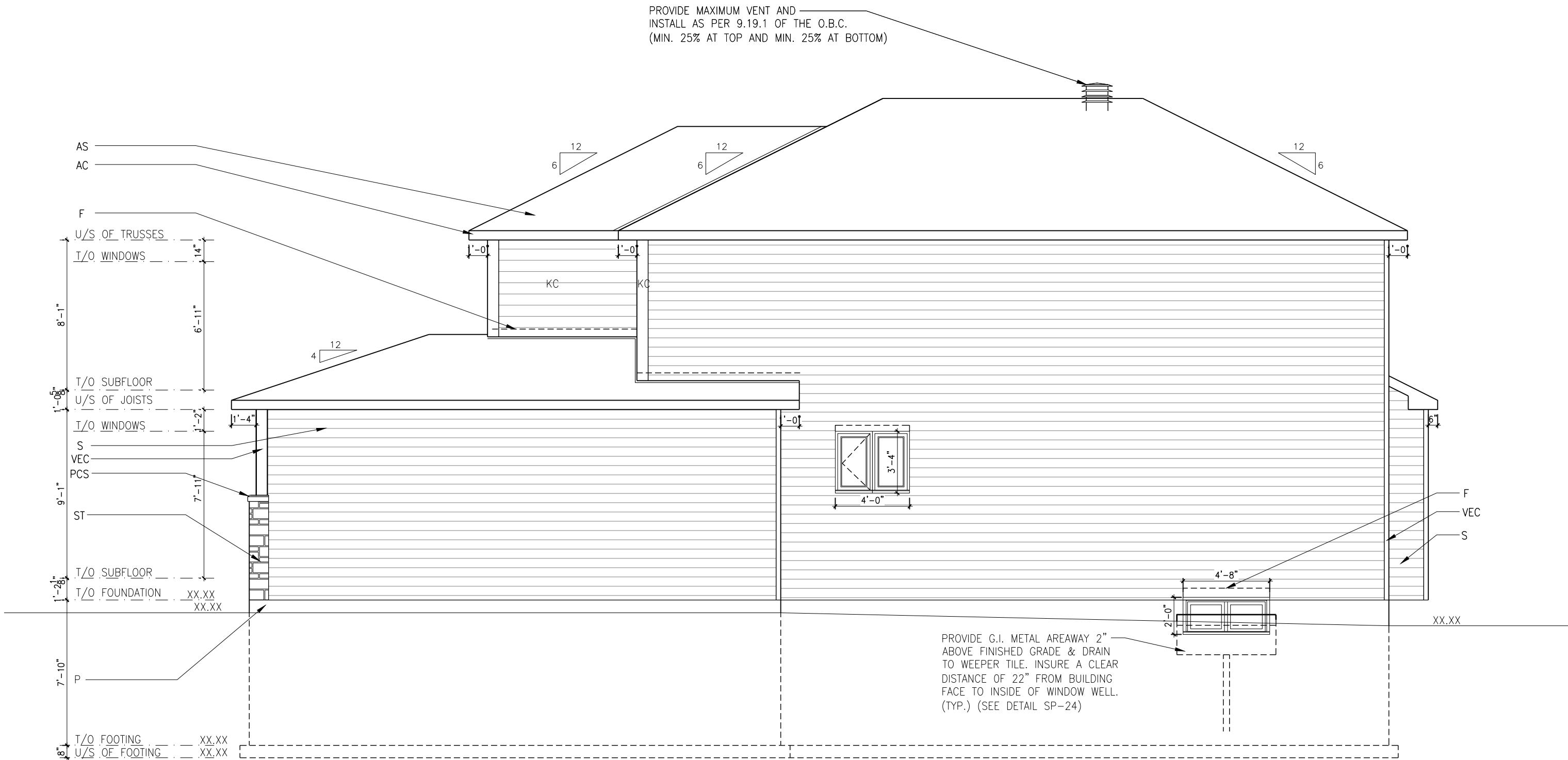
- B - BRICK (MAIN)
B1 - BRICK SOLDIER COURSE (ACCENT)
B2 - BRICK SOLDIER COURSE (ACCENT)
+ 20mm PROUD
B3 - BRICK SLEEPER COURSE
B4 - STACK BOND (ACCENT)
B5 - BRICK SILL (ACCENT)
B6 - BRICK ROW LOCK (ACCENT)
B7 - BRICK CORBELLING
B8 - BRICK COINING 20mm PROUD
+20 - BRICK 20mm PROUD
-20 - BRICK 20mm RECESSED

- S - SIDING (HORIZONTAL)
ST - STONE VENEER
T - TRIM 200mm COVE SIDING
AF - ALUMINUM FASCIA
AC - ALUMINUM CLADDING
AB - 48" ALUMINUM BAND
AS - ASPHALT SHINGLES
F - FLASHING
V - ROOF VENT (MAXIMUM)
P - PARGING
PC - PARGING
PCH10 - PRECAST HEADER 10"

- PCH8 - PRECAST HEADER 8"
PCS - PRECAST SILL
PCB - PRECAST BAND
VS - VINYL SHAKES
VEC - SIDING (VERTICAL CORNER)

2012 O.B.C. DRAWINGS

DRAWING: FRONT ELEVATION B		
ADDRESS: XX	SCALE: 3/16" = 1'-0"	DATE: XX/XX/XXXX
830 - THE BUTLER 2022 FOOTPRINT (STANDARD DRAWINGS)		SHEET: A1b



RIGHT ELEVATION

SCALE: 3/16" = 1'-0"

LOT: XXXX
DATE: XX/XX/XXXX



A - ALL CONTRACTORS SHALL PERFORM THEIR WORK WHETHER DESCRIBED OR NOT, ACCORDING TO THE APPLICABLE BUILDING CODE REQUIREMENTS AND MUNICIPAL REGULATIONS.
B - THE GENERAL CONTRACTOR SHALL CHECK AND VERIFY ALL DIMENSIONS AND REPORT ERRORS AND OMISSIONS TO VALECRAFT'S ARCHITECTURAL DEPARTMENT.
C - NO DIMENSION SHOULD BE SCALED ON DRAWINGS.
D - THE GENERAL CONTRACTOR OR SUB-CONTRACTORS WILL BE HELD RESPONSIBLE FOR ALL WORK DONE ON THE CONSTRUCTION SITE.
E - THIS DRAWING IS TO BE USED IN CONJUNCTION WITH SCHEDULE B-1A AND ANY 680'S AND MAY SHOW ONLY SOME OF THE CHANGES DETAILED ON THAT DOCUMENT. SHOULD THE DRAWINGS NOT SHOW ALL ITEMS CONTAINED ON A SCHEDULE OR MISS OTHER ITEMS ALTOGETHER, THE SCHEDULE IS CONSIDERED THE GOVERNING DOCUMENT.

I, DANIEL GUERIN, ARCHITECTURAL MANAGER FOR VALECRAFT HOMES LTD., HAVE REVIEWED THE FOLLOWING DOCUMENTS AND TAKE RESPONSIBILITY FOR THE DESIGN ACTIVITIES.			
- PERSONAL BCIN #19896			
- TARIION REGISTRATION NUMBER #611			
** SEE SIGNED SCHEDULE 1: DESIGNER INFORMATION FORM **			
REV-2	NEW STAIRS	04/20/2021	DOYON
REV-1	NEW STANDARD DRWG MODIFICATION	05/02/2019	VH
NO.	DESCRIPTION	DATE	BY

EXTERIOR FINISH LEGEND:

- B - BRICK (MAIN)
B1 - BRICK SOLDIER COURSE (ACCENT)
B2 - BRICK SOLDIER COURSE (ACCENT) + 20mm PROUD
B3 - BRICK SLEEPER COURSE
B4 - STACK BOND (ACCENT)
B5 - BRICK SILL (ACCENT)
B6 - BRICK ROW LOCK (ACCENT)
B7 - BRICK CORBELLING
B8 - BRICK COINING 20mm PROUD
+20 - BRICK 20mm PROUD
-20 - BRICK 20mm RECESSED
- S - SIDING (HORIZONTAL)
ST - STONE VENEER
T - TRIM 200mm COVE SIDING
AF - ALUMINUM FASCIA
AC - ALUMINUM CLADDING
AB - 48" ALUMINUM BAND
AS - ASPHALT SHINGLES
F - FLASHING
V - ROOF VENT (MAXIMUM)
P - PARGING
PC - PARGING
PCH10 - PRECAST HEADER 10"

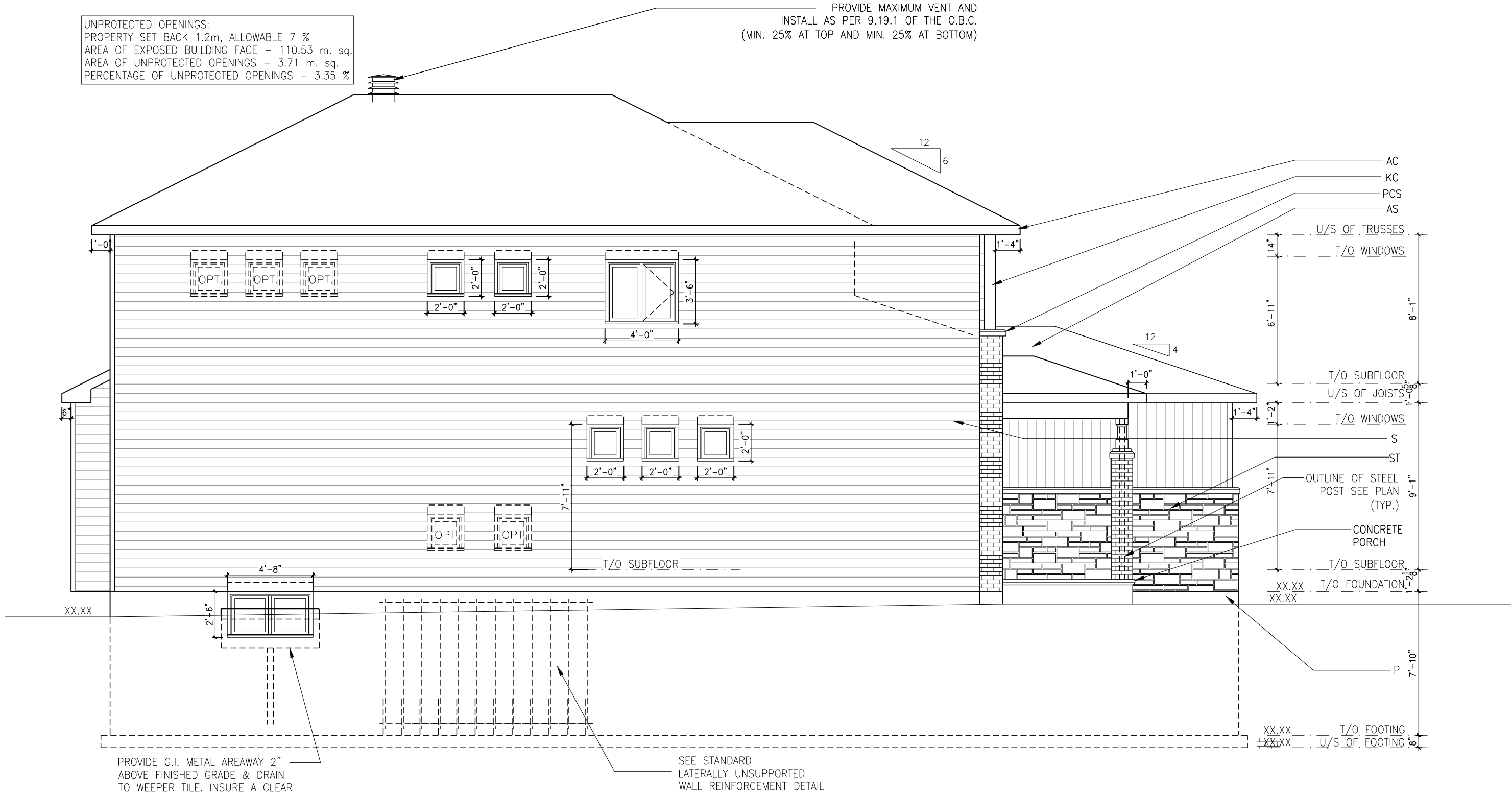
- PCH8 - PRECAST HEADER 8"
PCS - PRECAST SILL
PCB - PRECAST BAND
VS - VINYL SHAKES
VEC - SIDING (VERTICAL CORNER)

2012 O.B.C. DRAWINGS

DRAWING: RIGHT ELEVATION		
ADDRESS: XX	SCALE: 3/16" = 1'-0"	DATE: XX/XX/XXXX
830 - THE BUTLER 2022 FOOTPRINT (STANDARD DRAWINGS)		SHEET: A2b

UNPROTECTED OPENINGS:
PROPERTY SET BACK 1.2m, ALLOWABLE 7 %
AREA OF EXPOSED BUILDING FACE - 110.53 m. sq.
AREA OF UNPROTECTED OPENINGS - 3.71 m. sq.
PERCENTAGE OF UNPROTECTED OPENINGS - 3.35 %

PROVIDE MAXIMUM VENT AND
INSTALL AS PER 9.19.1 OF THE O.B.C.
(MIN. 25% AT TOP AND MIN. 25% AT BOTTOM)



LEFT ELEVATION

SCALE: 3/16" = 1'-0"

LOT: XXXX
DATE: XX/XX/XXXX



A - ALL CONTRACTORS SHALL PERFORM THEIR WORK WHETHER DESCRIBED OR NOT, ACCORDING TO THE APPLICABLE BUILDING CODE REQUIREMENTS AND MUNICIPAL REGULATIONS.
B - THE GENERAL CONTRACTOR SHALL CHECK AND VERIFY ALL DIMENSIONS AND REPORT ERRORS AND OMISSIONS TO VALECRAFT'S ARCHITECTURAL DEPARTMENT.
C - NO DIMENSION SHOULD BE SCALED ON DRAWINGS.
D - THE GENERAL CONTRACTOR OR SUB-CONTRACTORS WILL BE HELD RESPONSIBLE FOR ALL WORK DONE ON THE CONSTRUCTION SITE.
E - THIS DRAWING IS TO BE USED IN CONJUNCTION WITH SCHEDULE B-1A AND ANY 680'S AND MAY SHOW ONLY SOME OF THE CHANGES DETAILED ON THAT DOCUMENT. SHOULD THE DRAWINGS NOT SHOW ALL ITEMS CONTAINED ON A SCHEDULE OR MISS OTHER ITEMS ALTOGETHER, THE SCHEDULE IS CONSIDERED THE GOVERNING DOCUMENT.

I, DANIEL GUERIN, ARCHITECTURAL MANAGER FOR VALECRAFT HOMES LTD., HAVE REVIEWED THE FOLLOWING DOCUMENTS AND TAKE RESPONSIBILITY FOR THE DESIGN ACTIVITIES.			
- PERSONAL BCIN #19896			
- TARIION REGISTRATION NUMBER #611			
** SEE SIGNED SCHEDULE 1: DESIGNER INFORMATION FORM **			
REV-2	NEW STAIRS	04/20/2021	DOYON
REV-1	NEW STANDARD DRWG MODIFICATION	05/02/2019	VH
NO.	DESCRIPTION	DATE	BY

EXTERIOR FINISH LEGEND:

B - BRICK (MAIN)
B1 - BRICK SOLDIER COURSE (ACCENT)
B2 - BRICK SOLDIER COURSE (ACCENT)
+ 20mm PROUD
B3 - BRICK SLEEPER COURSE
B4 - STACK BOND (ACCENT)
B5 - BRICK SILL (ACCENT)
B6 - BRICK ROW LOCK (ACCENT)
B7 - BRICK CORBELLING
B8 - BRICK COINING 20mm PROUD
+20 - BRICK 20mm PROUD
-20 - BRICK 20mm RECESSED

S - SIDING (HORIZONTAL)
ST - STONE VENEER
T - TRIM 200mm COVE SIDING
AF - ALUMINUM FASCIA
AC - ALUMINUM CLADDING
AB - 48" ALUMINUM BAND
AS - ASPHALT SHINGLES
F - FLASHING
V - ROOF VENT (MAXIMUM)
P - PARGING
PC - PARGING
PCH10 - PRECAST HEADER 10"

PCH8 - PRECAST HEADER 8"
PCS - PRECAST SILL
PCB - PRECAST BAND
VS - VINYL SHAKES
VEC - SIDING (VERTICAL CORNER)

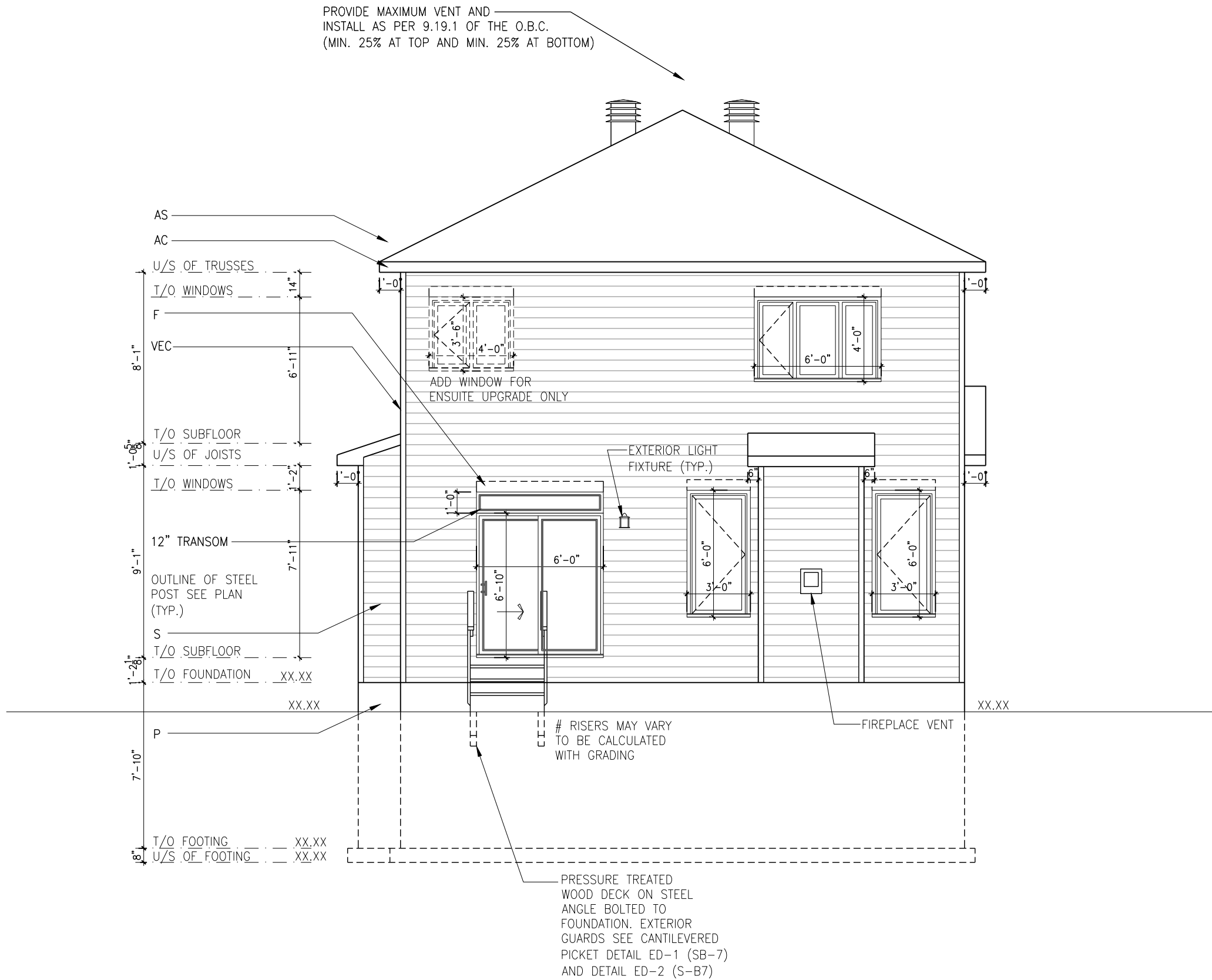
2012 O.B.C. DRAWINGS

DRAWING: LEFT ELEVATION

ADDRESS: XXSCALE: 3/16" = 1'-0"DATE: XX/XX/XXXX

830 - THE BUTLER
2022 FOOTPRINT
(STANDARD DRAWINGS)

SHEET: A3b



REAR ELEVATION

SCALE: 3/16" = 1'-0"

LOT: XXXX
DATE: XX/XX/XXXX



A - ALL CONTRACTORS SHALL PERFORM THEIR WORK WHETHER DESCRIBED OR NOT, ACCORDING TO THE APPLICABLE BUILDING CODE REQUIREMENTS AND MUNICIPAL REGULATIONS.
B - THE GENERAL CONTRACTOR SHALL CHECK AND VERIFY ALL DIMENSIONS AND REPORT ERRORS AND OMISSIONS TO VALECRAFT'S ARCHITECTURAL DEPARTMENT.
C - NO DIMENSION SHOULD BE SCALED ON DRAWINGS.
D - THE GENERAL CONTRACTOR OR SUB-CONTRACTORS WILL BE HELD RESPONSIBLE FOR ALL WORK DONE ON THE CONSTRUCTION SITE.
E - THIS DRAWING IS TO BE USED IN CONJUNCTION WITH SCHEDULE B-1A AND ANY 680'S AND MAY SHOW ONLY SOME OF THE CHANGES DETAILED ON THAT DOCUMENT. SHOULD THE DRAWINGS NOT SHOW ALL ITEMS CONTAINED ON A SCHEDULE OR MISS OTHER ITEMS ALTOGETHER, THE SCHEDULE IS CONSIDERED THE GOVERNING DOCUMENT.

I, DANIEL GUERIN, ARCHITECTURAL MANAGER FOR VALECRAFT HOMES LTD., HAVE REVIEWED THE FOLLOWING DOCUMENTS AND TAKE RESPONSIBILITY FOR THE DESIGN ACTIVITIES.			
- PERSONAL BCIN #19896			
- TARIION REGISTRATION NUMBER #611			
** SEE SIGNED SCHEDULE 1: DESIGNER INFORMATION FORM **			
REV-2	NEW STAIRS	04/20/2021	DOYON
REV-1	NEW STANDARD DRWG MODIFICATION	05/02/2019	VH
NO.	DESCRIPTION	DATE	BY

EXTERIOR FINISH LEGEND:

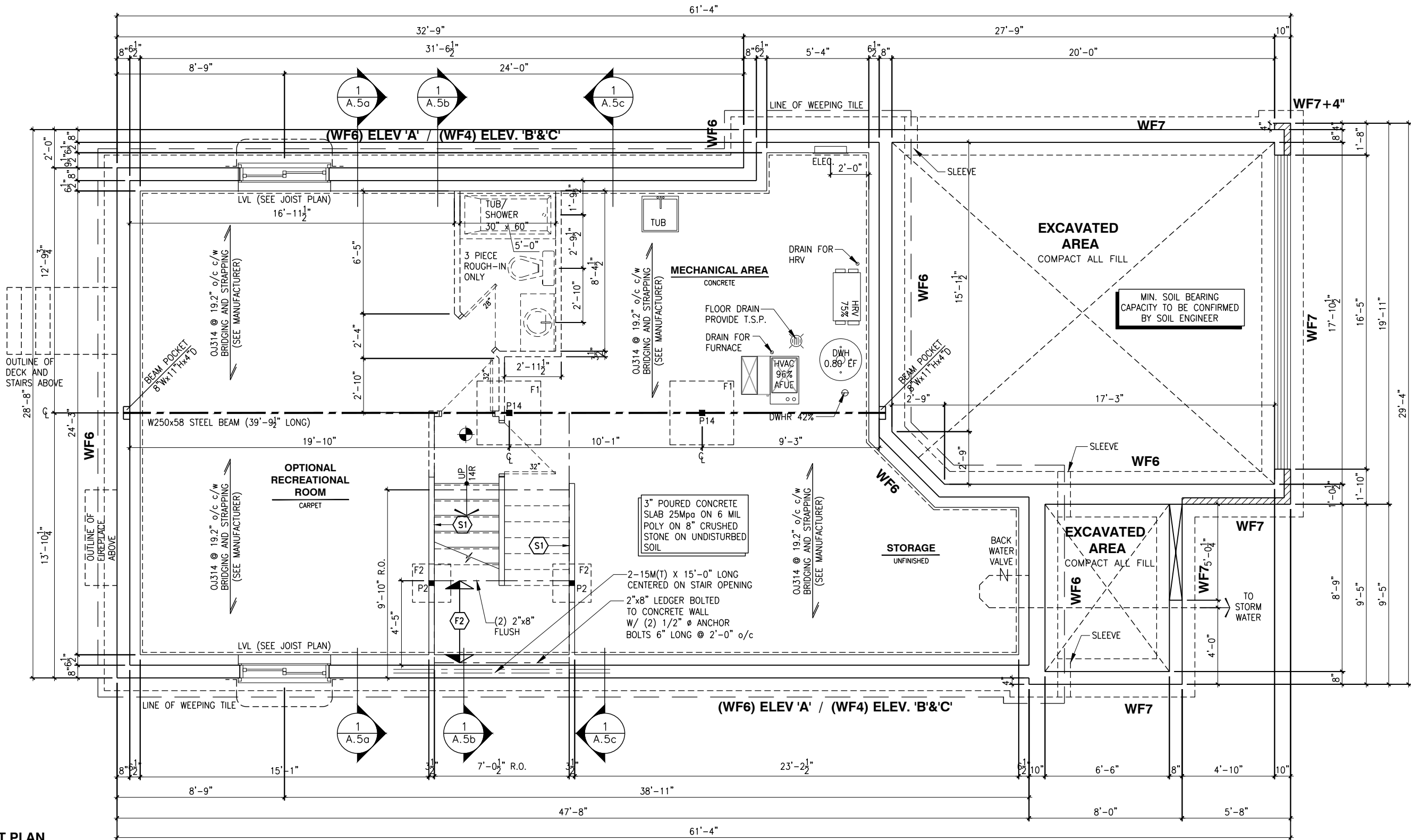
B - BRICK (MAIN)
B1 - BRICK SOLDIER COURSE (ACCENT)
B2 - BRICK SOLDIER COURSE (ACCENT) + 20mm PROUD
B3 - BRICK SLEEPER COURSE
B4 - STACK BOND (ACCENT)
B5 - BRICK SILL (ACCENT)
B6 - BRICK ROW LOCK (ACCENT)
B7 - BRICK CORBELLING
B8 - BRICK COINING 20mm PROUD
+20 - BRICK 20mm PROUD
-20 - BRICK 20mm RECESSED

S - SIDING (HORIZONTAL)
ST - STONE VENEER
T - TRIM 200mm COVE SIDING
AF - ALUMINUM FASCIA
AC - ALUMINUM CLADDING
AB - 48" ALUMINUM BAND
AS - ASPHALT SHINGLES
F - FLASHING
V - ROOF VENT (MAXIMUM)
P - PARGING
PC - PARGING
PCH10 - PRECAST HEADER 10"

PCH8 - PRECAST HEADER 8"
PCS - PRECAST SILL
PCB - PRECAST BAND
VS - VINYL SHAKES
VEC - SIDING (VERTICAL CORNER)

2012 O.B.C. DRAWINGS

DRAWING: REAR ELEVATION		
ADDRESS: XX	SCALE: 3/16" = 1'-0"	DATE: XX/XX/XXXX
830 - THE BUTLER 2022 FOOTPRINT (STANDARD DRAWINGS)		SHEET: A4b



BASEMENT PLAN

SCALE: 3/16" = 1'-0"

LOT: XXXX
DATE: XX/XX/XXXX



A - ALL CONTRACTORS SHALL PERFORM THEIR WORK WHETHER DESCRIBED OR NOT, ACCORDING TO THE APPLICABLE BUILDING CODE REQUIREMENTS AND MUNICIPAL REGULATIONS.
B - THE GENERAL CONTRACTOR SHALL CHECK AND VERIFY ALL DIMENSIONS AND REPORT ERRORS AND OMISSIONS TO VALECRAFT'S ARCHITECTURAL DEPARTMENT.
C - NO DIMENSION SHOULD BE SCALED ON DRAWINGS.
D - THE GENERAL CONTRACTOR OR SUB-CONTRACTORS WILL BE HELD RESPONSIBLE FOR ALL WORK DONE ON THE CONSTRUCTION SITE.
E - THIS DRAWING IS TO BE USED IN CONJUNCTION WITH SCHEDULE B-1A AND ANY 680'S AND MAY SHOW ONLY SOME OF THE CHANGES DETAILED ON THAT DOCUMENT. SHOULD THE DRAWINGS NOT SHOW ALL ITEMS CONTAINED ON A SCHEDULE OR MISS OTHER ITEMS ALTOGETHER, THE SCHEDULE IS CONSIDERED THE GOVERNING DOCUMENT.

I, DANIEL GUERIN, ARCHITECTURAL MANAGER FOR VALECRAFT HOMES LTD., HAVE REVIEWED THE FOLLOWING DOCUMENTS AND TAKE RESPONSIBILITY FOR THE DESIGN ACTIVITIES.

- PERSONAL BCIN #19896
- TARIION REGISTRATION NUMBER #611

** SEE SIGNED SCHEDULE 1: DESIGNER INFORMATION FORM **

REV-2	NEW STAIRS	04/20/2021	DOYON
REV-1	NEW STANDARD DRWG MODIFICATION	05/02/2019	VH
NO.	DESCRIPTION	DATE	BY

EXTERIOR FINISH LEGEND:

- B - BRICK (MAIN)
- B1 - BRICK SOLDIER COURSE (ACCENT)
- B2 - BRICK SOLDIER COURSE (ACCENT) + 20mm PROUD
- B3 - BRICK SLEEPER COURSE
- B4 - STACK BOND (ACCENT)
- B5 - BRICK SILL (ACCENT)
- B6 - BRICK ROW LOCK (ACCENT)
- B7 - BRICK CORBELLING
- B8 - BRICK COINING 20mm PROUD
- +20 - BRICK 20mm PROUD
- 20 - BRICK 20mm RECESSED
- S - SIDING (HORIZONTAL)
- ST - STONE VENEER
- T - TRIM 200mm COVE SIDING
- AF - ALUMINUM FASCIA
- AC - ALUMINUM CLADDING
- AB - 48" ALUMINUM BAND
- AS - ASPHALT SHINGLES
- F - FLASHING
- V - ROOF VENT (MAXIMUM)
- P - PARGING
- PC - PARGING
- PCH10 - PRECAST HEADER 10"

- PCB8 - PRECAST HEADER 8"
- PCS - PRECAST SILL
- PCB - PRECAST BAND
- VS - VINYL SHAKES
- VEC - SIDING (VERTICAL CORNER)

2012 O.B.C. DRAWINGS

DRAWING: **BASEMENT PLAN**

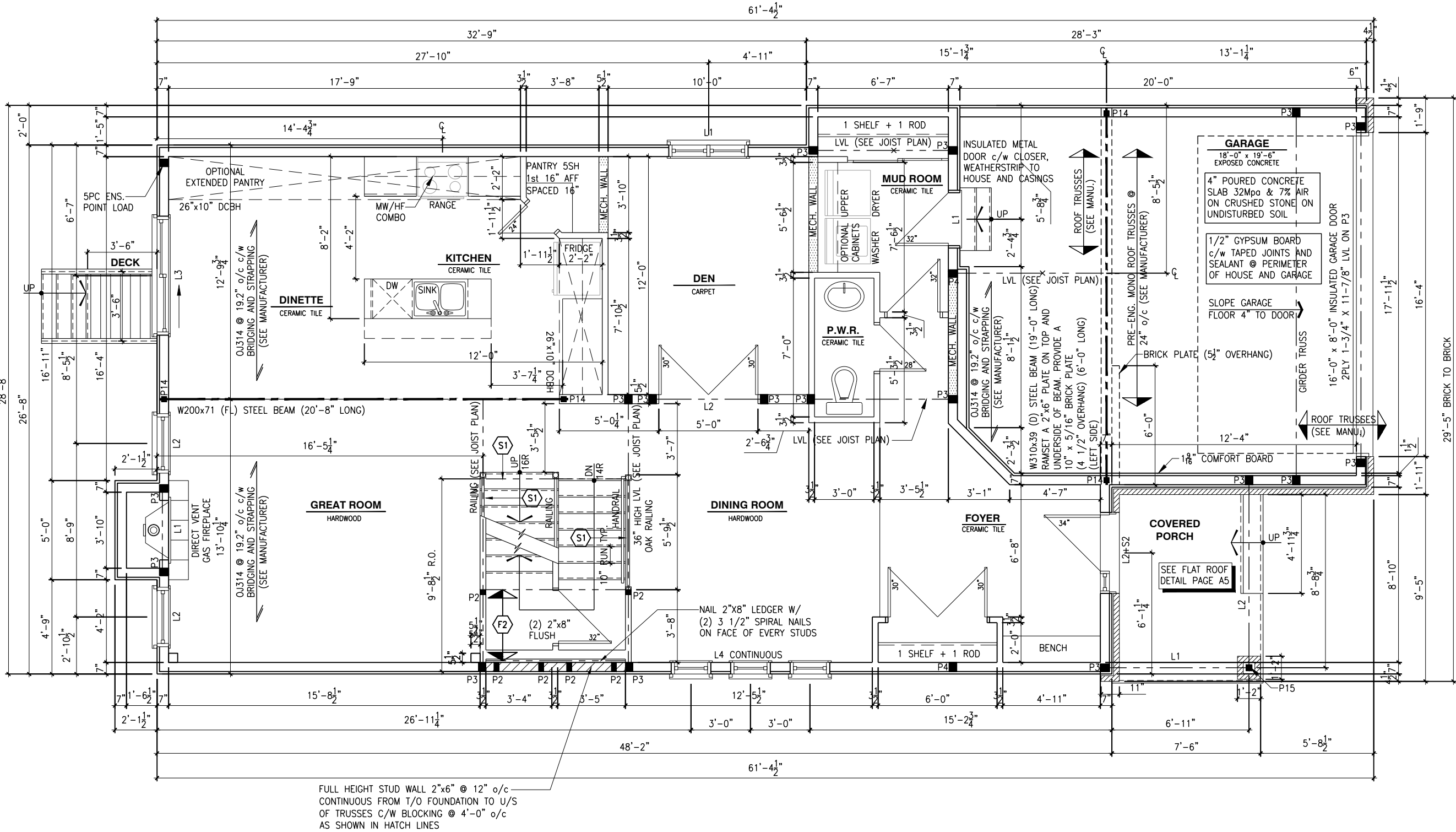
ADDRESS: XX SCALE: 3/16" = 1'-0" DATE: XX/XX/XXXX

**830 - THE BUTLER
2022 FOOTPRINT**

(STANDARD DRAWINGS)

SHEET:

A6b



- NOTES:
- FINISH FLOORING IN BATHROOMS, KITCHEN, LAUNDRY ROOM, GENERAL STORAGE AREAS AND ENTRANCES SHALL BE WATER RESISTANT;
 - INSTALL STUD REINFORCEMENT TO PERMIT THE FUTURE INSTALLATION OF GRAB BAR IN MAIN BATHROOM AS PER 9.5.2.3. OF O.B.C. 2012;
 - WINDOW SIZE AND R/O ARE TO BE VALIDATED WITH VALECRAFT HOMES LTD AND THE MANUFACTURER;
 - COORD. FLOOR JOIST, LINTEL, ROOF TRUSS AND POSTS WITH MANUFACTURER SPEC'S AND P.ENG. IN OTHER CASE;
 - COORD. LOCATION OF ALL VENTING UNITS, EXTERIOR LIGHTING, ETC. WITH VALECRAFT HOMES LTD AND MANUFACTURERS.

ROOF AND FLOOR LAYOUT NOTES:

- ROOF AND FLOOR LAYOUT IS A SCHEMATIC LAYOUT TO ASSIST THE TRUSS MANUFACTURER. PROVIDE THE TRUSS MANUFACTURER'S ROOF AND FLOOR LAYOUT FOR BUILDING PERMIT APPLICATION AND FOR THE ON-SITE FRAMING. THE DRAFTING SERVICE OFFICE NEEDS TO BE AWARE OF ANY ALTERNATIVES OR CHANGES REGARDING THE ROOF AND FLOOR'S SCHEMATIC LAYOUT BEFORE THE CONSTRUCTION BEGINS, PROVIDE SUPPORT UNDER GIRDER TRUSS & SOLID BLOCKING DOWN TO FOUNDATION.

GROUND FLOOR PLAN

SCALE: 3/16" = 1'-0"

LOT: XXXX
DATE: XX/XX/XXXX



A - ALL CONTRACTORS SHALL PERFORM THEIR WORK WHETHER DESCRIBED OR NOT, ACCORDING TO THE APPLICABLE BUILDING CODE REQUIREMENTS AND MUNICIPAL REGULATIONS.
B - THE GENERAL CONTRACTOR SHALL CHECK AND VERIFY ALL DIMENSIONS AND REPORT ERRORS AND OMISSIONS TO VALECRAFT'S ARCHITECTURAL DEPARTMENT.
C - NO DIMENSION SHOULD BE SCALED ON DRAWINGS.
D - THE GENERAL CONTRACTOR OR SUB-CONTRACTORS WILL BE HELD RESPONSIBLE FOR ALL WORK DONE ON THE CONSTRUCTION SITE.
E - THIS DRAWING IS TO BE USED IN CONJUNCTION WITH SCHEDULE B-1A AND ANY 680'S AND MAY SHOW ONLY SOME OF THE CHANGES DETAILED ON THAT DOCUMENT. SHOULD THE DRAWINGS NOT SHOW ALL ITEMS CONTAINED ON A SCHEDULE OR MISS OTHER ITEMS ALTOGETHER, THE SCHEDULE IS CONSIDERED THE GOVERNING DOCUMENT.

I, DANIEL GUERIN, ARCHITECTURAL MANAGER FOR VALECRAFT HOMES LTD., HAVE REVIEWED THE FOLLOWING DOCUMENTS AND TAKE RESPONSIBILITY FOR THE DESIGN ACTIVITIES.

- PERSONAL BCIN #19896
- TARIOR REGISTRATION NUMBER #611

** SEE SIGNED SCHEDULE 1: DESIGNER INFORMATION FORM **

REV	DESCRIPTION	DATE	BY
REV-2	NEW STAIRS	04/20/2021	DOYON
REV-1	NEW STANDARD DRWG MODIFICATION	05/02/2019	VH
NO.	DESCRIPTION	DATE	BY

EXTERIOR FINISH LEGEND:

- B - BRICK (MAIN)
- B1 - BRICK SOLDIER COURSE (ACCENT)
- B2 - BRICK SOLDIER COURSE (ACCENT) + 20mm PROUD
- B3 - BRICK SLEEPER COURSE
- B4 - STACK BOND (ACCENT)
- B5 - BRICK SILL (ACCENT)
- B6 - BRICK ROW LOCK (ACCENT)
- B7 - BRICK CORBELING
- B8 - BRICK COINING 20mm PROUD
- +20 - BRICK 20mm PROUD
- 20 - BRICK 20mm RECESSED
- S - SIDING (HORIZONTAL)
- ST - STONE VENEER
- T - TRIM 200mm COVE SIDING
- AF - ALUMINUM FASCIA
- AC - ALUMINUM CLADDING
- AB - 48" ALUMINUM BAND
- AS - ASPHALT SHINGLES
- F - FLASHING
- V - ROOF VENT (MAXIMUM)
- P - PARGING
- PC - PARGING
- PCH10 - PRECAST HEADER 10"

- PCH8 - PRECAST HEADER 8"
- PCS - PRECAST SILL
- PCB - PRECAST BAND
- VS - VINYL SHAKES
- VEC - SIDING (VERTICAL CORNER)

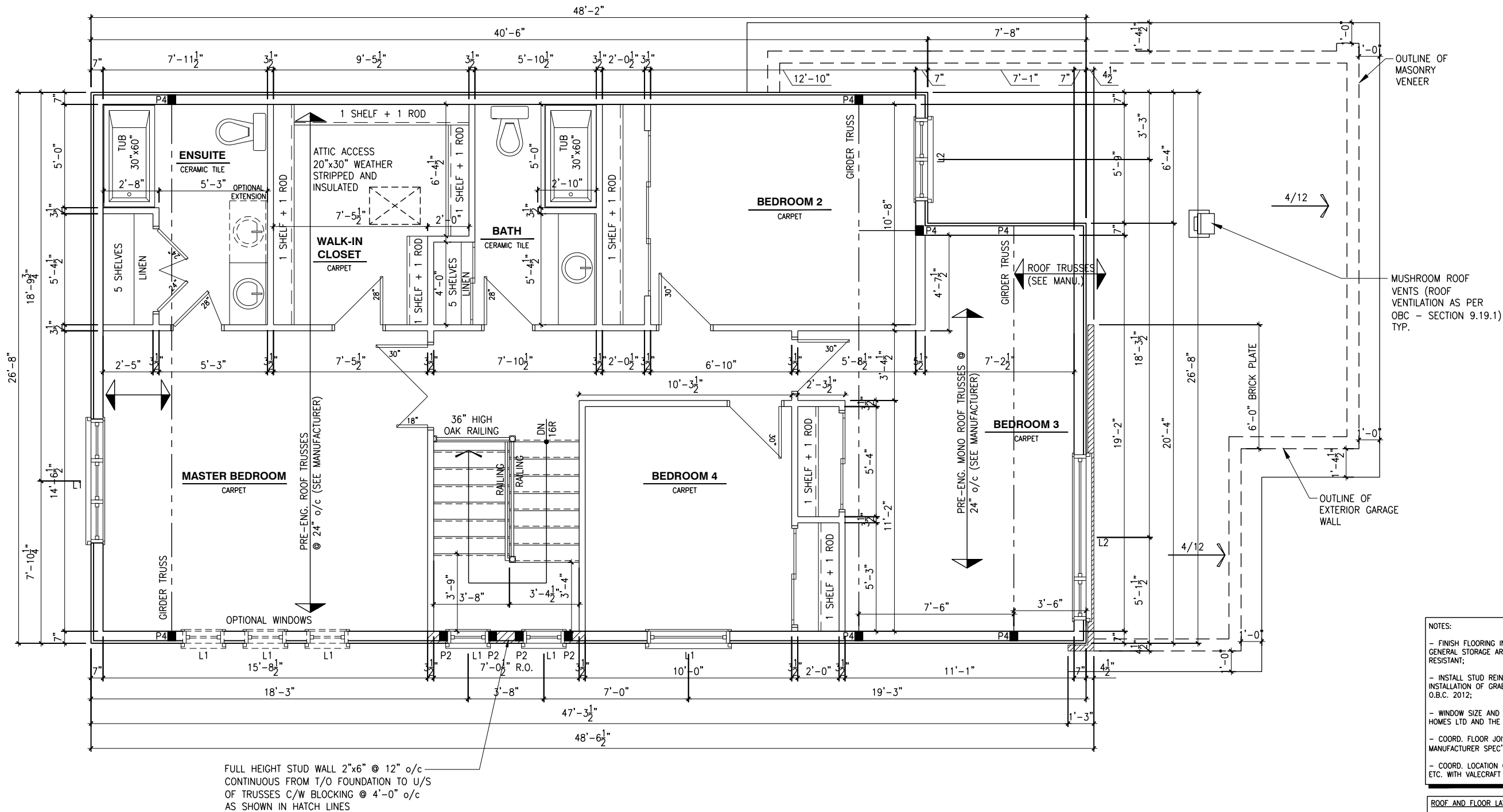
2012 O.B.C. DRAWINGS

DRAWING: GROUND FLOOR PLAN
ELEVATION B

ADDRESS: XX SCALE: 3/16" = 1'-0" DATE: XX/XX/XXXX

830 - THE BUTLER
2022 FOOTPRINT
(STANDARD DRAWINGS)

SHEET:
A7b



SECOND FLOOR PLAN

SCALE: 3/16" = 1'-0"

LOT: XXXX
DATE: XX/XX/XXXX



A - ALL CONTRACTORS SHALL PERFORM THEIR WORK WHETHER DESCRIBED OR NOT, ACCORDING TO THE APPLICABLE BUILDING CODE REQUIREMENTS AND MUNICIPAL REGULATIONS.
B - THE GENERAL CONTRACTOR SHALL CHECK AND VERIFY ALL DIMENSIONS AND REPORT ERRORS AND OMISSIONS TO VALECRAFT'S ARCHITECTURAL DEPARTMENT.
C - NO DIMENSION SHOULD BE SCALED ON DRAWINGS.
D - THE GENERAL CONTRACTOR OR SUB-CONTRACTORS WILL BE HELD RESPONSIBLE FOR ALL WORK DONE ON THE CONSTRUCTION SITE.
E - THIS DRAWING IS TO BE USED IN CONJUNCTION WITH SCHEDULE B-1A AND ANY 680'S AND MAY SHOW ONLY SOME OF THE CHANGES DETAILED ON THAT DOCUMENT. SHOULD THE DRAWINGS NOT SHOW ALL ITEMS CONTAINED ON A SCHEDULE OR MISS OTHER ITEMS ALTOGETHER, THE SCHEDULE IS CONSIDERED THE GOVERNING DOCUMENT.

I, DANIEL GUERIN, ARCHITECTURAL MANAGER FOR VALECRAFT HOMES LTD., HAVE REVIEWED THE FOLLOWING DOCUMENTS AND TAKE RESPONSIBILITY FOR THE DESIGN ACTIVITIES.

- PERSONAL BCIN #19896
- TARIION REGISTRATION NUMBER #611

** SEE SIGNED SCHEDULE 1: DESIGNER INFORMATION FORM **

REV-2	NEW STAIRS	04/20/2021	DOYON
REV-1	NEW STANDARD DRWG MODIFICATION	05/02/2019	VH
NO.	DESCRIPTION	DATE	BY

EXTERIOR FINISH LEGEND:

- B - BRICK (MAIN)
- B1 - BRICK SOLDIER COURSE (ACCENT)
- B2 - BRICK SOLDIER COURSE (ACCENT)
- B3 - BRICK SLEEPER COURSE
- B4 - STACK BOND (ACCENT)
- B5 - BRICK SILL (ACCENT)
- B6 - BRICK ROW LOCK (ACCENT)
- B7 - BRICK CORBELLING
- B8 - BRICK COINING 20mm PROUD
- +20 - BRICK 20mm PROUD
- 20 - BRICK 20mm RECESSED

- S - SIDING (HORIZONTAL)
- ST - STONE VENEER
- T - TRIM 200mm COVE SIDING
- AF - ALUMINUM FASCIA
- AC - ALUMINUM CLADDING
- AB - 48" ALUMINUM BAND
- AS - ASPHALT SHINGLES
- F - FLASHING
- V - ROOF VENT (MAXIMUM)
- P - PARGING
- PC - PARGING
- PCH10 - PRECAST HEADER 10"

- PCH8 - PRECAST HEADER 8"
- PCS - PRECAST SILL
- PCB - PRECAST BAND
- VS - VINYL SHAKES
- VEC - SIDING (VERTICAL CORNER)

- NOTES:
- FINISH FLOORING IN BATHROOMS, KITCHEN, LAUNDRY ROOM, GENERAL STORAGE AREAS AND ENTRANCES SHALL BE WATER RESISTANT;
 - INSTALL STUD REINFORCEMENT TO PERMIT THE FUTURE INSTALLATION OF GRAB BAR IN MAIN BATHROOM AS PER 9.5.2.3. OF O.B.C. 2012;
 - WINDOW SIZE AND R/O ARE TO BE VALIDATED WITH VALECRAFT HOMES LTD AND THE MANUFACTURER;
 - COORD. FLOOR JOIST, LINTEL, ROOF TRUSS AND POSTS WITH MANUFACTURER SPEC'S AND P.ENG. IN OTHER CASE;
 - COORD. LOCATION OF ALL VENTING UNITS, EXTERIOR LIGHTING, ETC. WITH VALECRAFT HOMES LTD AND MANUFACTURERS.

- ROOF AND FLOOR LAYOUT NOTES:
- ROOF AND FLOOR LAYOUT IS A SCHEMATIC LAYOUT TO ASSIST THE TRUSS MANUFACTURER. PROVIDE THE TRUSS MANUFACTURER'S ROOF AND FLOOR LAYOUT FOR BUILDING PERMIT APPLICATION AND FOR THE ON-SITE FRAMING. THE DRAFTING SERVICE OFFICE NEEDS TO BE AWARE OF ANY ALTERNATIVES OR CHANGES REGARDING THE ROOF AND FLOOR'S SCHEMATIC LAYOUT BEFORE THE CONSTRUCTION BEGINS, PROVIDE SUPPORT UNDER GIRDER TRUSS & SOLID BLOCKING DOWN TO FOUNDATION.

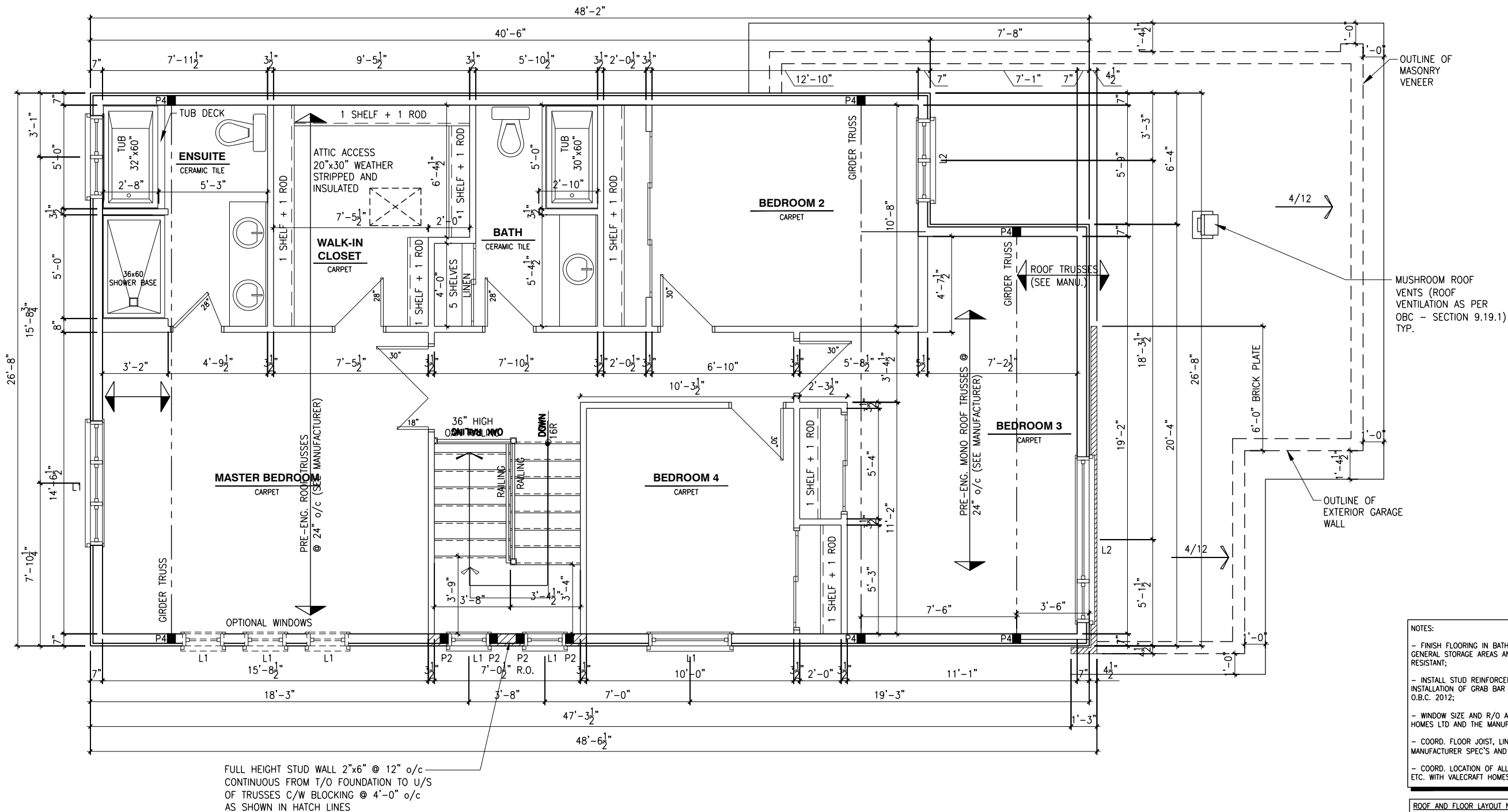
2012 O.B.C. DRAWINGS

DRAWING: SECOND FLOOR PLAN

ADDRESS: XX SCALE: 3/16" = 1'-0" DATE: XX/XX/XXXX

830 - THE BUTLER
2022 FOOTPRINT
(STANDARD DRAWINGS)

SHEET: A8b



SECOND FLOOR PLAN - ENSUITE UPG.

SCALE: 3/16" = 1'-0"

- NOTES:
- FINISH FLOORING IN BATHROOMS, KITCHEN, LAUNDRY ROOM, GENERAL STORAGE AREAS AND ENTRANCES SHALL BE WATER RESISTANT;
 - INSTALL STUD REINFORCEMENT TO PERMIT THE FUTURE INSTALLATION OF GRAB BAR IN MAIN BATHROOM AS PER 9.5.2.3. OF O.B.C. 2012;
 - WINDOW SIZE AND R/O ARE TO BE VALIDATED WITH VALECRAFT HOMES LTD AND THE MANUFACTURER;
 - COORD. FLOOR JOIST, LINTEL, ROOF TRUSS AND POSTS WITH MANUFACTURER SPEC'S AND P.ENG. IN OTHER CASE;
 - COORD. LOCATION OF ALL VENTING UNITS, EXTERIOR LIGHTING, ETC. WITH VALECRAFT HOMES LTD AND MANUFACTURERS.

ROOF AND FLOOR LAYOUT NOTES:

- ROOF AND FLOOR LAYOUT IS A SCHEMATIC LAYOUT TO ASSIST THE TRUSS MANUFACTURER. PROVIDE THE TRUSS MANUFACTURER'S ROOF AND FLOOR LAYOUT FOR BUILDING PERMIT APPLICATION AND FOR THE ON-SITE FRAMING. THE DRAFTING SERVICE OFFICE NEEDS TO BE AWARE OF ANY ALTERNATIVES OR CHANGES REGARDING THE ROOF AND FLOOR'S SCHEMATIC LAYOUT BEFORE THE CONSTRUCTION BEGINS, PROVIDE SUPPORT UNDER GIRDER TRUSS & SOLID BLOCKING DOWN TO FOUNDATION.

LOT: XXXX
DATE: XX/XX/XXXX



A - ALL CONTRACTORS SHALL PERFORM THEIR WORK WHETHER DESCRIBED OR NOT, ACCORDING TO THE APPLICABLE BUILDING CODE REQUIREMENTS AND MUNICIPAL REGULATIONS.
B - THE GENERAL CONTRACTOR SHALL CHECK AND VERIFY ALL DIMENSIONS AND REPORT ERRORS AND OMISSIONS TO VALECRAFT'S ARCHITECTURAL DEPARTMENT.
C - NO DIMENSION SHOULD BE SCALED ON DRAWINGS.
D - THE GENERAL CONTRACTOR OR SUB-CONTRACTORS WILL BE HELD RESPONSIBLE FOR ALL WORK DONE ON THE CONSTRUCTION SITE.
E - THIS DRAWING IS TO BE USED IN CONJUNCTION WITH SCHEDULE B-1A AND ANY 680'S AND MAY SHOW ONLY SOME OF THE CHANGES DETAILED ON THAT DOCUMENT. SHOULD THE DRAWINGS NOT SHOW ALL ITEMS CONTAINED ON A SCHEDULE OR MISS OTHER ITEMS ALTOGETHER, THE SCHEDULE IS CONSIDERED THE GOVERNING DOCUMENT.

I. DANIEL GUERIN, ARCHITECTURAL MANAGER FOR VALECRAFT HOMES LTD., HAVE REVIEWED THE FOLLOWING DOCUMENTS AND TAKE RESPONSIBILITY FOR THE DESIGN ACTIVITIES.			
- PERSONAL BCIN #19896			
- TARIION REGISTRATION NUMBER #611			
** SEE SIGNED SCHEDULE 1: DESIGNER INFORMATION FORM **			
REV-2	NEW STAIRS	04/20/2021	DOYON
REV-1	NEW STANDARD DRWG MODIFICATION	05/02/2019	VH
NO.	DESCRIPTION	DATE	BY

EXTERIOR FINISH LEGEND:

- B - BRICK (MAIN)
- B1 - BRICK SOLDIER COURSE (ACCENT)
- B2 - BRICK SOLDIER COURSE (ACCENT) + 20mm PROUD
- B3 - BRICK SLEEPER COURSE
- B4 - STACK BOND (ACCENT)
- B5 - BRICK SILL (ACCENT)
- B6 - BRICK ROW LOCK (ACCENT)
- B7 - BRICK CORBELLING
- B8 - BRICK CORNING 20mm PROUD
- +20 - BRICK 20mm PROUD
- 20 - BRICK 20mm RECESSED

- S - SIDING (HORIZONTAL)
- ST - STONE VENEER
- T - TRIM 200mm COVE SIDING
- AF - ALUMINUM FASCIA
- AC - ALUMINUM CLADDING
- AB - 48" ALUMINUM BAND
- AS - ASPHALT SHINGLES
- F - FLASHING
- V - ROOF VENT (MAXIMUM)
- P - PARGING
- PC - PARGING
- PCH10 - PRECAST HEADER 10"

- PCH8 - PRECAST HEADER 8"
- PCS - PRECAST SILL
- PCB - PRECAST BAND
- VS - VINYL SHAKES
- VEC - SIDING (VERTICAL CORNER)

2012 O.B.C. DRAWINGS

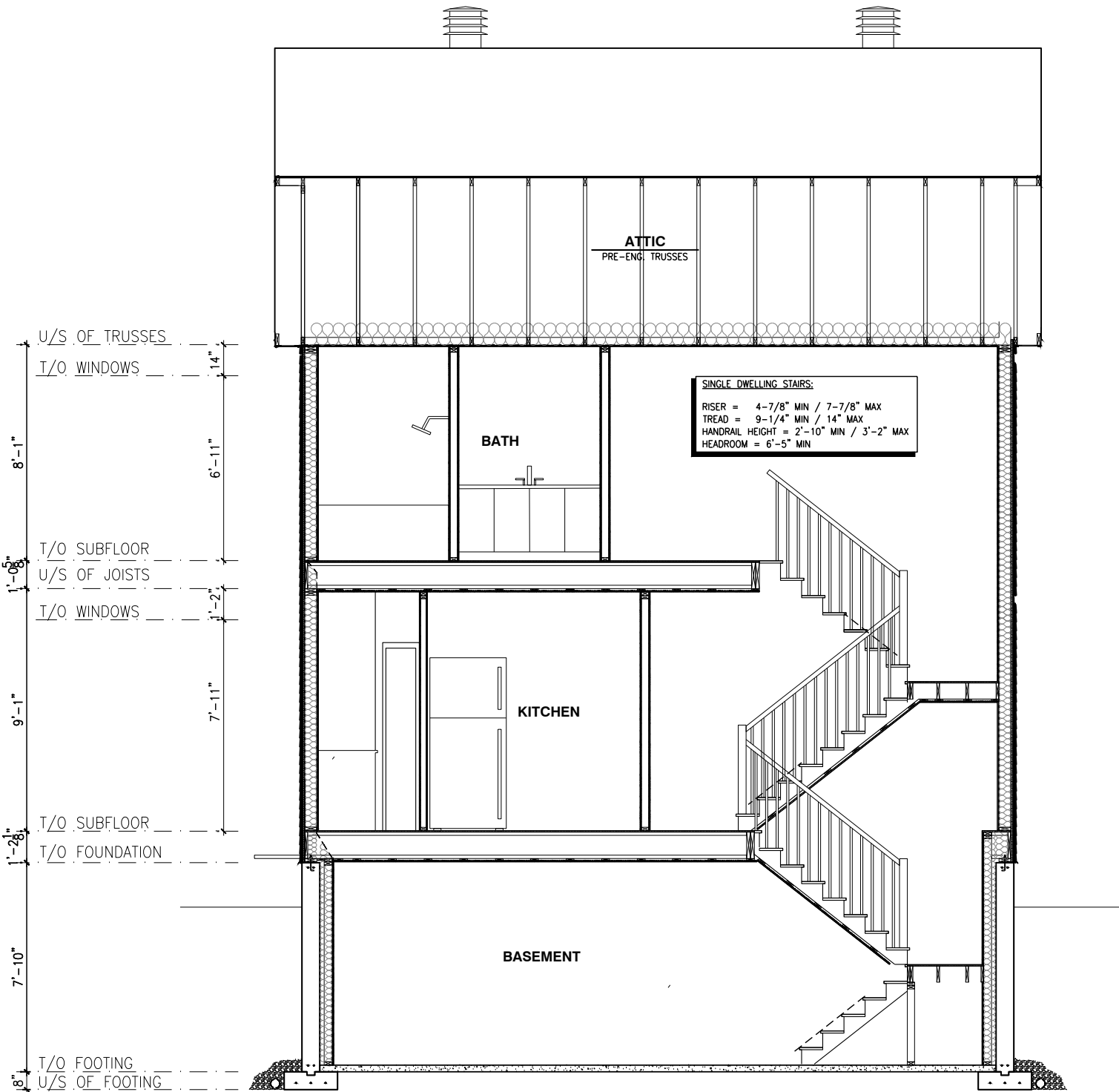
DRAWING: SECOND FLOOR PLAN

ADDRESS: XX SCALE: 3/16" = 1'-0" DATE: XX/XX/XXXX

830 - THE BUTLER
2022 FOOTPRINT

(STANDARD DRAWINGS)

SHEET: A8b



SECTION

SCALE: 3/16" = 1'-0"

- NOTES:
- FINISH FLOORING IN BATHROOMS, KITCHEN, LAUNDRY ROOM, GENERAL STORAGE AREAS AND ENTRANCES SHALL BE WATER RESISTANT;
 - INSTALL STUD REINFORCEMENT TO PERMIT THE FUTURE INSTALLATION OF GRAB BAR IN MAIN BATHROOM AS PER 9.5.2.3. OF O.B.C. 2012;
 - WINDOW SIZE AND R/O ARE TO BE VALIDATED WITH VALECRAFT HOMES LTD AND THE MANUFACTURER;
 - COORD. FLOOR JOIST, LINTEL, ROOF TRUSS AND POSTS WITH MANUFACTURER SPEC'S AND P.ENG. IN OTHER CASE;
 - COORD. LOCATION OF ALL VENTING UNITS, EXTERIOR LIGHTING, ETC. WITH VALECRAFT HOMES LTD AND MANUFACTURERS.

- ROOF AND FLOOR LAYOUT NOTES:
- ROOF AND FLOOR LAYOUT IS A SCHEMATIC LAYOUT TO ASSIST THE TRUSS MANUFACTURER. PROVIDE THE TRUSS MANUFACTURER'S ROOF AND FLOOR LAYOUT FOR BUILDING PERMIT APPLICATION AND FOR THE ON-SITE FRAMING. THE DRAFTING SERVICE OFFICE NEEDS TO BE AWARE OF ANY ALTERNATIVES OR CHANGES REGARDING THE ROOF AND FLOOR'S SCHEMATIC LAYOUT BEFORE THE CONSTRUCTION BEGINS. PROVIDE SUPPORT UNDER GIRDER TRUSS & SOLID BLOCKING DOWN TO FOUNDATION.

LOT: XXXX
DATE: XX/XX/XXXX



A - ALL CONTRACTORS SHALL PERFORM THEIR WORK WHETHER DESCRIBED OR NOT, ACCORDING TO THE APPLICABLE BUILDING CODE REQUIREMENTS AND MUNICIPAL REGULATIONS.
B - THE GENERAL CONTRACTOR SHALL CHECK AND VERIFY ALL DIMENSIONS AND REPORT ERRORS AND OMISSIONS TO VALECRAFT'S ARCHITECTURAL DEPARTMENT.
C - NO DIMENSION SHOULD BE SCALED ON DRAWINGS.
D - THE GENERAL CONTRACTOR OR SUB-CONTRACTORS WILL BE HELD RESPONSIBLE FOR ALL WORK DONE ON THE CONSTRUCTION SITE.
E - THIS DRAWING IS TO BE USED IN CONJUNCTION WITH SCHEDULE B-1A AND ANY 680'S AND MAY SHOW ONLY SOME OF THE CHANGES DETAILED ON THAT DOCUMENT. SHOULD THE DRAWINGS NOT SHOW ALL ITEMS CONTAINED ON A SCHEDULE OR MISS OTHER ITEMS ALTOGETHER, THE SCHEDULE IS CONSIDERED THE GOVERNING DOCUMENT.

I, DANIEL GUERIN, ARCHITECTURAL MANAGER FOR VALECRAFT HOMES LTD., HAVE REVIEWED THE FOLLOWING DOCUMENTS AND TAKE RESPONSIBILITY FOR THE DESIGN ACTIVITIES.

- PERSONAL BCIN #19896
- TARIION REGISTRATION NUMBER #611

** SEE SIGNED SCHEDULE 1: DESIGNER INFORMATION FORM **

REV	DESCRIPTION	DATE	BY
REV-2	NEW STAIRS	04/20/2021	DOYON
REV-1	NEW STANDARD DRWG MODIFICATION	05/02/2019	VH
NO.	DESCRIPTION	DATE	BY

EXTERIOR FINISH LEGEND:

- B - BRICK (MAIN)
- B1 - BRICK SOLDIER COURSE (ACCENT)
- B2 - BRICK SOLDIER COURSE (ACCENT) + 20mm PROUD
- B3 - BRICK SLEEPER COURSE
- B4 - STACK BOND (ACCENT)
- B5 - BRICK SILL (ACCENT)
- B6 - BRICK ROW LOCK (ACCENT)
- B7 - BRICK CORBELLING
- B8 - BRICK COINING 20mm PROUD
- +20 - BRICK 20mm PROUD
- 20 - BRICK 20mm RECESSED

- S - SIDING (HORIZONTAL)
- ST - STONE VENEER
- T - TRIM 200mm COVE SIDING
- AF - ALUMINUM FASCIA
- AC - ALUMINUM CLADDING
- AB - 48" ALUMINUM BAND
- AS - ASPHALT SHINGLES
- F - FLASHING
- V - ROOF VENT (MAXIMUM)
- P - PARGING
- PC - PARGING
- PCH10 - PRECAST HEADER 10"

- PCH8 - PRECAST HEADER 8"
- PCS - PRECAST SILL
- PCB - PRECAST BAND
- VS - VINYL SHAKES
- VEC - SIDING (VERTICAL CORNER)

2012 O.B.C. DRAWINGS

DRAWING:

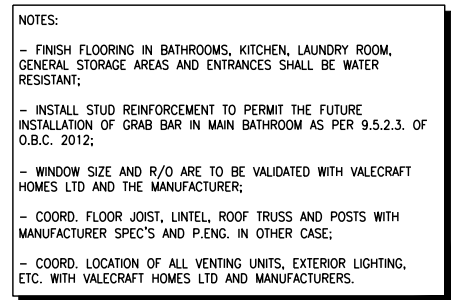
SECTION

ADDRESS: XX SCALE: 3/16" = 1'-0" DATE: XX/XX/XXXX

830 - THE BUTLER
2022 FOOTPRINT
(STANDARD DRAWINGS)

SHEET:

S1



ROOF AND FLOOR LAYOUT NOTES:

– ROOF AND FLOOR LAYOUT IS A SCHEMATIC LAYOUT TO ASSIST THE TRUSS MANUFACTURER. PROVIDE THE TRUSS MANUFACTURER'S ROOF AND FLOOR LAYOUT FOR BUILDING PERMIT APPLICATION AND FOR THE ON-SITE FRAMING. THE DRAFTING SERVICE OFFICE NEEDS TO BE AWARE OF ANY ALTERNATIVES OR CHANGES REGARDING THE ROOF AND FLOOR'S SCHEMATIC LAYOUT BEFORE THE CONSTRUCTION BEGINS. PROVIDE SUPPORT UNDER GIRDER TRUSS & SOLID BLOCKING DOWN TO FOUNDATION.

SCALE: $3/16" = 1'-0"$



Valecraft
Homes (2019) Limited

A - ALL CONTRACTORS SHALL PERFORM THEIR WORK WHETHER DESCRIBED OR NOT, ACCORDING TO THE APPLICABLE BUILDING CODE REQUIREMENTS AND MUNICIPAL REGULATIONS.
B - THE GENERAL CONTRACTOR SHALL CHECK AND VERIFY ALL DIMENSIONS AND REPORT ERRORS AND OMISSIONS TO VALECRAFT'S ARCHITECTURAL DEPARTMENT.
C - NO DIMENSION SHOULD BE SCALED ON DRAWINGS.
D - THE GENERAL CONTRACTOR OR SUB-CONTRACTORS WILL BE HELD RESPONSIBLE FOR ALL WORK DONE ON THE CONSTRUCTION SITE.
E - THIS DRAWING IS TO BE USED IN CONJUNCTION WITH SCHEDULE B-1 AND ANY 680'S AND MAY SHOW ONLY SOME OF THE CHANGES DETAILED ON THAT DOCUMENT. SHOULD THE DRAWINGS NOT SHOW ALL ITEMS CONTAINED ON A SCHEDULE OR MISS OTHER ITEMS ALTOGETHER, THE SCHEDULE IS CONSIDERED THE GOVERNING DOCUMENT.

REV-1	NEW STANDARD DRWG MODIFICATION	05/02/2019	VH
-------	--------------------------------	------------	----

B - BRICK (MAIN)
B1 - BRICK SOLDIER COURSE (ACCENT)
B2 - BRICK SOLDIER COURSE (ACCENT)
+ 20mm PROUD
B3 - BRICK SLEEPER COURSE
B4 - STACK BOND (ACCENT)
B5 - BRICK SILL (ACCENT)
B6 - BRICK ROW LOCK (ACCENT)
B7 - BRICK CORRELLING
B8 - BRICK COINING 20mm PROUD
+20 - BRICK 20mm PROUD
-20 - BRICK 20mm RECESSED

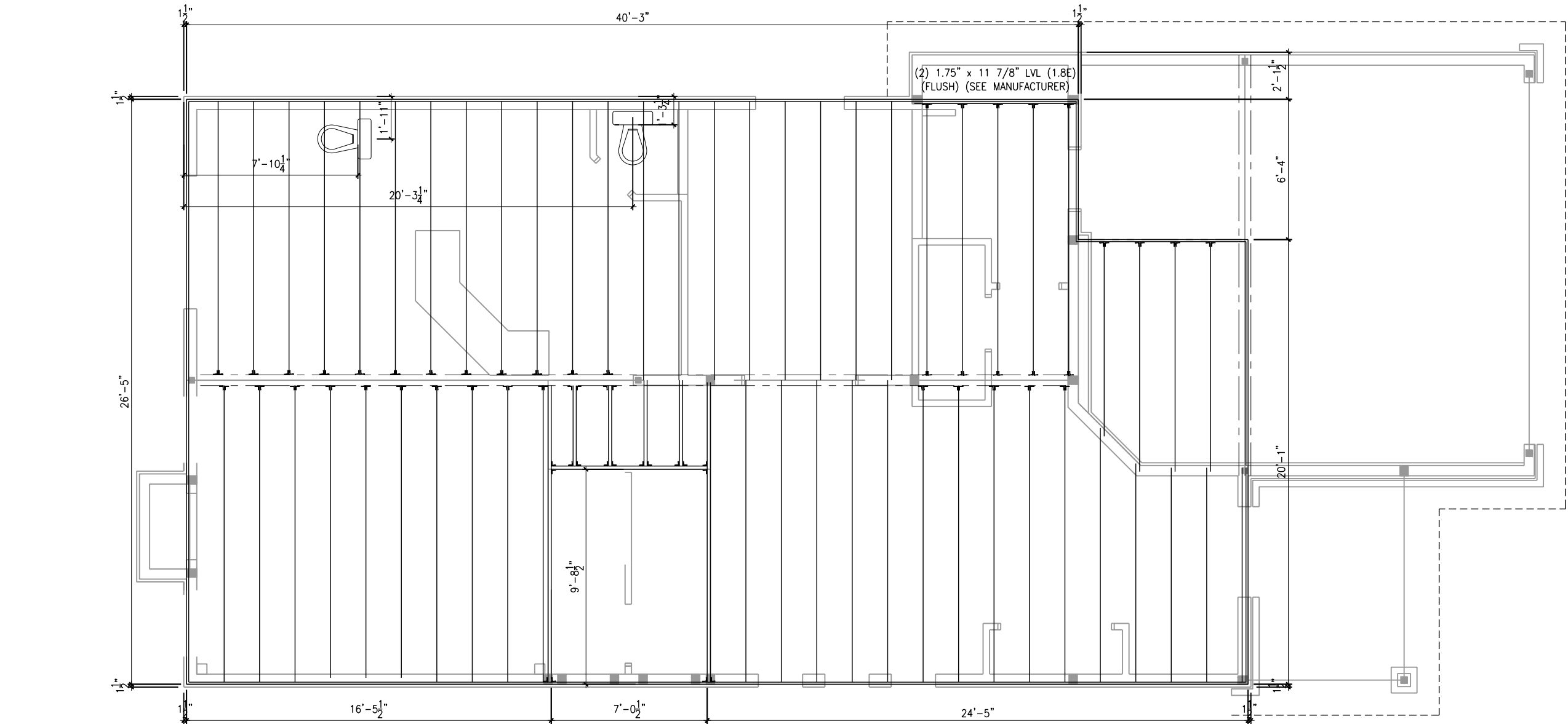
S - SIDING (HORIZONTAL)
ST - STONE VENEER
T - TRIM 200mm COVE SIDING
AF - ALUMINUM FASCIA
AC - ALUMINUM CLADDING
AB - 48" ALUMINUM BAND
AS - ASPHALT SHINGLES
F - FLASHING
V - ROOF VENT (MAXIMUM)
P - PARGING
PC - PARGING
PCH10 - PRECAST HEADER 10"

PCH8 - PRECAST HEADER 8"
PCS - PRECAST SILL
PCB - PRECAST BAND
VS - VINYL SHAKES
VEC - SIDING (VERTICAL CORNER)

(STANDARD DRAWINGS)

SHEET:

A9



SECOND FLOOR JOIST LAYOUT

SCALE: 3/16" = 1'-0"

- NOTES:
- FINISH FLOORING IN BATHROOMS, KITCHEN, LAUNDRY ROOM, GENERAL STORAGE AREAS AND ENTRANCES SHALL BE WATER RESISTANT;
 - INSTALL STUD REINFORCEMENT TO PERMIT THE FUTURE INSTALLATION OF GRAB BAR IN MAIN BATHROOM AS PER 9.5.2.3. OF O.B.C. 2012;
 - WINDOW SIZE AND R/O ARE TO BE VALIDATED WITH VALECRAFT HOMES LTD AND THE MANUFACTURER;
 - COORD. FLOOR JOIST, LINTEL, ROOF TRUSS AND POSTS WITH MANUFACTURER SPEC'S AND P.ENG. IN OTHER CASE;
 - COORD. LOCATION OF ALL VENTING UNITS, EXTERIOR LIGHTING, ETC. WITH VALECRAFT HOMES LTD AND MANUFACTURERS.

- ROOF AND FLOOR LAYOUT NOTES:
- ROOF AND FLOOR LAYOUT IS A SCHEMATIC LAYOUT TO ASSIST THE TRUSS MANUFACTURER. PROVIDE THE TRUSS MANUFACTURER'S ROOF AND FLOOR LAYOUT FOR BUILDING PERMIT APPLICATION AND FOR THE ON-SITE FRAMING. THE DRAFTING SERVICE OFFICE NEEDS TO BE AWARE OF ANY ALTERNATIVES OR CHANGES REGARDING THE ROOF AND FLOOR'S SCHEMATIC LAYOUT BEFORE THE CONSTRUCTION BEGINS. PROVIDE SUPPORT UNDER GIRDER TRUSS & SOLID BLOCKING DOWN TO FOUNDATION.

LOT: XXXX
DATE: XX/XX/XXXX



A - ALL CONTRACTORS SHALL PERFORM THEIR WORK WHETHER DESCRIBED OR NOT, ACCORDING TO THE APPLICABLE BUILDING CODE REQUIREMENTS AND MUNICIPAL REGULATIONS.
B - THE GENERAL CONTRACTOR SHALL CHECK AND VERIFY ALL DIMENSIONS AND REPORT ERRORS AND OMISSIONS TO VALECRAFT'S ARCHITECTURAL DEPARTMENT.
C - NO DIMENSION SHOULD BE SCALED ON DRAWINGS.
D - THE GENERAL CONTRACTOR OR SUB-CONTRACTORS WILL BE HELD RESPONSIBLE FOR ALL WORK DONE ON THE CONSTRUCTION SITE.
E - THIS DRAWING IS TO BE USED IN CONJUNCTION WITH SCHEDULE B-1A AND ANY 680'S AND MAY SHOW ONLY SOME OF THE CHANGES DETAILED ON THAT DOCUMENT. SHOULD THE DRAWINGS NOT SHOW ALL ITEMS CONTAINED ON A SCHEDULE OR MISS OTHER ITEMS ALTOGETHER, THE SCHEDULE IS CONSIDERED THE GOVERNING DOCUMENT.

I. DANIEL GUERIN, ARCHITECTURAL MANAGER FOR VALECRAFT HOMES LTD., HAVE REVIEWED THE FOLLOWING DOCUMENTS AND TAKE RESPONSIBILITY FOR THE DESIGN ACTIVITIES.			
- PERSONAL BCIN #19896			
- TARIION REGISTRATION NUMBER #611			
** SEE SIGNED SCHEDULE 1: DESIGNER INFORMATION FORM **			
REV-2	NEW STAIRS	04/20/2021	DOYON
REV-1	NEW STANDARD DRWG MODIFICATION	05/02/2019	VH
NO.	DESCRIPTION	DATE	BY

EXTERIOR FINISH LEGEND:

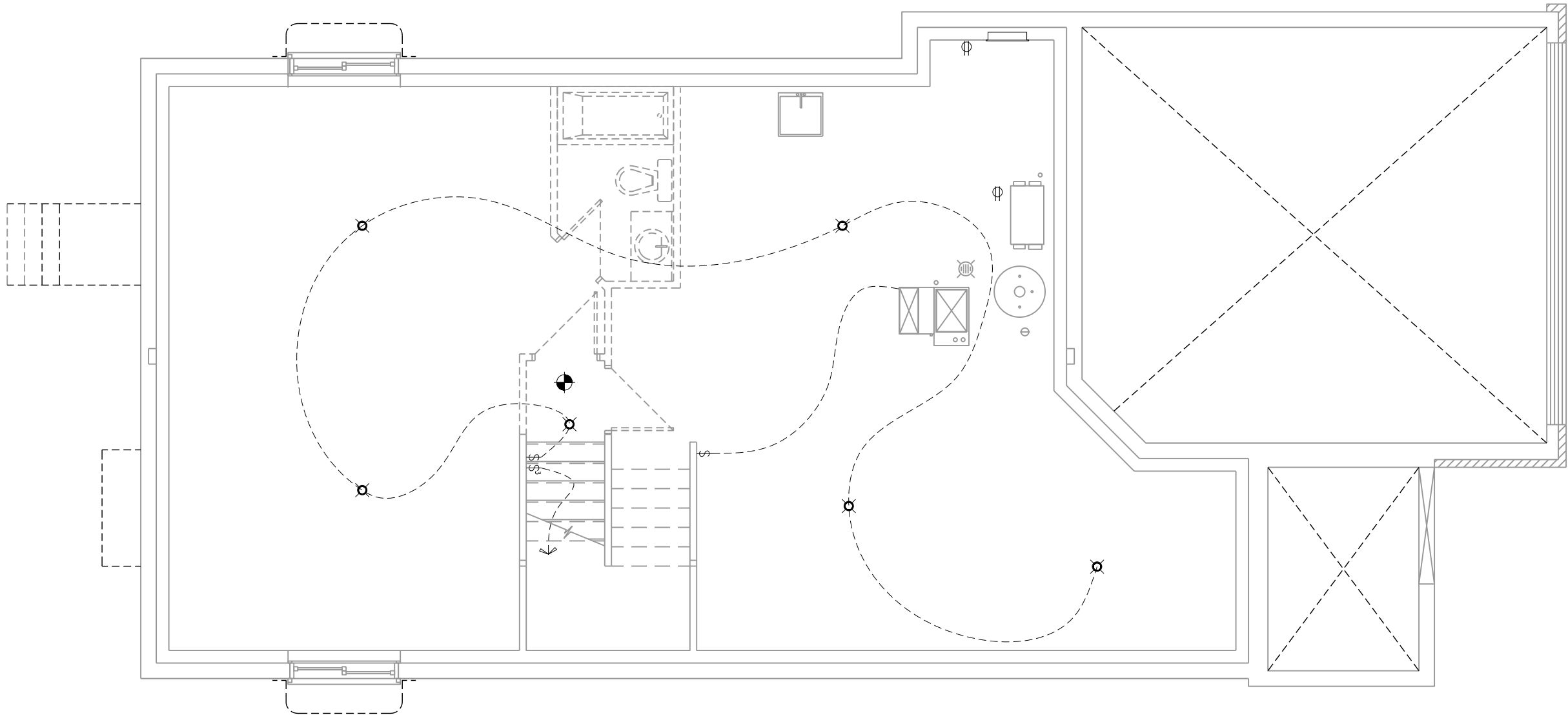
- B - BRICK (MAIN)
B1 - BRICK SOLDIER COURSE (ACCENT)
B2 - BRICK SOLDIER COURSE (ACCENT)
+ 20mm PROUD
B3 - BRICK SLEEPER COURSE
B4 - STACK BOND (ACCENT)
B5 - BRICK SILL (ACCENT)
B6 - BRICK ROW LOCK (ACCENT)
B7 - BRICK CORBELLING
B8 - BRICK COINING 20mm PROUD
+20 - BRICK 20mm PROUD
-20 - BRICK 20mm RECESSED

- S - SIDING (HORIZONTAL)
ST - STONE VENEER
T - TRIM 200mm COVE SIDING
AF - ALUMINUM FASCIA
AC - ALUMINUM CLADDING
AB - 48" ALUMINUM BAND
AS - ASPHALT SHINGLES
F - FLASHING
V - ROOF VENT (MAXIMUM)
P - PARGING
PCH10 - PRECAST HEADER 10"

- PCH8 - PRECAST HEADER 8"
PCS - PRECAST SILL
PCB - PRECAST BAND
VS - VINYL SHAKES
VEC - SIDING (VERTICAL CORNER)

2012 O.B.C. DRAWINGS

DRAWING: SECOND FLOOR JOIST LAYOUT "A,B,C"		
ADDRESS: xx	SCALE: 3/16" = 1'-0"	DATE: xx/xx/xxxx
830 - THE BUTLER 2022 FOOTPRINT (STANDARD DRAWINGS)		SHEET: A10



BASEMENT ELECTRICAL

SCALE: 3/16" = 1'-0"

- NOTES:
- FINISH FLOORING IN BATHROOMS, KITCHEN, LAUNDRY ROOM, GENERAL STORAGE AREAS AND ENTRANCES SHALL BE WATER RESISTANT;
 - INSTALL STUD REINFORCEMENT TO PERMIT THE FUTURE INSTALLATION OF GRAB BAR IN MAIN BATHROOM AS PER 9.5.2.3. OF O.B.C. 2012;
 - WINDOW SIZE AND R/O ARE TO BE VALIDATED WITH VALECRAFT HOMES LTD AND THE MANUFACTURER;
 - COORD. FLOOR JOIST, LINTEL, ROOF TRUSS AND POSTS WITH MANUFACTURER SPEC'S AND P.ENG. IN OTHER CASE;
 - COORD. LOCATION OF ALL VENTING UNITS, EXTERIOR LIGHTING, ETC. WITH VALECRAFT HOMES LTD AND MANUFACTURERS.

- ROOF AND FLOOR LAYOUT NOTES:
- ROOF AND FLOOR LAYOUT IS A SCHEMATIC LAYOUT TO ASSIST THE TRUSS MANUFACTURER. PROVIDE THE TRUSS MANUFACTURER'S ROOF AND FLOOR LAYOUT FOR BUILDING PERMIT APPLICATION AND FOR THE ON-SITE FRAMING. THE DRAFTING SERVICE OFFICE NEEDS TO BE AWARE OF ANY ALTERNATIVES OR CHANGES REGARDING THE ROOF AND FLOOR'S SCHEMATIC LAYOUT BEFORE THE CONSTRUCTION BEGINS. PROVIDE SUPPORT UNDER GIRDER TRUSS & SOLID BLOCKING DOWN TO FOUNDATION.

LOT: XXXX
DATE: XX/XX/XXXX



A - ALL CONTRACTORS SHALL PERFORM THEIR WORK WHETHER DESCRIBED OR NOT, ACCORDING TO THE APPLICABLE BUILDING CODE REQUIREMENTS AND MUNICIPAL REGULATIONS.
B - THE GENERAL CONTRACTOR SHALL CHECK AND VERIFY ALL DIMENSIONS AND REPORT ERRORS AND OMISSIONS TO VALECRAFT'S ARCHITECTURAL DEPARTMENT.
C - NO DIMENSION SHOULD BE SCALED ON DRAWINGS.
D - THE GENERAL CONTRACTOR OR SUB-CONTRACTORS WILL BE HELD RESPONSIBLE FOR ALL WORK DONE ON THE CONSTRUCTION SITE.
E - THIS DRAWING IS TO BE USED IN CONJUNCTION WITH SCHEDULE B-1A AND ANY 680'S AND MAY SHOW ONLY SOME OF THE CHANGES DETAILED ON THAT DOCUMENT. SHOULD THE DRAWINGS NOT SHOW ALL ITEMS CONTAINED ON A SCHEDULE OR MISS OTHER ITEMS ALTOGETHER, THE SCHEDULE IS CONSIDERED THE GOVERNING DOCUMENT.

I, DANIEL GUERIN, ARCHITECTURAL MANAGER FOR VALECRAFT HOMES LTD., HAVE REVIEWED THE FOLLOWING DOCUMENTS AND TAKE RESPONSIBILITY FOR THE DESIGN ACTIVITIES.

- PERSONAL BCIN #19896
- TARION REGISTRATION NUMBER #611

** SEE SIGNED SCHEDULE 1: DESIGNER INFORMATION FORM **

REV-2	NEW STAIRS	04/20/2021	DOYON
REV-1	NEW STANDARD DRWG MODIFICATION	05/02/2019	VH
NO.	DESCRIPTION	DATE	BY

EXTERIOR FINISH LEGEND:

- B - BRICK (MAIN)
- B1 - BRICK SOLDIER COURSE (ACCENT)
- B2 - BRICK SOLDIER COURSE (ACCENT)
- B3 - BRICK SLEEPER COURSE
- B4 - STACK BOND (ACCENT)
- B5 - BRICK SILL (ACCENT)
- B6 - BRICK ROW LOCK (ACCENT)
- B7 - BRICK CORBELLING
- B8 - BRICK COINING 20mm PROUD
- +20 - BRICK 20mm PROUD
- 20 - BRICK 20mm RECESSED

- S - SIDING (HORIZONTAL)
- ST - STONE VENEER
- T - TRIM 200mm COVE SIDING
- AF - ALUMINUM FASCIA
- AC - ALUMINUM CLADDING
- AB - 48" ALUMINUM BAND
- AS - ASPHALT SHINGLES
- F - FLASHING
- V - ROOF VENT (MAXIMUM)
- P - PARGING
- PC - PARGING
- PCH10 - PRECAST HEADER 10"

- PCH8 - PRECAST HEADER 8"
- PCS - PRECAST SILL
- PCB - PRECAST BAND
- VS - VINYL SHAKES
- VEC - SIDING (VERTICAL CORNER)

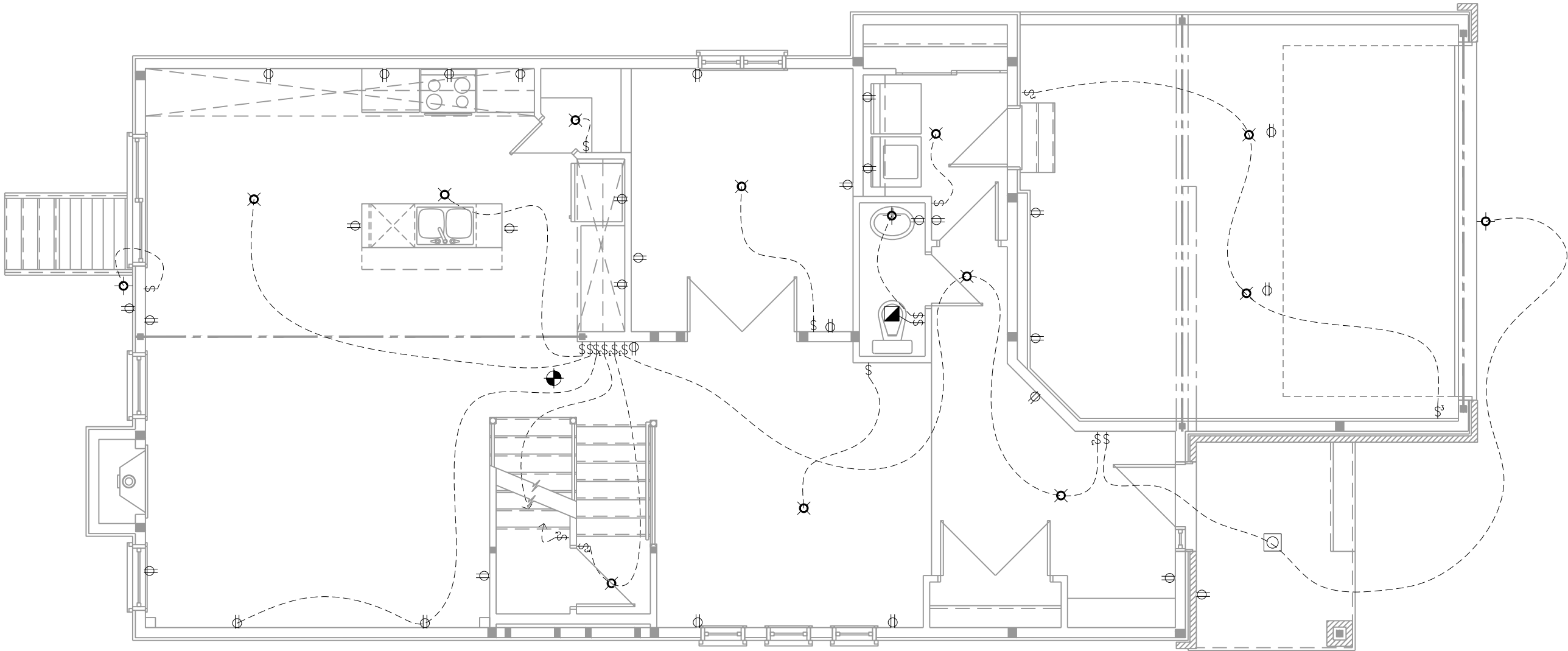
2012 O.B.C. DRAWINGS

DRAWING: **BASEMENT FLOOR ELECTRICAL**

ADDRESS: XX | SCALE: 3/16" = 1'-0" | DATE: XX/XX/XXXX

830 - THE BUTLER 2022 FOOTPRINT
(STANDARD DRAWINGS)

SHEET: **E00**



GROUND FLOOR ELECTRICAL

SCALE: 3/16" = 1'-0"

- NOTES:
- FINISH FLOORING IN BATHROOMS, KITCHEN, LAUNDRY ROOM, GENERAL STORAGE AREAS AND ENTRANCES SHALL BE WATER RESISTANT;
 - INSTALL STUD REINFORCEMENT TO PERMIT THE FUTURE INSTALLATION OF GRAB BAR IN MAIN BATHROOM AS PER 9.5.2.3. OF O.B.C. 2012;
 - WINDOW SIZE AND R/O ARE TO BE VALIDATED WITH VALECRAFT HOMES LTD AND THE MANUFACTURER;
 - COORD. FLOOR JOIST, LINTEL, ROOF TRUSS AND POSTS WITH MANUFACTURER SPEC'S AND P.ENG. IN OTHER CASE;
 - COORD. LOCATION OF ALL VENTING UNITS, EXTERIOR LIGHTING, ETC. WITH VALECRAFT HOMES LTD AND MANUFACTURERS.

- ROOF AND FLOOR LAYOUT NOTES:
- ROOF AND FLOOR LAYOUT IS A SCHEMATIC LAYOUT TO ASSIST THE TRUSS MANUFACTURER. PROVIDE THE TRUSS MANUFACTURER'S ROOF AND FLOOR LAYOUT FOR BUILDING PERMIT APPLICATION AND FOR THE ON-SITE FRAMING. THE DRAFTING SERVICE OFFICE NEEDS TO BE AWARE OF ANY ALTERNATIVES OR CHANGES REGARDING THE ROOF AND FLOOR'S SCHEMATIC LAYOUT BEFORE THE CONSTRUCTION BEGINS, PROVIDE SUPPORT UNDER GIRDER TRUSS & SOLID BLOCKING DOWN TO FOUNDATION.

LOT: XXXX
DATE: XX/XX/XXXX



A - ALL CONTRACTORS SHALL PERFORM THEIR WORK WHETHER DESCRIBED OR NOT, ACCORDING TO THE APPLICABLE BUILDING CODE REQUIREMENTS AND MUNICIPAL REGULATIONS.
B - THE GENERAL CONTRACTOR SHALL CHECK AND VERIFY ALL DIMENSIONS AND REPORT ERRORS AND OMISSIONS TO VALECRAFT'S ARCHITECTURAL DEPARTMENT.
C - NO DIMENSION SHOULD BE SCALED ON DRAWINGS.
D - THE GENERAL CONTRACTOR OR SUB-CONTRACTORS WILL BE HELD RESPONSIBLE FOR ALL WORK DONE ON THE CONSTRUCTION SITE.
E - THIS DRAWING IS TO BE USED IN CONJUNCTION WITH SCHEDULE B-1A AND ANY 680'S AND MAY SHOW ONLY SOME OF THE CHANGES DETAILED ON THAT DOCUMENT. SHOULD THE DRAWINGS NOT SHOW ALL ITEMS CONTAINED ON A SCHEDULE OR MISS OTHER ITEMS ALTOGETHER, THE SCHEDULE IS CONSIDERED THE GOVERNING DOCUMENT.

I, DANIEL GUERIN, ARCHITECTURAL MANAGER FOR VALECRAFT HOMES LTD., HAVE REVIEWED THE FOLLOWING DOCUMENTS AND TAKE RESPONSIBILITY FOR THE DESIGN ACTIVITIES.

- PERSONAL BCIN #19896
- TARIION REGISTRATION NUMBER #611

** SEE SIGNED SCHEDULE 1: DESIGNER INFORMATION FORM **

REV-2	NEW STAIRS	04/20/2021	DOYON
REV-1	NEW STANDARD DRWG MODIFICATION	05/02/2019	VH
NO.	DESCRIPTION	DATE	BY

EXTERIOR FINISH LEGEND:

- B - BRICK (MAIN)
- B1 - BRICK SOLDIER COURSE (ACCENT)
- B2 - BRICK SOLDIER COURSE (ACCENT) + 20mm PROUD
- B3 - BRICK SLEEPER COURSE
- B4 - STACK BOND (ACCENT)
- B5 - BRICK SILL (ACCENT)
- B6 - BRICK ROW LOCK (ACCENT)
- B7 - BRICK CORBELLING
- B8 - BRICK CORNING 20mm PROUD
- +20 - BRICK 20mm PROUD
- 20 - BRICK 20mm RECESSED

- S - SIDING (HORIZONTAL)
- ST - STONE VENEER
- T - TRIM 200mm COVE SIDING
- AF - ALUMINUM FASCIA
- AC - ALUMINUM CLADDING
- AB - 48" ALUMINUM BAND
- AS - ASPHALT SHINGLES
- F - FLASHING
- V - ROOF VENT (MAXIMUM)
- P - PARGING
- PC - PARGING
- PCH10 - PRECAST HEADER 10"

- PCH8 - PRECAST HEADER 8"
- PCS - PRECAST SILL
- PCB - PRECAST BAND
- VS - VINYL SHAKES
- VEC - SIDING (VERTICAL CORNER)

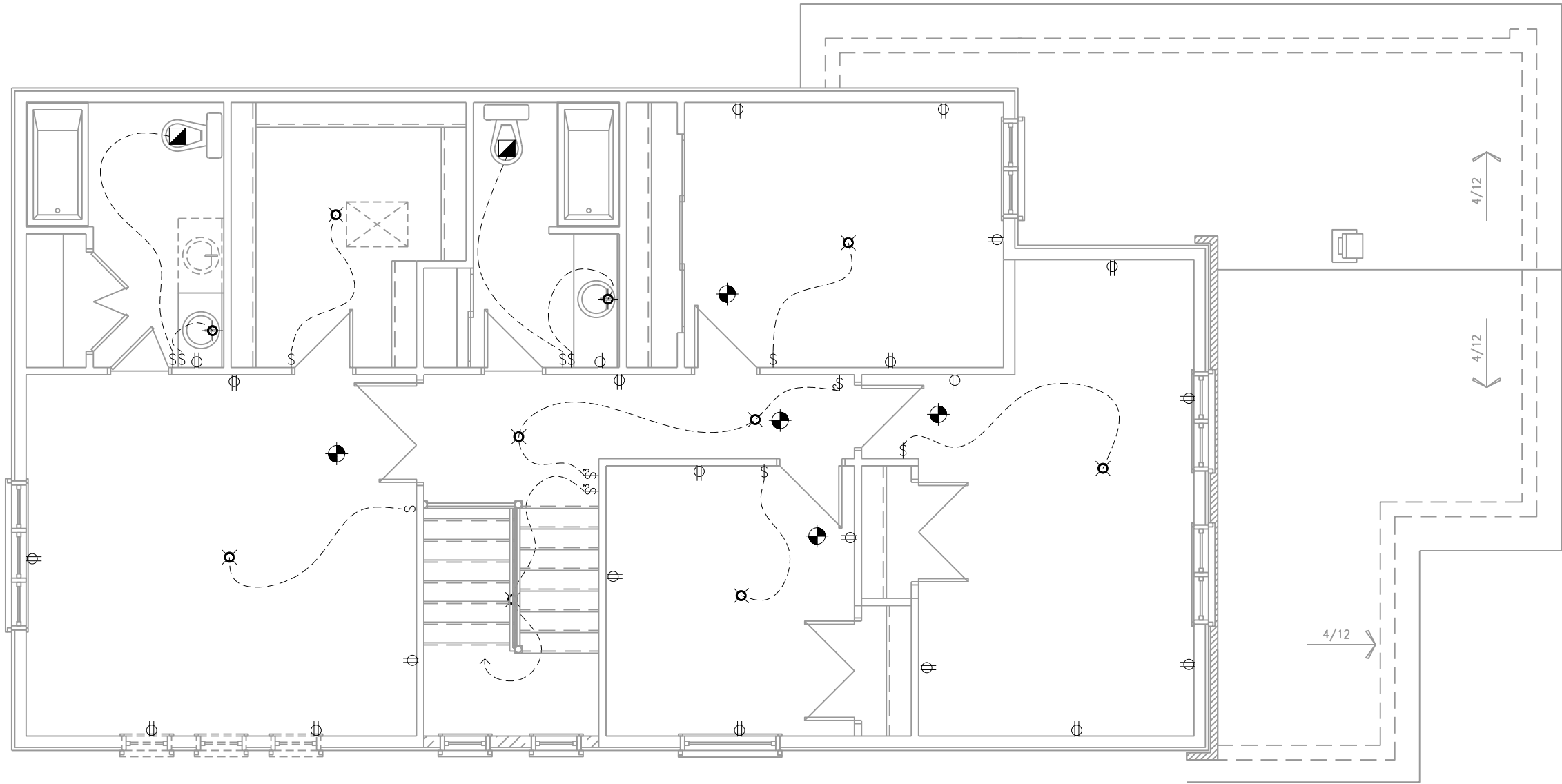
2012 O.B.C. DRAWINGS

DRAWING: FIRST FLOOR ELECTRICAL

ADDRESS: XX SCALE: 3/16" = 1'-0" DATE: XX/XX/XXXX

830 - THE BUTLER
2022 FOOTPRINT
(STANDARD DRAWINGS)

SHEET:
E01



SECOND FLOOR ELECTRICAL

SCALE: 3/16" = 1'-0"

NOTES:

- FINISH FLOORING IN BATHROOMS, KITCHEN, LAUNDRY ROOM, GENERAL STORAGE AREAS AND ENTRANCES SHALL BE WATER RESISTANT;
- INSTALL STUD REINFORCEMENT TO PERMIT THE FUTURE INSTALLATION OF GRAB BAR IN MAIN BATHROOM AS PER 9.5.2.3. OF O.B.C. 2012;
- WINDOW SIZE AND R/O ARE TO BE VALIDATED WITH VALECRAFT HOMES LTD AND THE MANUFACTURER;
- COORD. FLOOR JOIST, LINTEL, ROOF TRUSS AND POSTS WITH MANUFACTURER SPEC'S AND P.ENG. IN OTHER CASE;
- COORD. LOCATION OF ALL VENTING UNITS, EXTERIOR LIGHTING, ETC. WITH VALECRAFT HOMES LTD AND MANUFACTURERS.

ROOF AND FLOOR LAYOUT NOTES:

- ROOF AND FLOOR LAYOUT IS A SCHEMATIC LAYOUT TO ASSIST THE TRUSS MANUFACTURER. PROVIDE THE TRUSS MANUFACTURER'S ROOF AND FLOOR LAYOUT FOR BUILDING PERMIT APPLICATION AND FOR THE ON-SITE FRAMING. THE DRAFTING SERVICE OFFICE NEEDS TO BE AWARE OF ANY ALTERNATIVES OR CHANGES REGARDING THE ROOF AND FLOOR'S SCHEMATIC LAYOUT BEFORE THE CONSTRUCTION BEGINS, PROVIDE SUPPORT UNDER GIRDER TRUSS & SOLID BLOCKING DOWN TO FOUNDATION.

LOT: XXXX
DATE: XX/XX/XXXX



A - ALL CONTRACTORS SHALL PERFORM THEIR WORK WHETHER DESCRIBED OR NOT, ACCORDING TO THE APPLICABLE BUILDING CODE REQUIREMENTS AND MUNICIPAL REGULATIONS.
B - THE GENERAL CONTRACTOR SHALL CHECK AND VERIFY ALL DIMENSIONS AND REPORT ERRORS AND OMISSIONS TO VALECRAFT'S ARCHITECTURAL DEPARTMENT.
C - NO DIMENSION SHOULD BE SCALED ON DRAWINGS.
D - THE GENERAL CONTRACTOR OR SUB-CONTRACTORS WILL BE HELD RESPONSIBLE FOR ALL WORK DONE ON THE CONSTRUCTION SITE.
E - THIS DRAWING IS TO BE USED IN CONJUNCTION WITH SCHEDULE B-1A AND ANY 680'S AND MAY SHOW ONLY SOME OF THE CHANGES DETAILED ON THAT DOCUMENT. SHOULD THE DRAWINGS NOT SHOW ALL ITEMS CONTAINED ON A SCHEDULE OR MISS OTHER ITEMS ALTOGETHER, THE SCHEDULE IS CONSIDERED THE GOVERNING DOCUMENT.

I, <u>DANIEL GUERIN</u> , ARCHITECTURAL MANAGER FOR VALECRAFT HOMES LTD., HAVE REVIEWED THE FOLLOWING DOCUMENTS AND TAKE RESPONSIBILITY FOR THE DESIGN ACTIVITIES.			
- PERSONAL BCIN #19896			
- TARION REGISTRATION NUMBER #611			
** SEE SIGNED SCHEDULE 1: DESIGNER INFORMATION FORM **			
REV-2	NEW STAIRS	04/20/2021	DOYON
REV-1	NEW STANDARD DRWG MODIFICATION	05/02/2019	VH
NO.	DESCRIPTION	DATE	BY

EXTERIOR FINISH LEGEND:

B - BRICK (MAIN)
B1 - BRICK SOLDIER COURSE (ACCENT)
B2 - BRICK SOLDIER COURSE (ACCENT)
+ 20mm PROUD
B3 - BRICK SLEEPER COURSE
B4 - STACK BOND (ACCENT)
B5 - BRICK SILL (ACCENT)
B6 - BRICK ROW LOCK (ACCENT)
B7 - BRICK CORBELLING
B8 - BRICK COINING 20mm PROUD
+20 - BRICK 20mm PROUD
-20 - BRICK 20mm RECESSED

S - SIDING (HORIZONTAL)
ST - STONE VENEER
T - TRIM 200mm COVE SIDING
AF - ALUMINUM FASCIA
AC - ALUMINUM CLADDING
AB - 48" ALUMINUM BAND
AS - ASPHALT SHINGLES
F - FLASHING
V - ROOF VENT (MAXIMUM)
P - PARGING
PC - PARGING
PCH10 - PRECAST HEADER 10"

PCHB - PRECAST HEADER 8"
PCS - PRECAST SILL
PCB - PRECAST BAND
VS - VINYL SHAKES
VEC - SIDING (VERTICAL CORNER)

2012 O.B.C. DRAWINGS

DRAWING: SECOND FLOOR ELECTRICAL		
ADDRESS: xx	SCALE: 3/16" = 1'-0"	DATE: xx/xx/xxxx
830 - THE BUTLER 2022 FOOTPRINT (STANDARD DRAWINGS)		SHEET: E02