	SINGLES AND TOWNS COLOUR CHART					
	Community:	Cardinal Trail 5	Reg'd Plan #:	4M-1217	Sales Rep:	Valerie
	Lot No:	G33	Civic Address:	1151 Brasseur Crescent		
	Purchaser(s):				Model Name/#:	
	Purchaser(s):				Closing Date:	25-May-23
INTERIOR FINISHES						
DESCRIPTION					STD/UPG #	
TRIM STYLE	Standard Nivaga Baseboards and Casings					STD
DOOR STYLE	Standard Cambridge Style Passage Doors					STD
INTERIOR HARDWARE	Standard Satin Chrome					STD
INTERIOR LIGHTING PACKAGE	Roma Lighting Package					STD
BATHROOM ACCESSORIES	Infinity in Chrome					STD
FIREPLACE MANTLE	Standard Modern Type 1 MDF painted white					STD

INTERIOR HANDRAILS AND SPINDLES				
	WOOD	STYLE	STAIN/COLOUR	STD/UPG #
HANDRAIL	Red Oak	Contemporary	SB 200	STD
BRACKET (if applicable)	Red Oak	Modern	SB 200	STD
SPINDLES	Metal	Square Gunn Metal	Grey	STD
POSTS	Red Oak	3-1/2" wide Modern Beveled	SB 200	STD
NOSINGS	Red Oak	N/A	SB 200	STD
HARDWOOD STAIRCASE (WHERE APPLICABLE)	N/A	N/A	N/A	N/A

APPLIANCES				
TYPE	SIZE	STD/UPG #	APPLIANCE UPG LEVEL	STD/UPG #
FRIDGE <i>(Standard Minimum Opening is 33" x 70.75")</i>	Standard Opening	STD	Basic Stainless Steel	STD
RANGE	Standard Opening	STD	Basic Stainless Steel	STD
DISHWASHER	Standard Opening	STD	Basic Stainless Steel	STD
MICROWAVE / HOODFAN	Standard Opening	STD	OTR - Basic Stainless Steel	STD
WASHING MACHINE/DRYER	Standard Opening	STD	Basic White Top load package (Washer & Dryer)	STD

Purchaser's Signature(s) :

Date:

Purchaser's Signature(s) :


Date:

Approved By :

T. Oliver

Date:

August 30, 2022

	SINGLES AND TOWNS COLOUR CHART					
	Community:	Cardinal Trail 5	Reg'd Plan #:	4M-1217	Sales Rep:	Valerie
	Lot No:	G33	Civic Address:	1151 Brasseur Crescent		
	Purchaser(s):				Model Name/#:	
	Purchaser(s):				Closing Date:	25-May-23
CABINETRY						
ROOM	SELECTION				LEVEL	STD/UPG #
KITCHEN	STYLE AND COLOUR	B10R 2164			STD	STD
	HARDWARE CODE	205-96-195	TYPE	Pulls	STD	STD
	COUNTERTOP	New Caledonia (Slab Viewing Required)	COUNTERTOP EDGE PROFILE	Eased Edge	Granite Level 1+ flush breakfast bar	STD
MAIN BATHROOM	STYLE AND COLOUR	B10R 2164			STD	STD
	HARDWARE CODE	205-96-195	TYPE	Pulls	STD	STD
	COUNTERTOP	P394-VL	COUNTERTOP EDGE PROFILE	Standard	Standard Laminate	STD
4PCE ENSUITE BATHROOM	STYLE AND COLOUR	B10R 2164			STD	STD
	HARDWARE CODE	205-96-195	TYPE	Pulls	STD	STD
	COUNTERTOP	P394-VL	COUNTERTOP EDGE PROFILE	Standard	Standard Laminate	STD
POWDER ROOM	STYLE AND COLOUR	Pedestal			STD	STD
	HARDWARE CODE	N/A	TYPE	N/A	N/A	N/A
	COUNTERTOP	N/A	COUNTERTOP EDGE PROFILE	N/A	N/A	N/A
BASEMENT/OTHER BATHROOM	STYLE AND COLOUR	B10R 2164			STD	STD
	HARDWARE CODE	205-96-195	TYPE	Pulls	STD	STD
	COUNTERTOP	P394-VL	COUNTERTOP EDGE PROFILE	Standard	Standard Laminate	STD
LAUNDRY ROOM	STYLE AND COLOUR	N/A			N/A	N/A
	HARDWARE CODE	N/A	TYPE	N/A	N/A	N/A
	COUNTERTOP	N/A	COUNTERTOP EDGE PROFILE	N/A	N/A	N/A

Purchaser's Signature(s) : \_\_\_\_\_


Purchaser's Signature(s) : \_\_\_\_\_

Approved By : T. Oliver

Date: \_\_\_\_\_

Date: \_\_\_\_\_

Date: August 30, 2022

	SINGLES AND TOWNS COLOUR CHART					
	Community:	Cardinal Trail 5	Reg'd Plan #:	4M-1217	Sales Rep:	Valerie
	Lot No:	G33	Civic Address:	1151 Brasseur Crescent		
	Purchaser(s):				Model Name/#:	
	Purchaser(s):				Closing Date:	25-May-23
PAINT COLOUR(S)						
ROOM	MAIN COLOUR		STD/UPG #	ACCENT WALL		STD/UPG #
TRIM	Semi Gloss DLX1025-1 Commercial white		STD	N/A		N/A
FOYER	DLX1025-2 Silent Smoke		STD	N/A		N/A
POWDER ROOM	DLX1025-2 Silent Smoke		STD	N/A		N/A
MAIN FLOOR HALLWAY	DLX1025-2 Silent Smoke		STD	N/A		N/A
DINING ROOM	N/A		N/A	N/A		N/A
FLEX ROOM	N/A		N/A	N/A		N/A
GREAT ROOM	DLX1025-2 Silent Smoke		STD	N/A		N/A
FAMILY ROOM	N/A		N/A	N/A		N/A
DEN/STUDY/HOME OFFICE	N/A		N/A	N/A		N/A
KITCHEN/ DINETTE	DLX1025-2 Silent Smoke		STD	N/A		N/A
LAUNDRY CLOSET	DLX1025-2 Silent Smoke		STD	N/A		N/A
2nd FLOOR HALLWAY	DLX1025-2 Silent Smoke		STD	N/A		N/A
MAIN BATH	DLX1025-2 Silent Smoke		STD	N/A		N/A
BEDROOM #2	DLX1025-2 Silent Smoke		STD	N/A		N/A
BEDROOM #3	DLX1025-2 Silent Smoke		STD	N/A		N/A
BASEMENT BEDROOM	N/A		N/A	N/A		N/A
MASTER BEDROOM	DLX1025-2 Silent Smoke		STD	N/A		N/A
MASTER BEDROOM WALK-IN CLOSET	DLX1025-2 Silent Smoke		STD	N/A		N/A
MASTER BEDROOM 4PCE ENSUITE	DLX1025-2 Silent Smoke		STD	N/A		N/A
FINISHED BASEMENT RECREATION ROOM	DLX1025-2 Silent Smoke		STD	N/A		N/A
BASEMENT BATHROOM	DLX1025-2 Silent Smoke		STD	N/A		N/A

Purchaser's Signature(s) : \_\_\_\_\_

Date: \_\_\_\_\_

Purchaser's Signature(s) : \_\_\_\_\_


Date: \_\_\_\_\_

Approved By : \_\_\_\_\_

T. Oliver

Date: \_\_\_\_\_

August 30, 2022

	SINGLES AND TOWNS COLOUR CHART					
	Community:	Cardinal Trail 5	Reg'd Plan #:	4M-1217	Sales Rep:	Valerie
	Lot No:	G33	Civic Address:	1151 Brasseur Crescent		
	Purchaser(s):				Model Name/#:	
	Purchaser(s):				Closing Date:	25-May-23
CERAMIC & GROUT SELECTIONS (1)						
ROOM	AREA	MANUFACTURER/SERIES/SIZE/ COLOUR/CODE	GROUT SELECTION	LEVEL	STD/UPG #	
FOYER	FLOOR	Torlys Evertile Premier ET24003 Ashmount 11-1/2" Wide x 23-5/8" Long (Front to Back rectangular Installation)	N/A	STD	STD	
POWDER ROOM	FLOOR	Torlys Evertile Premier ET24003 Ashmount 11-1/2" Wide x 23-5/8" Long (Front to Back rectangular Installation)	N/A	STD	STD	
	WALL	N/A	N/A	N/A	N/A	
	INSERT OR BORDER	N/A				
MUDROOM	FLOOR	N/A	N/A	N/A	N/A	
	WALL	N/A	N/A	N/A	N/A	
	INSERT OR BORDER	N/A				
LAUNDRY CLOSET	FLOOR	See Flooring Selection Sheet	N/A	N/A	STD	
	WALL	N/A	N/A	N/A	N/A	
	INSERT OR BORDER	N/A				
KITCHEN	FLOOR	See Flooring Selection Sheet	N/A	N/A	STD	
	BACKSPLASH	Euro Soho Matte canvas white 3" x 6" (Horizontal 1/2 brick installation)	931 Standard White	Bronze Tile + STD Grout	STD	
	INSERT OR BORDER	N/A				
BREAKFAST AREA/DINETTE	FLOOR	See Flooring Selection Sheet	N/A	N/A	STD	
FIREPLACE	HEARTH	N/A	N/A	N/A	N/A	
	SURROUND	Olympia Regal 12"x12" polished Shell White NY.RG.SLW.1212.PL ( Standard stacked installation)	931 Standard White	STD fireplace tile + STD grout	STD	
ADDITIONAL FIREPLACE	HEARTH	N/A	N/A	N/A	N/A	
	SURROUND	N/A	N/A	N/A	N/A	

Purchaser's Signature(s) :

Date:

Purchaser's Signature(s) :


Date:

Approved By :

T. Oliver

Date:


August 30, 2022

	SINGLES AND TOWNS COLOUR CHART					
	Community:	Cardinal Trail 5	Reg'd Plan #:	4M-1217	Sales Rep:	Valerie
	Lot No:	G33	Civic Address:	1151 Brasseur Crescent		
	Purchaser(s):				Model Name/#:	
	Purchaser(s):				Closing Date:	25-May-23
CERAMIC & GROUT SELECTIONS (2)						
ROOM	AREA	MANUFACTURER/SERIES/SIZE/ COLOUR/CODE		GROUT SELECTION	LEVEL	STD/UPG #
MAIN BATHROOM	FLOOR	See Flooring Selection Sheet		N/A	N/A	STD
	WALL/TUB SURROUND	Ceratec Stone Glamour 11.6" x 23.6" Calacatta Matt (Horizontal stacked install)		931 standard white	Silver Floor tile	STD
	INSERT OR BORDER	N/A				
4PCE ENSUITE BATHROOM	FLOOR	N/A		N/A	N/A	N/A
	WALL/TUB SURROUND	N/A		N/A	N/A	N/A
	INSERT OR BORDER	N/A				
4PC ENSUITE BATHROOM	FLOOR	See Flooring Selection Sheet		N/A	N/A	STD
	TUB DECK	N/A		N/A	N/A	N/A
	TUB BACKSPLASH	N/A		N/A	N/A	N/A
	INSERT OR BORDER	N/A		N/A	N/A	
	SHOWER WALLS	Ceratec Stone Glamour 11.6" x 23.6" Calacatta Matt (Horizontal stacked install)		931 standard white	Silver Floor tile	STD
BASEMENT/OTHER BATHROOM	FLOOR	See Flooring Selection Sheet		N/A	N/A	STD
	WALL/TUB SURROUND	N/A		N/A	N/A	N/A
	INSERT OR BORDER	N/A				

Purchaser's Signature(s) : \_\_\_\_\_
Date: \_\_\_\_\_

Purchaser's Signature(s) : \_\_\_\_\_
Date: \_\_\_\_\_

Approved By : \_\_\_\_\_ T. Oliver
Date: August 30, 2022

	SINGLES AND TOWNS COLOUR CHART					
	Community:	Cardinal Trail 5	Reg'd Plan #:	4M-1217	Sales Rep:	Valerie
	Lot No:	G33	Civic Address:	1151 Brasseur Crescent		
	Purchaser(s):				Model Name/#:	
	Purchaser(s):				Closing Date:	25-May-23
FLOORING SELECTIONS						
ROOM	CARPET/UNDERPAD OR HARDWOOD				LEVEL	STD/UPG #
MAIN FLOOR HALLWAY	Torlys Everwood Premier EW-23001 Beach House 4-7/8" Wide x 48-3/8" Long Plank (Front to Back Install)				STD	STD
DINING ROOM	N/A				STD	STD
LAUNDRY CLOSET	Torlys Everwood Premier EW-23001 Beach House 4-7/8" Wide x 48-3/8" Long Plank (Front to Back Install)				STD	STD
FAMILY ROOM	N/A				N/A	N/A
GREAT ROOM	Torlys Everwood Premier EW-23001 Beach House 4-7/8" Wide x 48-3/8" Long Plank (Front to Back Install)				STD	STD
DEN/HOME OFFICE	N/A				N/A	N/A
UPPER HALLWAY	Torlys Everwood Premier EW-23001 Beach House 4-7/8" Wide x 48-3/8" Long Plank (Front to Back Install)				STD	STD
KITCHEN	Torlys Everwood Premier EW-23001 Beach House 4-7/8" Wide x 48-3/8" Long Plank (Front to Back Install)				STD	STD
BREAKFAST AREA/DINETTE	Torlys Everwood Premier EW-23001 Beach House 4-7/8" Wide x 48-3/8" Long Plank (Front to Back Install)				STD	STD
MAIN STAIRS TO BEDROOMS	Beaulieu Silex II Broadloom Carpet Pampa Beige 16320 + Upgraded level 1 Underpad				STD	STD
MAIN BATHROOM	Torlys Everwood Premier EW-23001 Beach House 4-7/8" Wide x 48-3/8" Long Plank (Front to Back Install)				STD	STD
BASEMENT BATHROOM	Torlys Everwood Premier EW-23001 Beach House 4-7/8" Wide x 48-3/8" Long Plank (Front to Back Install)				STD	STD
BEDROOM # 2	Torlys Everwood Premier EW-23001 Beach House 4-7/8" Wide x 48-3/8" Long Plank (Front to Back Install)				STD	STD
BEDROOM # 3	Torlys Everwood Premier EW-23001 Beach House 4-7/8" Wide x 48-3/8" Long Plank (Front to Back Install)				STD	STD
4PCE ENSUITE BATHROOM	Torlys Everwood Premier EW-23001 Beach House 4-7/8" Wide x 48-3/8" Long Plank (Front to Back Install)				STD	STD
MASTER BEDROOM	Torlys Everwood Premier EW-23001 Beach House 4-7/8" Wide x 48-3/8" Long Plank (Front to Back Install)				STD	STD
MASTER BEDROOM WALK-IN CLOSET	Torlys Everwood Premier EW-23001 Beach House 4-7/8" Wide x 48-3/8" Long Plank (Front to Back Install)				STD	STD
STAIRS TO BASEMENT	Beaulieu Silex II Broadloom Carpet Pampa Beige 16320 + Upgraded level 1 Underpad				STD	STD
FINISHED BASEMENT RECREATION ROOM	Beaulieu Silex II Broadloom Carpet Pampa Beige 16320 + Upgraded level 1 Underpad				STD	STD

Purchaser's Signature(s) : \_\_\_\_\_


Date: \_\_\_\_\_

Purchaser's Signature(s) : \_\_\_\_\_

Date: \_\_\_\_\_

Approved By : **T. Oliver** \_\_\_\_\_

Date: **August 30, 2022** \_\_\_\_\_

	SINGLES AND TOWNS COLOUR CHART					
	Community:	Cardinal Trail 5	Reg'd Plan #:	4M-1217	Sales Rep:	Valerie
	Lot No:	G33	Civic Address:	1151 Brasseur Crescent		
	Purchaser(s):				Model Name/#:	
	Purchaser(s):				Closing Date:	25-May-23
PLUMBING FIXTURES						
ROOM	FIXTURE	STYLE			FINISH	STD/UPG#
KITCHEN	SINK	Reginox Kitchen Sink Undermount Double Bowl ND1831UA/9			Stainless Steel	STD
	FAUCET	Delta Osler Kitchen Faucet Single Handle 976LF			Chrome	STD
MAIN BATHROOM	SINK	Standard			White	STD
	VANITY FAUCET	Standard			Chrome	STD
	WATER CLOSET	Standard			White	STD
	TUB/SHOWER	Standard			White	STD
	TUB/SHOWER FAUCET	Standard			Chrome	STD
4PCE ENSUITE BATHROOM	SINK	Standard			White	STD
	VANITY FAUCET	Standard			Chrome	STD
	WATER CLOSET	Standard			White	STD
	SHOWER	Standard shower, with stainless steel Zitta Niche 12 x 12 AN12120302-SS (Installed on long wall. To be approx. centered 5ft from floor)			White base /Chrome & Clear Glass shower	STD
	SHOWER FAUCET	Standard			Chrome	STD
	BATHTUB	N/A			N/A	N/A
	BATHTUB FAUCET	N/A			N/A	N/A
POWDER ROOM	PEDESTAL	Standard Pedestal Sink			White	STD
	SINK FAUCET	Standard			Chrome	STD
	WATER CLOSET	Standard			White	STD
BASEMENT/OTHER BATHROOM	SINK	Standard			White	STD
	VANITY FAUCET	Standard			Chrome	STD
	WATER CLOSET	Standard			White	STD
	SHOWER	N/A			N/A	N/A
	SHOWER FAUCET	N/A			N/A	N/A
NOTE: All fixtures are white as standard						

Purchaser's Signature(s) :

Date:

Purchaser's Signature(s) :

Date:

Approved By :

T. Oliver

Date:

August 30, 2022