

EXTERIOR FINISH LEGEND:

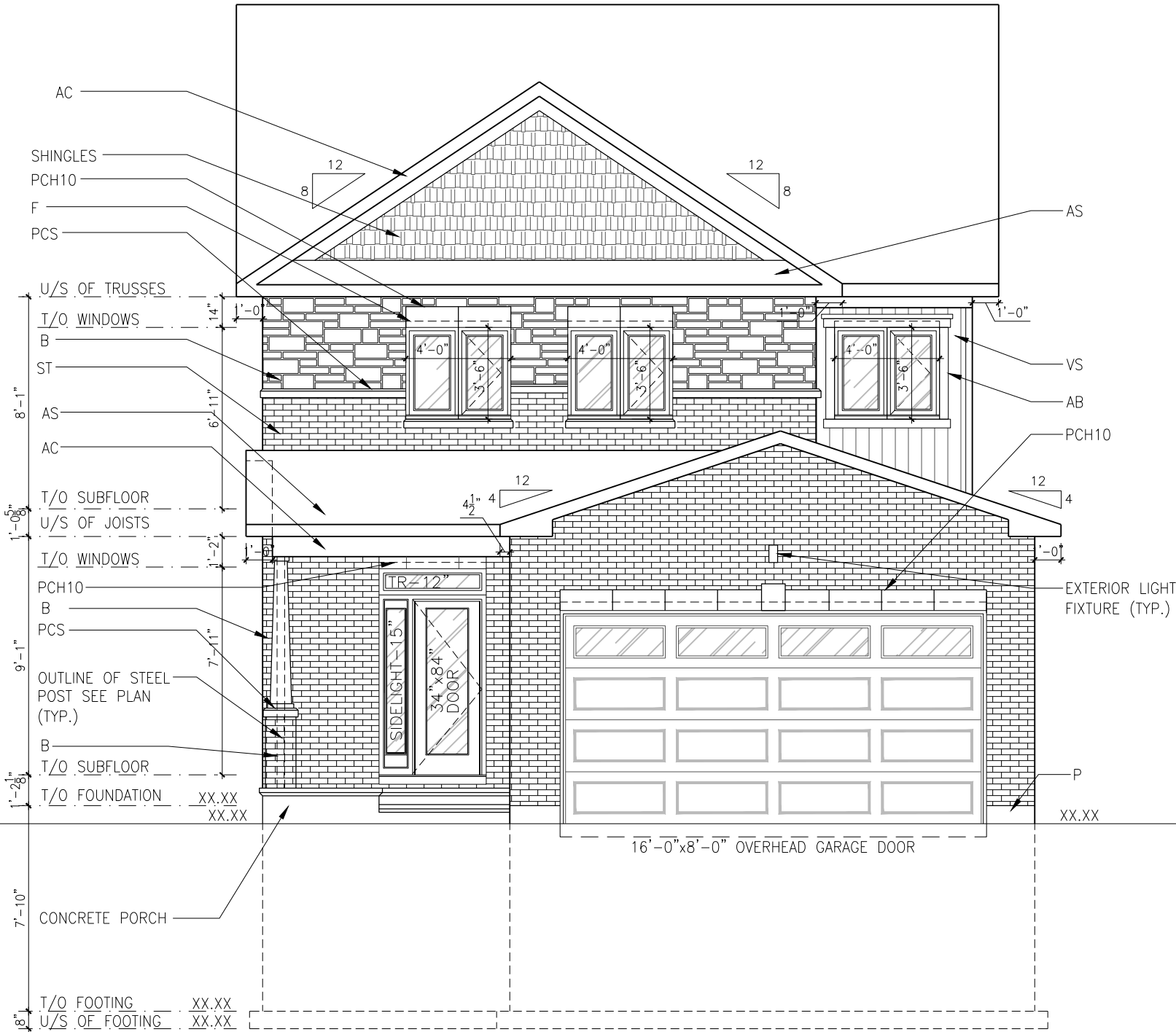
- B - BRICK (MAIN)
B1 - BRICK SOLDIER COURSE (ACCENT)
B2 - BRICK SOLDIER COURSE (ACCENT)
+ 20mm PROUD
B3 - BRICK SLEEPER COURSE
B4 - STACK BOND (ACCENT)
B5 - BRICK SILL (ACCENT)
B6 - BRICK ROW LOCK (ACCENT)
B7 - BRICK CORBELLING
B8 - BRICK COINING 20mm PROUD
+20 - BRICK 20mm PROUD
-20 - BRICK 20mm RECESSED
S - SIDING (HORIZONTAL)
SV - SIDING (VERTICAL)
ST - STONE VENEER
T - TRIM 200mm COVE SIDING
AF - ALUMINUM FASCIA
AC - ALUMINUM CLADDING
AB - 48" ALUMINUM BAND
AS - ASPHALT SHINGLES
F - FLASHING
V - ROOF VENT (MAXIMUM)
P - PARGING
PC - PARGING
PCH10 - PRECAST HEADER 10"
PCH8 - PRECAST HEADER 8"
PCS - PRECAST SILL
PCB - PRECAST BAND
VS - VINYL SHAKES
VEC - SIDING (VERTICAL CORNER)
KC - KAYCAN WOOD SIDING - 7 1/4" LAP

STANDARD PLAN:

GROSS INSULATED = 271.55 M. SQ.
WALL AREA

GROSS WINDOW = 16.51 M. SQ.
AREA

PERCENT GLASS TO WALL AREA = 6.08%



FRONT ELEVATION

SCALE: 3/16" = 1'-0"

LOT: XXXX
DATE: XX/XX/XXXX



A - ALL CONTRACTORS SHALL PERFORM THEIR WORK WHETHER DESCRIBED OR NOT, ACCORDING TO THE APPLICABLE BUILDING CODE REQUIREMENTS AND MUNICIPAL REGULATIONS.
B - THE GENERAL CONTRACTOR SHALL CHECK AND VERIFY ALL DIMENSIONS AND REPORT ERRORS AND OMISSIONS TO VALECRAFT'S ARCHITECTURAL DEPARTMENT.
C - NO DIMENSION SHOULD BE SCALED ON DRAWINGS.
D - THE GENERAL CONTRACTOR OR SUB-CONTRACTORS WILL BE HELD RESPONSIBLE FOR ALL WORK DONE ON THE CONSTRUCTION SITE.
E - THIS DRAWING IS TO BE USED IN CONJUNCTION WITH SCHEDULE B-1A AND ANY 680'S AND MAY SHOW ONLY SOME OF THE CHANGES DETAILED ON THAT DOCUMENT. SHOULD THE DRAWINGS NOT SHOW ALL ITEMS CONTAINED ON A SCHEDULE OR MISS OTHER ITEMS ALTOGETHER, THE SCHEDULE IS CONSIDERED THE GOVERNING DOCUMENT.

I, DANIEL GUERIN, ARCHITECTURAL MANAGER FOR VALECRAFT HOMES LTD., HAVE REVIEWED THE FOLLOWING DOCUMENTS AND TAKE RESPONSIBILITY FOR THE DESIGN ACTIVITIES.

- PERSONAL BCIN #19896
- TARIION REGISTRATION NUMBER #611

** SEE SIGNED SCHEDULE 1: DESIGNER INFORMATION FORM **

NO.	DESCRIPTION	DATE	BY
REV-2	NEW STAIRS	04/20/2021	DOYON
REV-1	NEW STANDARD DRWG MODIFICATION	05/02/2019	VH

EXTERIOR FINISH LEGEND:

- B - BRICK (MAIN)
B1 - BRICK SOLDIER COURSE (ACCENT)
B2 - BRICK SOLDIER COURSE (ACCENT)
+ 20mm PROUD
B3 - BRICK SLEEPER COURSE
B4 - STACK BOND (ACCENT)
B5 - BRICK SILL (ACCENT)
B6 - BRICK ROW LOCK (ACCENT)
B7 - BRICK CORBELLING
B8 - BRICK COINING 20mm PROUD
+20 - BRICK 20mm PROUD
-20 - BRICK 20mm RECESSED
S - SIDING (HORIZONTAL)
ST - STONE VENEER
T - TRIM 200mm COVE SIDING
AF - ALUMINUM FASCIA
AC - ALUMINUM CLADDING
AB - 48" ALUMINUM BAND
AS - ASPHALT SHINGLES
F - FLASHING
V - ROOF VENT (MAXIMUM)
P - PARGING
PC - PARGING
PCH10 - PRECAST HEADER 10"

- PCH8 - PRECAST HEADER 8"
PCS - PRECAST SILL
PCB - PRECAST BAND
VS - VINYL SHAKES
VEC - SIDING (VERTICAL CORNER)

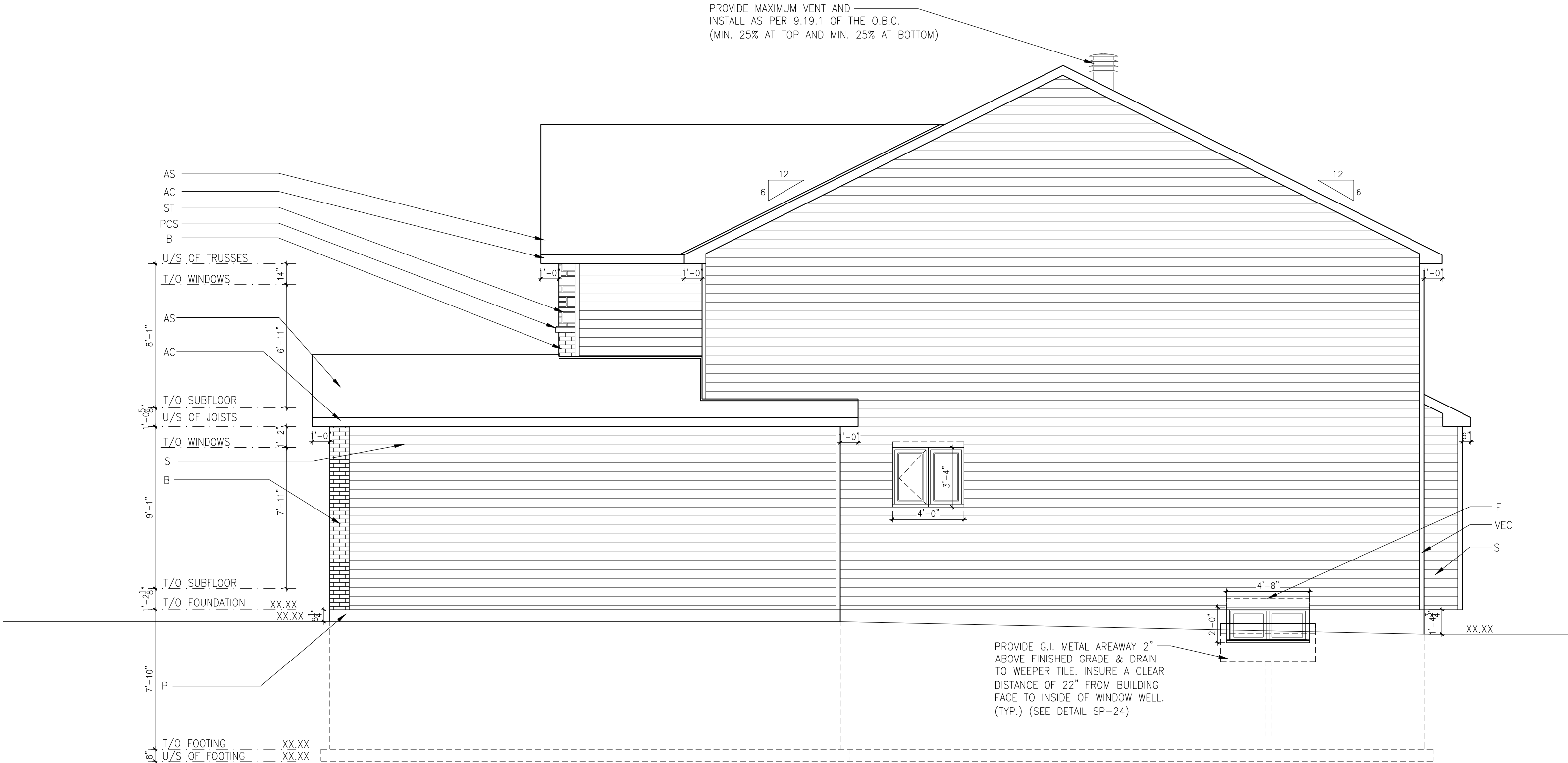
2012 O.B.C. DRAWINGS

DRAWING: FRONT ELEVATION

ADDRESS: XX SCALE: 3/16" = 1'-0" DATE: XX/XX/XXXX

830 - THE BUTLER
2022 FOOTPRINT
(STANDARD DRAWINGS)

SHEET: A1a



RIGHT ELEVATION
SCALE: 3/16" = 1'-0"

LOT: XXXX
DATE: XX/XX/XXXX



A - ALL CONTRACTORS SHALL PERFORM THEIR WORK WHETHER DESCRIBED OR NOT, ACCORDING TO THE APPLICABLE BUILDING CODE REQUIREMENTS AND MUNICIPAL REGULATIONS.
B - THE GENERAL CONTRACTOR SHALL CHECK AND VERIFY ALL DIMENSIONS AND REPORT ERRORS AND OMISSIONS TO VALECRAFT'S ARCHITECTURAL DEPARTMENT.
C - NO DIMENSION SHOULD BE SCALED ON DRAWINGS.
D - THE GENERAL CONTRACTOR OR SUB-CONTRACTORS WILL BE HELD RESPONSIBLE FOR ALL WORK DONE ON THE CONSTRUCTION SITE.
E - THIS DRAWING IS TO BE USED IN CONJUNCTION WITH SCHEDULE B-1A AND ANY 680'S AND MAY SHOW ONLY SOME OF THE CHANGES DETAILED ON THAT DOCUMENT. SHOULD THE DRAWINGS NOT SHOW ALL ITEMS CONTAINED ON A SCHEDULE OR MISS OTHER ITEMS ALTOGETHER, THE SCHEDULE IS CONSIDERED THE GOVERNING DOCUMENT.

I, DANIEL GUERIN, ARCHITECTURAL MANAGER FOR VALECRAFT HOMES LTD., HAVE REVIEWED THE FOLLOWING DOCUMENTS AND TAKE RESPONSIBILITY FOR THE DESIGN ACTIVITIES.

- PERSONAL BCIN #19896
- TARIION REGISTRATION NUMBER #611

** SEE SIGNED SCHEDULE 1: DESIGNER INFORMATION FORM **

REV-2	NEW STAIRS	04/20/2021	DOYON
REV-1	NEW STANDARD DRWG MODIFICATION	05/02/2019	VH
NO.	DESCRIPTION	DATE	BY

- EXTERIOR FINISH LEGEND:
- B - BRICK (MAIN)
B1 - BRICK SOLDIER COURSE (ACCENT)
B2 - BRICK SOLDIER COURSE (ACCENT) + 20mm PROUD
B3 - BRICK SLEEPER COURSE
B4 - STACK BOND (ACCENT)
B5 - BRICK SILL (ACCENT)
B6 - BRICK ROW LOCK (ACCENT)
B7 - BRICK CORBELLING
B8 - BRICK COINING 20mm PROUD
+20 - BRICK 20mm PROUD
-20 - BRICK 20mm RECESSED
- S - SIDING (HORIZONTAL)
ST - STONE VENEER
T - TRIM 200mm COVE SIDING
AF - ALUMINUM FASCIA
AC - ALUMINUM CLADDING
AB - 48" ALUMINUM BAND
AS - ASPHALT SHINGLES
F - FLASHING
V - ROOF VENT (MAXIMUM)
P - PARGING
PC - PARGING
PCH10 - PRECAST HEADER 10"

- PCH8 - PRECAST HEADER 8"
PCS - PRECAST SILL
PCB - PRECAST BAND
VS - VINYL SHAKES
VEC - SIDING (VERTICAL CORNER)


2012 O.B.C. DRAWINGS

DRAWING: **RIGHT ELEVATION**

ADDRESS: XX SCALE: 3/16" = 1'-0" DATE: XX/XX/XXXX

**830 - THE BUTLER
2022 FOOTPRINT**
(STANDARD DRAWINGS)

SHEET: **A2a**



LEFT ELEVATION

SCALE: 3/16" = 1'-0"

LOT: XXXX
DATE: XX/XX/XXXX



A - ALL CONTRACTORS SHALL PERFORM THEIR WORK WHETHER DESCRIBED OR NOT, ACCORDING TO THE APPLICABLE BUILDING CODE REQUIREMENTS AND MUNICIPAL REGULATIONS.
B - THE GENERAL CONTRACTOR SHALL CHECK AND VERIFY ALL DIMENSIONS AND REPORT ERRORS AND OMISSIONS TO VALECRAFT'S ARCHITECTURAL DEPARTMENT.
C - NO DIMENSION SHOULD BE SCALED ON DRAWINGS.
D - THE GENERAL CONTRACTOR OR SUB-CONTRACTORS WILL BE HELD RESPONSIBLE FOR ALL WORK DONE ON THE CONSTRUCTION SITE.
E - THIS DRAWING IS TO BE USED IN CONJUNCTION WITH SCHEDULE B-1A AND ANY 680'S AND MAY SHOW ONLY SOME OF THE CHANGES DETAILED ON THAT DOCUMENT. SHOULD THE DRAWINGS NOT SHOW ALL ITEMS CONTAINED ON A SCHEDULE OR MISS OTHER ITEMS ALTOGETHER, THE SCHEDULE IS CONSIDERED THE GOVERNING DOCUMENT.

I, DANIEL GUERIN, ARCHITECTURAL MANAGER FOR VALECRAFT HOMES LTD., HAVE REVIEWED THE FOLLOWING DOCUMENTS AND TAKE RESPONSIBILITY FOR THE DESIGN ACTIVITIES.			
- PERSONAL BCIN #19896			
- TARIION REGISTRATION NUMBER #611			
** SEE SIGNED SCHEDULE 1: DESIGNER INFORMATION FORM **			
REV-2	NEW STAIRS	04/20/2021	DOYON
REV-1	NEW STANDARD DRWG MODIFICATION	05/02/2019	VH
NO.	DESCRIPTION	DATE	BY

EXTERIOR FINISH LEGEND:

- B - BRICK (MAIN)

B1 - BRICK SOLDIER COURSE (ACCENT)

B2 - BRICK SOLDIER COURSE (ACCENT) + 20mm PROUD

B3 - BRICK SLEEPER COURSE

B4 - STACK BOND (ACCENT)

B5 - BRICK SILL (ACCENT)

B6 - BRICK ROW LOCK (ACCENT)

B7 - BRICK CORBELLING

B8 - BRICK COINING 20mm PROUD

+20 - BRICK 20mm PROUD

-20 - BRICK 20mm RECESSED
- S - SIDING (HORIZONTAL)

ST - STONE VENEER

T - TRIM 200mm COVE SIDING

AF - ALUMINUM FASCIA

AC - ALUMINUM CLADDING

AB - 48" ALUMINUM BAND

AS - ASPHALT SHINGLES

F - FLASHING

V - ROOF VENT (MAXIMUM)

P - PARGING

PC - PARGING

PCH10 - PRECAST HEADER 10"
- PCH8 - PRECAST HEADER 8"

PCS - PRECAST SILL

PCB - PRECAST BAND

VS - VINYL SHAKES

VEC - SIDING (VERTICAL CORNER)

2012 O.B.C. DRAWINGS

DRAWING: LEFT ELEVATION

ADDRESS: XX | SCALE: 3/16" = 1'-0" | DATE: XX/XX/XXXX

830 - THE BUTLER
2022 FOOTPRINT
(STANDARD DRAWINGS)

SHEET: A3a

REAR ELEVATION

SCALE: 3/16" = 1'-0"

LOT: XXXX
DATE: XX/XX/XXXX



A - ALL CONTRACTORS SHALL PERFORM THEIR WORK WHETHER DESCRIBED OR NOT, ACCORDING TO THE APPLICABLE BUILDING CODE REQUIREMENTS AND MUNICIPAL REGULATIONS.
B - THE GENERAL CONTRACTOR SHALL CHECK AND VERIFY ALL DIMENSIONS AND REPORT ERRORS AND OMISSIONS TO VALECRAFT'S ARCHITECTURAL DEPARTMENT.
C - NO DIMENSION SHOULD BE SCALED ON DRAWINGS.
D - THE GENERAL CONTRACTOR OR SUB-CONTRACTORS WILL BE HELD RESPONSIBLE FOR ALL WORK DONE ON THE CONSTRUCTION SITE.
E - THIS DRAWING IS TO BE USED IN CONJUNCTION WITH SCHEDULE B-1A AND ANY 680'S AND MAY SHOW ONLY SOME OF THE CHANGES DETAILED ON THAT DOCUMENT. SHOULD THE DRAWINGS NOT SHOW ALL ITEMS CONTAINED ON A SCHEDULE OR MISS OTHER ITEMS ALTOGETHER, THE SCHEDULE IS CONSIDERED THE GOVERNING DOCUMENT.

I, DANIEL GUERIN, ARCHITECTURAL MANAGER FOR VALECRAFT HOMES LTD., HAVE REVIEWED THE FOLLOWING DOCUMENTS AND TAKE RESPONSIBILITY FOR THE DESIGN ACTIVITIES.			
- PERSONAL BCIN #19896			
- TARIION REGISTRATION NUMBER #611			
** SEE SIGNED SCHEDULE 1: DESIGNER INFORMATION FORM **			
REV-2	NEW STAIRS	04/20/2021	DOYON
REV-1	NEW STANDARD DRWG MODIFICATION	05/02/2019	VH
NO.	DESCRIPTION	DATE	BY

EXTERIOR FINISH LEGEND:

- B - BRICK (MAIN)

B1 - BRICK SOLDIER COURSE (ACCENT)

B2 - BRICK SOLDIER COURSE (ACCENT) + 20mm PROUD

B3 - BRICK SLEEPER COURSE

B4 - STACK BOND (ACCENT)

B5 - BRICK SILL (ACCENT)

B6 - BRICK ROW LOCK (ACCENT)

B7 - BRICK CORBELLING

B8 - BRICK COINING 20mm PROUD

+20 - BRICK 20mm PROUD

-20 - BRICK 20mm RECESSED
- S - SIDING (HORIZONTAL)

ST - STONE VENEER

T - TRIM 200mm COVE SIDING

AF - ALUMINUM FASCIA

AC - ALUMINUM CLADDING

AB - 48" ALUMINUM BAND

AS - ASPHALT SHINGLES

F - FLASHING

V - ROOF VENT (MAXIMUM)

P - PARGING

PC - PARGING

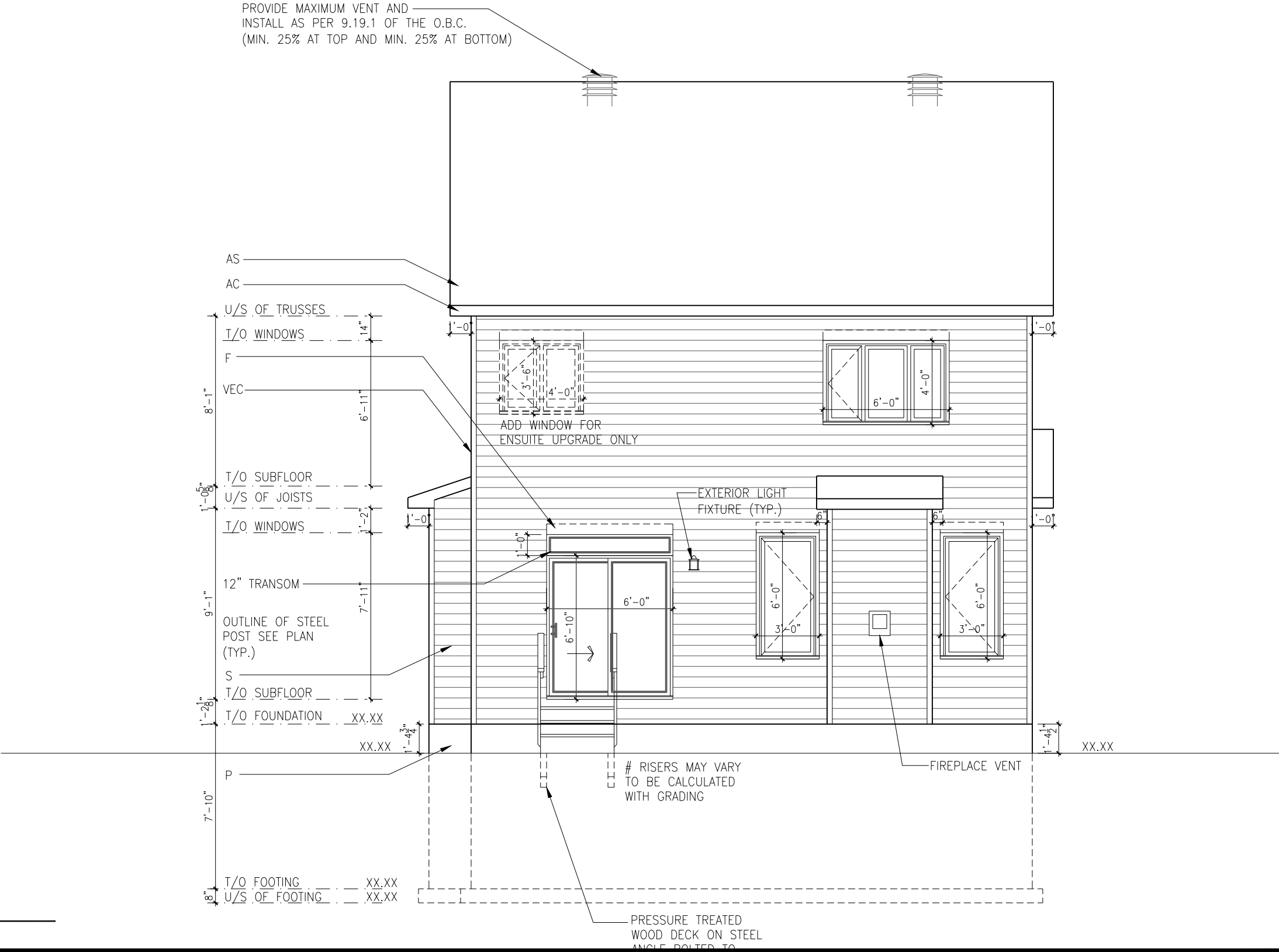
PCH10 - PRECAST HEADER 10"
- PCH8 - PRECAST HEADER 8"

PCS - PRECAST SILL

PCB - PRECAST BAND

VS - VINYL SHAKES

VEC - SIDING (VERTICAL CORNER)



2012 O.B.C. DRAWINGS

DRAWING: REAR ELEVATION

ADDRESS: XX | SCALE: 3/16" = 1'-0" | DATE: XX/XX/XXXX

830 - THE BUTLER
2022 FOOTPRINT
(STANDARD DRAWINGS)

SHEET: A4a

FOOTING SCHEDULE					
ALLOWABLE SOIL BEARING CAPACITY / BEARING RESISTANCE AT SLS FOR «SITE CLASS:D»					
WALL FOOTINGS	100KPa	85KPa	75KPa	60KPa	40KPa
WF1	30"x8" DP. 2-15M(B) LONG.	36"x8" DP. 15M(B)x32"Lg @ 20" o/c 3-15M(B) LONG.	40"x8" DP. 15M(B)x36"Lg @ 20" o/c 3-15M(B) LONG.	48"x8" DP. 15M(B)x42"Lg @ 16" o/c 3-15M(B) LONG.	72"x10" DP. 15M(B)x66"Lg @ 16" o/c 5-15M(B) LONG.
WF2	28"x8" DP. 2-15M(B) LONG.	34"x8" DP. 2-15M(B) LONG.	38"x8" DP. 15M(B)x34"Lg @ 20" o/c 3-15M(B) LONG.	46"x8" DP. 15M(B)x42"Lg @ 16" o/c 3-15M(B) LONG.	70"x10" DP. 15M(B)x64"Lg @ 16" o/c 5-15M(B) LONG.
WF3	26"x8" DP. 2-15M(B) LONG.	30"x8" DP. 2-15M(B) LONG.	34"x8" DP. 2-15M(B) LONG.	42"x8" DP. 15M(B)x38"Lg @ 20" o/c 3-15M(B) LONG.	64"x10" DP. 15M(B)x58"Lg @ 16" o/c 5-15M(B) LONG.
WF4	24"x8" DP. 2-15M(B) LONG.	28"x8" DP. 2-15M(B) LONG.	32"x8" DP. 2-15M(B) LONG.	38"x8" DP. 15M(B)x34"Lg @ 20" o/c 3-15M(B) LONG.	58"x10" DP. 15M(B)x52"Lg @ 16" o/c 4-15M(B) LONG.
WF5	24"x8" DP. 2-15M(B) LONG.	24"x8" DP. 2-15M(B) LONG.	26"x8" DP. 2-15M(B) LONG.	34"x8" DP. 2-15M(B) LONG.	52"x10" DP. 15M(B)x48"Lg @ 16" o/c 4-15M(B) LONG.
WF6	24"x8" DP. 2-15M(B) LONG.	24"x8" DP. 2-15M(B) LONG.	24"x8" DP. 2-15M(B) LONG.	30"x8" DP. 2-15M(B) LONG.	46"x10" DP. 15M(B)x42"Lg @ 16" o/c 3-15M(B) LONG.
WF7	20"x8" DP. 2-15M(B) LONG.	20"x8" DP. 2-15M(B) LONG.	20"x8" DP. 2-15M(B) LONG.	24"x8" DP. 2-15M(B) LONG.	36"x10" DP. 15M(B)x32"Lg @ 16" o/c 3-15M(B) LONG.

PAD FOOTING SCHEDULE					
ALLOWABLE SOIL BEARING CAPACITY / BEARING RESISTANCE AT SLS FOR «SITE CLASS:D»					
WALL FOOTINGS	100KPa	85KPa	75KPa	60KPa	40KPa
F1	40"x40"x10" DP.3-15M (B)x34" LG.EW.	44"x44"x10" DP. 3-15M (B)x38" LG.EW	48"x48"x10" DP. 4-15M (B)x42" LG.EW	52"x52"x10" DP. 4-15M (B)x46" LG.EW	64"x64"x12" DP. 5-15M (B)x58" LG.EW
F2	24"x24"x10" DP.	24"x24"x10" DP.	24"x24"x10" DP.	28"x28"x12" DP.	34"x34"x12" w/ 3-15M 28" LG. e/w
F3	36"x60"x10" DP.3-15M (B) LONG. AND 5-15M (B) TRANS.	40"x60"x10" DP.3-15M (B) LONG. AND 5-15M (B) TRANS.	44"x66"x10" DP.4-15M (B) LONG. AND 5-15M (B) TRANS.	48"x72"x10" DP.4-15M (B) LONG. AND 6-15M (B) TRANS.	60"x84"x12" DP. 5-15M(B) LONG and 7-15M(B) TRANS.

NOTES:

- ALL CONCRETE TO HAVE A MINIMUM COMPRESSIVE STRENGTH OF 3000 P.S.I. (21MPa) AT 28 DAYS;
- ALL GARAGE FLOOR SLAB TO BE 4" THICK AND 4650 P.S.I. C/W 5 TO 8% AIR ENTRAINED & TO BE SLOPED TOWARDS THE EXTERIOR (MIN 2% SLOPE);
- CONCRETE FOOTINGS MUST BE PLACED ON UNDISTURBED OR COMPACTED SOIL TO AN ELEVATION BELOW FROST PENETRATION;
- FOUNDATION WALL SHALL NOT BE BACKFILLED UNTIL CONCRETE HAS REACHED ITS SPECIFIED 28 DAYS STRENGTH AND STRUCTURAL FLOOR FRAMING (INCLUDING PLYWOOD SUB FLOOR) REQUIRED TO STABILIZE THE WALLS ARE COMPLETED AND FULLY NAILED AND ANCHORED;
- FOOTINGS DIMENSIONS ARE BASED ON THE SOIL BEARING CAPACITY PROVIDED BY THE GEO-TECHNICAL ENGINEER.

BASEMENT NOTE:

– IF A BEDROOM IS ADDED IN THE BASEMENT, THE ROOM MUST CONFORM WITH 9.7.1.3.:

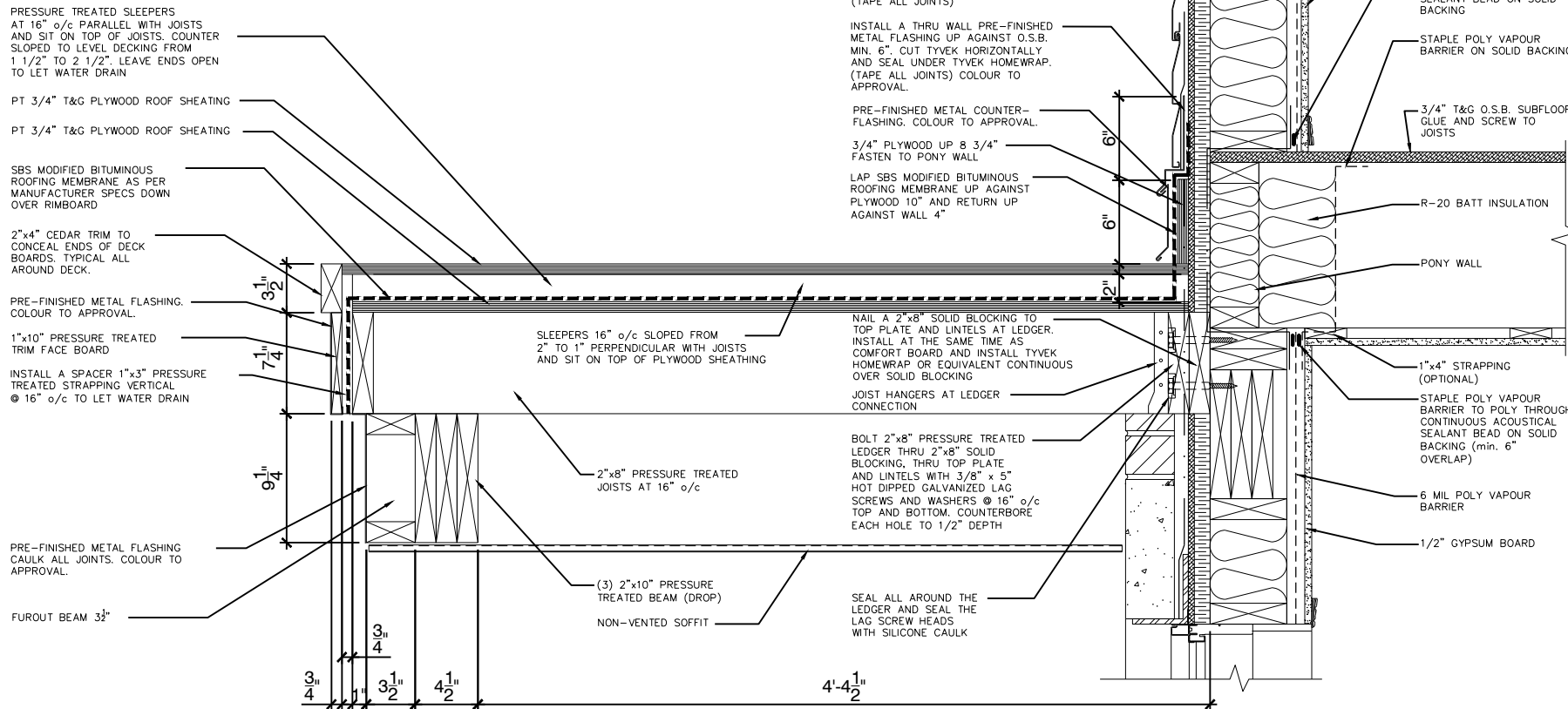
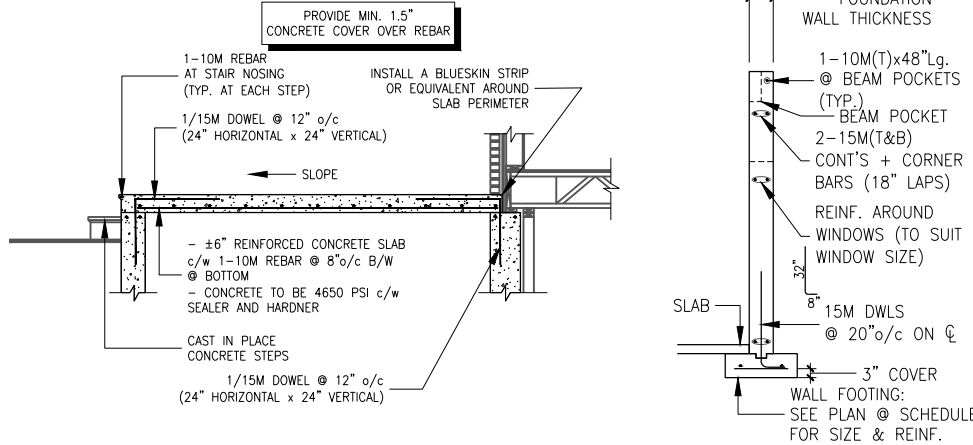
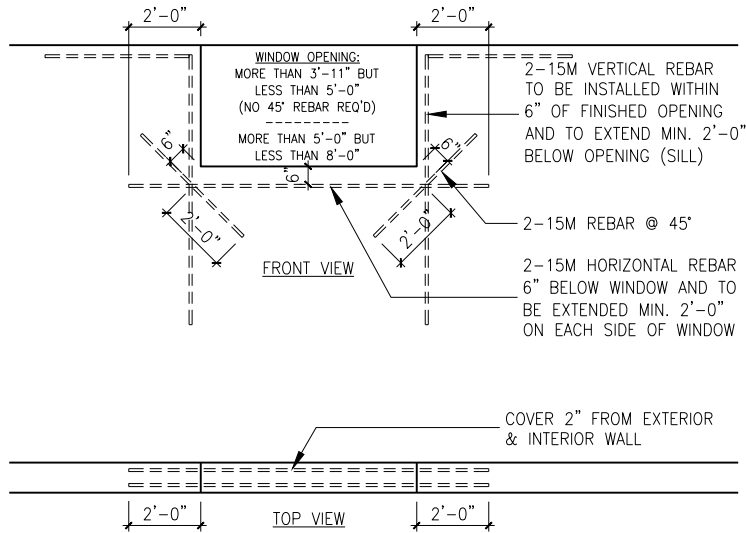
1) EXCEPT WHERE A DOOR ON THE SAME FLOOR LEVEL AS THE BEDROOM PROVIDES DIRECT ACCESS TO THE EXTERIOR, EVERY FLOOR LEVEL CONTAINING A BEDROOM IN A SUITE SHALL BE PROVIDED WITH AT LEAST 1 OUTSIDE WINDOW THAT:

A) IS OPENABLE FROM THE INSIDE WITHOUT THE USE OF TOOLS; AND

B) PROVIDES AN INDIVIDUAL, UNOBSTRUCTED OPEN PORTION HAVING A MINIMUM AREA OF 0,38m² (3,8 SF. WITH NO DIMENSIONS LESS THAN 380mm (15IN))

FOOTING TABLE

SCALE: $3/16" = 1'-0"$



FLAT ROOF DETAIL FOR ELEVATION 'B'

SCALE: $3/4" = 1'-0"$

LOT: _____ **XXXX**
DATE: _____ **XX/XX/XXXX**



A - ALL CONTRACTORS SHALL PERFORM THEIR WORK WHETHER DESCRIBED OR NOT, ACCORDING TO THE APPLICABLE BUILDING CODE REQUIREMENTS AND MUNICIPAL REGULATIONS.

B - THE GENERAL CONTRACTOR SHALL CHECK AND VERIFY ALL DIMENSIONS AND REPORT ERRORS AND OMISSIONS TO VALECARTS'S ARCHITECTURAL FIRM, L.P.

C - NO DIMENSION SHALL BE SCALED ON DRAWINGS.

D - THE GENERAL CONTRACTOR OR SUB-CONTRACTORS WILL BE HELD RESPONSIBLE FOR ALL WORK DONE ON THE CONSTRUCTION SITE.

E - THIS DRAWING IS TO BE USED IN CONJUNCTION WITH SCHEDULE B-1A AND ANY 680'S AND MAY SHOW ONLY SOME OF THE CHANGES DETAILED ON THAT DOCUMENT. THE DRAWINGS SHALL SHOW ALL ITEMS CONTAINED ON A SCHEDULE OR MISS OTHER ITEMS ALTOGETHER, THE SCHEDULE IS CONSIDERED THE GOVERNING DOCUMENT.

I, DANIEL GUERIN, ARCHITECTURAL MANAGER FOR VALECRAFT HOMES LTD., HAVE REVIEWED THE FOLLOWING DOCUMENTS AND TAKE RESPONSIBILITY FOR THE DESIGN ACTIVITIES.

- PERSONAL BCIN #19896
- TARIION REGISTRATION NUMBER #611

** SEE SIGNED SCHEDULE 1: DESIGNER INFORMATION FORM **

REV-2	NEW STAIRS	04/20/2021	DOYON
REV-1	NEW STANDARD DRWG MODIFICATION	05/02/2019	VH
NO.	DESCRIPTION	DATE	BY

EXTERIOR FINISH LEGEND:

- | | | | |
|-----|---------------------------------|------|--------------------------|
| B | - BRICK (MAIN) | S | - SIDING (HORIZONTAL) |
| B1 | - BRICK SOLDIER COURSE (ACCENT) | ST | - STONE VENEER |
| B2 | - BRICK SOLDIER COURSE (ACCENT) | T | - TRIM 200mm COVE SIDING |
| | + 20mm PROUD | AF | - ALUMINUM FASCIA |
| B3 | - BRICK SLEEPER COURSE | AC | - ALUMINUM CLADDING |
| B4 | - STACK BOND (ACCENT) | AB | - 48" ALUMINUM BAND |
| B5 | - BRICK SILL (ACCENT) | AS | - ASPHALT SHINGLES |
| B6 | - BRICK ROW LOCK (ACCENT) | F | - FLASHING |
| B7 | - BRICK CORRELLING | V | - ROOF VENT (MAXIMUM) |
| B8 | - BRICK COINING 20mm PROUD | P | - PARGING |
| +20 | - BRICK 20mm PROUD | PC | - PARGING |
| -20 | - BRICK 20mm RECESSED | PC10 | - PRECAST HEADER 10" |

PCH8 - PRECAST HEADER 8"
PCS - PRECAST SILL
PCB - PRECAST BAND
VS - VINYL SHAKES
VEC - SIDING (VERTICAL CORNER)

2012 O.B.C. DRAWINGS

DRAWING: **FOOTING PLAN**

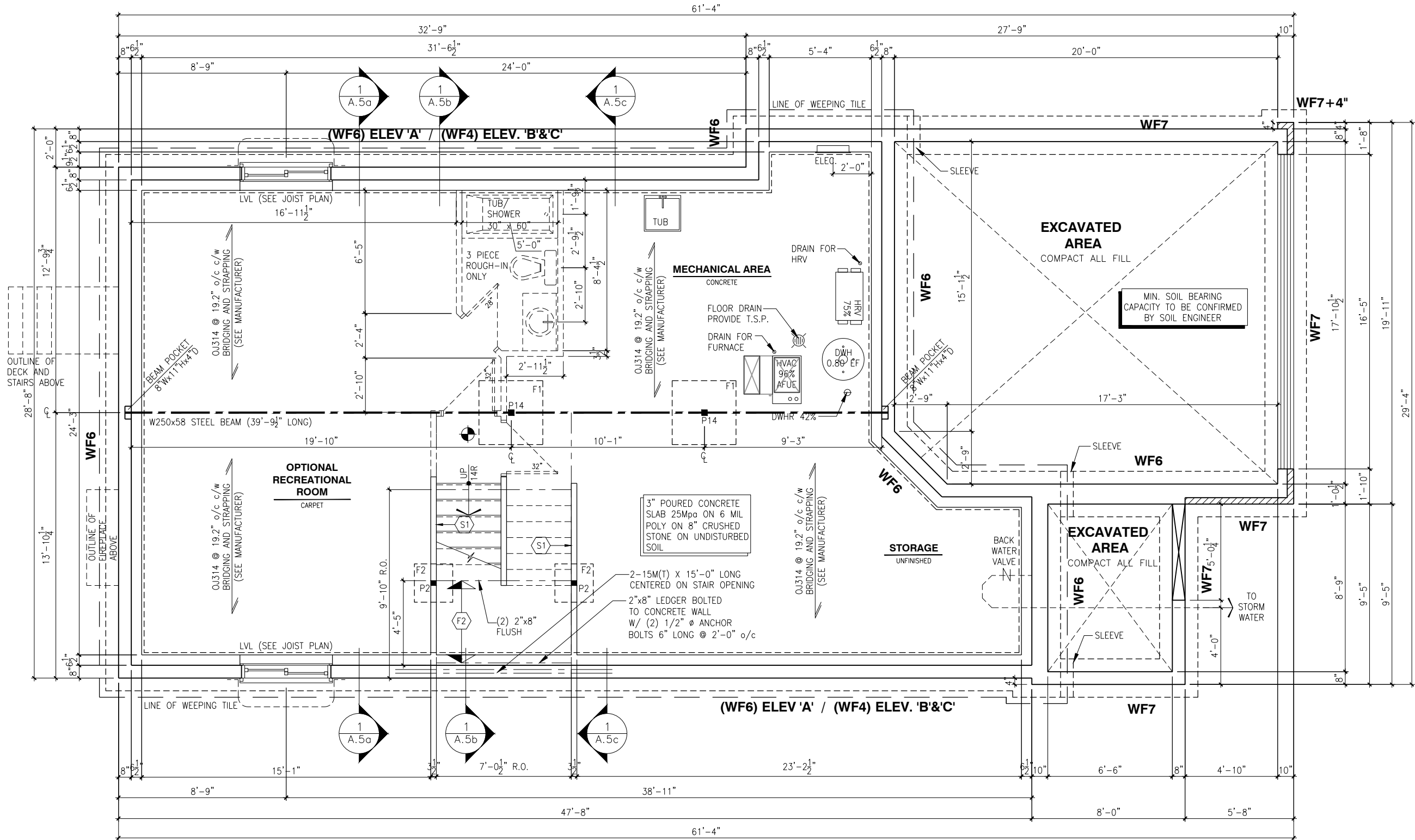
ADDRESS:	SCALE:	DATE:
XX	3/16" = 1'-0"	XX/XX/XX

830 - THE BUTLER

2022 FOOTPRINT

SHEET:

A5a



BASEMENT PLAN

SCALE: 3/16" = 1'-0"

LOT: XXXX
DATE: XX/XX/XXXX



A - ALL CONTRACTORS SHALL PERFORM THEIR WORK WHETHER DESCRIBED OR NOT, ACCORDING TO THE APPLICABLE BUILDING CODE REQUIREMENTS AND MUNICIPAL REGULATIONS.
B - THE GENERAL CONTRACTOR SHALL CHECK AND VERIFY ALL DIMENSIONS AND REPORT ERRORS AND OMISSIONS TO VALECRAFT'S ARCHITECTURAL DEPARTMENT.
C - NO DIMENSION SHOULD BE SCALED ON DRAWINGS.
D - THE GENERAL CONTRACTOR OR SUB-CONTRACTORS WILL BE HELD RESPONSIBLE FOR ALL WORK DONE ON THE CONSTRUCTION SITE.
E - THIS DRAWING IS TO BE USED IN CONJUNCTION WITH SCHEDULE B-1A AND ANY 680'S AND MAY SHOW ONLY SOME OF THE CHANGES DETAILED ON THAT DOCUMENT. SHOULD THE DRAWINGS NOT SHOW ALL ITEMS CONTAINED ON A SCHEDULE OR MISS OTHER ITEMS ALTOGETHER, THE SCHEDULE IS CONSIDERED THE GOVERNING DOCUMENT.

I. DANIEL GUERIN, ARCHITECTURAL MANAGER FOR VALECRAFT HOMES LTD., HAVE REVIEWED THE FOLLOWING DOCUMENTS AND TAKE RESPONSIBILITY FOR THE DESIGN ACTIVITIES.			
- PERSONAL BCIN #19896			
- TARIION REGISTRATION NUMBER #611			
** SEE SIGNED SCHEDULE 1: DESIGNER INFORMATION FORM **			
REV-2	NEW STAIRS	04/20/2021	DOYON
REV-1	NEW STANDARD DRWG MODIFICATION	05/02/2019	VH
NO.	DESCRIPTION	DATE	BY

EXTERIOR FINISH LEGEND:

- B - BRICK (MAIN)
- B1 - BRICK SOLDIER COURSE (ACCENT)
- B2 - BRICK SOLDIER COURSE (ACCENT)
- B3 - BRICK SLEEPER COURSE
- B4 - STACK BOND (ACCENT)
- B5 - BRICK SILL (ACCENT)
- B6 - BRICK ROW LOCK (ACCENT)
- B7 - BRICK CORBELLING
- B8 - BRICK COINING 20mm PROUD
- +20 - BRICK 20mm PROUD
- 20 - BRICK 20mm RECESSED
- S - SIDING (HORIZONTAL)
- ST - STONE VENEER
- T - TRIM 200mm COVE SIDING
- AF - ALUMINUM FASCIA
- AC - ALUMINUM CLADDING
- AB - 48" ALUMINUM BAND
- AS - ASPHALT SHINGLES
- F - FLASHING
- V - ROOF VENT (MAXIMUM)
- P - PARGING
- PC - PARGING
- PC10 - PRECAST HEADER 10"
- PC8 - PRECAST HEADER 8"
- PCS - PRECAST SILL
- PCB - PRECAST BAND
- VS - VINYL SHAKES
- VEC - SIDING (VERTICAL CORNER)

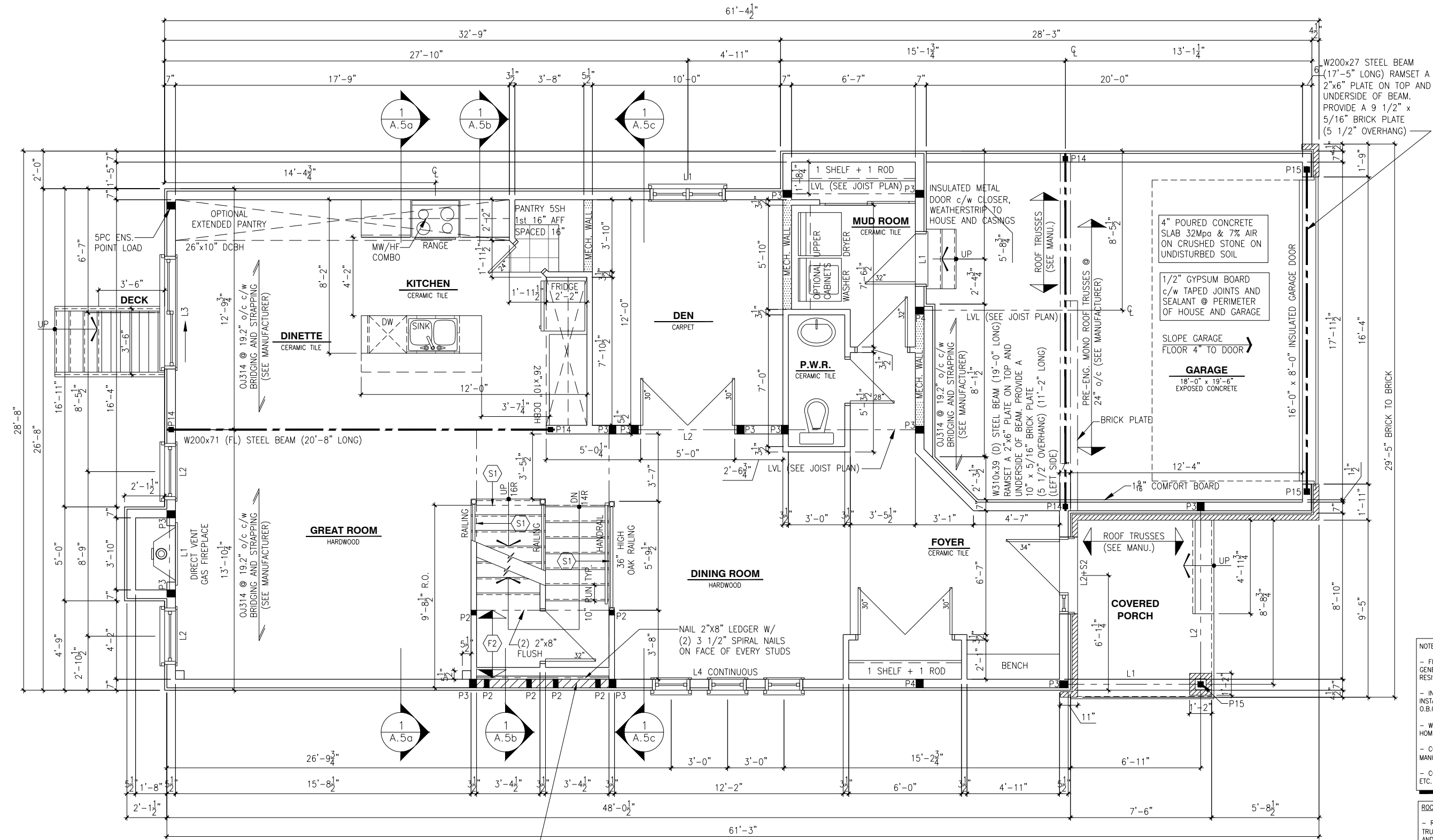
2012 O.B.C. DRAWINGS

DRAWING: **BASEMENT PLAN**

ADDRESS: XX | SCALE: 3/16" = 1'-0" | DATE: XX/XX/XXXX

830 - THE BUTLER
2022 FOOTPRINT
(STANDARD DRAWINGS)

A.6a



GROUND FLOOR PLAN - ELEVATION A

SCALE: 3/16" = 1'-0"

FULL HEIGHT STUD WALL 2"x6" @ 12" o/c CONTINUOUS FROM T/O FOUNDATION TO U/S OF TRUSSES C/W BLOCKING @ 4'-0" o/c AS SHOWN IN HATCH LINES

- NOTES:
- FINISH FLOORING IN BATHROOMS, KITCHEN, LAUNDRY ROOM, GENERAL STORAGE AREAS AND ENTRANCES SHALL BE WATER RESISTANT;
 - INSTALL STUD REINFORCEMENT TO PERMIT THE FUTURE INSTALLATION OF GRAB BAR IN MAIN BATHROOM AS PER 9.5.2.3. OF O.B.C. 2012;
 - WINDOW SIZE AND R/O ARE TO BE VALIDATED WITH VALECRAFT HOMES LTD AND THE MANUFACTURER;
 - COORD. FLOOR JOIST, LINTEL, ROOF TRUSS AND POSTS WITH MANUFACTURER SPEC'S AND P.ENG. IN OTHER CASE;
 - COORD. LOCATION OF ALL VENTING UNITS, EXTERIOR LIGHTING, ETC. WITH VALECRAFT HOMES LTD AND MANUFACTURERS.

- ROOF AND FLOOR LAYOUT NOTES:
- ROOF AND FLOOR LAYOUT IS A SCHEMATIC LAYOUT TO ASSIST THE TRUSS MANUFACTURER. PROVIDE THE TRUSS MANUFACTURER'S ROOF AND FLOOR LAYOUT FOR BUILDING PERMIT APPLICATION AND FOR THE ON-SITE FRAMING. THE DRAFTING SERVICE OFFICE NEEDS TO BE AWARE OF ANY ALTERNATIVES OR CHANGES REGARDING THE ROOF AND FLOOR'S SCHEMATIC LAYOUT BEFORE THE CONSTRUCTION BEGINS, PROVIDE SUPPORT UNDER GIRDER TRUSS & SOLID BLOCKING DOWN TO FOUNDATION.

LOT: XXXX
DATE: XX/XX/XXXX



A - ALL CONTRACTORS SHALL PERFORM THEIR WORK WHETHER DESCRIBED OR NOT, ACCORDING TO THE APPLICABLE BUILDING CODE REQUIREMENTS AND MUNICIPAL REGULATIONS.
B - THE GENERAL CONTRACTOR SHALL CHECK AND VERIFY ALL DIMENSIONS AND REPORT ERRORS AND OMISSIONS TO VALECRAFT'S ARCHITECTURAL DEPARTMENT.
C - NO DIMENSION SHOULD BE SCALED ON DRAWINGS.
D - THE GENERAL CONTRACTOR OR SUB-CONTRACTORS WILL BE HELD RESPONSIBLE FOR ALL WORK DONE ON THE CONSTRUCTION SITE.
E - THIS DRAWING IS TO BE USED IN CONJUNCTION WITH SCHEDULE B-1A AND ANY 680'S AND MAY SHOW ONLY SOME OF THE CHANGES DETAILED ON THAT DOCUMENT. SHOULD THE DRAWINGS NOT SHOW ALL ITEMS CONTAINED ON A SCHEDULE OR MISS OTHER ITEMS ALTOGETHER, THE SCHEDULE IS CONSIDERED THE GOVERNING DOCUMENT.

I, DANIEL GUERIN, ARCHITECTURAL MANAGER FOR VALECRAFT HOMES LTD., HAVE REVIEWED THE FOLLOWING DOCUMENTS AND TAKE RESPONSIBILITY FOR THE DESIGN ACTIVITIES.

- PERSONAL BCIN #19896
- TARIION REGISTRATION NUMBER #611

** SEE SIGNED SCHEDULE 1: DESIGNER INFORMATION FORM **

REV. NO.	DESCRIPTION	DATE	BY
REV-2	NEW STAIRS	04/20/2021	DOYON
REV-1	NEW STANDARD DRWG MODIFICATION	05/02/2019	VH

EXTERIOR FINISH LEGEND:

- B - BRICK (MAIN)
- B1 - BRICK SOLDIER COURSE (ACCENT)
- B2 - BRICK SOLDIER COURSE (ACCENT) + 20mm PROUD
- B3 - BRICK SLEEPER COURSE
- B4 - STACK BOND (ACCENT)
- B5 - BRICK SILL (ACCENT)
- B6 - BRICK ROW LOCK (ACCENT)
- B7 - BRICK CORBELLING
- B8 - BRICK COINING 20mm PROUD
- +20 - BRICK 20mm PROUD
- 20 - BRICK 20mm RECESSED

- S - SIDING (HORIZONTAL)
- ST - STONE VENEER
- T - TRIM 200mm COVE SIDING
- AF - ALUMINUM FASCIA
- AC - ALUMINUM CLADDING
- AB - 48" ALUMINUM BAND
- AS - ASPHALT SHINGLES
- F - FLASHING
- V - ROOF VENT (MAXIMUM)
- P - PARGING
- PC - PARGING
- PCH10 - PRECAST HEADER 10"

- PCH8 - PRECAST HEADER 8"
- PCS - PRECAST SILL
- PCB - PRECAST BAND
- VS - VINYL SHAKES
- VEC - SIDING (VERTICAL CORNER)

2012 O.B.C. DRAWINGS

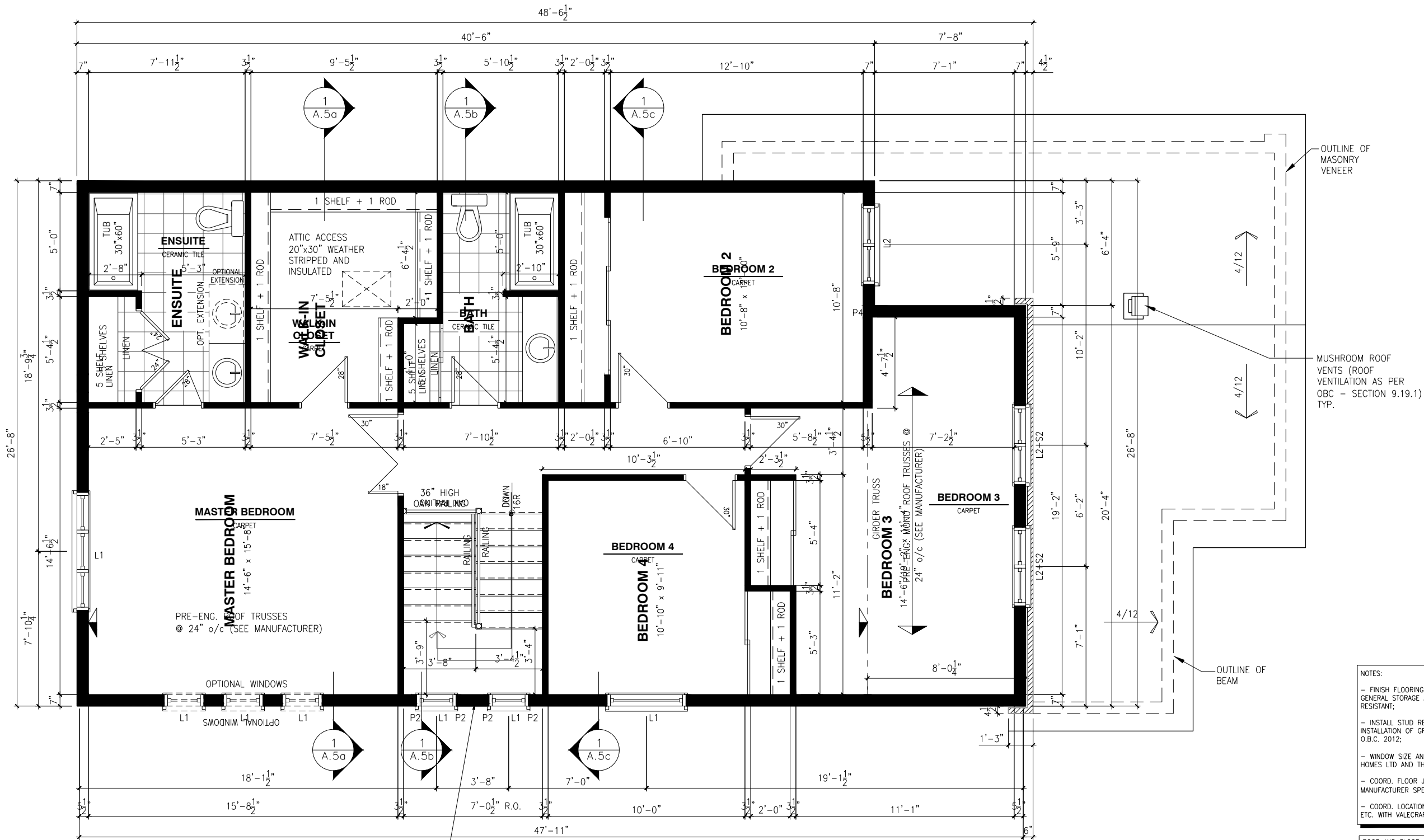
DRAWING: GROUND FLOOR PLAN
ELEVATION A

ADDRESS: xx SCALE: 3/16" = 1'-0" DATE: xx/xx/xxxx

830 - THE BUTLER
2022 FOOTPRINT

(STANDARD DRAWINGS)

SHEET:
A7a



- NOTES:
- FINISH FLOORING IN BATHROOMS, KITCHEN, LAUNDRY ROOM, GENERAL STORAGE AREAS AND ENTRANCES SHALL BE WATER RESISTANT;
 - INSTALL STUD REINFORCEMENT TO PERMIT THE FUTURE INSTALLATION OF GRAB BAR IN MAIN BATHROOM AS PER 9.5.2.3. OF O.B.C. 2012;
 - WINDOW SIZE AND R/O ARE TO BE VALIDATED WITH VALECRAFT HOMES LTD AND THE MANUFACTURER;
 - COORD. FLOOR JOIST, LINTEL, ROOF TRUSS AND POSTS WITH MANUFACTURER SPEC'S AND P.ENG. IN OTHER CASE;
 - COORD. LOCATION OF ALL VENTING UNITS, EXTERIOR LIGHTING, ETC. WITH VALECRAFT HOMES LTD AND MANUFACTURERS.

ROOF AND FLOOR LAYOUT NOTES:

- ROOF AND FLOOR LAYOUT IS A SCHEMATIC LAYOUT TO ASSIST THE TRUSS MANUFACTURER. PROVIDE THE TRUSS MANUFACTURER'S ROOF AND FLOOR LAYOUT FOR BUILDING PERMIT APPLICATION AND FOR THE ON-SITE FRAMING. THE DRAFTING SERVICE OFFICE NEEDS TO BE AWARE OF ANY ALTERNATIVES OR CHANGES REGARDING THE ROOF AND FLOOR'S SCHEMATIC LAYOUT BEFORE THE CONSTRUCTION BEGINS. PROVIDE SUPPORT UNDER GIRDER TRUSS & SOLID BLOCKING DOWN TO FOUNDATION.

SECOND FLOOR PLAN

SCALE: 3/16" = 1'-0"

LOT: XXXX
DATE: XX/XX/XXXX



A - ALL CONTRACTORS SHALL PERFORM THEIR WORK WHETHER DESCRIBED OR NOT, ACCORDING TO THE APPLICABLE BUILDING CODE REQUIREMENTS AND MUNICIPAL REGULATIONS.
B - THE GENERAL CONTRACTOR SHALL CHECK AND VERIFY ALL DIMENSIONS AND REPORT ERRORS AND OMISSIONS TO VALECRAFT'S ARCHITECTURAL DEPARTMENT.
C - NO DIMENSION SHOULD BE SCALED ON DRAWINGS.
D - THE GENERAL CONTRACTOR OR SUB-CONTRACTORS WILL BE HELD RESPONSIBLE FOR ALL WORK DONE ON THE CONSTRUCTION SITE.
E - THIS DRAWING IS TO BE USED IN CONJUNCTION WITH SCHEDULE B-1A AND ANY 680'S AND MAY SHOW ONLY SOME OF THE CHANGES DETAILED ON THAT DOCUMENT. SHOULD THE DRAWINGS NOT SHOW ALL ITEMS CONTAINED ON A SCHEDULE OR MISS OTHER ITEMS ALTOGETHER, THE SCHEDULE IS CONSIDERED THE GOVERNING DOCUMENT.

I, DANIEL GUERIN, ARCHITECTURAL MANAGER FOR VALECRAFT HOMES LTD., HAVE REVIEWED THE FOLLOWING DOCUMENTS AND TAKE RESPONSIBILITY FOR THE DESIGN ACTIVITIES.

- PERSONAL BCIN #19896
- TARIION REGISTRATION NUMBER #611

** SEE SIGNED SCHEDULE 1: DESIGNER INFORMATION FORM **

REV-2	NEW STAIRS	04/20/2021	DOYON
REV-1	NEW STANDARD DRWG MODIFICATION	05/02/2019	VH
NO.	DESCRIPTION	DATE	BY

EXTERIOR FINISH LEGEND:

- B - BRICK (MAIN)
- B1 - BRICK SOLDIER COURSE (ACCENT)
- B2 - BRICK SOLDIER COURSE (ACCENT)
- + 20mm PROUD
- B3 - BRICK SLEEPER COURSE
- B4 - STACK BOND (ACCENT)
- B5 - BRICK SILL (ACCENT)
- B6 - BRICK ROW LOCK (ACCENT)
- B7 - BRICK CORBELLING
- B8 - BRICK COINING 20mm PROUD
- +20 - BRICK 20mm PROUD
- 20 - BRICK 20mm RECESSED
- S - SIDING (HORIZONTAL)
- ST - STONE VENEER
- T - TRIM 200mm COVE SIDING
- AF - ALUMINUM FASCIA
- AC - ALUMINUM CLADDING
- AB - 48" ALUMINUM BAND
- AS - ASPHALT SHINGLES
- F - FLASHING
- V - ROOF VENT (MAXIMUM)
- P - PARGING
- PC - PARGING
- PCH10 - PRECAST HEADER 10"

- PCH8 - PRECAST HEADER 8"
- PCS - PRECAST SILL
- PCB - PRECAST BAND
- VS - VINYL SHAKES
- VEC - SIDING (VERTICAL CORNER)

2012 O.B.C. DRAWINGS

DRAWING:

SECOND FLOOR PLAN

ADDRESS: xx

SCALE: 3/16" = 1'-0"

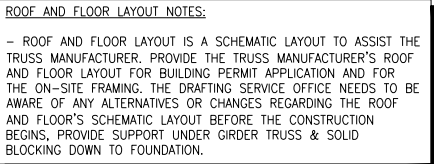
DATE: xx/xx/xxxx

830 - THE BUTLER
2022 FOOTPRINT

(STANDARD DRAWINGS)

SHEET:

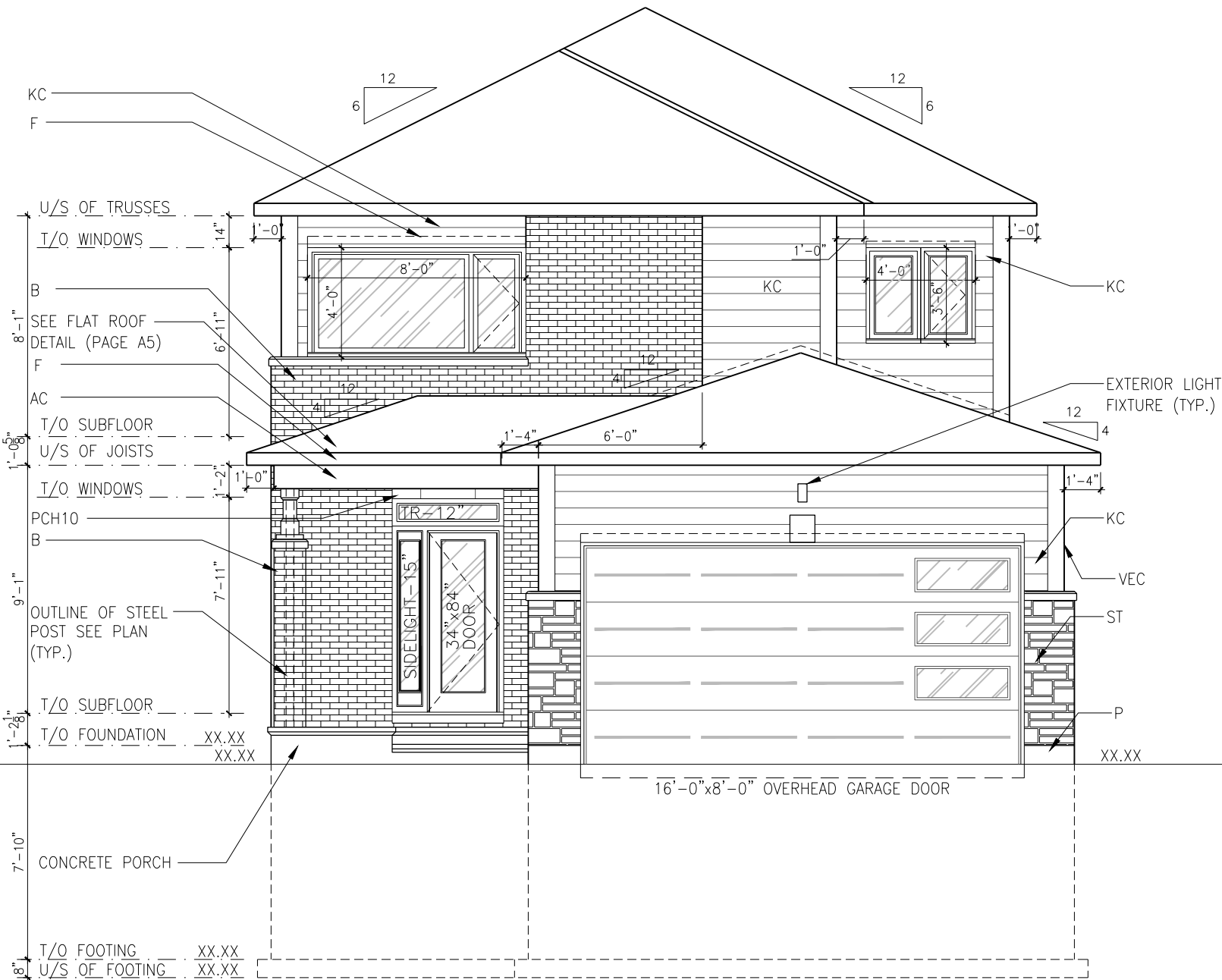
A8a



A8a

EXTERIOR FINISH LEGEND:

- B - BRICK (MAIN)
B1 - BRICK SOLDIER COURSE (ACCENT)
B2 - BRICK SOLDIER COURSE (ACCENT)
+ 20mm PROUD
B3 - BRICK SLEEPER COURSE
B4 - STACK BOND (ACCENT)
B5 - BRICK SILL (ACCENT)
B6 - BRICK ROW LOCK (ACCENT)
B7 - BRICK CORBELLING
B8 - BRICK COINING 20mm PROUD
+20 - BRICK 20mm PROUD
-20 - BRICK 20mm RECESSED
S - SIDING (HORIZONTAL)
SV - SIDING (VERTICAL)
ST - STONE VENEER
T - TRIM 200mm COVE SIDING
AF - ALUMINUM FASCIA
AC - ALUMINUM CLADDING
AB - 48" ALUMINUM BAND
AS - ASPHALT SHINGLES
F - FLASHING
V - ROOF VENT (MAXIMUM)
P - PARGING
PC - PARGING
PCH10 - PRECAST HEADER 10"
PCH8 - PRECAST HEADER 8"
PCS - PRECAST SILL
PCB - PRECAST BAND
VS - VINYL SHAKES
VEC - SIDING (VERTICAL CORNER)
KC - KAYCAN WOOD SIDING - 7 1/4" LAP



FRONT ELEVATION - ELEV. 'B'

SCALE: 3/16" = 1'-0"

LOT: XXXX
DATE: XX/XX/XXXX



A - ALL CONTRACTORS SHALL PERFORM THEIR WORK WHETHER DESCRIBED OR NOT, ACCORDING TO THE APPLICABLE BUILDING CODE REQUIREMENTS AND MUNICIPAL REGULATIONS.
B - THE GENERAL CONTRACTOR SHALL CHECK AND VERIFY ALL DIMENSIONS AND REPORT ERRORS AND OMISSIONS TO VALECRAFT'S ARCHITECTURAL DEPARTMENT.
C - NO DIMENSION SHOULD BE SCALED ON DRAWINGS.
D - THE GENERAL CONTRACTOR OR SUB-CONTRACTORS WILL BE HELD RESPONSIBLE FOR ALL WORK DONE ON THE CONSTRUCTION SITE.
E - THIS DRAWING IS TO BE USED IN CONJUNCTION WITH SCHEDULE B-1A AND ANY 680'S AND MAY SHOW ONLY SOME OF THE CHANGES DETAILED ON THAT DOCUMENT. SHOULD THE DRAWINGS NOT SHOW ALL ITEMS CONTAINED ON A SCHEDULE OR MISS OTHER ITEMS ALTOGETHER, THE SCHEDULE IS CONSIDERED THE GOVERNING DOCUMENT.

I, DANIEL GUERIN, ARCHITECTURAL MANAGER FOR VALECRAFT HOMES LTD., HAVE REVIEWED THE FOLLOWING DOCUMENTS AND TAKE RESPONSIBILITY FOR THE DESIGN ACTIVITIES.

- PERSONAL BCIN #19896
- TARIION REGISTRATION NUMBER #611

** SEE SIGNED SCHEDULE 1: DESIGNER INFORMATION FORM **

REV-2	NEW STAIRS	04/20/2021	DOYON
REV-1	NEW STANDARD DRWG MODIFICATION	05/02/2019	VH
NO.	DESCRIPTION	DATE	BY

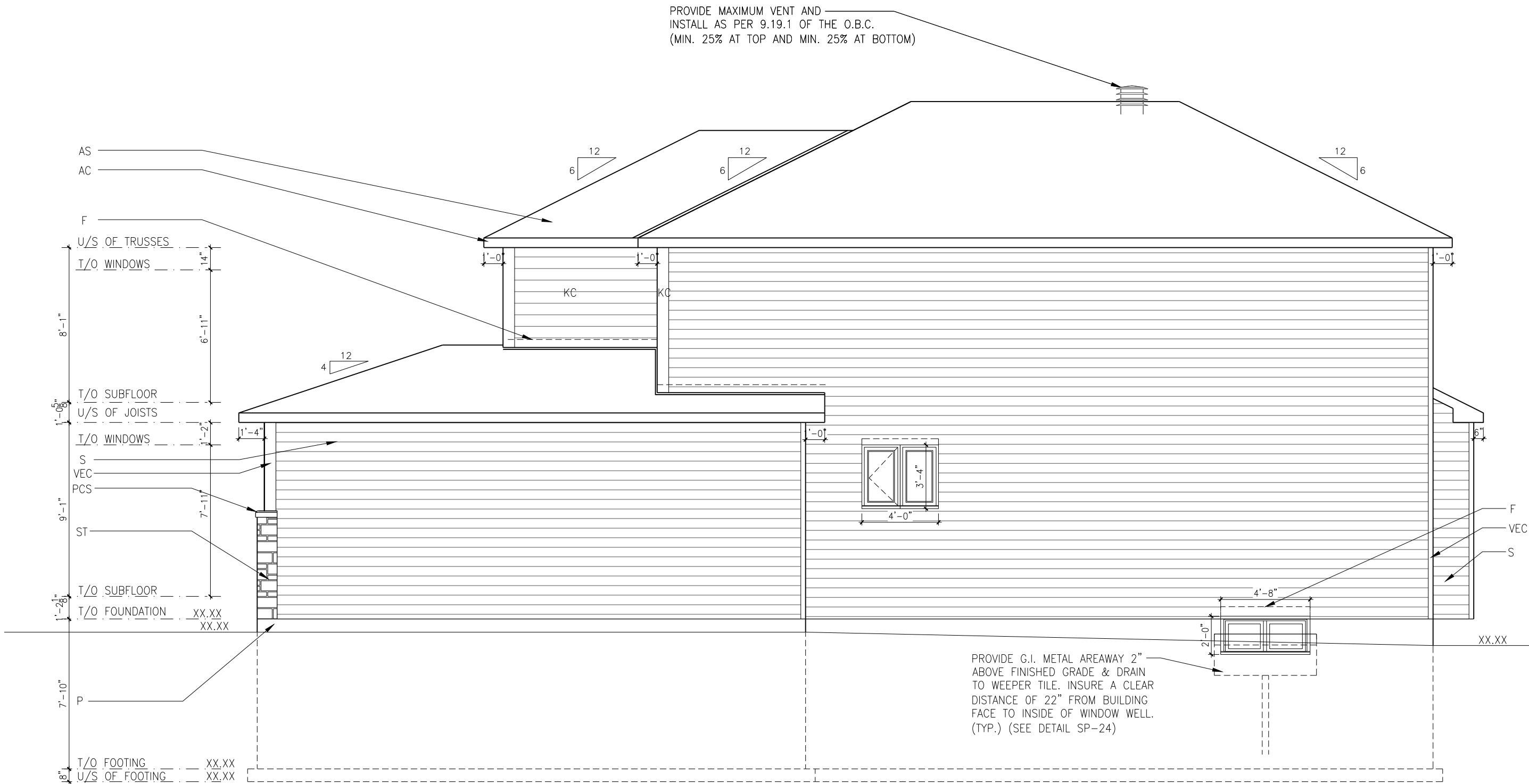
EXTERIOR FINISH LEGEND:

- B - BRICK (MAIN)
B1 - BRICK SOLDIER COURSE (ACCENT)
B2 - BRICK SOLDIER COURSE (ACCENT)
+ 20mm PROUD
B3 - BRICK SLEEPER COURSE
B4 - STACK BOND (ACCENT)
B5 - BRICK SILL (ACCENT)
B6 - BRICK ROW LOCK (ACCENT)
B7 - BRICK CORBELLING
B8 - BRICK COINING 20mm PROUD
+20 - BRICK 20mm PROUD
-20 - BRICK 20mm RECESSED
S - SIDING (HORIZONTAL)
ST - STONE VENEER
T - TRIM 200mm COVE SIDING
AF - ALUMINUM FASCIA
AC - ALUMINUM CLADDING
AB - 48" ALUMINUM BAND
AS - ASPHALT SHINGLES
F - FLASHING
V - ROOF VENT (MAXIMUM)
P - PARGING
PC - PARGING
PCH10 - PRECAST HEADER 10"

- PCH8 - PRECAST HEADER 8"
PCS - PRECAST SILL
PCB - PRECAST BAND
VS - VINYL SHAKES
VEC - SIDING (VERTICAL CORNER)

2012 O.B.C. DRAWINGS

DRAWING: FRONT ELEVATION B		
ADDRESS: XX	SCALE: 3/16" = 1'-0"	DATE: XX/XX/XXXX
830 - THE BUTLER 2022 FOOTPRINT (STANDARD DRAWINGS)		SHEET: A1b



RIGHT ELEVATION

SCALE: 3/16" = 1'-0"

LOT: XXXX
DATE: XX/XX/XXXX



A - ALL CONTRACTORS SHALL PERFORM THEIR WORK WHETHER DESCRIBED OR NOT, ACCORDING TO THE APPLICABLE BUILDING CODE REQUIREMENTS AND MUNICIPAL REGULATIONS.
B - THE GENERAL CONTRACTOR SHALL CHECK AND VERIFY ALL DIMENSIONS AND REPORT ERRORS AND OMISSIONS TO VALECRAFT'S ARCHITECTURAL DEPARTMENT.
C - NO DIMENSION SHOULD BE SCALED ON DRAWINGS.
D - THE GENERAL CONTRACTOR OR SUB-CONTRACTORS WILL BE HELD RESPONSIBLE FOR ALL WORK DONE ON THE CONSTRUCTION SITE.
E - THIS DRAWING IS TO BE USED IN CONJUNCTION WITH SCHEDULE B-1A AND ANY 680'S AND MAY SHOW ONLY SOME OF THE CHANGES DETAILED ON THAT DOCUMENT. SHOULD THE DRAWINGS NOT SHOW ALL ITEMS CONTAINED ON A SCHEDULE OR MISS OTHER ITEMS ALTOGETHER, THE SCHEDULE IS CONSIDERED THE GOVERNING DOCUMENT.

I, DANIEL GUERIN, ARCHITECTURAL MANAGER FOR VALECRAFT HOMES LTD., HAVE REVIEWED THE FOLLOWING DOCUMENTS AND TAKE RESPONSIBILITY FOR THE DESIGN ACTIVITIES.

- PERSONAL BCIN #19896
- TARIION REGISTRATION NUMBER #611

** SEE SIGNED SCHEDULE 1: DESIGNER INFORMATION FORM **

REV	DESCRIPTION	DATE	BY
REV-2	NEW STAIRS	04/20/2021	DOYON
REV-1	NEW STANDARD DRWG MODIFICATION	05/02/2019	VH
NO.	DESCRIPTION	DATE	BY

EXTERIOR FINISH LEGEND:

- B - BRICK (MAIN)
- B1 - BRICK SOLDIER COURSE (ACCENT)
- B2 - BRICK SOLDIER COURSE (ACCENT)
- B3 - BRICK SLEEPER COURSE
- B4 - STACK BOND (ACCENT)
- B5 - BRICK SILL (ACCENT)
- B6 - BRICK ROW LOCK (ACCENT)
- B7 - BRICK CORBELLING
- B8 - BRICK COINING 20mm PROUD
- +20 - BRICK 20mm PROUD
- 20 - BRICK 20mm RECESSED
- S - SIDING (HORIZONTAL)
- ST - STONE VENEER
- T - TRIM 200mm COVE SIDING
- AF - ALUMINUM FASCIA
- AC - ALUMINUM CLADDING
- AB - 48" ALUMINUM BAND
- AS - ASPHALT SHINGLES
- F - FLASHING
- V - ROOF VENT (MAXIMUM)
- P - PARGING
- PC - PARGING
- PCH10 - PRECAST HEADER 10"

- PCH8 - PRECAST HEADER 8"
- PCS - PRECAST SILL
- PCB - PRECAST BAND
- VS - VINYL SHAKES
- VEC - SIDING (VERTICAL CORNER)

2012 O.B.C. DRAWINGS

DRAWING: RIGHT ELEVATION

ADDRESS: XX SCALE: 3/16" = 1'-0" DATE: XX/XX/XXXX

830 - THE BUTLER
2022 FOOTPRINT

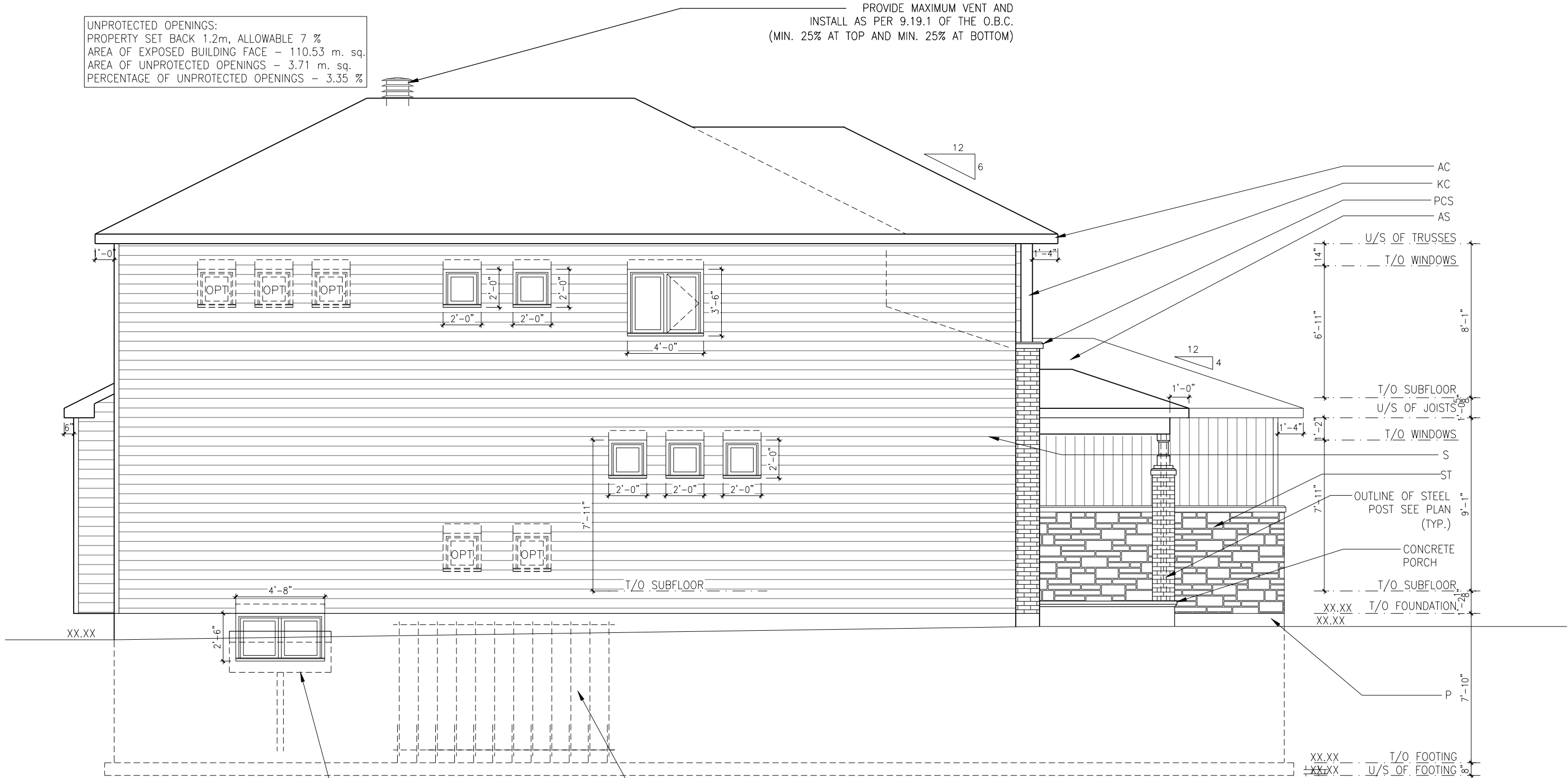
(STANDARD DRAWINGS)

SHEET:

A2b

UNPROTECTED OPENINGS:
PROPERTY SET BACK 1.2m, ALLOWABLE 7 %
AREA OF EXPOSED BUILDING FACE - 110.53 m. sq.
AREA OF UNPROTECTED OPENINGS - 3.71 m. sq.
PERCENTAGE OF UNPROTECTED OPENINGS - 3.35 %

PROVIDE MAXIMUM VENT AND
INSTALL AS PER 9.19.1 OF THE O.B.C.
(MIN. 25% AT TOP AND MIN. 25% AT BOTTOM)



LEFT ELEVATION

SCALE: 3/16" = 1'-0"

LOT: XXXX
DATE: XX/XX/XXXX



A - ALL CONTRACTORS SHALL PERFORM THEIR WORK WHETHER DESCRIBED OR NOT, ACCORDING TO THE APPLICABLE BUILDING CODE REQUIREMENTS AND MUNICIPAL REGULATIONS.
B - THE GENERAL CONTRACTOR SHALL CHECK AND VERIFY ALL DIMENSIONS AND REPORT ERRORS AND OMISSIONS TO VALECRAFT'S ARCHITECTURAL DEPARTMENT.
C - NO DIMENSION SHOULD BE SCALED ON DRAWINGS.
D - THE GENERAL CONTRACTOR OR SUB-CONTRACTORS WILL BE HELD RESPONSIBLE FOR ALL WORK DONE ON THE CONSTRUCTION SITE.
E - THIS DRAWING IS TO BE USED IN CONJUNCTION WITH SCHEDULE B-1A AND ANY 680'S AND MAY SHOW ONLY SOME OF THE CHANGES DETAILED ON THAT DOCUMENT. SHOULD THE DRAWINGS NOT SHOW ALL ITEMS CONTAINED ON A SCHEDULE OR MISS OTHER ITEMS ALTOGETHER, THE SCHEDULE IS CONSIDERED THE GOVERNING DOCUMENT.

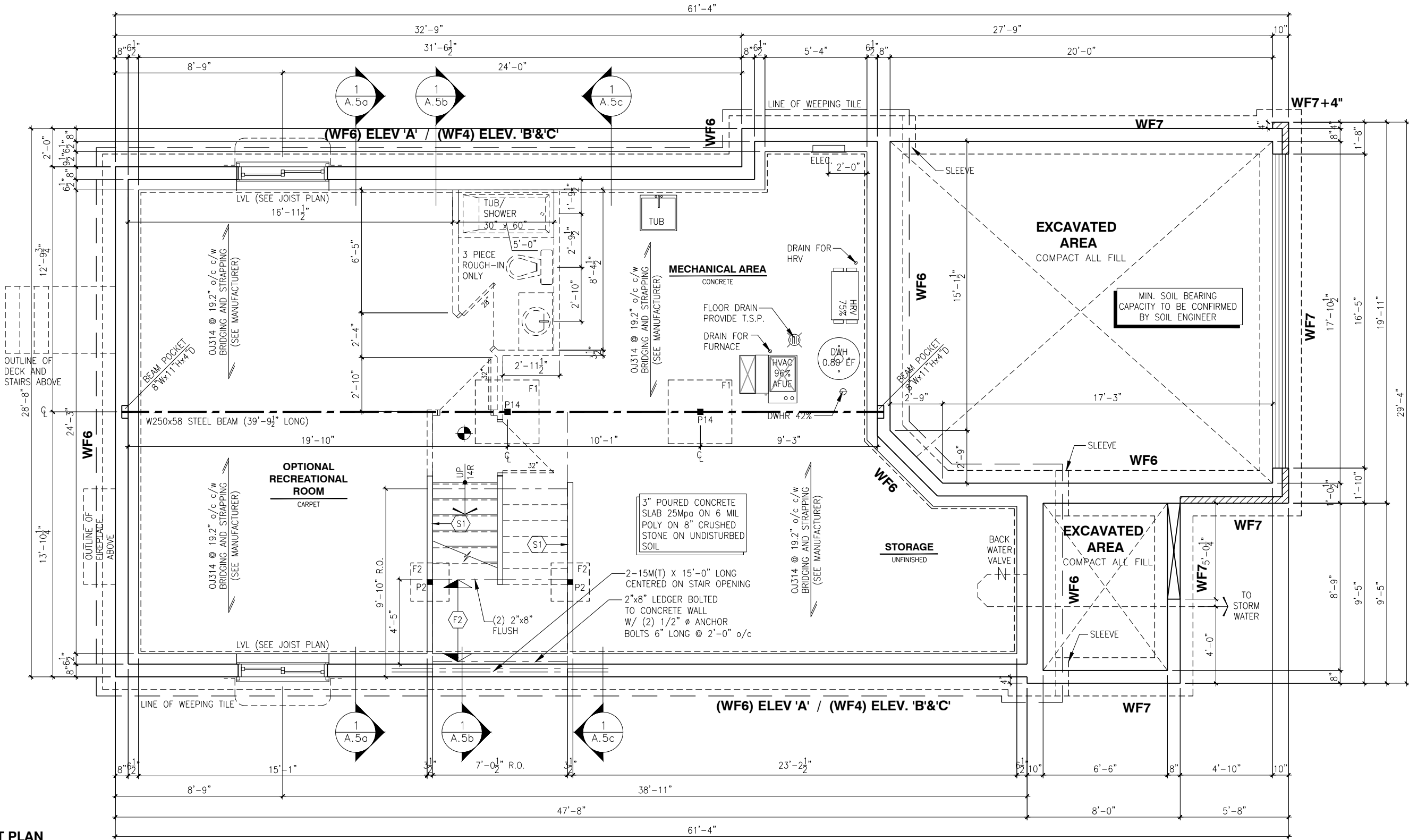
I, DANIEL GUERIN, ARCHITECTURAL MANAGER FOR VALECRAFT HOMES LTD., HAVE REVIEWED THE FOLLOWING DOCUMENTS AND TAKE RESPONSIBILITY FOR THE DESIGN ACTIVITIES.			
- PERSONAL BCIN #19896			
- TARIION REGISTRATION NUMBER #611			
** SEE SIGNED SCHEDULE 1: DESIGNER INFORMATION FORM **			
REV-2	NEW STAIRS	04/20/2021	DOYON
REV-1	NEW STANDARD DRWG MODIFICATION	05/02/2019	VH
NO.	DESCRIPTION	DATE	BY

EXTERIOR FINISH LEGEND:

B - BRICK (MAIN)
B1 - BRICK SOLDIER COURSE (ACCENT)
B2 - BRICK SOLDIER COURSE (ACCENT)
+ 20mm PROUD
B3 - BRICK SLEEPER COURSE
B4 - STACK BOND (ACCENT)
B5 - BRICK SILL (ACCENT)
B6 - BRICK ROW LOCK (ACCENT)
B7 - BRICK CORBELLING
B8 - BRICK COINING 20mm PROUD
+20 - BRICK 20mm PROUD
-20 - BRICK 20mm RECESSED
S - SIDING (HORIZONTAL)
ST - STONE VENEER
T - TRIM 200mm COVE SIDING
AF - ALUMINUM FASCIA
AC - ALUMINUM CLADDING
AB - 48" ALUMINUM BAND
AS - ASPHALT SHINGLES
F - FLASHING
V - ROOF VENT (MAXIMUM)
P - PARGING
PC - PARGING
PCH10 - PRECAST HEADER 10"

PCH8 - PRECAST HEADER 8"
PCS - PRECAST SILL
PCB - PRECAST BAND
VS - VINYL SHAKES
VEC - SIDING (VERTICAL CORNER)

2012 O.B.C. DRAWINGS		
DRAWING: LEFT ELEVATION		
ADDRESS: XX	SCALE: 3/16" = 1'-0"	DATE: XX/XX/XXXX
830 - THE BUTLER 2022 FOOTPRINT (STANDARD DRAWINGS)		SHEET: A3b



BASEMENT PLAN

SCALE: 3/16" = 1'-0"

LOT: XXXX
DATE: XX/XX/XXXX



A - ALL CONTRACTORS SHALL PERFORM THEIR WORK WHETHER DESCRIBED OR NOT, ACCORDING TO THE APPLICABLE BUILDING CODE REQUIREMENTS AND MUNICIPAL REGULATIONS.
B - THE GENERAL CONTRACTOR SHALL CHECK AND VERIFY ALL DIMENSIONS AND REPORT ERRORS AND OMISSIONS TO VALECRAFT'S ARCHITECTURAL DEPARTMENT.
C - NO DIMENSION SHOULD BE SCALED ON DRAWINGS.
D - THE GENERAL CONTRACTOR OR SUB-CONTRACTORS WILL BE HELD RESPONSIBLE FOR ALL WORK DONE ON THE CONSTRUCTION SITE.
E - THIS DRAWING IS TO BE USED IN CONJUNCTION WITH SCHEDULE B-1A AND ANY 680'S AND MAY SHOW ONLY SOME OF THE CHANGES DETAILED ON THAT DOCUMENT. SHOULD THE DRAWINGS NOT SHOW ALL ITEMS CONTAINED ON A SCHEDULE OR MISS OTHER ITEMS ALTOGETHER, THE SCHEDULE IS CONSIDERED THE GOVERNING DOCUMENT.

I. DANIEL GUERIN, ARCHITECTURAL MANAGER FOR VALECRAFT HOMES LTD., HAVE REVIEWED THE FOLLOWING DOCUMENTS AND TAKE RESPONSIBILITY FOR THE DESIGN ACTIVITIES.			
- PERSONAL BCIN #19896			
- TARIION REGISTRATION NUMBER #611			
** SEE SIGNED SCHEDULE 1: DESIGNER INFORMATION FORM **			
REV-2	NEW STAIRS	04/20/2021	DOYON
REV-1	NEW STANDARD DRWG MODIFICATION	05/02/2019	VH
NO.	DESCRIPTION	DATE	BY

EXTERIOR FINISH LEGEND:

- B - BRICK (MAIN)
- B1 - BRICK SOLDIER COURSE (ACCENT)
- B2 - BRICK SOLDIER COURSE (ACCENT) + 20mm PROUD
- B3 - BRICK SLEEPER COURSE
- B4 - STACK BOND (ACCENT)
- B5 - BRICK SILL (ACCENT)
- B6 - BRICK ROW LOCK (ACCENT)
- B7 - BRICK CORBELLING
- B8 - BRICK CORNING 20mm PROUD
- +20 - BRICK 20mm PROUD
- 20 - BRICK 20mm RECESSED
- S - SIDING (HORIZONTAL)
- ST - STONE VENEER
- T - TRIM 200mm COVE SIDING
- AF - ALUMINUM FASCIA
- AC - ALUMINUM CLADDING
- AB - 48" ALUMINUM BAND
- AS - ASPHALT SHINGLES
- F - FLASHING
- V - ROOF VENT (MAXIMUM)
- P - PARGING
- PC - PARGING
- PCH10 - PRECAST HEADER 10"

- PCB8 - PRECAST HEADER 8"
- PCS - PRECAST SILL
- PCB - PRECAST BAND
- VS - VINYL SHAKES
- VEC - SIDING (VERTICAL CORNER)

2012 O.B.C. DRAWINGS

DRAWING: **BASEMENT PLAN**

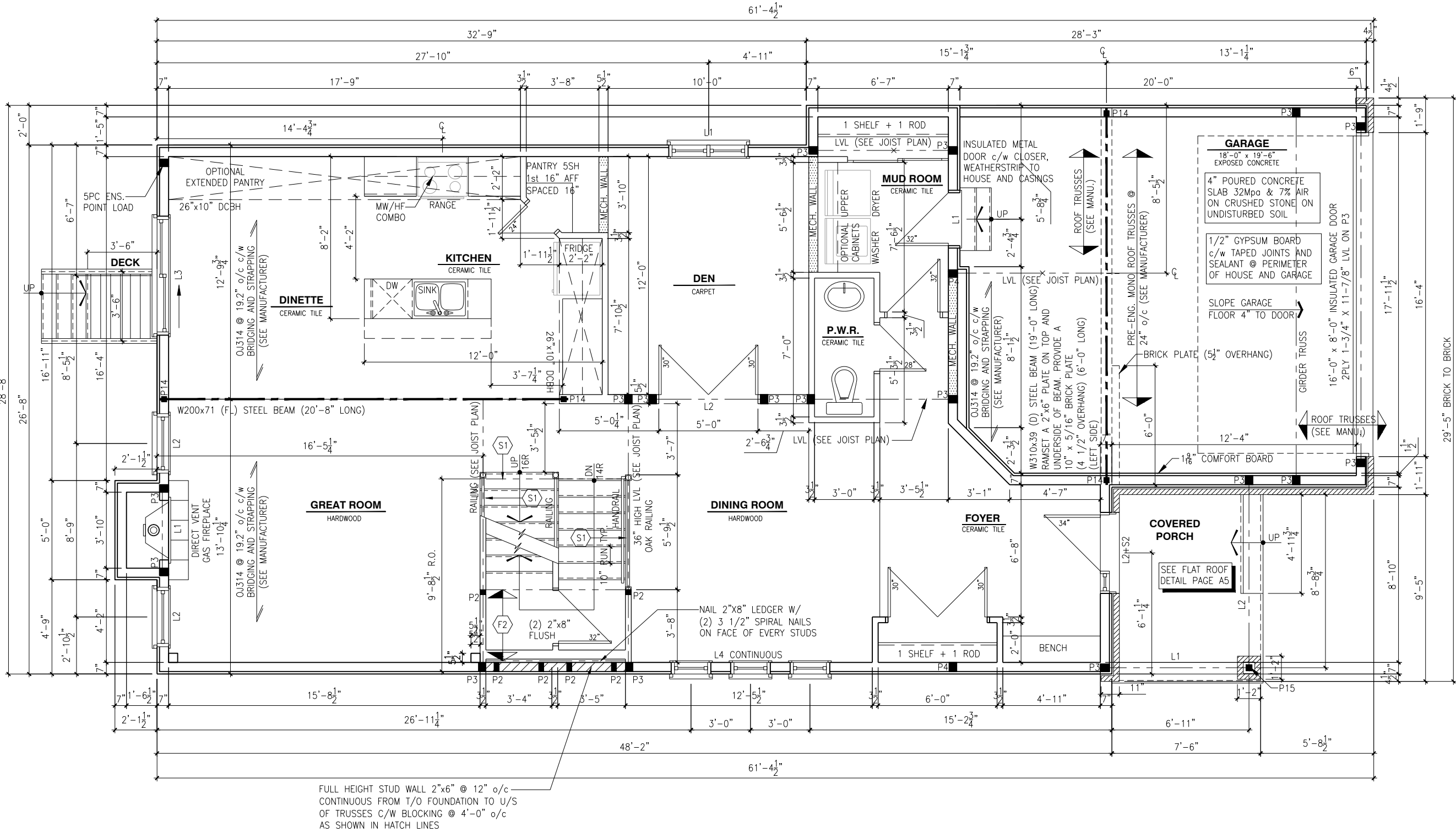
ADDRESS: XX SCALE: 3/16" = 1'-0" DATE: XX/XX/XXXX

**830 - THE BUTLER
2022 FOOTPRINT**

(STANDARD DRAWINGS)

SHEET:

A6b



GROUND FLOOR PLAN

SCALE: 3/16" = 1'-0"

- NOTES:
- FINISH FLOORING IN BATHROOMS, KITCHEN, LAUNDRY ROOM, GENERAL STORAGE AREAS AND ENTRANCES SHALL BE WATER RESISTANT;
 - INSTALL STUD REINFORCEMENT TO PERMIT THE FUTURE INSTALLATION OF GRAB BAR IN MAIN BATHROOM AS PER 9.5.2.3. OF O.B.C. 2012;
 - WINDOW SIZE AND R/O ARE TO BE VALIDATED WITH VALECRAFT HOMES LTD AND THE MANUFACTURER;
 - COORD. FLOOR JOIST, LINTEL, ROOF TRUSS AND POSTS WITH MANUFACTURER 'SPEC'S' AND P.ENG. IN OTHER CASE;
 - COORD. LOCATION OF ALL VENTING UNITS, EXTERIOR LIGHTING, ETC. WITH VALECRAFT HOMES LTD AND MANUFACTURERS.

ROOF AND FLOOR LAYOUT NOTES:

- ROOF AND FLOOR LAYOUT IS A SCHEMATIC LAYOUT TO ASSIST THE TRUSS MANUFACTURER. PROVIDE THE TRUSS MANUFACTURER'S ROOF AND FLOOR LAYOUT FOR BUILDING PERMIT APPLICATION AND FOR THE ON-SITE FRAMING. THE DRAFTING SERVICE OFFICE NEEDS TO BE AWARE OF ANY ALTERNATIVES OR CHANGES REGARDING THE ROOF AND FLOOR'S SCHEMATIC LAYOUT BEFORE THE CONSTRUCTION BEGINS, PROVIDE SUPPORT UNDER GIRDER TRUSS & SOLID BLOCKING DOWN TO FOUNDATION.

LOT: XXXX
DATE: XX/XX/XXXX



A - ALL CONTRACTORS SHALL PERFORM THEIR WORK WHETHER DESCRIBED OR NOT, ACCORDING TO THE APPLICABLE BUILDING CODE REQUIREMENTS AND MUNICIPAL REGULATIONS.
B - THE GENERAL CONTRACTOR SHALL CHECK AND VERIFY ALL DIMENSIONS AND REPORT ERRORS AND OMISSIONS TO VALECRAFT'S ARCHITECTURAL DEPARTMENT.
C - NO DIMENSION SHOULD BE SCALED ON DRAWINGS.
D - THE GENERAL CONTRACTOR OR SUB-CONTRACTORS WILL BE HELD RESPONSIBLE FOR ALL WORK DONE ON THE CONSTRUCTION SITE.
E - THIS DRAWING IS TO BE USED IN CONJUNCTION WITH SCHEDULE B-1A AND ANY 680'S AND MAY SHOW ONLY SOME OF THE CHANGES DETAILED ON THAT DOCUMENT. SHOULD THE DRAWINGS NOT SHOW ALL ITEMS CONTAINED ON A SCHEDULE OR MISS OTHER ITEMS ALTOGETHER, THE SCHEDULE IS CONSIDERED THE GOVERNING DOCUMENT.

I, DANIEL GUERIN, ARCHITECTURAL MANAGER FOR VALECRAFT HOMES LTD., HAVE REVIEWED THE FOLLOWING DOCUMENTS AND TAKE RESPONSIBILITY FOR THE DESIGN ACTIVITIES.			
- PERSONAL BCIN #19896			
- TARION REGISTRATION NUMBER #611			
** SEE SIGNED SCHEDULE 1: DESIGNER INFORMATION FORM **			
REV-2	NEW STAIRS	04/20/2021	DOYON
REV-1	NEW STANDARD DRWG MODIFICATION	05/02/2019	VH
NO.	DESCRIPTION	DATE	BY

EXTERIOR FINISH LEGEND:

- B - BRICK (MAIN)
B1 - BRICK SOLDIER COURSE (ACCENT)
B2 - BRICK SOLDIER COURSE (ACCENT)
B3 - BRICK SLEEPER COURSE
B4 - STACK BOND (ACCENT)
B5 - BRICK SILL (ACCENT)
B6 - BRICK ROW LOCK (ACCENT)
B7 - BRICK CORBELLING
B8 - BRICK COINING 20mm PROUD
+20 - BRICK 20mm PROUD
-20 - BRICK 20mm RECESSED
- S - SIDING (HORIZONTAL)
ST - STONE VENEER
T - TRIM 200mm COVE SIDING
AF - ALUMINUM FASCIA
AC - ALUMINUM CLADDING
AB - 48" ALUMINUM BAND
AS - ASPHALT SHINGLES
F - FLASHING
V - ROOF VENT (MAXIMUM)
P - PARGING
PC - PARGING
PCH10 - PRECAST HEADER 10"

- PCH8 - PRECAST HEADER 8"
PCS - PRECAST SILL
PCB - PRECAST BAND
VS - VINYL SHAKES
VEC - SIDING (VERTICAL CORNER)

2012 O.B.C. DRAWINGS

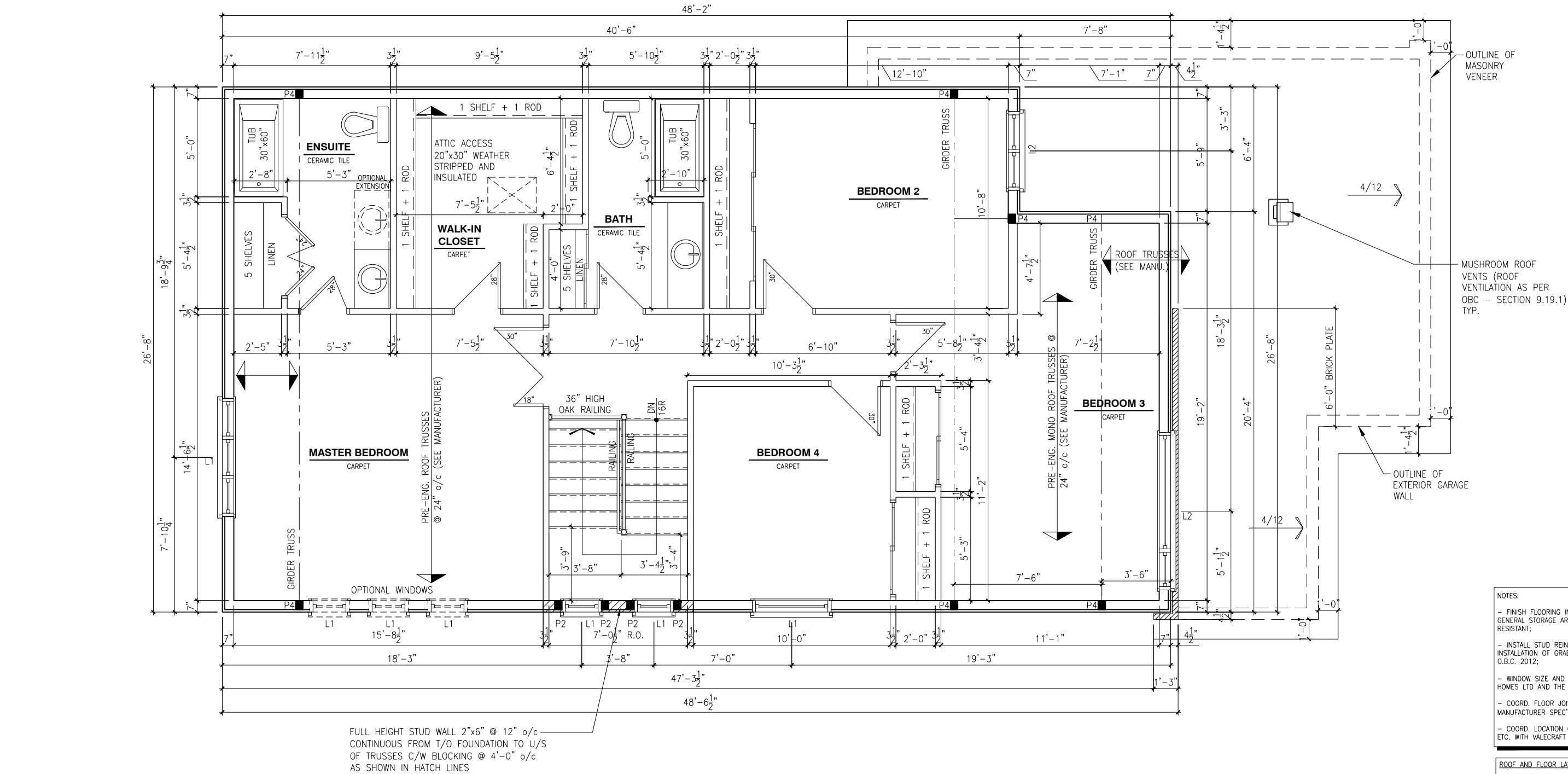
DRAWING: GROUND FLOOR PLAN
ELEVATION B

ADDRESS: XX SCALE: 3/16" = 1'-0" DATE: XX/XX/XXXX

830 - THE BUTLER
2022 FOOTPRINT

(STANDARD DRAWINGS)

SHEET:
A7b



SECOND FLOOR PLAN

SCALE: 3/16" = 1'-0"

LOT: XXXX
DATE: XX/XX/XXXX



A - ALL CONTRACTORS SHALL PERFORM THEIR WORK WHETHER DESCRIBED OR NOT, ACCORDING TO THE APPLICABLE BUILDING CODE REQUIREMENTS AND MUNICIPAL REGULATIONS.
B - THE GENERAL CONTRACTOR SHALL CHECK AND VERIFY ALL DIMENSIONS AND REPORT ERRORS AND OMISSIONS TO VALECRAFT'S ARCHITECTURAL DEPARTMENT.
C - NO DIMENSION SHOULD BE SCALED ON DRAWINGS.
D - THE GENERAL CONTRACTOR OR SUB-CONTRACTORS WILL BE HELD RESPONSIBLE FOR ALL WORK DONE ON THE CONSTRUCTION SITE.
E - THIS DRAWING IS TO BE USED IN CONJUNCTION WITH SCHEDULE B-1A AND ANY 680'S AND MAY SHOW ONLY SOME OF THE CHANGES DETAILED ON THAT DOCUMENT. SHOULD THE DRAWINGS NOT SHOW ALL ITEMS CONTAINED ON A SCHEDULE OR MISS OTHER ITEMS ALTOGETHER, THE SCHEDULE IS CONSIDERED THE GOVERNING DOCUMENT.

I, DANIEL GUERIN, ARCHITECTURAL MANAGER FOR VALECRAFT HOMES LTD., HAVE REVIEWED THE FOLLOWING DOCUMENTS AND TAKE RESPONSIBILITY FOR THE DESIGN ACTIVITIES.

- PERSONAL BCIN #19896
- TARIION REGISTRATION NUMBER #611

** SEE SIGNED SCHEDULE 1: DESIGNER INFORMATION FORM **

REV-2	NEW STAIRS	04/20/2021	DOYON
REV-1	NEW STANDARD DRWG MODIFICATION	05/02/2019	VH
NO.	DESCRIPTION	DATE	BY

EXTERIOR FINISH LEGEND:

- B - BRICK (MAIN)
- B1 - BRICK SOLDIER COURSE (ACCENT)
- B2 - BRICK SOLDIER COURSE (ACCENT)
- B3 - BRICK SLEEPER COURSE
- B4 - STACK BOND (ACCENT)
- B5 - BRICK SILL (ACCENT)
- B6 - BRICK ROW LOCK (ACCENT)
- B7 - BRICK CORBELLING
- B8 - BRICK COINING 20mm PROUD
- +20 - BRICK 20mm PROUD
- 20 - BRICK 20mm RECESSED

- S - SIDING (HORIZONTAL)
- ST - STONE VENEER
- T - TRIM 200mm COVE SIDING
- AF - ALUMINUM FASCIA
- AC - ALUMINUM CLADDING
- AB - 48" ALUMINUM BAND
- AS - ASPHALT SHINGLES
- F - FLASHING
- V - ROOF VENT (MAXIMUM)
- P - PARGING
- PC - PARGING
- PCH10 - PRECAST HEADER 10"

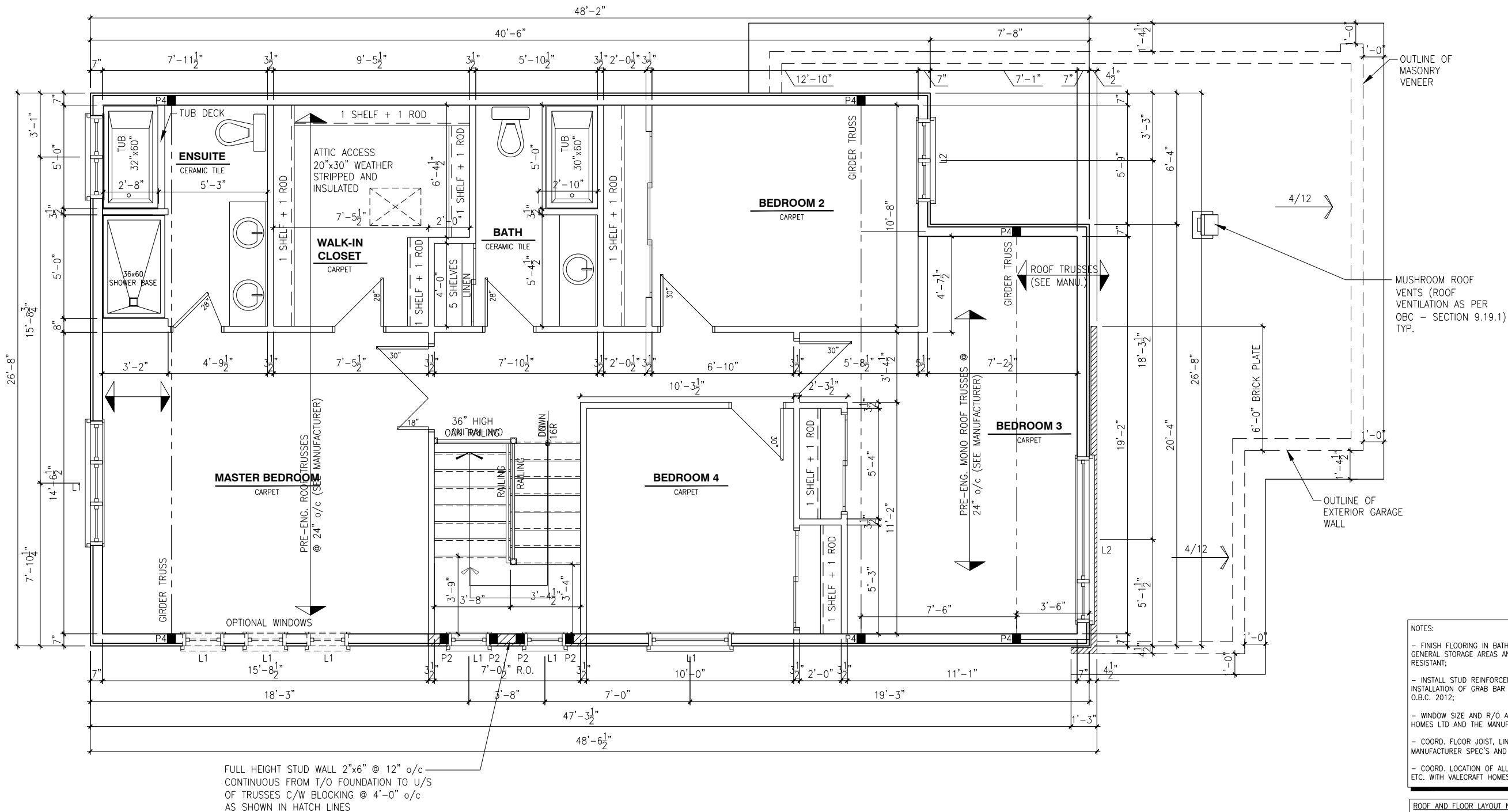
- PCH8 - PRECAST HEADER 8"
- PCS - PRECAST SILL
- PCB - PRECAST BAND
- VS - VINYL SHAKES
- VEC - SIDING (VERTICAL CORNER)

- NOTES:
- FINISH FLOORING IN BATHROOMS, KITCHEN, LAUNDRY ROOM, GENERAL STORAGE AREAS AND ENTRANCES SHALL BE WATER RESISTANT;
 - INSTALL STUD REINFORCEMENT TO PERMIT THE FUTURE INSTALLATION OF GRAB BAR IN MAIN BATHROOM AS PER 9.5.2.3. OF O.B.C. 2012;
 - WINDOW SIZE AND R/O ARE TO BE VALIDATED WITH VALECRAFT HOMES LTD AND THE MANUFACTURER;
 - COORD. FLOOR JOIST, LINTEL, ROOF TRUSS AND POSTS WITH MANUFACTURER SPEC'S AND P.ENG. IN OTHER CASE;
 - COORD. LOCATION OF ALL VENTING UNITS, EXTERIOR LIGHTING, ETC. WITH VALECRAFT HOMES LTD AND MANUFACTURERS.

- ROOF AND FLOOR LAYOUT NOTES:
- ROOF AND FLOOR LAYOUT IS A SCHEMATIC LAYOUT TO ASSIST THE TRUSS MANUFACTURER. PROVIDE THE TRUSS MANUFACTURER'S ROOF AND FLOOR LAYOUT FOR BUILDING PERMIT APPLICATION AND FOR THE ON-SITE FRAMING. THE DRAFTING SERVICE OFFICE NEEDS TO BE AWARE OF ANY ALTERNATIVES OR CHANGES REGARDING THE ROOF AND FLOOR'S SCHEMATIC LAYOUT BEFORE THE CONSTRUCTION BEGINS, PROVIDE SUPPORT UNDER GIRDER TRUSS & SOLID BLOCKING DOWN TO FOUNDATION.

2012 O.B.C. DRAWINGS

DRAWING: SECOND FLOOR PLAN
ADDRESS: XX SCALE: 3/16" = 1'-0" DATE: XX/XX/XXXX
830 - THE BUTLER 2022 FOOTPRINT (STANDARD DRAWINGS)
SHEET: A8b



SECOND FLOOR PLAN - ENSUITE UPG.

LOT: XXXX
DATE: XX/XX/XXXX



A - ALL CONTRACTORS SHALL PERFORM THEIR WORK WHETHER DESCRIBED OR NOT, ACCORDING TO THE APPLICABLE BUILDING CODE REQUIREMENTS AND MUNICIPAL REGULATIONS.
B - THE GENERAL CONTRACTOR SHALL CHECK AND VERIFY ALL DIMENSIONS AND REPORT ERRORS AND OMISSIONS TO VALECRAFT'S ARCHITECTURAL DEPARTMENT.
C - NO DIMENSION SHOULD BE SCALED ON DRAWINGS.
D - THE GENERAL CONTRACTOR OR SUB-CONTRACTORS WILL BE HELD RESPONSIBLE FOR ALL WORK DONE ON THE CONSTRUCTION SITE.
E - THIS DRAWING IS TO BE USED IN CONJUNCTION WITH SCHEDULE B-1A AND ANY 680'S AND MAY SHOW ONLY SOME OF THE CHANGES DETAILED ON THAT DOCUMENT. SHOULD THE DRAWINGS NOT SHOW ALL ITEMS CONTAINED ON A SCHEDULE OR MISS OTHER ITEMS ALTOGETHER, THE SCHEDULE IS CONSIDERED THE GOVERNING DOCUMENT.

I, DANIEL GUERIN, ARCHITECTURAL MANAGER FOR VALECRAFT HOMES LTD., HAVE REVIEWED THE FOLLOWING DOCUMENTS AND TAKE RESPONSIBILITY FOR THE DESIGN ACTIVITIES.			
- PERSONAL BCIN #19896			
- TARIION REGISTRATION NUMBER #611			
** SEE SIGNED SCHEDULE 1: DESIGNER INFORMATION FORM **			
REV-2	NEW STAIRS	04/20/2021	DOYON
REV-1	NEW STANDARD DRWG MODIFICATION	05/02/2019	VH
NO.	DESCRIPTION	DATE	BY

EXTERIOR FINISH LEGEND:

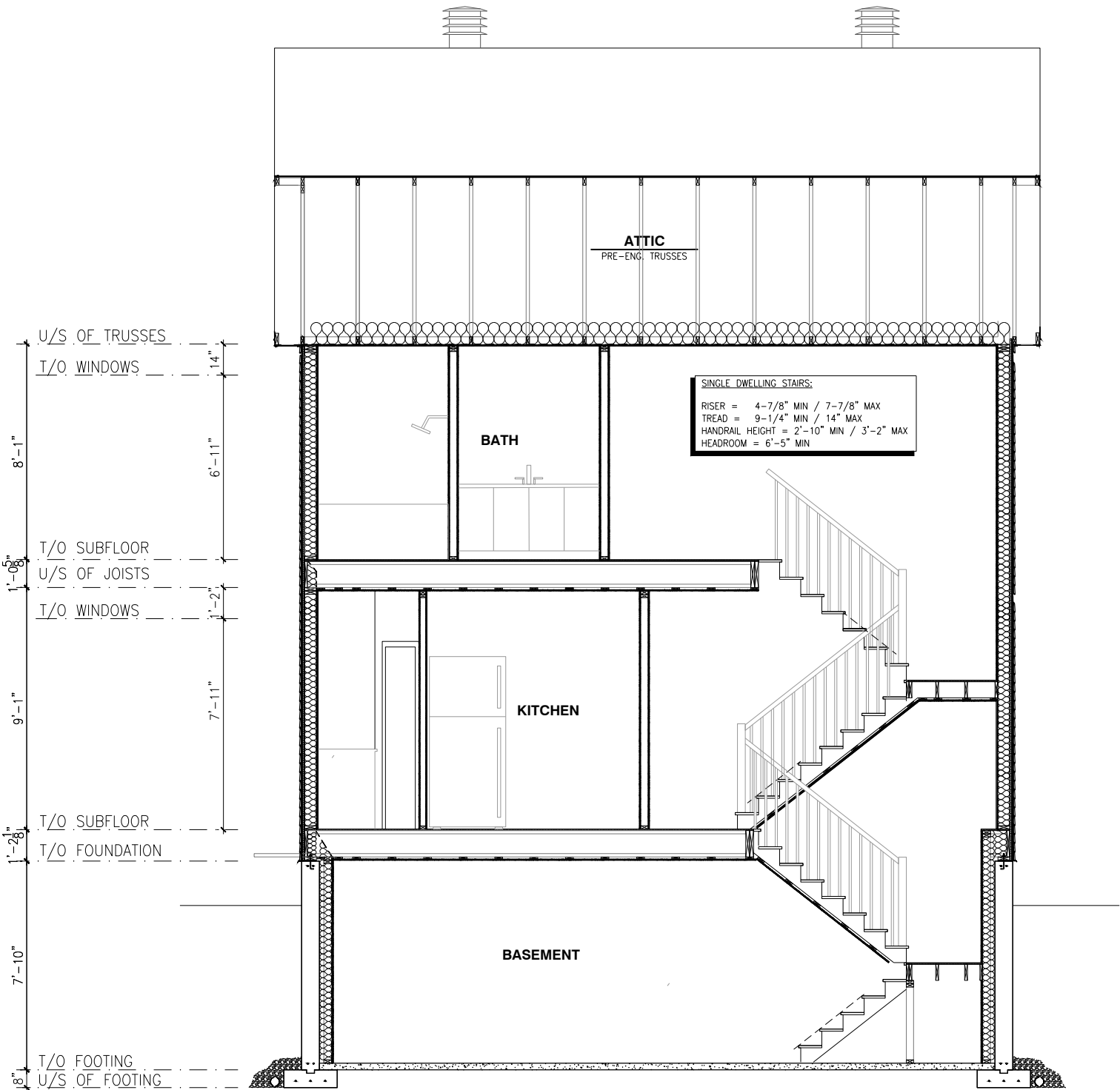
B - BRICK (MAIN)
B1 - BRICK SOLDIER COURSE (ACCENT)
B2 - BRICK SOLDIER COURSE (ACCENT) + 20mm PROUD
B3 - BRICK SLEEPER COURSE
B4 - STACK BOND (ACCENT)
B5 - BRICK SILL (ACCENT)
B6 - BRICK ROW LOCK (ACCENT)
B7 - BRICK CORBELLING
B8 - BRICK CORNING 20mm PROUD
+20 - BRICK 20mm PROUD
-20 - BRICK 20mm RECESSED

S - SIDING (HORIZONTAL)
ST - STONE VENEER
T - TRIM 200mm COVE SIDING
AF - ALUMINUM FASCIA
AC - ALUMINUM CLADDING
AB - 48" ALUMINUM BAND
AS - ASPHALT SHINGLES
F - FLASHING
V - ROOF VENT (MAXIMUM)
P - PARGING
PC - PARGING
PCH10 - PRECAST HEADER 10"

PCH8 - PRECAST HEADER 8"
PCS - PRECAST SILL
PCB - PRECAST BAND
VS - VINYL SHAKES
VEC - SIDING (VERTICAL CORNER)

2012 O.B.C. DRAWINGS

DRAWING: SECOND FLOOR PLAN		
ADDRESS: XX	SCALE: 3/16" = 1'-0"	DATE: XX/XX/XXXX
830 - THE BUTLER 2022 FOOTPRINT (STANDARD DRAWINGS)		SHEET: A8b



NOTES:

- FINISH FLOORING IN BATHROOMS, KITCHEN, LAUNDRY ROOM, GENERAL STORAGE AREAS AND ENTRANCES SHALL BE WATER RESISTANT;
- INSTALL STUD REINFORCEMENT TO PERMIT THE FUTURE INSTALLATION OF GRAB BAR IN MAIN BATHROOM AS PER 9.5.2.3. OF O.B.C. 2012;
- WINDOW SIZE AND R/O ARE TO BE VALIDATED WITH VALECRAFT HOMES LTD AND THE MANUFACTURER;
- COORD. FLOOR JOIST, LINTEL, ROOF TRUSS AND POSTS WITH MANUFACTURER SPEC'S AND P.ENG. IN OTHER CASE;
- COORD. LOCATION OF ALL VENTING UNITS, EXTERIOR LIGHTING, ETC. WITH VALECRAFT HOMES LTD AND MANUFACTURERS.

ROOF AND FLOOR LAYOUT NOTES:

– ROOF AND FLOOR LAYOUT IS A SCHEMATIC LAYOUT TO ASSIST THE TRUSS MANUFACTURER. PROVIDE THE TRUSS MANUFACTURER'S ROOF AND FLOOR LAYOUT FOR BUILDING PERMIT APPLICATION AND FOR THE ON-SITE FRAMING. THE DRAFTING SERVICE OFFICE NEEDS TO BE AWARE OF ANY ALTERNATIVES OR CHANGES REGARDING THE ROOF AND FLOOR'S SCHEMATIC LAYOUT BEFORE THE CONSTRUCTION BEGINS. PROVIDE SUPPORT UNDER GIRDER TRUSS & SOLID BLOCKING DOWN TO FOUNDATION.

SECTION

SCALE: 3/16" = 1'-0"

LOT: XXXX
DATE: XX/XX/XXXX



A – ALL CONTRACTORS SHALL PERFORM THEIR WORK WHETHER DESCRIBED OR NOT, ACCORDING TO THE APPLICABLE BUILDING CODE REQUIREMENTS AND MUNICIPAL REGULATIONS.
B – THE GENERAL CONTRACTOR SHALL CHECK AND VERIFY ALL DIMENSIONS AND REPORT ERRORS AND OMISSIONS TO VALECRAFT'S ARCHITECTURAL DEPARTMENT.
C – NO DIMENSION SHOULD BE SCALED ON DRAWINGS.
D – THE GENERAL CONTRACTOR OR SUB-CONTRACTORS WILL BE HELD RESPONSIBLE FOR ALL WORK DONE ON THE CONSTRUCTION SITE.
E – THIS DRAWING IS TO BE USED IN CONJUNCTION WITH SCHEDULE B-1A AND ANY 680'S AND MAY SHOW ONLY SOME OF THE CHANGES DETAILED ON THAT DOCUMENT. SHOULD THE DRAWINGS NOT SHOW ALL ITEMS CONTAINED ON A SCHEDULE OR MISS OTHER ITEMS ALTOGETHER, THE SCHEDULE IS CONSIDERED THE GOVERNING DOCUMENT.

I, DANIEL GUERIN, ARCHITECTURAL MANAGER FOR VALECRAFT HOMES LTD., HAVE REVIEWED THE FOLLOWING DOCUMENTS AND TAKE RESPONSIBILITY FOR THE DESIGN ACTIVITIES.

- PERSONAL BCIN #19896
- TARIION REGISTRATION NUMBER #611

** SEE SIGNED SCHEDULE 1: DESIGNER INFORMATION FORM **

REV	DESCRIPTION	DATE	BY
REV-2	NEW STAIRS	04/20/2021	DOYON
REV-1	NEW STANDARD DRWG MODIFICATION	05/02/2019	VH
NO.	DESCRIPTION	DATE	BY

EXTERIOR FINISH LEGEND:

- B – BRICK (MAIN)
- B1 – BRICK SOLDIER COURSE (ACCENT)
- B2 – BRICK SOLDIER COURSE (ACCENT) + 20mm PROUD
- B3 – BRICK SLEEPER COURSE
- B4 – STACK BOND (ACCENT)
- B5 – BRICK SILL (ACCENT)
- B6 – BRICK ROW LOCK (ACCENT)
- B7 – BRICK CORBELLING
- B8 – BRICK COINING 20mm PROUD
- +20 – BRICK 20mm PROUD
- 20 – BRICK 20mm RECESSED

- S – SIDING (HORIZONTAL)
- ST – STONE VENEER
- T – TRIM 200mm COVE SIDING
- AF – ALUMINUM FASCIA
- AC – ALUMINUM CLADDING
- AB – 48" ALUMINUM BAND
- AS – ASPHALT SHINGLES
- F – FLASHING
- V – ROOF VENT (MAXIMUM)
- P – PARGING
- PC – PARGING
- PCH10 – PRECAST HEADER 10"

- PCH8 – PRECAST HEADER 8"
- PCS – PRECAST SILL
- PCB – PRECAST BAND
- VS – VINYL SHAKES
- VEC – SIDING (VERTICAL CORNER)

2012 O.B.C. DRAWINGS

DRAWING:

SECTION

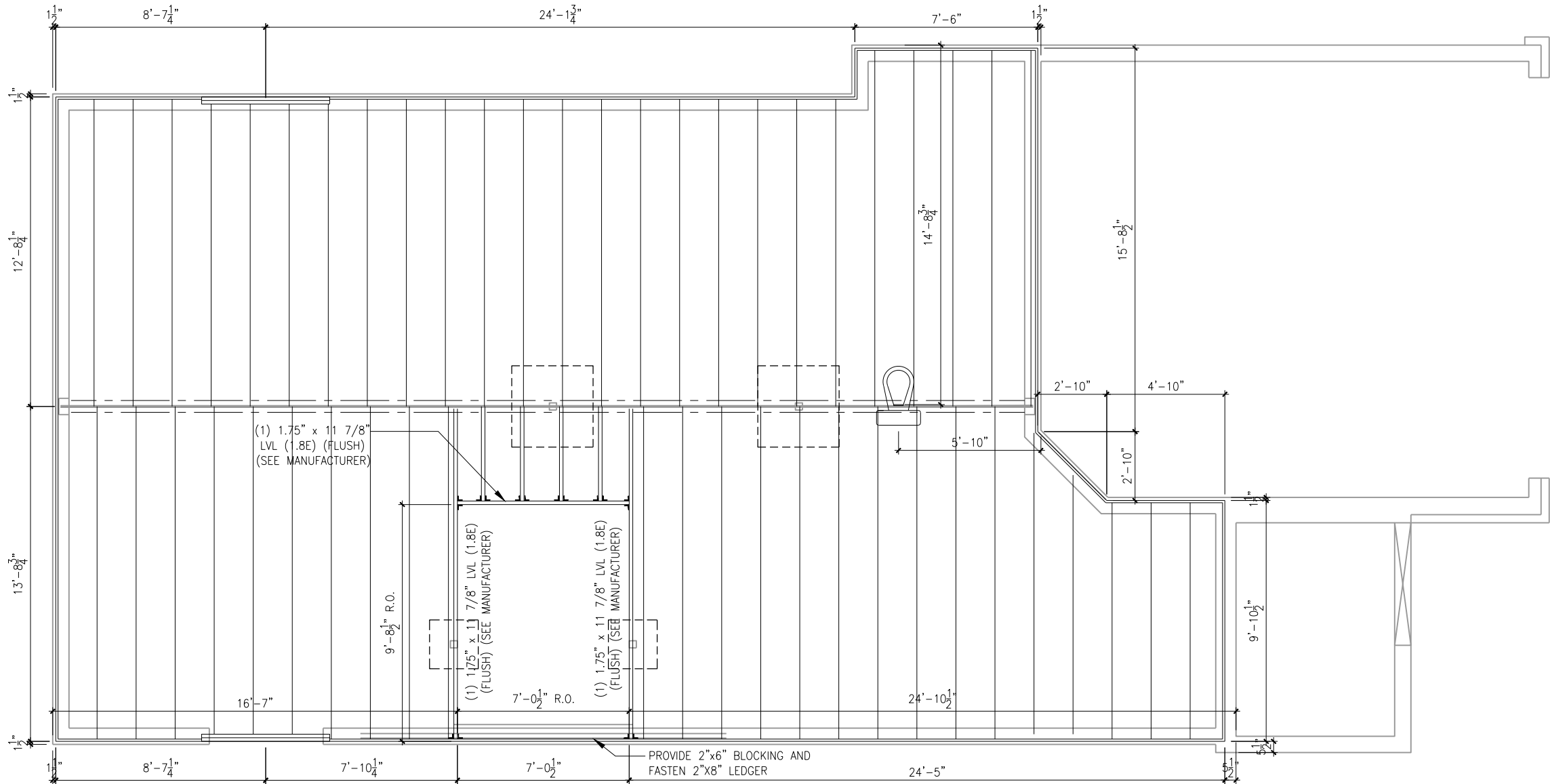
ADDRESS: XX SCALE: 3/16" = 1'-0" DATE: XX/XX/XXXX

830 - THE BUTLER
2022 FOOTPRINT

(STANDARD DRAWINGS)

SHEET:

S1



NOTES:

- FINISH FLOORING IN BATHROOMS, KITCHEN, LAUNDRY ROOM, GENERAL STORAGE AREAS AND ENTRANCES SHALL BE WATER RESISTANT;
- INSTALL STUD REINFORCEMENT TO PERMIT THE FUTURE INSTALLATION OF GRAB BAR IN MAIN BATHROOM AS PER 9.5.2.3. OF O.B.C. 2012;
- WINDOW SIZE AND R/O ARE TO BE VALIDATED WITH VALECRAFT HOMES LTD AND THE MANUFACTURER;
- COORD. FLOOR JOIST, LINTEL, ROOF TRUSS AND POSTS WITH MANUFACTURER SPEC'S AND P.ENG. IN OTHER CASE;
- COORD. LOCATION OF ALL VENTING UNITS, EXTERIOR LIGHTING, ETC. WITH VALECRAFT HOMES LTD AND MANUFACTURERS.

ROOF AND FLOOR LAYOUT NOTES:

- ROOF AND FLOOR LAYOUT IS A SCHEMATIC LAYOUT TO ASSIST THE TRUSS MANUFACTURER. PROVIDE THE TRUSS MANUFACTURER'S ROOF AND FLOOR LAYOUT FOR BUILDING PERMIT APPLICATION AND FOR THE ON-SITE FRAMING. THE DRAFTING SERVICE OFFICE NEEDS TO BE AWARE OF ANY ALTERNATIVES OR CHANGES REGARDING THE ROOF AND FLOOR'S SCHEMATIC LAYOUT BEFORE THE CONSTRUCTION BEGINS. PROVIDE SUPPORT UNDER GIRDER TRUSS & SOLID BLOCKING DOWN TO FOUNDATION.

GROUND FLOOR JOIST LAYOUT

SCALE: 3/16" = 1'-0"

LOT: XXXX
DATE: XX/XX/XXXX



A - ALL CONTRACTORS SHALL PERFORM THEIR WORK WHETHER DESCRIBED OR NOT, ACCORDING TO THE APPLICABLE BUILDING CODE REQUIREMENTS AND MUNICIPAL REGULATIONS.
B - THE GENERAL CONTRACTOR SHALL CHECK AND VERIFY ALL DIMENSIONS AND REPORT ERRORS AND OMISSIONS TO VALECRAFT'S ARCHITECTURAL DEPARTMENT.
C - NO DIMENSION SHOULD BE SCALED ON DRAWINGS.
D - THE GENERAL CONTRACTOR OR SUB-CONTRACTORS WILL BE HELD RESPONSIBLE FOR ALL WORK DONE ON THE CONSTRUCTION SITE.
E - THIS DRAWING IS TO BE USED IN CONJUNCTION WITH SCHEDULE B-1A AND ANY 680'S AND MAY SHOW ONLY SOME OF THE CHANGES DETAILED ON THAT DOCUMENT. SHOULD THE DRAWINGS NOT SHOW ALL ITEMS CONTAINED ON A SCHEDULE OR MISS OTHER ITEMS ALTOGETHER, THE SCHEDULE IS CONSIDERED THE GOVERNING DOCUMENT.

I, DANIEL GUERIN, ARCHITECTURAL MANAGER FOR VALECRAFT HOMES LTD., HAVE REVIEWED THE FOLLOWING DOCUMENTS AND TAKE RESPONSIBILITY FOR THE DESIGN ACTIVITIES.

- PERSONAL BCIN #19896
- TARIION REGISTRATION NUMBER #611

** SEE SIGNED SCHEDULE 1: DESIGNER INFORMATION FORM **

REV-2	NEW STAIRS	04/20/2021	DOYON
REV-1	NEW STANDARD DRWG MODIFICATION	05/02/2019	VH
NO.	DESCRIPTION	DATE	BY

EXTERIOR FINISH LEGEND:

- B - BRICK (MAIN)
- B1 - BRICK SOLDIER COURSE (ACCENT)
- B2 - BRICK SOLDIER COURSE (ACCENT)
- + 20mm PROUD
- B3 - BRICK SLEEPER COURSE
- B4 - STACK BOND (ACCENT)
- B5 - BRICK SILL (ACCENT)
- B6 - BRICK ROW LOCK (ACCENT)
- B7 - BRICK CORBELLING
- B8 - BRICK COINING 20mm PROUD
- +20 - BRICK 20mm PROUD
- 20 - BRICK 20mm RECESSED

- S - SIDING (HORIZONTAL)
- ST - STONE VENEER
- T - TRIM 200mm COVE SIDING
- AF - ALUMINUM FASCIA
- AC - ALUMINUM CLADDING
- AB - 48" ALUMINUM BAND
- AS - ASPHALT SHINGLES
- F - FLASHING
- V - ROOF VENT (MAXIMUM)
- P - PARGING
- PC - PARGING
- PCH10 - PRECAST HEADER 10"

- PCH8 - PRECAST HEADER 8"
- PCS - PRECAST SILL
- PCB - PRECAST BAND
- VS - VINYL SHAKES
- VEC - SIDING (VERTICAL CORNER)

2012 O.B.C. DRAWINGS

DRAWING: **GROUND FLOOR JOIST LAYOUT "A,B,C"**

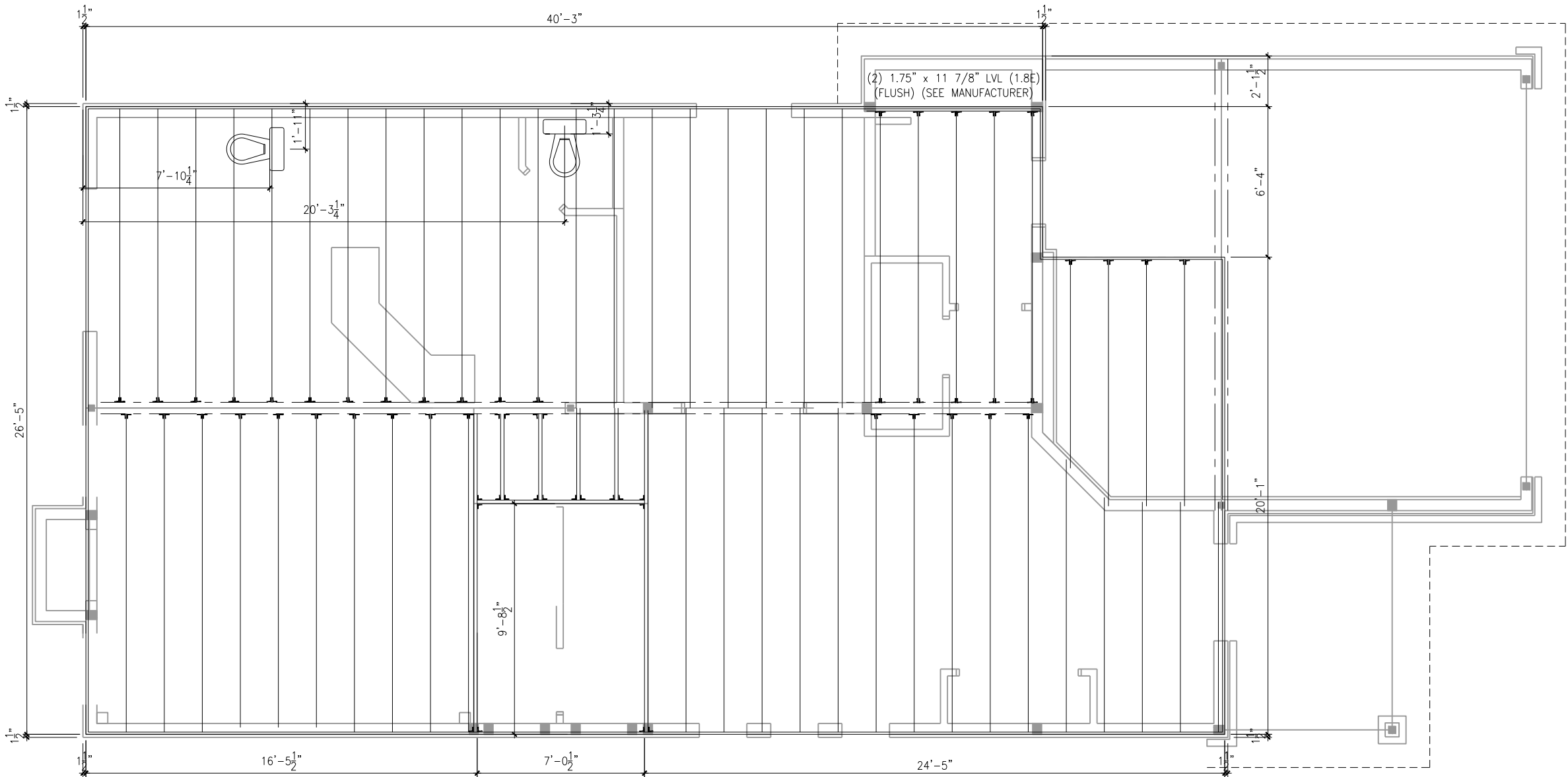
ADDRESS: XX SCALE: 3/16" = 1'-0" DATE: XX/XX/XXXX

**830 - THE BUTLER
2022 FOOTPRINT**

(STANDARD DRAWINGS)

SHEET:

A9



NOTES:

- FINISH FLOORING IN BATHROOMS, KITCHEN, LAUNDRY ROOM, GENERAL STORAGE AREAS AND ENTRANCES SHALL BE WATER RESISTANT;
- INSTALL STUD REINFORCEMENT TO PERMIT THE FUTURE INSTALLATION OF GRAB BAR IN MAIN BATHROOM AS PER 9.5.2.3. OF O.B.C. 2012;
- WINDOW SIZE AND R/O ARE TO BE VALIDATED WITH VALECRAFT HOMES LTD AND THE MANUFACTURER;
- COORD. FLOOR JOIST, LINTEL, ROOF TRUSS AND POSTS WITH MANUFACTURER SPEC'S AND P.ENG. IN OTHER CASE;
- COORD. LOCATION OF ALL VENTING UNITS, EXTERIOR LIGHTING, ETC. WITH VALECRAFT HOMES LTD AND MANUFACTURERS.

ROOF AND FLOOR LAYOUT NOTES:

- ROOF AND FLOOR LAYOUT IS A SCHEMATIC LAYOUT TO ASSIST THE TRUSS MANUFACTURER. PROVIDE THE TRUSS MANUFACTURER'S ROOF AND FLOOR LAYOUT FOR BUILDING PERMIT APPLICATION AND FOR THE ON-SITE FRAMING. THE DRAFTING SERVICE OFFICE NEEDS TO BE AWARE OF ANY ALTERNATIVES OR CHANGES REGARDING THE ROOF AND FLOOR'S SCHEMATIC LAYOUT BEFORE THE CONSTRUCTION BEGINS. PROVIDE SUPPORT UNDER GIRDER TRUSS & SOLID BLOCKING DOWN TO FOUNDATION.

SECOND FLOOR JOIST LAYOUT

SCALE: 3/16" = 1'-0"

LOT: XXXX
DATE: XX/XX/XXXX



A - ALL CONTRACTORS SHALL PERFORM THEIR WORK WHETHER DESCRIBED OR NOT, ACCORDING TO THE APPLICABLE BUILDING CODE REQUIREMENTS AND MUNICIPAL REGULATIONS.
B - THE GENERAL CONTRACTOR SHALL CHECK AND VERIFY ALL DIMENSIONS AND REPORT ERRORS AND OMISSIONS TO VALECRAFT'S ARCHITECTURAL DEPARTMENT.
C - NO DIMENSION SHOULD BE SCALED ON DRAWINGS.
D - THE GENERAL CONTRACTOR OR SUB-CONTRACTORS WILL BE HELD RESPONSIBLE FOR ALL WORK DONE ON THE CONSTRUCTION SITE.
E - THIS DRAWING IS TO BE USED IN CONJUNCTION WITH SCHEDULE B-1A AND ANY 680'S AND MAY SHOW ONLY SOME OF THE CHANGES DETAILED ON THAT DOCUMENT. SHOULD THE DRAWINGS NOT SHOW ALL ITEMS CONTAINED ON A SCHEDULE OR MISS OTHER ITEMS ALTOGETHER, THE SCHEDULE IS CONSIDERED THE GOVERNING DOCUMENT.

I, DANIEL GUERIN, ARCHITECTURAL MANAGER FOR VALECRAFT HOMES LTD., HAVE REVIEWED THE FOLLOWING DOCUMENTS AND TAKE RESPONSIBILITY FOR THE DESIGN ACTIVITIES.

- PERSONAL BCIN #19896
- TARIION REGISTRATION NUMBER #611

** SEE SIGNED SCHEDULE 1: DESIGNER INFORMATION FORM **

REV	NO.	DESCRIPTION	DATE	BY
REV-2		NEW STAIRS	04/20/2021	DOYON
REV-1		NEW STANDARD DRWG MODIFICATION	05/02/2019	VH
NO.		DESCRIPTION	DATE	BY

EXTERIOR FINISH LEGEND:

- B - BRICK (MAIN)
- B1 - BRICK SOLDIER COURSE (ACCENT)
- B2 - BRICK SOLDIER COURSE (ACCENT)
- + 20mm PROUD
- B3 - BRICK SLEEPER COURSE
- B4 - STACK BOND (ACCENT)
- B5 - BRICK SILL (ACCENT)
- B6 - BRICK ROW LOCK (ACCENT)
- B7 - BRICK CORBELLING
- B8 - BRICK COINING 20mm PROUD
- +20 - BRICK 20mm PROUD
- 20 - BRICK 20mm RECESSED

- S - SIDING (HORIZONTAL)
- ST - STONE VENEER
- T - TRIM 200mm COVE SIDING
- AF - ALUMINUM FASCIA
- AC - ALUMINUM CLADDING
- AB - 48" ALUMINUM BAND
- AS - ASPHALT SHINGLES
- F - FLASHING
- V - ROOF VENT (MAXIMUM)
- P - PARGING
- PC - PARGING
- PCH10 - PRECAST HEADER 10"

- PCH8 - PRECAST HEADER 8"
- PCS - PRECAST SILL
- PCB - PRECAST BAND
- VS - VINYL SHAKES
- VEC - SIDING (VERTICAL CORNER)

2012 O.B.C. DRAWINGS

DRAWING: **SECOND FLOOR JOIST LAYOUT "A,B,C"**

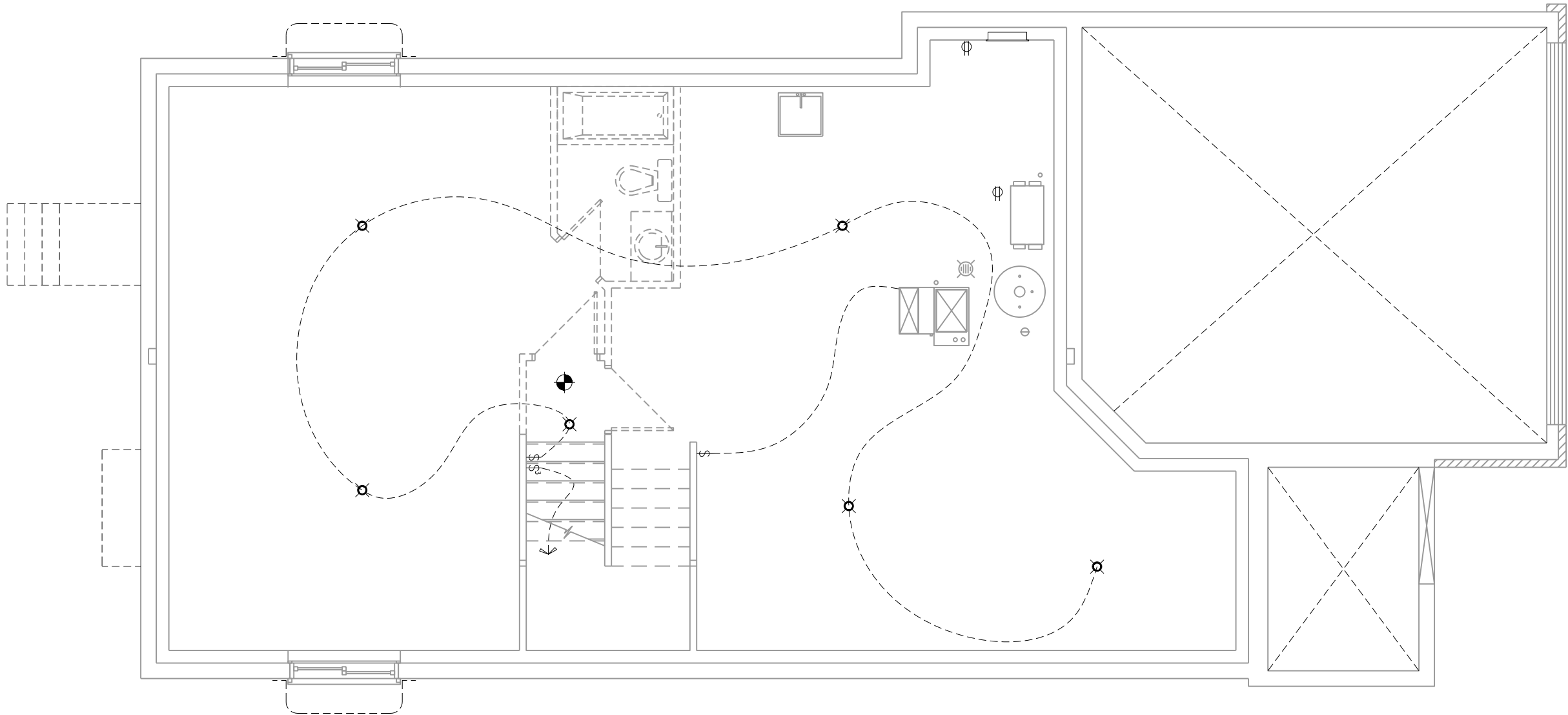
ADDRESS: xx SCALE: 3/16" = 1'-0" DATE: xx/xx/xxxx

830 - THE BUTLER 2022 FOOTPRINT

(STANDARD DRAWINGS)

SHEET:

A10



BASEMENT ELECTRICAL

SCALE: 3/16" = 1'-0"

- NOTES:
- FINISH FLOORING IN BATHROOMS, KITCHEN, LAUNDRY ROOM, GENERAL STORAGE AREAS AND ENTRANCES SHALL BE WATER RESISTANT;
 - INSTALL STUD REINFORCEMENT TO PERMIT THE FUTURE INSTALLATION OF GRAB BAR IN MAIN BATHROOM AS PER 9.5.2.3. OF O.B.C. 2012;
 - WINDOW SIZE AND R/O ARE TO BE VALIDATED WITH VALECRAFT HOMES LTD AND THE MANUFACTURER;
 - COORD. FLOOR JOIST, LINTEL, ROOF TRUSS AND POSTS WITH MANUFACTURER SPEC'S AND P.ENG. IN OTHER CASE;
 - COORD. LOCATION OF ALL VENTING UNITS, EXTERIOR LIGHTING, ETC. WITH VALECRAFT HOMES LTD AND MANUFACTURERS.

- ROOF AND FLOOR LAYOUT NOTES:
- ROOF AND FLOOR LAYOUT IS A SCHEMATIC LAYOUT TO ASSIST THE TRUSS MANUFACTURER. PROVIDE THE TRUSS MANUFACTURER'S ROOF AND FLOOR LAYOUT FOR BUILDING PERMIT APPLICATION AND FOR THE ON-SITE FRAMING. THE DRAFTING SERVICE OFFICE NEEDS TO BE AWARE OF ANY ALTERNATIVES OR CHANGES REGARDING THE ROOF AND FLOOR'S SCHEMATIC LAYOUT BEFORE THE CONSTRUCTION BEGINS. PROVIDE SUPPORT UNDER GIRDER TRUSS & SOLID BLOCKING DOWN TO FOUNDATION.

LOT: XXXX
DATE: XX/XX/XXXX



A - ALL CONTRACTORS SHALL PERFORM THEIR WORK WHETHER DESCRIBED OR NOT, ACCORDING TO THE APPLICABLE BUILDING CODE REQUIREMENTS AND MUNICIPAL REGULATIONS.
B - THE GENERAL CONTRACTOR SHALL CHECK AND VERIFY ALL DIMENSIONS AND REPORT ERRORS AND OMISSIONS TO VALECRAFT'S ARCHITECTURAL DEPARTMENT.
C - NO DIMENSION SHOULD BE SCALED ON DRAWINGS.
D - THE GENERAL CONTRACTOR OR SUB-CONTRACTORS WILL BE HELD RESPONSIBLE FOR ALL WORK DONE ON THE CONSTRUCTION SITE.
E - THIS DRAWING IS TO BE USED IN CONJUNCTION WITH SCHEDULE B-1A AND ANY 680'S AND MAY SHOW ONLY SOME OF THE CHANGES DETAILED ON THAT DOCUMENT. SHOULD THE DRAWINGS NOT SHOW ALL ITEMS CONTAINED ON A SCHEDULE OR MISS OTHER ITEMS ALTOGETHER, THE SCHEDULE IS CONSIDERED THE GOVERNING DOCUMENT.

I, DANIEL GUERIN, ARCHITECTURAL MANAGER FOR VALECRAFT HOMES LTD., HAVE REVIEWED THE FOLLOWING DOCUMENTS AND TAKE RESPONSIBILITY FOR THE DESIGN ACTIVITIES.

- PERSONAL BCIN #19896
- TARIION REGISTRATION NUMBER #611

** SEE SIGNED SCHEDULE 1: DESIGNER INFORMATION FORM **

REV	DESCRIPTION	DATE	BY
REV-2	NEW STAIRS	04/20/2021	DOYON
REV-1	NEW STANDARD DRWG MODIFICATION	05/02/2019	VH
NO.	DESCRIPTION	DATE	BY

EXTERIOR FINISH LEGEND:

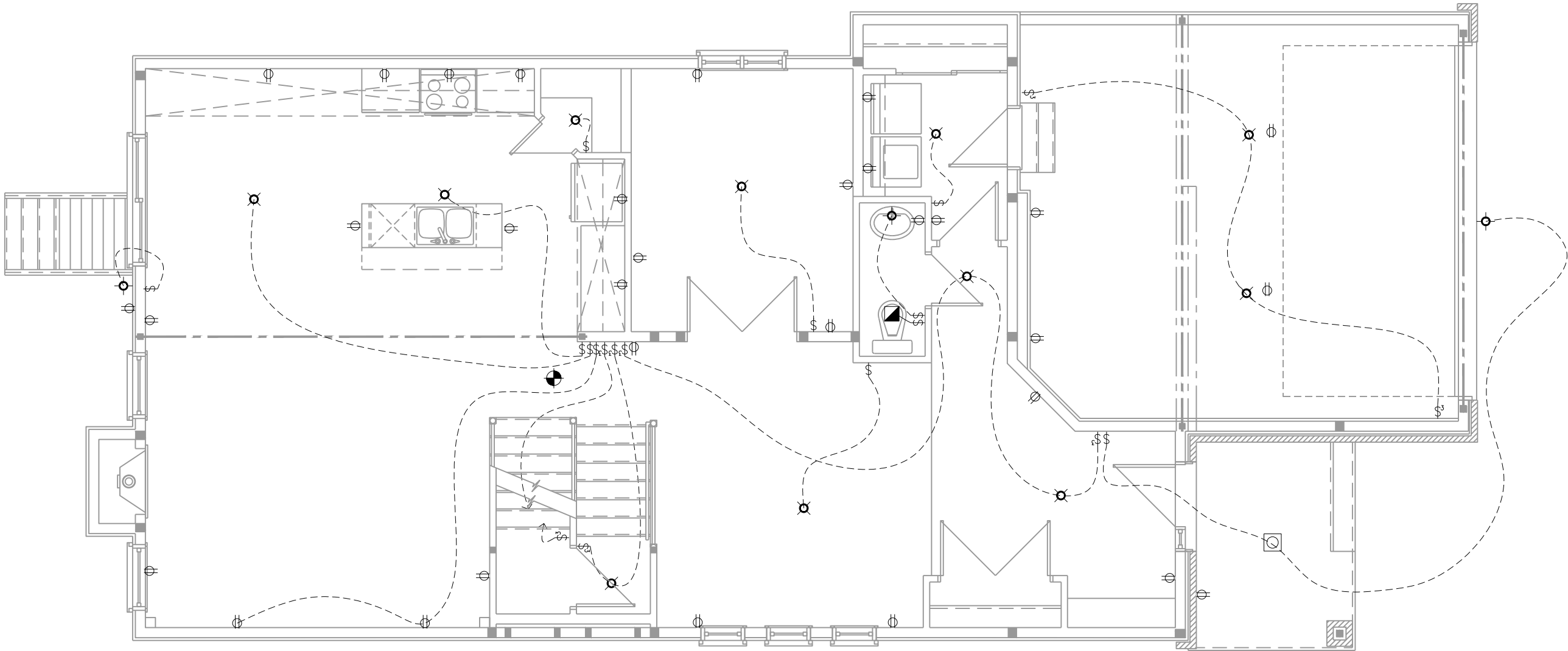
- B - BRICK (MAIN)
- B1 - BRICK SOLDIER COURSE (ACCENT)
- B2 - BRICK SOLDIER COURSE (ACCENT)
- B3 - BRICK SLEEPER COURSE
- B4 - STACK BOND (ACCENT)
- B5 - BRICK SILL (ACCENT)
- B6 - BRICK ROW LOCK (ACCENT)
- B7 - BRICK CORBELLING
- B8 - BRICK COINING 20mm PROUD
- +20 - BRICK 20mm PROUD
- 20 - BRICK 20mm RECESSED

- S - SIDING (HORIZONTAL)
- ST - STONE VENEER
- T - TRIM 200mm COVE SIDING
- AF - ALUMINUM FASCIA
- AC - ALUMINUM CLADDING
- AB - 48" ALUMINUM BAND
- AS - ASPHALT SHINGLES
- F - FLASHING
- V - ROOF VENT (MAXIMUM)
- P - PARGING
- PC - PARGING
- PCH10 - PRECAST HEADER 10"

- PCH8 - PRECAST HEADER 8"
- PCS - PRECAST SILL
- PCB - PRECAST BAND
- VS - VINYL SHAKES
- VEC - SIDING (VERTICAL CORNER)

2012 O.B.C. DRAWINGS

DRAWING: BASEMENT FLOOR ELECTRICAL		
ADDRESS: XX	SCALE: 3/16" = 1'-0"	DATE: XX/XX/XXXX
830 - THE BUTLER 2022 FOOTPRINT (STANDARD DRAWINGS)		SHEET: E00



GROUND FLOOR ELECTRICAL

SCALE: 3/16" = 1'-0"

- NOTES:
- FINISH FLOORING IN BATHROOMS, KITCHEN, LAUNDRY ROOM, GENERAL STORAGE AREAS AND ENTRANCES SHALL BE WATER RESISTANT;
 - INSTALL STUD REINFORCEMENT TO PERMIT THE FUTURE INSTALLATION OF GRAB BAR IN MAIN BATHROOM AS PER 9.5.2.3. OF O.B.C. 2012;
 - WINDOW SIZE AND R/O ARE TO BE VALIDATED WITH VALECRAFT HOMES LTD AND THE MANUFACTURER;
 - COORD. FLOOR JOIST, LINTEL, ROOF TRUSS AND POSTS WITH MANUFACTURER SPEC'S AND P.ENG. IN OTHER CASE;
 - COORD. LOCATION OF ALL VENTING UNITS, EXTERIOR LIGHTING, ETC. WITH VALECRAFT HOMES LTD AND MANUFACTURERS.

- ROOF AND FLOOR LAYOUT NOTES:
- ROOF AND FLOOR LAYOUT IS A SCHEMATIC LAYOUT TO ASSIST THE TRUSS MANUFACTURER. PROVIDE THE TRUSS MANUFACTURER'S ROOF AND FLOOR LAYOUT FOR BUILDING PERMIT APPLICATION AND FOR THE ON-SITE FRAMING. THE DRAFTING SERVICE OFFICE NEEDS TO BE AWARE OF ANY ALTERNATIVES OR CHANGES REGARDING THE ROOF AND FLOOR'S SCHEMATIC LAYOUT BEFORE THE CONSTRUCTION BEGINS. PROVIDE SUPPORT UNDER GIRDER TRUSS & SOLID BLOCKING DOWN TO FOUNDATION.

LOT: XXXX
DATE: XX/XX/XXXX



A - ALL CONTRACTORS SHALL PERFORM THEIR WORK WHETHER DESCRIBED OR NOT, ACCORDING TO THE APPLICABLE BUILDING CODE REQUIREMENTS AND MUNICIPAL REGULATIONS.
B - THE GENERAL CONTRACTOR SHALL CHECK AND VERIFY ALL DIMENSIONS AND REPORT ERRORS AND OMISSIONS TO VALECRAFT'S ARCHITECTURAL DEPARTMENT.
C - NO DIMENSION SHOULD BE SCALED ON DRAWINGS.
D - THE GENERAL CONTRACTOR OR SUB-CONTRACTORS WILL BE HELD RESPONSIBLE FOR ALL WORK DONE ON THE CONSTRUCTION SITE.
E - THIS DRAWING IS TO BE USED IN CONJUNCTION WITH SCHEDULE B-1A AND ANY 680'S AND MAY SHOW ONLY SOME OF THE CHANGES DETAILED ON THAT DOCUMENT. SHOULD THE DRAWINGS NOT SHOW ALL ITEMS CONTAINED ON A SCHEDULE OR MISS OTHER ITEMS ALTOGETHER, THE SCHEDULE IS CONSIDERED THE GOVERNING DOCUMENT.

I, DANIEL GUERIN, ARCHITECTURAL MANAGER FOR VALECRAFT HOMES LTD., HAVE REVIEWED THE FOLLOWING DOCUMENTS AND TAKE RESPONSIBILITY FOR THE DESIGN ACTIVITIES.

- PERSONAL BCIN #19896
- TARIION REGISTRATION NUMBER #611

** SEE SIGNED SCHEDULE 1: DESIGNER INFORMATION FORM **

REV-2	NEW STAIRS	04/20/2021	DOYON
REV-1	NEW STANDARD DRWG MODIFICATION	05/02/2019	VH
NO.	DESCRIPTION	DATE	BY

EXTERIOR FINISH LEGEND:

- B - BRICK (MAIN)
- B1 - BRICK SOLDIER COURSE (ACCENT)
- B2 - BRICK SOLDIER COURSE (ACCENT) + 20mm PROUD
- B3 - BRICK SLEEPER COURSE
- B4 - STACK BOND (ACCENT)
- B5 - BRICK SILL (ACCENT)
- B6 - BRICK ROW LOCK (ACCENT)
- B7 - BRICK CORBELLING
- B8 - BRICK CORNING 20mm PROUD
- +20 - BRICK 20mm PROUD
- 20 - BRICK 20mm RECESSED

- S - SIDING (HORIZONTAL)
- ST - STONE VENEER
- T - TRIM 200mm COVE SIDING
- AF - ALUMINUM FASCIA
- AC - ALUMINUM CLADDING
- AB - 48" ALUMINUM BAND
- AS - ASPHALT SHINGLES
- F - FLASHING
- V - ROOF VENT (MAXIMUM)
- P - PARGING
- PC - PARGING
- PCH10 - PRECAST HEADER 10"

- PCH8 - PRECAST HEADER 8"
- PCS - PRECAST SILL
- PCB - PRECAST BAND
- VS - VINYL SHAKES
- VEC - SIDING (VERTICAL CORNER)

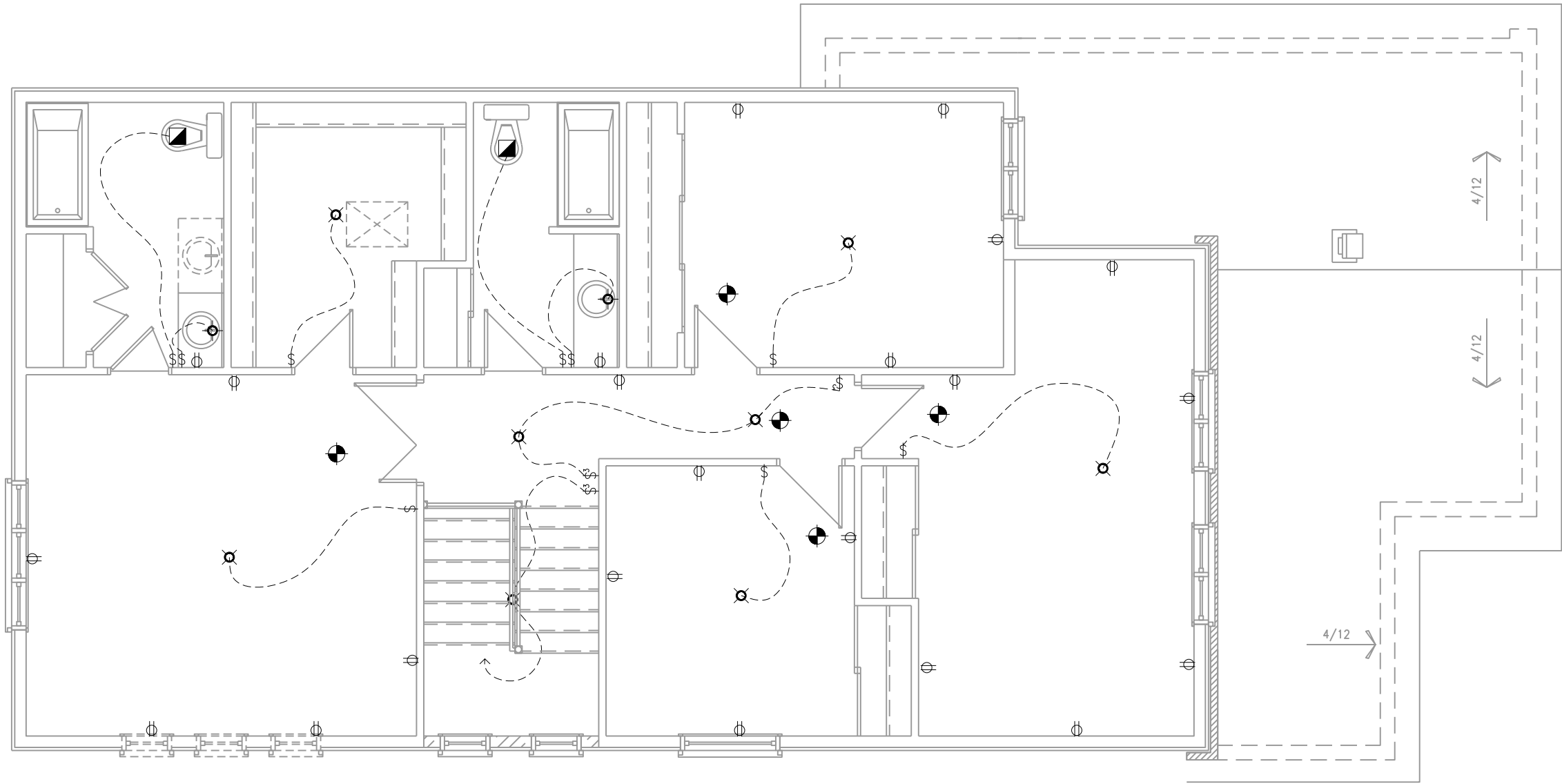
2012 O.B.C. DRAWINGS

DRAWING: FIRST FLOOR ELECTRICAL

ADDRESS: XX SCALE: 3/16" = 1'-0" DATE: XX/XX/XXXX

830 - THE BUTLER 2022 FOOTPRINT
(STANDARD DRAWINGS)

SHEET: E01



NOTES:

- FINISH FLOORING IN BATHROOMS, KITCHEN, LAUNDRY ROOM, GENERAL STORAGE AREAS AND ENTRANCES SHALL BE WATER RESISTANT;
- INSTALL STUD REINFORCEMENT TO PERMIT THE FUTURE INSTALLATION OF GRAB BAR IN MAIN BATHROOM AS PER 9.5.2.3. OF O.B.C. 2012;
- WINDOW SIZE AND R/O ARE TO BE VALIDATED WITH VALECRAFT HOMES LTD AND THE MANUFACTURER;
- COORD. FLOOR JOIST, LINTEL, ROOF TRUSS AND POSTS WITH MANUFACTURER SPEC'S AND P.ENG. IN OTHER CASE;
- COORD. LOCATION OF ALL VENTING UNITS, EXTERIOR LIGHTING, ETC. WITH VALECRAFT HOMES LTD AND MANUFACTURERS.

ROOF AND FLOOR LAYOUT NOTES:

- ROOF AND FLOOR LAYOUT IS A SCHEMATIC LAYOUT TO ASSIST THE TRUSS MANUFACTURER. PROVIDE THE TRUSS MANUFACTURER'S ROOF AND FLOOR LAYOUT FOR BUILDING PERMIT APPLICATION AND FOR THE ON-SITE FRAMING. THE DRAFTING SERVICE OFFICE NEEDS TO BE AWARE OF ANY ALTERNATIVES OR CHANGES REGARDING THE ROOF AND FLOOR'S SCHEMATIC LAYOUT BEFORE THE CONSTRUCTION BEGINS. PROVIDE SUPPORT UNDER GIRDER TRUSS & SOLID BLOCKING DOWN TO FOUNDATION.

SECOND FLOOR ELECTRICAL

SCALE: 3/16" = 1'-0"

LOT: XXXX
DATE: XX/XX/XXXX



A - ALL CONTRACTORS SHALL PERFORM THEIR WORK WHETHER DESCRIBED OR NOT, ACCORDING TO THE APPLICABLE BUILDING CODE REQUIREMENTS AND MUNICIPAL REGULATIONS.
B - THE GENERAL CONTRACTOR SHALL CHECK AND VERIFY ALL DIMENSIONS AND REPORT ERRORS AND OMISSIONS TO VALECRAFT'S ARCHITECTURAL DEPARTMENT.
C - NO DIMENSION SHOULD BE SCALED ON DRAWINGS.
D - THE GENERAL CONTRACTOR OR SUB-CONTRACTORS WILL BE HELD RESPONSIBLE FOR ALL WORK DONE ON THE CONSTRUCTION SITE.
E - THIS DRAWING IS TO BE USED IN CONJUNCTION WITH SCHEDULE B-1A AND ANY 680'S AND MAY SHOW ONLY SOME OF THE CHANGES DETAILED ON THAT DOCUMENT. SHOULD THE DRAWINGS NOT SHOW ALL ITEMS CONTAINED ON A SCHEDULE OR MISS OTHER ITEMS ALTOGETHER, THE SCHEDULE IS CONSIDERED THE GOVERNING DOCUMENT.

I, DANIEL GUERIN, ARCHITECTURAL MANAGER FOR VALECRAFT HOMES LTD., HAVE REVIEWED THE FOLLOWING DOCUMENTS AND TAKE RESPONSIBILITY FOR THE DESIGN ACTIVITIES.

- PERSONAL BCIN #19896
- TARION REGISTRATION NUMBER #611

** SEE SIGNED SCHEDULE 1: DESIGNER INFORMATION FORM **

REV-2	NEW STAIRS	04/20/2021	DOYON
REV-1	NEW STANDARD DRWG MODIFICATION	05/02/2019	VH
NO.	DESCRIPTION	DATE	BY

EXTERIOR FINISH LEGEND:

- B - BRICK (MAIN)
- B1 - BRICK SOLDIER COURSE (ACCENT)
- B2 - BRICK SOLDIER COURSE (ACCENT)
- + 20mm PROUD
- B3 - BRICK SLEEPER COURSE
- B4 - STACK BOND (ACCENT)
- B5 - BRICK SILL (ACCENT)
- B6 - BRICK ROW LOCK (ACCENT)
- B7 - BRICK CORBELLING
- B8 - BRICK COINING 20mm PROUD
- +20 - BRICK 20mm PROUD
- 20 - BRICK 20mm RECESSED

- S - SIDING (HORIZONTAL)
- ST - STONE VENEER
- T - TRIM 200mm COVE SIDING
- AF - ALUMINUM FASCIA
- AC - ALUMINUM CLADDING
- AB - 48" ALUMINUM BAND
- AS - ASPHALT SHINGLES
- F - FLASHING
- V - ROOF VENT (MAXIMUM)
- P - PARGING
- PC - PARGING
- PCH10 - PRECAST HEADER 10"

- PCH8 - PRECAST HEADER 8"
- PCS - PRECAST SILL
- PCB - PRECAST BAND
- VS - VINYL SHAKES
- VEC - SIDING (VERTICAL CORNER)

2012 O.B.C. DRAWINGS

DRAWING: **SECOND FLOOR ELECTRICAL**
ADDRESS: xx | SCALE: 3/16" = 1'-0" | DATE: xx/xx/xxxx
830 - THE BUTLER 2022 FOOTPRINT (STANDARD DRAWINGS) SHEET: **E02**