



# Tile Installation Options

## WALL TILE

Vertical stacked



\_\_\_\_\_

\_\_\_\_\_

\_\_\_\_\_

Horizontal stacked



\_\_\_\_\_

\_\_\_\_\_

\_\_\_\_\_

Vertical 1/3 staggered

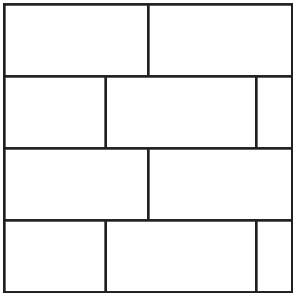


\_\_\_\_\_

\_\_\_\_\_

\_\_\_\_\_

Horizontal 1/3 staggered



\_\_\_\_\_

\_\_\_\_\_

\_\_\_\_\_

Vertical brick




\_\_\_\_\_

\_\_\_\_\_

\_\_\_\_\_

Horizontal brick

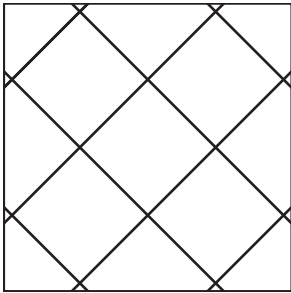


\_\_\_\_\_

\_\_\_\_\_

\_\_\_\_\_

45 degree

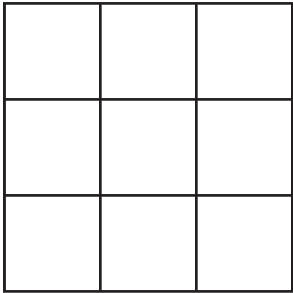


\_\_\_\_\_

\_\_\_\_\_

\_\_\_\_\_

Standard square



\_\_\_\_\_

\_\_\_\_\_

\_\_\_\_\_

Project: \_\_\_\_\_

Purchaser: \_\_\_\_\_

Plan #: \_\_\_\_\_

Purchaser: \_\_\_\_\_

Lot: \_\_\_\_\_

Date: \_\_\_\_\_

Model: \_\_\_\_\_

Upgrade #: \_\_\_\_\_