










SITE INSTRUCTIONS

Ref: OR5776 Rev.02







Customer:

Builder: VALECRAFT HOMES (2019) LTD.
Project: [VALECRAFT HOMES (2019) LTD.]
Lot: Embrun-Place St Thomas Singles
Closing Date: Ph 6
PST Phase 6 Lot 21
03/31/2022

Salesperson: Jason Thompson (OR)
Date: 04/08/2021

Location	Qty	Product / Installation Details	Plan Code
Great Room	1.00	(4) Port Plate - (1) Phone CAT5e & (2) Data CAT5e & (1) Cable RG6 Outlets (4) Port Plate - (1) Phone CAT5e & (2) Data CAT5e & (1) Cable RG6 Outlets - Location as shown on floor plan	
Master Bedroom	1.00	(4) Port Plate - (1) Phone CAT5e & (2) Data CAT5e & (1) Cable RG6 Outlets (4) Port Plate - (1) Phone CAT5e & (2) Data CAT5e & (1) Cable RG6 Outlets - Location as shown on floor plan	
Den	1.00	(4) Port Plate - (1) Phone CAT5e & (2) Data CAT5e & (1) Cable RG6 Outlets (4) Port Plate - (1) Phone CAT5e & (2) Data CAT5e & (1) Cable RG6 Outlets - Location as shown on floor plan	
N/A	1.00	Vacuum Rough-In Outlet Vacuum Rough-In Outlets	
Great Room	1.00	Off-Set 2" Conduit w/ Wall Plates Off-Set 2" Conduit w/ Wall Plates - Location as shown on floor plan - Conduit installed in-wall to conceal wires connected to wall mounted TV - approx 72 inches from floor above fire place. On adjacent wall opening at 60 inches from floor and at plug height	
Master Bedroom	1.00	Direct 2" Conduit w/ Wall Plates Direct 2" Conduit w/ Wall Plates - Location as shown on floor plan - Conduit installed in-wall to conceal wires connected to wall mounted TV - approx 60 inches from floor	
Garage	1.00	Vacuum Extension Vacuum Extension - Location as shown on floor plan - Extends and connects all vacuum rough-in outlets to one location - Seal vacuum pipe when extended to the garage as per building code	
Kitchen	1.00	Vacuum Pan White (VAC-DI500WH) Vacuum Pan White (VAC-DI500WH) - Location as shown on floor plan	
Great Room	4.00	(1) Klipsch 6.5" Pivoting In-Ceiling Speaker (KLI-DS160CDT) (1) Klipsch 6.5" Pivoting In-Ceiling Speaker (KLI-DS160CDT) - Location as shown on floor plan - Includes ceiling bracket and wiring - Does not include A/V receiver	

Tel: (613) 748-0432
Fax: (613) 748-0355

Location	Qty	Product / Installation Details	Plan Code
Great Room	1.00	Master Jack - Speaker wiring unterminated Master Jack - Location as shown on floor plan - Speaker wiring unterminated	
Bedroom #2	1.00	(1) Port Plate - (1) Data CAT6 Outlet (1) Port Plate - (1) Data CAT6 Outlet - Location as shown on floor plan	
Bedroom #3	1.00	(1) Port Plate - (1) Data CAT6 Outlet (1) Port Plate - (1) Data CAT6 Outlet - Location as shown on floor plan	
Bedroom #4	1.00	(1) Port Plate - (1) Data CAT6 Outlet (1) Port Plate - (1) Data CAT6 Outlet - Location as shown on floor plan	
2nd Floor Ceiling	1.00	(1) Port Plate - (1) Data CAT6 Outlet (1) Port Plate - (1) Data CAT6 Outlet - Location as shown on floor plan - in ceiling for access point	
Garage	1.00	(1) Port Plate - (1) Data CAT6 Outlet (1) Port Plate - (1) Data CAT6 Outlet - Location as shown on floor plan - in ceiling for access point	
Various Locations	6.00	Upgrade Standard Data CAT5e to Data CAT6 Outlet Upgrade Standard Data CAT5e to Data CAT6 Outlet	