



Tel: (613) 748-0432
Fax: (613) 748-0355


A Division of the S&S Bolton Group
www.ssbolton.com

SITE INSTRUCTIONS

Ref: SS4818 Rev.05

Customer:

Builder: VALECRAFT HOMES (2019) LTD.
Project: [VALECRAFT HOMES (2019) LTD.]
Lot: Embrun-Place St Thomas Towns
Closing Date: Ph 6
January 20, 2022
Salesperson: B09 Spec Unit
Date: Jason Thompson
05/31/2021






| Location | Qty | Product / Installation Details | Plan Code |
|-------------------|------|---|--|
| Master Bedroom | 1.00 | 15 Amp Standard Plug Add 15 AMP plug approx 60 inches from floor | A |
| Garage | 1.00 | 15 Amp Separate Circuit Plug Add 15 Amp separate circuit plug for central vacuum | B |
| Kitchen | 3.00 | Standard Light Outlet (Keyless) Add 3 keyless fixtures for pendant lighting | C |
| Kitchen | 3.00 | MINI PENDANT 4" D WITH WHITE GLASS Add 3 pendants above island | C  |
| Kitchen | 1.00 | Single Pole Switch Single Pole Switch for kitchen pendant lights | C |
| Kitchen | 1.00 | 6 * 4" LED slim Pot Light White (AFR4C-0930-WH) Delete standard fixture and add 6 LED Halo potlights (AFR4-0930-WH) on upgraded dimmer switch | D |
| Kitchen | 1.00 | Upgrade Switch to Dimmer Upgrade Switch to Dimmer | D |
| Great Room | 1.00 | 4 * 4" LED slim Pot Light White (AFR4C-0930-WH) Add 4 LED Halo potlights (AFR4-0930-WH) on added 3/way | E |
| Great Room | 2.00 | Single Pole Switch Single Pole Switch for great room potlights | E |
| Various Locations | 2.00 | 15 Amp USB Charger Receptacle USB Charger Receptacle in kitchen and master bedroom (standard items) | F |
| Kitchen | 1.00 | Relocate micro-wave plug in island | G |
| Various Locations | 3.00 | 4" LED slim Pot Light White (AFR4C-0930-WH) Delete standard fixtures and add 3 LED Halo potlights (AFR4-0930-WH) | H |

Phone: (613) 748-0432 | Fax: (613) 748-0355 | Email: info@sandselectric.ca | Website: www.sandselectric.ca

5411 Canotek Road, Ottawa, Ontario K1J 9M3

Printed By: Jason Thompson - Page: 1

Tel: (613) 748-0432
Fax: (613) 748-0355

| Location | Qty | Product / Installation Details | Plan Code |
|--------------------|------|--|--|
| Main Bath | 1.00 | 4" LED slim Pot Light White (AFR4C-0930-WH) Delete standard fixture and add 1 LED Halo potlight (AFR4-0930-WH) - approx centered over vanity | I |
| Main Bath | 1.00 | 4" LED slim Pot Light White (AFR4C-0930-WH) Add 1 LED Halo potlight (AFR4-0930-WH) on added dimmer switch - above shower/tub combo | J |
| Main Bath | 1.00 | Add Dimmer Add Dimmer Switch for shower/tub potlight | J |
| Ensuite Bath | 2.00 | 4" LED slim Pot Light White (AFR4C-0930-WH) Delete standard fixtures and add 1 LED Halo potlight (AFR4-0930-WH) - approx centered in the room and approx centered over vanity. | K |
| Ensuite Bath | 2.00 | 4" LED slim Pot Light White (AFR4C-0930-WH) Add 2 LED Halo potlights (AFR4-0930-WH) on added dimmer switch - 1 above shower and 1 above tub | L |
| Ensuite Bath | 1.00 | Add Dimmer Add Dimmer Switch for shower & tub potlight | L |
| Powder Room | 1.00 | 4" LED slim Pot Light White (AFR4C-0930-WH) Delete standard fixture and add 1 LED Halo potlight (AFR4-0930-WH) - approx centered over vanity | M |
| Dining | 1.00 | RHYTHM STAIRWELL/HIGH ENTRY BRUSHED NICKEL Delete standard fixture and add SAN-A51053-11 fixture | N  |
| 2nd Floor Ceiling | 1.00 | RHYTHM STAIRWELL/HIGH ENTRY BRUSHED NICKEL Delete standard fixture and add SAN-A51053-11 fixture | O  |
| Walk-In Closet | 1.00 | APOLLO SERIES 6" LED 4K FLUSHMOUNT W/ MOTION SENSOR Delete standard fixture (and switch) and add NDR-FM-MS60-0510-4K-WH1 fixture | P  |
| Master Bedroom | 1.00 | RHYTHM FLUSHMOUNT 19" BRUSHED NICKEL Delete standard fixture and add SAN-A51033-11 fixture | Q  |
| Various Locations | 7.00 | RHYTHM FLUSHMOUNT 13" BRUSHED NICKEL Delete standard fixture and add SAN-A51032-11 fixture in bedroom 2, bedroom 3, laundry room and Family room (4 in family room) | R  |
| Basement Bath | 1.00 | 4" LED slim Pot Light White (AFR4C-0930-WH) Add 1 LED Halo potlight (AFR4-0930-WH) on added dimmer switch - above shower/tub combo | S |
| Basement Bath | 1.00 | Single Pole Switch Add Dimmer Switch for shower/tub potlight | S |
| Basement Stairwell | 1.00 | 4" LED slim Pot Light White (AFR4C-0930-WH) Delete standard fixture and add 1 LED Halo potlight (AFR4-0930-WH) - on existing 3/way switch | T |



Tel: (613) 748-0432
Fax: (613) 748-0355

| Location | Qty | Product / Installation Details | Plan Code |
|-------------------|------|--|-----------|
| Family Room | 1.00 | 4" LED slim Pot Light White (AFR4C-0930-WH) Delete standard fixture and add 1 LED Halo potlight (AFR4-0930-WH) - on standard stair 3/way | T |
| Loft | 1.00 | 4 * 4" LED slim Pot Light White (AFR4C-0930-WH) Delete standard fixture and add 4 LED Halo potlights (AFR4-0930-WH) | U |
| Basement Bath | 1.00 | 4" LED slim Pot Light White (AFR4C-0930-WH) Delete standard fixture and add 1 LED Halo potlight (AFR4-0930-WH) - approx centered over vanity | V |
| 2nd Floor Ceiling | 1.00 | 4" LED slim Pot Light White (AFR4C-0930-WH) Delete standard fixture and add 2 LED Halo potlight (AFR4-0930-WH) | X |

Notes:

"Purchaser has acknowledged that they have discussed any kitchen layout modifications with their electrical representative. If modifications are made after signing off on electrical, this will incur additional charges."