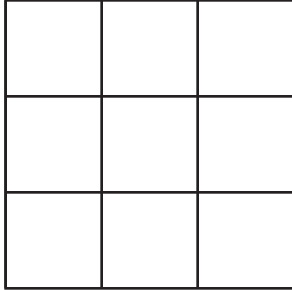




# Tile Installation Options


## FLOOR TILE

Standard square



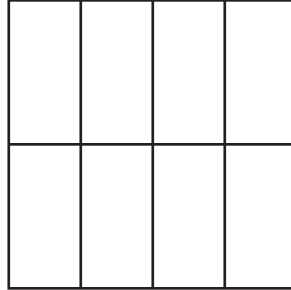
\_\_\_\_\_  
\_\_\_\_\_  
\_\_\_\_\_

Square brick



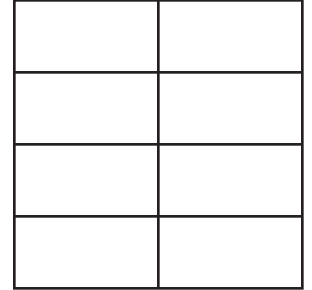
\_\_\_\_\_  
\_\_\_\_\_  
\_\_\_\_\_

Rectangular  
front to back of the house



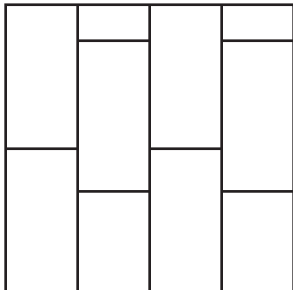
\_\_\_\_\_  
\_\_\_\_\_  
\_\_\_\_\_

Rectangular  
side to side of the house



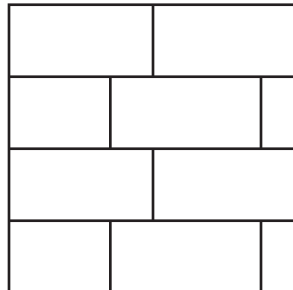
\_\_\_\_\_  
\_\_\_\_\_  
\_\_\_\_\_

Rectangular 1/3 staggered  
front to back of the house



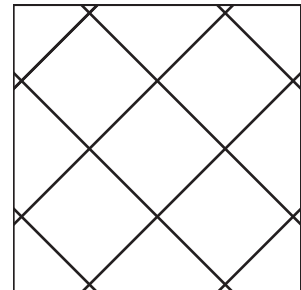
\_\_\_\_\_  
\_\_\_\_\_  
\_\_\_\_\_

Rectangular 1/3 staggered  
side to side of the house



\_\_\_\_\_  
\_\_\_\_\_  
\_\_\_\_\_

45 degree



\_\_\_\_\_  
\_\_\_\_\_  
\_\_\_\_\_

Project: \_\_\_\_\_

Purchaser: \_\_\_\_\_

Plan #: \_\_\_\_\_

Purchaser: \_\_\_\_\_

Lot: \_\_\_\_\_

Date: \_\_\_\_\_

Model: \_\_\_\_\_

Upgrade #: \_\_\_\_\_