



Tile Installation Options

FLOOR TILE

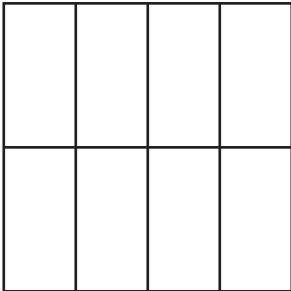
Standard square



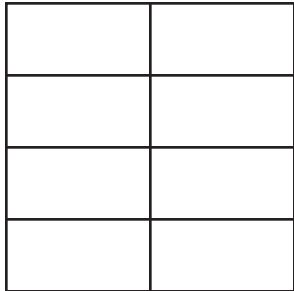
Square brick



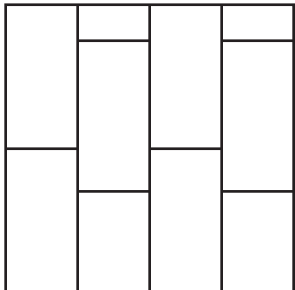
Rectangular  
front to back of the house



Rectangular  
side to side of the house



Rectangular 1/3 staggered  
front to back of the house



Rectangular 1/3 staggered  
side to side of the house



45 degree



Project: \_\_\_\_\_

Purchaser: \_\_\_\_\_

Plan #: \_\_\_\_\_

Purchaser: \_\_\_\_\_

Lot: \_\_\_\_\_

Date: \_\_\_\_\_

Model: \_\_\_\_\_

Upgrade #: \_\_\_\_\_