



Tile Installation Options

WALL TILE

Vertical stacked



\_\_\_\_\_

\_\_\_\_\_

\_\_\_\_\_

Horizontal stacked



\_\_\_\_\_

\_\_\_\_\_

\_\_\_\_\_

Vertical 1/3 offset brick

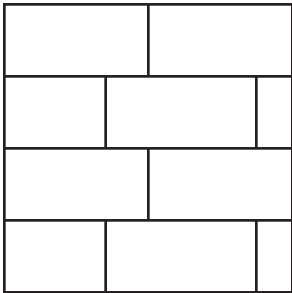


\_\_\_\_\_

\_\_\_\_\_

\_\_\_\_\_

Horizontal 1/3 offset brick

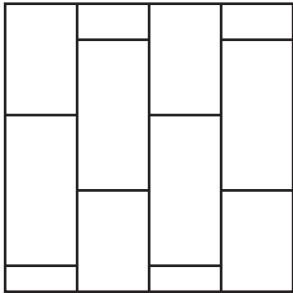


\_\_\_\_\_

\_\_\_\_\_

\_\_\_\_\_

Vertical brick

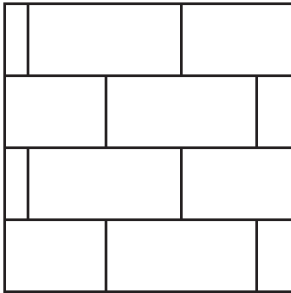


\_\_\_\_\_

\_\_\_\_\_

\_\_\_\_\_

Horizontal brick



\_\_\_\_\_

\_\_\_\_\_

\_\_\_\_\_

Project: \_\_\_\_\_

Purchaser: \_\_\_\_\_

Plan #: \_\_\_\_\_

Purchaser: \_\_\_\_\_

Lot: \_\_\_\_\_

Date: \_\_\_\_\_

Model: \_\_\_\_\_

Upgrade #: \_\_\_\_\_