

STANDARD PLAN WITH WALK-OUT BASEMENT:

PERCENT GLASS TO WALL AREA = 8.4%

NOTE:  
HEEL ON ALL TRUSSES  
(SEE MANUFACTURER) ALL  
UNDERSIDE OF FASCIA TO  
BE FLUSH WITH TOP PLATE

FINISH GRADE

— FOUNDATION CHECK  
SEE GRADE PLAN  
(TYP.)

T/O FOOTING \_\_\_\_\_  
U/S OF FOOTING \_\_\_\_\_

SCALE:  $3/16" = 1'-0"$

## A1a


**Valecraft**  
Homes Ltd.

- PERSONAL BCIN #19896
- TARIION REGISTRATION NUMBER #611

\*\* SEE SIGNED SCHEDULE 1: DESIGNER INFORMATION FORM \*\*

THIS DRAWING IS TO BE USED IN CONJUNCTION WITH SCHEDULE B-1A AND ANY 680'S AND MAY SHOW ONLY SOME OF THE CHANGES DETAILED ON THAT DOCUMENT. SHOULD THE DRAWINGS NOT SHOW ALL ITEMS CONTAINED ON A SCHEDULE OR MISS OTHER ITEMS ALTOGETHER, THE SCHEDULE IS CONSIDERED THE GOVERNING DOCUMENT.

ALL CONTRACTORS SHALL PERFORM THEIR WORK WHETHER DESCRIBED OR NOT, ACCORDING TO THE APPLICABLE BUILDING CODE REQUIREMENTS AND MUNICIPAL REGULATIONS.

THE GENERAL CONTRACTOR SHALL CHECK AND VERIFY ALL DIMENSIONS AND REPORT ERRORS AND OMISSIONS TO VALECRAFT'S ARCHITECTURAL DEPARTMENT.

NO DIMENSION SHOULD BE SCALED ON DRAWINGS.

THE GENERAL CONTRACTOR OR SUB-CONTRACTORS WILL BE HELD RESPONSIBLE FOR ALL WORK DONE ON THE CONSTRUCTION SITE.

EXTERIOR FINISH LEGEND:

- B - BRICK (MAIN)
- B1 - BRICK SOLDIER COURSE (ACCENT)
- B2 - BRICK SOLDIER COURSE (ACCENT)  
20mm PROUD
- B3 - BRICK SLEEPER COURSE
- B4 - STACK BAND (ACCENT)
- B5 - BRICK SILL (ACCENT)
- B6 - BRICK ROW LOCK (ACCENT)
- B7 - BRICK CORRELLING
- B8 - BRICK COINING 20mm PROUD
- +20 - BRICK 20mm PROUD
- 20 - BRICK 20mm RECESSED
- S - SIDING (HORIZONTAL)
- ST - STONE VENEER
- T - TRIM 200mm COVE SIDING
- AF - ALUMINUM FASCIA
- AC - ALUMINUM CLADDING
- AB - 48" ALUMINUM BAND
- AS - ASPHALT SHINGLES
- F - FLASHING
- V - ROOF VENT (MAXIMUM)
- P - PARING
- PC - PARING
- PC10 - PRECAST HEADER 10"
- PC8 - PRECAST HEADER 8"
- PCS - PRECAST SILL
- PCB - PRECAST BAND
- VS - VINYL SHAKES
- VEC - SIDING (VERTICAL CORNER)

[illegible]

REV-2	STRUCTURAL REVISION #1	09/14/2018	VH
REV-1	NEW STANDARD DRWG MODIFICATION	20/06/2018	DOYON
NO.	DESCRIPTION	DATE	BY

ADDRESS: XX	SCALE: 3/16" = 1'-0"	DATE: XX/XX/XXXX
----------------	-------------------------	---------------------

(STANDARD DRAWINGS)

SHEET:  
**A1a**

STANDARD PLAN WITH WALK-OUT BASEMENT:

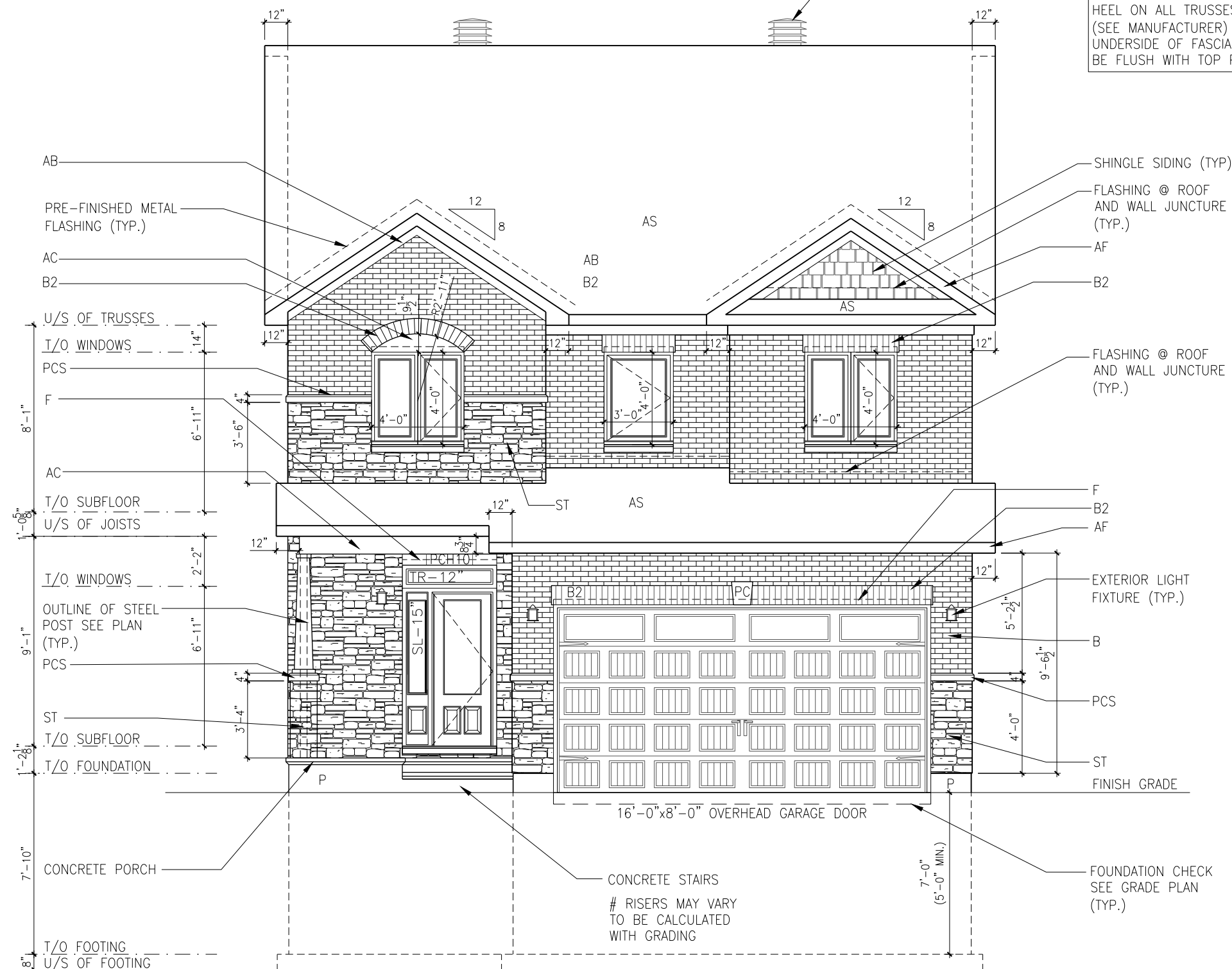
GROSS INSULATED = 324.4 M. SQ.  
WALL AREA

GROSS WINDOW = 26.65 M. SQ.  
AREA

PERCENT GLASS TO WALL AREA = 8.2%

— PROVIDE MAXIMUM VENT AND  
INSTALL AS PER 9.19.1 OF THE O.B.C.  
(MIN. 25% AT TOP AND MIN. 25% AT BOTTOM)

NOTE:  
HEEL ON ALL TRUSSES  
(SEE MANUFACTURER) ALL  
UNDERSIDE OF FASCIA TO  
BE FLUSH WITH TOP PLATE



SCALE: 3/16" = 1'-0"



**Valecraft**  
Homes Ltd.

- PERSONAL BCIN #19896
- TARIION REGISTRATION NUMBER #611

**\*\* SEE SIGNED SCHEDULE 1: DESIGNER INFORMATION FORM \*\***

THIS DRAWING IS TO BE USED IN CONJUNCTION WITH SCHEDULE B-1A AND ANY 680'S AND MAY SHOW ONLY SOME OF THE CHANGES DETAILED ON THAT DOCUMENT. SHOULD THE DRAWINGS NOT SHOW ALL ITEMS CONTAINED ON A SCHEDULE OR MISS OTHER ITEMS ALTOGETHER, THE SCHEDULE IS CONSIDERED THE GOVERNING DOCUMENT.

ALL CONTRACTORS SHALL PERFORM THEIR WORK WHETHER DESCRIBED OR NOT, ACCORDING TO THE APPLICABLE BUILDING CODE REQUIREMENTS AND MUNICIPAL REGULATIONS.

THE GENERAL CONTRACTOR SHALL CHECK AND VERIFY ALL DIMENSIONS AND REPORT ERRORS AND OMISSIONS TO VALECRAFT'S ARCHITECTURAL DEPARTMENT.

NO DIMENSION SHOULD BE SCALED ON DRAWINGS.

THE GENERAL CONTRACTOR OR SUB-CONTRACTORS WILL BE HELD RESPONSIBLE FOR ALL WORK DONE ON THE CONSTRUCTION SITE.

EXTERIOR FINISH LEGEND:

- B - BRICK (MAIN)
- B1 - BRICK SOLDIER COURSE (ACCENT)
- B2 - BRICK SOLDIER COURSE (ACCENT), 20mm PROUD
- B3 - BRICK SLEEPER COURSE
- B4 - STACK BOND (ACCENT)
- B5 - BRICK SILL (ACCENT)
- B6 - BRICK ROW LOCK (ACCENT)
- B7 - BRICK CORRELLING
- B8 - BRICK COMING 20mm PROUD
- +20 - BRICK 20mm PROUD
- 20 - BRICK 20mm RECESSED
- S - SIDING (HORIZONTAL)
- ST - STONE VENEER
- T - TRIM 200mm COVE SIDING
- AF - ALUMINUM FASCIA
- AC - ALUMINUM CLADDING
- AB - 48" ALUMINUM BAND
- AS - ASPHALT SHINGLES
- F - FLASHING
- V - FLASH VENT (MAXIMUM)
- P - PARGING
- PC - PARGING
- PC10H - PRECAST HEADER 10"
- PC8 - PRECAST HEADER 8"
- PCS - PRECAST SILL
- PCB - PRECAST BAND
- VS - VINYL SHAKES
- VEC - VEC (VERTICAL CORNER)


DRAWING: **3 BEDROOM  
ELEVATION A - RIGHT**

ADDRESS: XX	SCALE: 3/16" = 1'-0"	DATE: XX/XX/XXXX
----------------	-------------------------	---------------------

825 - THE BRADLEY  
2018 FOOTPRINT

SHEET:  
**A2a**

NOTE:  
HEEL ON ALL TRUSSES  
(SEE MANUFACTURER) ALL  
UNDERSIDE OF FASCIA TO  
BE FLUSH WITH TOP PLATE

— PROVIDE MAXIMUM VENT AND  
INSTALL AS PER 9.19.1 OF THE O.B.C.  
(MIN. 25% AT TOP AND MIN. 25% AT BOTTOM)

— PRE-FINISHED METAL  
FLASHING (TYP.)

—FLASHING @ ROOF  
AND WALL JUNCTURE  
(TYP.)

T/O SUBFLOOR

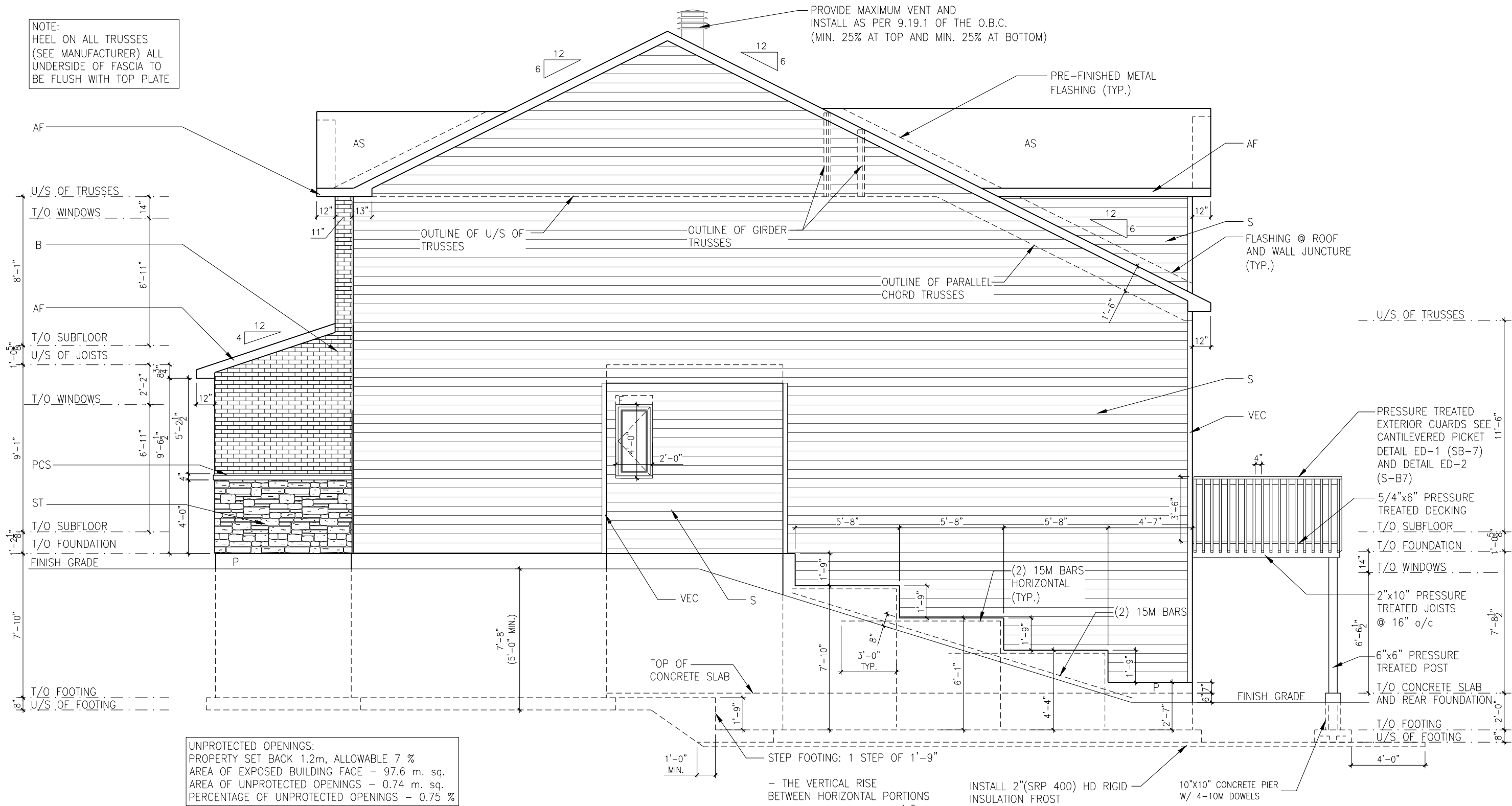
PRESSURE TREATED  
WOOD DECK ON STEEL  
ANGLE BOLTED TO  
FOUNDATION. EXTERIOR  
GUARDS SEE CANTILEVERED  
PICKET DETAIL ED-1 (SB-7)  
AND DETAIL ED-2 (S-B7)

<p>UNPROTECTED OPENINGS:  PROPERTY SET BACK 1.2m, ALLOWABLE 7 %  AREA OF EXPOSED BUILDING FACE – 89.3 m. sq.  AREA OF UNPROTECTED OPENINGS – 0.74 m. sq.  PERCENTAGE OF UNPROTECTED OPENINGS – 0.82</p>
---

### 3 BEDROOM - ELEVATION A - RIGHT

SCALE: 3/16" = 1'-0"

NOTE:  
HEEL ON ALL TRUSSES  
(SEE MANUFACTURER) ALL  
UNDERSIDE OF FASCIA TO  
BE FLUSH WITH TOP PLATE



WALK-OUT BASEMENT - 3 BEDROOM - ELEVATION A - RIGHT

SCALE: 3/16" = 1'-0"

LOT: XXXX  
DATE: XX/XX/XXXX



A - ALL CONTRACTORS SHALL PERFORM THEIR WORK WHETHER DESCRIBED OR NOT, ACCORDING TO THE APPLICABLE BUILDING CODE REQUIREMENTS AND MUNICIPAL REGULATIONS.  
B - THE GENERAL CONTRACTOR SHALL CHECK AND VERIFY ALL DIMENSIONS AND REPORT ERRORS AND OMISSIONS TO VALECRAFT'S ARCHITECTURAL DEPARTMENT.  
C - NO DIMENSION SHOULD BE SCALED ON DRAWINGS.  
D - THE GENERAL CONTRACTOR OR SUB-CONTRACTORS WILL BE HELD RESPONSIBLE FOR ALL WORK DONE ON THE CONSTRUCTION SITE.  
E - THIS DRAWING IS TO BE USED IN CONJUNCTION WITH SCHEDULE B-1A AND ANY 680'S AND MAY SHOW ONLY SOME OF THE CHANGES DETAILED ON THAT DOCUMENT. SHOULD THE DRAWINGS NOT SHOW ALL ITEMS CONTAINED ON A SCHEDULE OR MISS OTHER ITEMS TOGETHER, THE SCHEDULE IS CONSIDERED THE GOVERNING DOCUMENT.

I, MARC-ANDRE DECOEUR, ARCHITECTURAL MANAGER FOR VALECRAFT HOMES LTD., HAVE REVIEWED THE FOLLOWING DOCUMENTS AND TAKE RESPONSIBILITY FOR THE DESIGN ACTIVITIES.			
- PERSONAL BCIN #44555			
- TARIION REGISTRATION NUMBER #611			
** SEE SIGNED SCHEDULE 1: DESIGNER INFORMATION FORM **			
REV-1	NEW STANDARD DRWG MODIFICATION	20/06/2018	DOYON
NO.	DESCRIPTION	DATE	BY

EXTERIOR FINISH LEGEND:

- B - BRICK (MAIN)
- B1 - BRICK SOLDIER COURSE (ACCENT)
- B2 - BRICK SOLDIER COURSE (ACCENT) + 20mm PROUD
- B3 - BRICK SLEEPER COURSE
- B4 - STACK BOND (ACCENT)
- B5 - BRICK SILL (ACCENT)
- B6 - BRICK ROW LOCK (ACCENT)
- B7 - BRICK CORRELLING
- B8 - BRICK CORNING 20mm PROUD
- +20 - BRICK 20mm PROUD
- 20 - BRICK 20mm RECESSED
- S - SIDING (HORIZONTAL)
- ST - STONE VENEER
- T - TRIM 200mm COVE SIDING
- AF - ALUMINUM FASCIA
- AC - ALUMINUM CLADDING
- AB - 48" ALUMINUM BAND
- AS - ASPHALT SHINGLES
- F - FLASHING
- V - ROOF VENT (MAXIMUM)
- P - PARGING
- PC - PARING
- PCH10 - PRECAST HEADER 10"

- PCH8 - PRECAST HEADER 8"
- PCS - PRECAST SILL
- PCB - PRECAST BAND
- VS - VINYL SHAKES
- VEC - SIDING (VERTICAL CORNER)

2012 O.B.C. DRAWINGS

DRAWING: WALK-OUT BASEMENT  
3 BED - ELEV. A - RIGHT

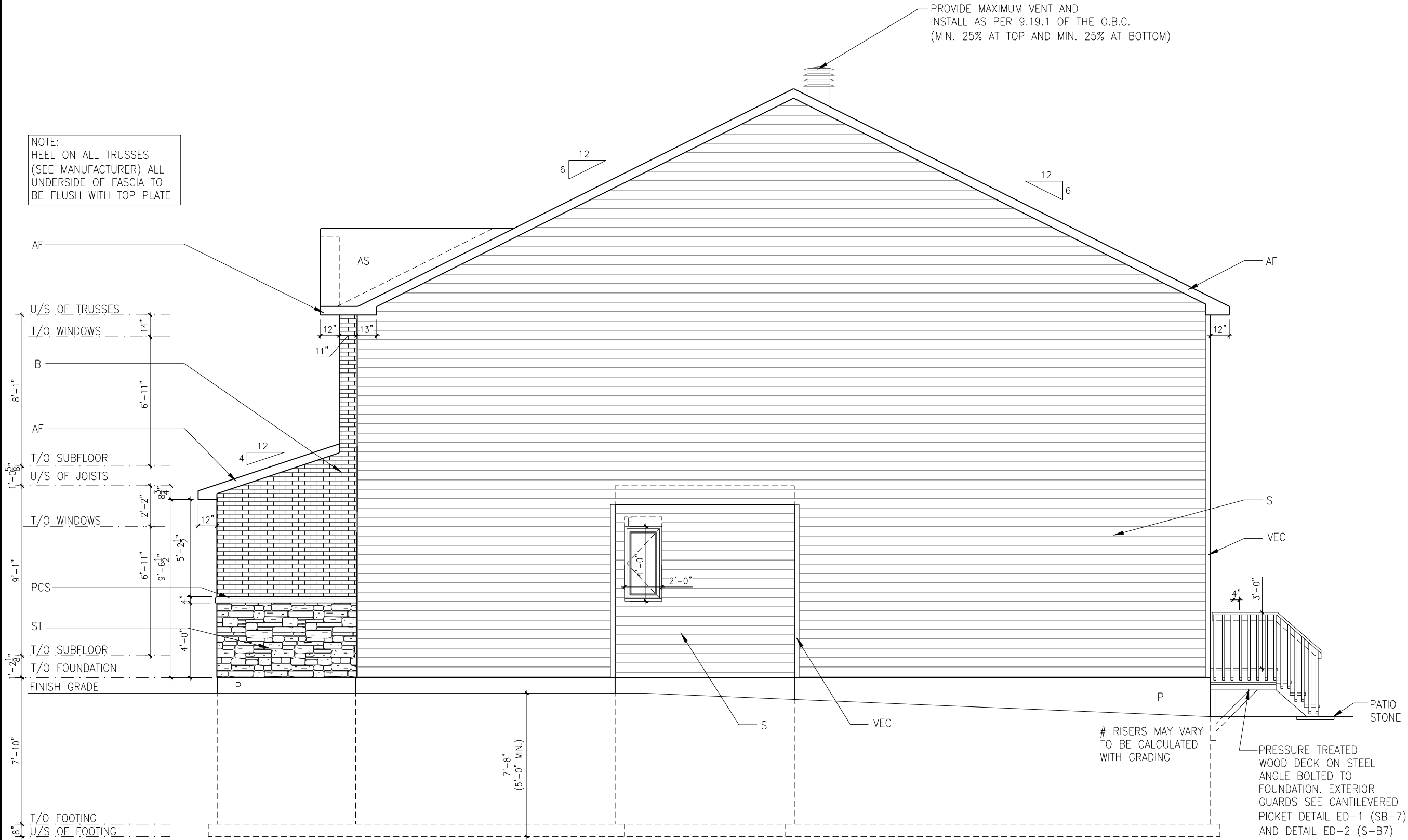
ADDRESS: XX | SCALE: 3/16" = 1'-0" | DATE: XX/XX/XXXX

825 - THE BRADLEY  
2018 FOOTPRINT  
(STANDARD DRAWINGS)

SHEET: A2a



NOTE:  
HEEL ON ALL TRUSSES  
(SEE MANUFACTURER) ALL  
UNDERSIDE OF FASCIA TO  
BE FLUSH WITH TOP PLATE



UNPROTECTED OPENINGS:  
PROPERTY SET BACK 1.2m, ALLOWABLE 7 %  
AREA OF EXPOSED BUILDING FACE - 89.3 m. sq.  
AREA OF UNPROTECTED OPENINGS - 0.74 m. sq.  
PERCENTAGE OF UNPROTECTED OPENINGS - 0.82 %

4 BEDROOM - ELEVATION A - RIGHT

SCALE: 3/16" = 1'-0"

LOT: XXXX  
DATE: XX/XX/XXXX



I, DANIEL GUERIN, ARCHITECTURAL MANAGER FOR  
VALECRAFT HOMES LTD., HAVE REVIEWED THE FOLLOWING DOCUMENTS  
AND TAKE RESPONSIBILITY FOR THE DESIGN ACTIVITIES.

- PERSONAL BCIN #19896
- TARIION REGISTRATION NUMBER #611

\*\* SEE SIGNED SCHEDULE 1: DESIGNER INFORMATION FORM \*\*

THIS DRAWING IS TO BE USED IN CONJUNCTION WITH SCHEDULE  
B-1A AND ANY 680'S AND MAY SHOW ONLY SOME OF THE CHANGES  
DETAILED ON THAT DOCUMENT. SHOULD THE DRAWINGS NOT SHOW  
ALL ITEMS CONTAINED ON A SCHEDULE OR MISS OTHER ITEMS  
ALTOGETHER, THE SCHEDULE IS CONSIDERED THE GOVERNING  
DOCUMENT.

ALL CONTRACTORS SHALL PERFORM THEIR WORK WHETHER  
DESCRIBED OR NOT, ACCORDING TO THE APPLICABLE BUILDING  
CODE REQUIREMENTS AND MUNICIPAL REGULATIONS.

THE GENERAL CONTRACTOR SHALL CHECK AND VERIFY ALL  
DIMENSIONS AND REPORT ERRORS AND OMISSIONS TO VALECRAFT'S  
ARCHITECTURAL DEPARTMENT.

NO DIMENSION SHOULD BE SCALED ON DRAWINGS.

THE GENERAL CONTRACTOR OR SUB-CONTRACTORS WILL BE HELD  
RESPONSIBLE FOR ALL WORK DONE ON THE CONSTRUCTION SITE.

EXTERIOR FINISH LEGEND:

- B - BRICK (MAIN)
- B1 - BRICK SOLDIER COURSE (ACCENT)
- B2 - BRICK SOLDIER COURSE (ACCENT)  
+ 20mm PROUD
- B3 - BRICK SLEEPER COURSE
- B4 - STACK BOND (ACCENT)
- B5 - BRICK SILL (ACCENT)
- B6 - BRICK ROW LOCK (ACCENT)
- B7 - BRICK CORBELLING
- B8 - BRICK COINING 20mm PROUD
- +20 - BRICK 20mm PROUD
- 20 - BRICK 20mm RECESSED
- S - SIDING (HORIZONTAL)
- ST - STONE VENEER
- T - TRIM 200mm COVE SIDING
- AF - ALUMINUM FASCIA
- AC - ALUMINUM CLADDING
- AB - 48" ALUMINUM BAND
- AS - ASPHALT SHINGLES
- F - FLASHING
- V - ROOF VENT (MAXIMUM)
- P - PARGING
- PC - PARGING
- PCH10 - PRECAST HEADER 10"
- PCH8 - PRECAST HEADER 8"
- PCS - PRECAST SILL
- PCB - PRECAST BAND
- VS - VINYL SHAKES
- VEC - SIDING (VERTICAL CORNER)

#### 2012 O.B.C. DRAWINGS


REV-2	STRUCTURAL REVISION #1	09/14/2018	VH
REV-1	NEW STANDARD DRWG MODIFICATION	20/06/2018	DOYON
NO.	DESCRIPTION	DATE	BY

#### 4 BEDROOM ELEVATION A - RIGHT

ADDRESS: XX SCALE: 3/16" = 1'-0" DATE: XX/XX/XXXX

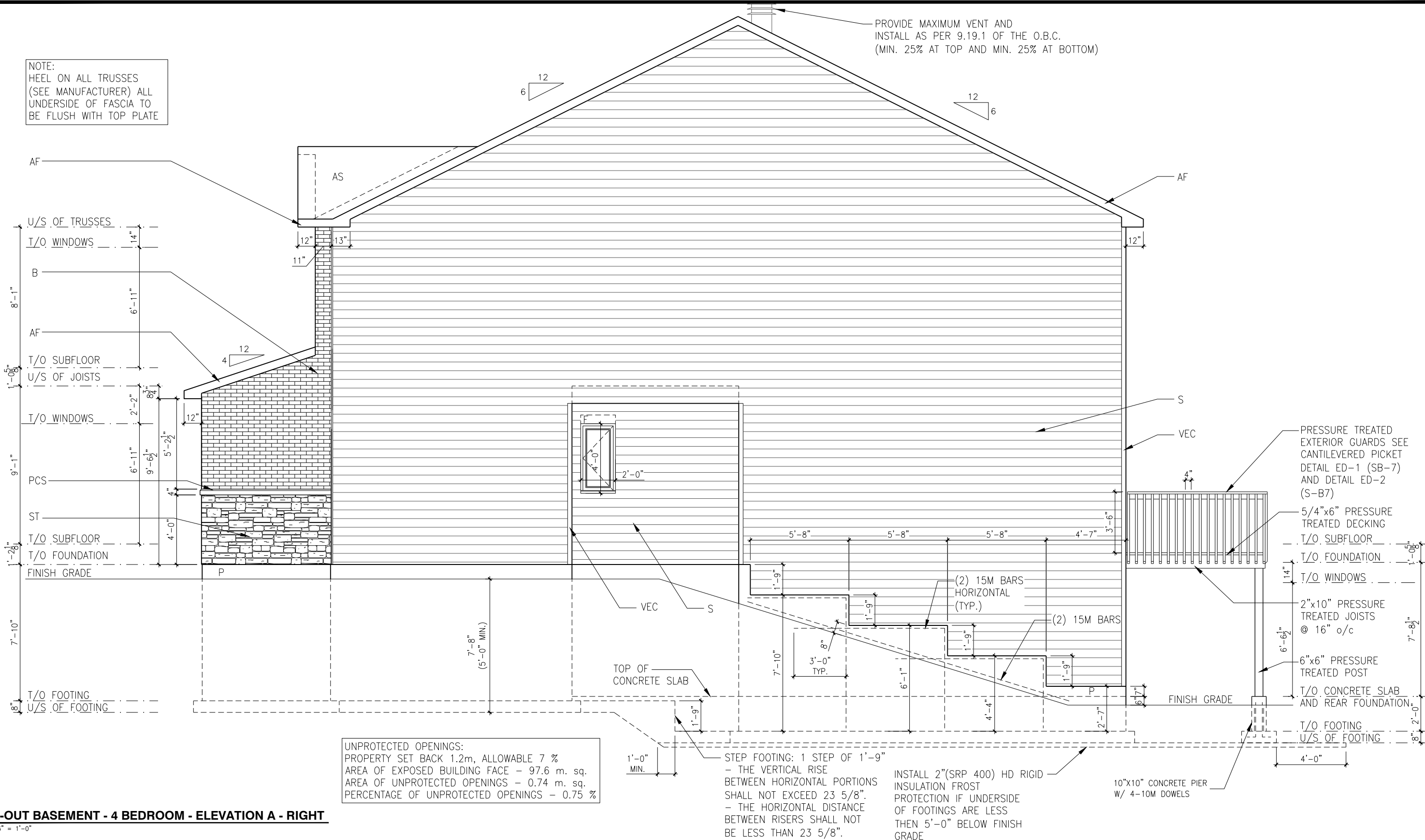
825 - THE BRADLEY  
2018 FOOTPRINT

(STANDARD DRAWINGS)

SHEET:

A2a

NOTE:  
HEEL ON ALL TRUSSES  
(SEE MANUFACTURER) ALL  
UNDERSIDE OF FASCIA TO  
BE FLUSH WITH TOP PLATE



WALK-OUT BASEMENT - 4 BEDROOM - ELEVATION A - RIGHT

SCALE: 3/16" = 1'-0"

LOT: XXXX  
DATE: XX/XX/XXXX



A - ALL CONTRACTORS SHALL PERFORM THEIR WORK WHETHER DESCRIBED OR NOT, ACCORDING TO THE APPLICABLE BUILDING CODE REQUIREMENTS AND MUNICIPAL REGULATIONS.  
B - THE GENERAL CONTRACTOR SHALL CHECK AND VERIFY ALL DIMENSIONS AND REPORT ERRORS AND OMISSIONS TO VALECRAFT'S ARCHITECTURAL DEPARTMENT.  
C - NO DIMENSION SHOULD BE SCALED ON DRAWINGS.  
D - THE GENERAL CONTRACTOR OR SUB-CONTRACTORS WILL BE HELD RESPONSIBLE FOR ALL WORK DONE ON THE CONSTRUCTION SITE.  
E - THIS DRAWING IS TO BE USED IN CONJUNCTION WITH SCHEDULE B-1A AND ANY 680'S AND MAY SHOW ONLY SOME OF THE CHANGES DETAILED ON THAT DOCUMENT. SHOULD THE DRAWINGS NOT SHOW ALL ITEMS CONTAINED ON A SCHEDULE OR MISS OTHER ITEMS ALTOGETHER, THE SCHEDULE IS CONSIDERED THE GOVERNING DOCUMENT.

I, MARC-ANDRE DECOEUR, ARCHITECTURAL MANAGER FOR VALECRAFT HOMES LTD., HAVE REVIEWED THE FOLLOWING DOCUMENTS AND TAKE RESPONSIBILITY FOR THE DESIGN ACTIVITIES.

- PERSONAL BCIN #44555  
- TARIION REGISTRATION NUMBER #611

\*\* SEE SIGNED SCHEDULE 1: DESIGNER INFORMATION FORM \*\*

REV	DESCRIPTION	DATE	BY
REV-1	NEW STANDARD DRWG MODIFICATION	20/06/2018	DOYON

EXTERIOR FINISH LEGEND:

B - BRICK (MAIN)  
B1 - BRICK SOLDIER COURSE (ACCENT)  
B2 - BRICK SOLDIER COURSE (ACCENT)  
+ 20mm PROUD  
B3 - BRICK SLEEPER COURSE  
B4 - STACK BOND (ACCENT)  
B5 - BRICK SILL (ACCENT)  
B6 - BRICK ROW LOCK (ACCENT)  
B7 - BRICK CORRELLING  
B8 - BRICK CORNING 20mm PROUD  
+20 - BRICK 20mm PROUD  
-20 - BRICK 20mm RECESSED  
S - SIDING (HORIZONTAL)  
ST - STONE VENEER  
T - TRIM 200mm COVE SIDING  
AF - ALUMINUM FASCIA  
AC - ALUMINUM CLADDING  
AB - 48" ALUMINUM BAND  
AS - ASPHALT SHINGLES  
F - FLASHING  
V - ROOF VENT (MAXIMUM)  
P - PARGING  
PC - PARGING  
PCH10 - PRECAST HEADER 10"

PCH8 - PRECAST HEADER 8"  
PCS - PRECAST SILL  
PCB - PRECAST BAND  
VS - VINYL SHAKES  
VEC - SIDING (VERTICAL CORNER)

2012 O.B.C. DRAWINGS

DRAWING: WALK-OUT BASEMENT  
4 BED - ELEV. A - RIGHT

ADDRESS: XX | SCALE: 3/16" = 1'-0" | DATE: XX/XX/XXXX

825 - THE BRADLEY  
2018 FOOTPRINT  
(STANDARD DRAWINGS)

SHEET:  
A2a







**Valecraft**  
Homes Ltd.

- PERSONAL BCIN #19896
- TARIION REGISTRATION NUMBER #611

\*\* SEE SIGNED SCHEDULE 1: DESIGNER INFORMATION FORM \*\*

ALL CONTRACTORS SHALL PERFORM THEIR WORK WHETHER DESCRIBED OR NOT, ACCORDING TO THE APPLICABLE BUILDING CODE REQUIREMENTS AND MUNICIPAL REGULATIONS.

NO DIMENSION SHOULD BE SCALED ON DRAWINGS.

THE GENERAL CONTRACTOR OR SUB-CONTRACTORS WILL BE HELD RESPONSIBLE FOR ALL WORK DONE ON THE CONSTRUCTION SITE.

EXTERIOR FINISH LEGEND:

- B - BRICK (MAIN)
- B1 - BRICK SOLDIER COURSE (ACCENT)
- B2 - BRICK SOLDIER COURSE (ACCENT)  
20mm PROUD
- B3 - BRICK SLEEPER COURSE
- B4 - STACK BOND (ACCENT)
- B5 - BRICK SILL (ACCENT)
- B6 - BRICK ROW LOCK (ACCENT)
- B7 - BRICK CORRELLING
- B8 - BRICK COINING 20mm PROUD
- +20 - BRICK 20mm PROUD
- 20 - BRICK 20mm RECESSED
- S - SIDING (HORIZONTAL)
- ST - STONE VENEER
- T - TRIM 200mm COVE SIDING
- AF - ALUMINUM FASCIA
- AC - ALUMINUM CLADDING
- AB - 48" ALUMINUM BAND
- AS - ASPHALT SHINGLES
- F - FLASHING
- V - ROOF VENT (MAXIMUM)
- P - PARGING
- PC - PARGING
- PC10 - PRECAST HEADER 10"
- PC8 - PRECAST HEADER 8"
- PCS - PRECAST SILL
- PCB - PRECAST BAND
- V - VINYL SHAKES
- VC - SIDING (VERTICAL CORNER)


DRAWING: **4 BEDROOM  
ELEVATION A - LEFT**

ADDRESS: XX	SCALE: 3/16" = 1'-0"	DATE: XX/XX/XXXX
----------------	-------------------------	---------------------

(STANDARD DRAWINGS)

SHEET:  
**A3a**

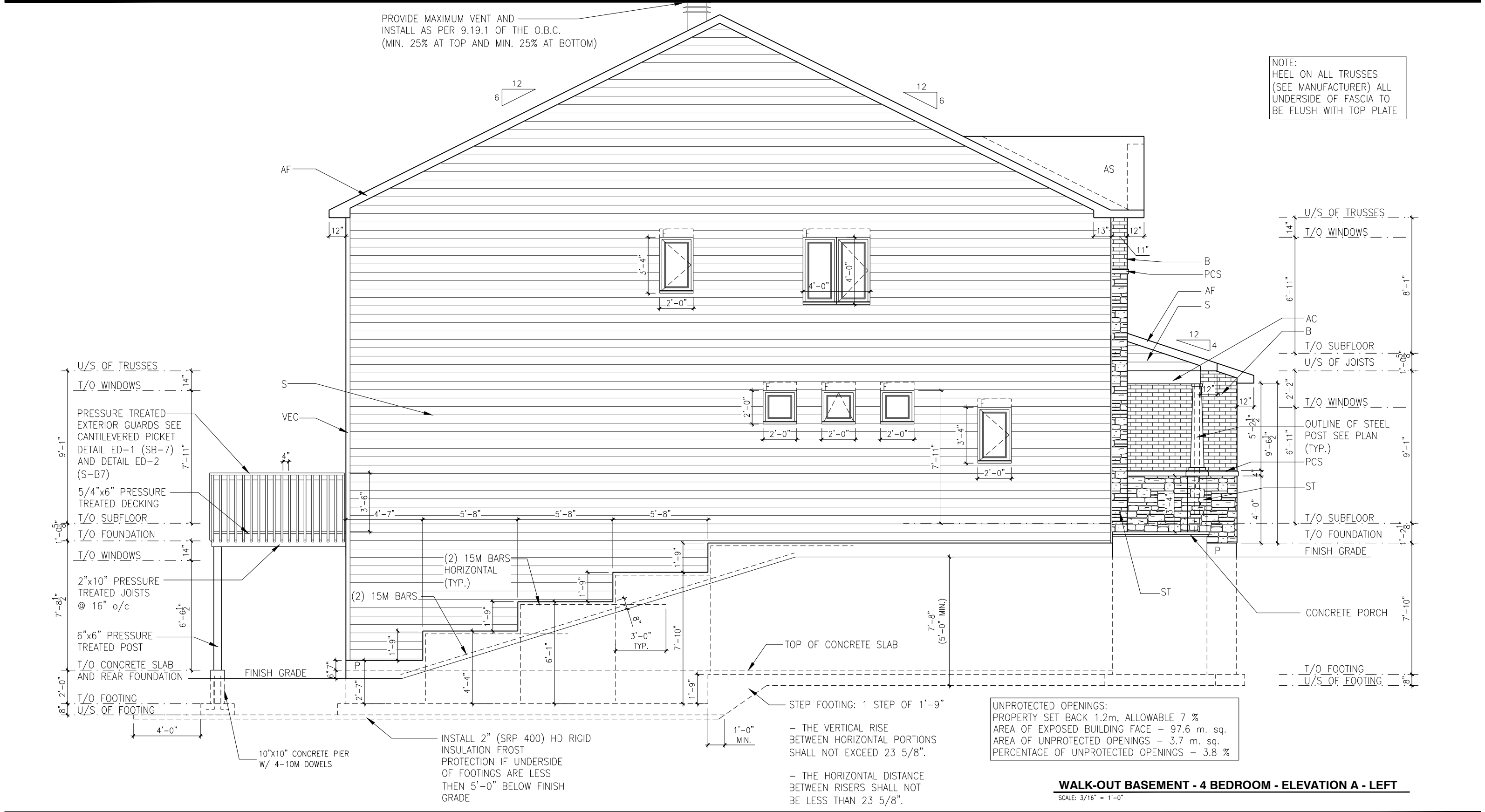
NOTE:  
HEEL ON ALL TRUSSES  
(SEE MANUFACTURER) ALL  
UNDERSIDE OF FASCIA TO  
BE FLUSH WITH TOP PLATE

PRESSURE TREATED  
WOOD DECK ON STEEL  
ANGLE BOLTED TO  
FOUNDATION. EXTERIOR  
GUARDS SEE CANTILEVERED  
PICKET DETAIL ED-1 (SB-7)  
AND DETAIL ED-2 (S-B7)

— PROVIDE G.I. METAL AREAWAY 2"  
ABOVE FINISHED GRADE & DRAIN  
TO WEEPER TILE. INSURE A CLEAR  
DISTANCE OF 22" FROM BUILDING  
FACE TO INSIDE OF WINDOW WELL.  
(TYP.) (SEE DETAIL SP-24)

<p>UNPROTECTED OPENINGS:  PROPERTY SET BACK 1.2m, ALLOWABLE 7 %  AREA OF EXPOSED BUILDING FACE – 89.3 m. sq.  AREA OF UNPROTECTED OPENINGS – 4.4 m. sq.  PERCENTAGE OF UNPROTECTED OPENINGS – 4.9 %</p>
---

SCALE: 3/16" = 1'-0"



LOT: XXXX  
DATE: XX/XX/XXXX

**Valecraft**  
Homes Ltd.

A - ALL CONTRACTORS SHALL PERFORM THEIR WORK WHETHER DESCRIBED OR NOT, ACCORDING TO THE APPLICABLE BUILDING CODE REQUIREMENTS AND MUNICIPAL REGULATIONS.  
B - THE GENERAL CONTRACTOR SHALL CHECK AND VERIFY ALL DIMENSIONS AND REPORT ERRORS AND OMISSIONS TO VALECRAFT'S ARCHITECTURAL DEPARTMENT.  
C - NO DIMENSION SHOULD BE SCALED ON DRAWINGS.  
D - THE GENERAL CONTRACTOR OR SUB-CONTRACTORS WILL BE HELD RESPONSIBLE FOR ALL WORK DONE ON THE CONSTRUCTION SITE.  
E - THIS DRAWING IS TO BE USED IN CONJUNCTION WITH SCHEDULE B-1A AND ANY 680'S AND MAY SHOW ONLY SOME OF THE CHANGES DETAILED ON THAT DOCUMENT; SHOULD THE DRAWINGS NOT SHOW ALL ITEMS CONTAINED ON A SCHEDULE OR MISS OTHER ITEMS ALTOGETHER, THE SCHEDULE IS CONSIDERED THE GOVERNING DOCUMENT.

I, MARC-ANDRÉ DECOEUR, ARCHITECTURAL MANAGER FOR  
VALECRAFT HOMES LTD., HAVE REVIEWED THE FOLLOWING DOCUMENTS  
AND TAKE RESPONSIBILITY FOR THE DESIGN ACTIVITIES.

- PERSONAL BCIN #44555  
- TARION REGISTRATION NUMBER #611

\*\* SEE SIGNED SCHEDULE 1: DESIGNER INFORMATION FORM \*\*

REV-1	NEW STANDARD DRWG MODIFICATION	20/06/2018	DOYON
NO.	DESCRIPTION	DATE	BY

EXTERIOR FINISH LEGEND:

B - BRICK (MAIN)	S - SIDING (HORIZONTAL)	PCB8 - PRECAST HEADER 8"
B1 - BRICK SOLDIER COURSE (ACCENT)	ST - STONE VENEER	PCS - PRECAST SILL
B2 - BRICK SOLDIER COURSE (ACCENT)	T - TRIM 200mm COVE SIDING	PCB - PRECAST BAND
B3 - BRICK SLEEPER COURSE	AF - ALUMINUM FASCIA	VS - VINYL SHAKES
B4 - STACK BOND (ACCENT)	AC - ALUMINUM CLADDING	VEC - SIDING (VERTICAL CORNER)
B5 - BRICK SILL (ACCENT)	AB - 48" ALUMINUM BAND	
B6 - BRICK ROW LOCK (ACCENT)	AS - ASPHALT SHINGLES	
B7 - BRICK CORRELLING	F - FLASHING	
B8 - BRICK CORNING 20mm PROUD	V - ROOF VENT (MAXIMUM)	
+20 - BRICK 20mm PROUD	P - PARGING	
-20 - BRICK 20mm RECESSED	PC - PARING	
	PCB10 - PRECAST HEADER 10"	

2012 O.B.C. DRAWINGS

DRAWING: WALK-OUT BASEMENT  
4 BED - ELEV. A - LEFT

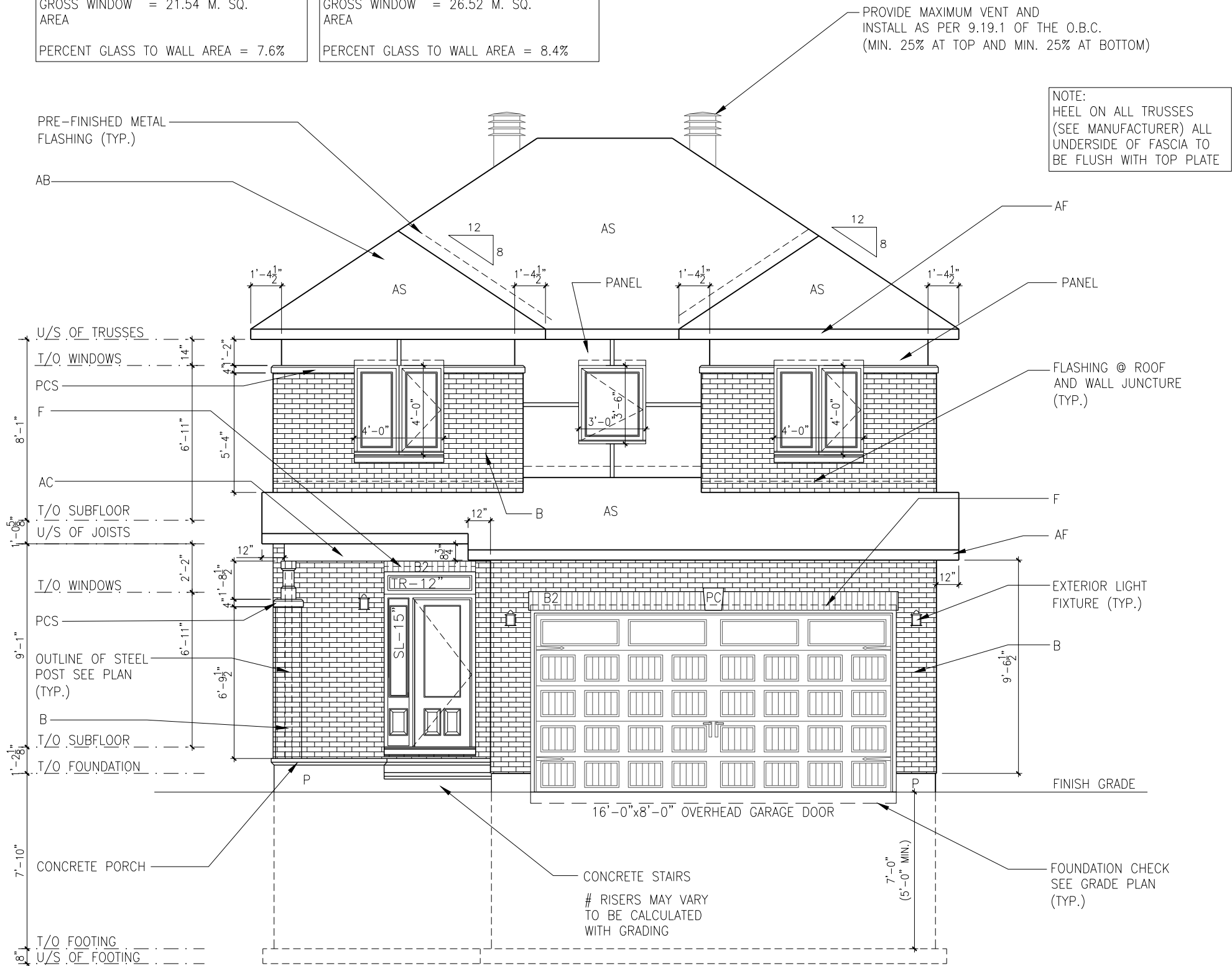
ADDRESS: XX SCALE: 3/16" = 1'-0" DATE: XX/XX/XXXX

825 - THE BRADLEY  
2018 FOOTPRINT  
(STANDARD DRAWINGS)

SHEET: A3a

STANDARD PLAN:  
GROSS INSULATED = 282.9 M. SQ.  
WALL AREA  
GROSS WINDOW = 21.54 M. SQ.  
AREA  
PERCENT GLASS TO WALL AREA = 7.6%

STANDARD PLAN WITH WALK-OUT BASEMENT:  
GROSS INSULATED = 315.5 M. SQ.  
WALL AREA  
GROSS WINDOW = 26.52 M. SQ.  
AREA  
PERCENT GLASS TO WALL AREA = 8.4%



LOT: XXXX  
DATE: XX/XX/XXXX



I, DANIEL GUERIN, ARCHITECTURAL MANAGER FOR VALECRAFT HOMES LTD., HAVE REVIEWED THE FOLLOWING DOCUMENTS AND TAKE RESPONSIBILITY FOR THE DESIGN ACTIVITIES.

- PERSONAL BCIN #19896
- TARIION REGISTRATION NUMBER #611

\*\* SEE SIGNED SCHEDULE 1: DESIGNER INFORMATION FORM \*\*

THIS DRAWING IS TO BE USED IN CONJUNCTION WITH SCHEDULE B-1A AND ANY 680'S AND MAY SHOW ONLY SOME OF THE CHANGES DETAILED ON THAT DOCUMENT. SHOULD THE DRAWINGS NOT SHOW ALL ITEMS CONTAINED ON A SCHEDULE OR MISS OTHER ITEMS TOGETHER, THE SCHEDULE IS CONSIDERED THE GOVERNING DOCUMENT.

ALL CONTRACTORS SHALL PERFORM THEIR WORK WHETHER DESCRIBED OR NOT, ACCORDING TO THE APPLICABLE BUILDING CODE REQUIREMENTS AND MUNICIPAL REGULATIONS.

THE GENERAL CONTRACTOR SHALL CHECK AND VERIFY ALL DIMENSIONS AND REPORT ERRORS AND OMISSIONS TO VALECRAFT'S ARCHITECTURAL DEPARTMENT.

NO DIMENSION SHOULD BE SCALED ON DRAWINGS.

THE GENERAL CONTRACTOR OR SUB-CONTRACTORS WILL BE HELD RESPONSIBLE FOR ALL WORK DONE ON THE CONSTRUCTION SITE.

EXTERIOR FINISH LEGEND:

- B - BRICK (MAIN)
- B1 - BRICK SOLDIER COURSE (ACCENT)
- B2 - BRICK SOLDIER COURSE (ACCENT) + 20mm PROUD
- B3 - BRICK SLEEPER COURSE
- B4 - STACK BOND (ACCENT)
- B5 - BRICK SILL (ACCENT)
- B6 - BRICK ROW LOCK (ACCENT)
- B7 - BRICK CORBELLING
- B8 - BRICK COINING 20mm PROUD
- +20 - BRICK 20mm PROUD
- 20 - BRICK 20mm RECESSED
- S - SIDING (HORIZONTAL)
- ST - STONE VENEER
- T - TRIM 200mm COVE SIDING
- AF - ALUMINUM FASCIA
- AC - ALUMINUM CLADDING
- AB - 48" ALUMINUM BAND
- AS - ASPHALT SHINGLES
- F - FLASHING
- V - ROOF VENT (MAXIMUM)
- P - PARGING
- PC - PARGING
- PCH10 - PRECAST HEADER 10"
- PCH8 - PRECAST HEADER 8"
- PCS - PRECAST SILL
- PCB - PRECAST BAND
- VS - VINYL SHAKES
- VEC - SIDING (VERTICAL CORNER)

### 2012 O.B.C. DRAWINGS

REV-2	STRUCTURAL REVISION #1	09/14/2018	VH
REV-1	NEW STANDARD DRWG MODIFICATION	20/06/2018	DOYON
NO.	DESCRIPTION	DATE	BY

### 3 BEDROOM ELEVATION B - FRONT

ADDRESS: XX SCALE: 3/16" = 1'-0" DATE: XX/XX/XXXX

825 - THE BRADLEY  
2018 FOOTPRINT  
(STANDARD DRAWINGS)

SHEET:

A1b

### 3 BEDROOM - ELEVATION B - FRONT

SCALE: 3/16" = 1'-0"



**Valecraft**  
Homes Ltd.

- PERSONAL BCIN #19896
- TARIION REGISTRATION NUMBER #611

\*\* SEE SIGNED SCHEDULE 1: DESIGNER INFORMATION FORM \*\*

THIS DRAWING IS TO BE USED IN CONJUNCTION WITH SCHEDULE B-1A AND ANY 680'S AND MAY SHOW ONLY SOME OF THE CHANGES DETAILED ON THAT DOCUMENT. SHOULD THE DRAWINGS NOT SHOW ALL ITEMS CONTAINED ON A SCHEDULE OR MISS OTHER ITEMS ALTOGETHER, THE SCHEDULE IS CONSIDERED THE GOVERNING DOCUMENT.

ALL CONTRACTORS SHALL PERFORM THEIR WORK WHETHER DESCRIBED OR NOT, ACCORDING TO THE APPLICABLE BUILDING CODE REQUIREMENTS AND MUNICIPAL REGULATIONS.

THE GENERAL CONTRACTOR SHALL CHECK AND VERIFY ALL DIMENSIONS AND REPORT ERRORS AND OMISSIONS TO VALECRAFT'S ARCHITECTURAL DEPARTMENT.

NO DIMENSION SHOULD BE SCALED ON DRAWINGS.

THE GENERAL CONTRACTOR OR SUB-CONTRACTORS WILL BE HELD RESPONSIBLE FOR ALL WORK DONE ON THE CONSTRUCTION SITE.

EXTERIOR FINISH LEGEND:

B - BRICK (MAIN)  
B1 - BRICK SOLDIER COURSE (ACCENT)  
B2 - BRICK SOLDIER COURSE (ACCENT)  
20mm PROUD  
B3 - BRICK SLEEPER COURSE  
B4 - STACK BAND (ACCENT)  
B5 - BRICK SILL (ACCENT)  
B6 - BRICK ROW LOCK (ACCENT)  
B7 - BRICK CORRELLING  
B8 - BRICK COINING 20mm PROUD  
+20 - BRICK 20mm PROUD  
-20 - BRICK 20mm RECESSED  
S - SIDING (HORIZONTAL)  
ST - STONE VENEER  
T - TRIM 200mm COVE SIDING  
AF - ALUMINUM FASCIA  
AC - ALUMINUM CLADDING  
AB - 48" ALUMINUM BAND  
AS - ASPHALT SHINGLES  
V - FLASHING  
R - ROOF VENT (MAXIMUM)  
P - PARGING  
PC - PARGING  
PCH10 - PRECAST HEADER 10"  
PCH8 - PRECAST HEADER 8"  
PCS - PRECAST SILL  
PCB - PRECAST BAND  
VS - VINYL SHAKES  
VEC - SIDING (VERTICAL CORNER)

[illegible]

DRAWING: **4 BEDROOM  
ELEVATION B - FRONT**

ADDRESS: XX	SCALE: 3/16" = 1'-0"	DATE: XX/XX/XXXX
----------------	-------------------------	---------------------

SHEET:  
**A1b**

STANDARD PLAN WITH WALK-OUT BASEMENT:

GROSS INSULATED = 324.4 M. SQ.  
WALL AREA

GROSS WINDOW = 26.52 M. SQ.  
AREA

PERCENT GLASS TO WALL AREA = 8.1%

— PROVIDE MAXIMUM VENT AND  
INSTALL AS PER 9.19.1 OF THE O.B.C.  
(MIN. 25% AT TOP AND MIN. 25% AT BOTTOM)

NOTE:  
HEEL ON ALL TRUSSES  
(SEE MANUFACTURER) ALL  
UNDERSIDE OF FASCIA TO  
BE FLUSH WITH TOP PLATE

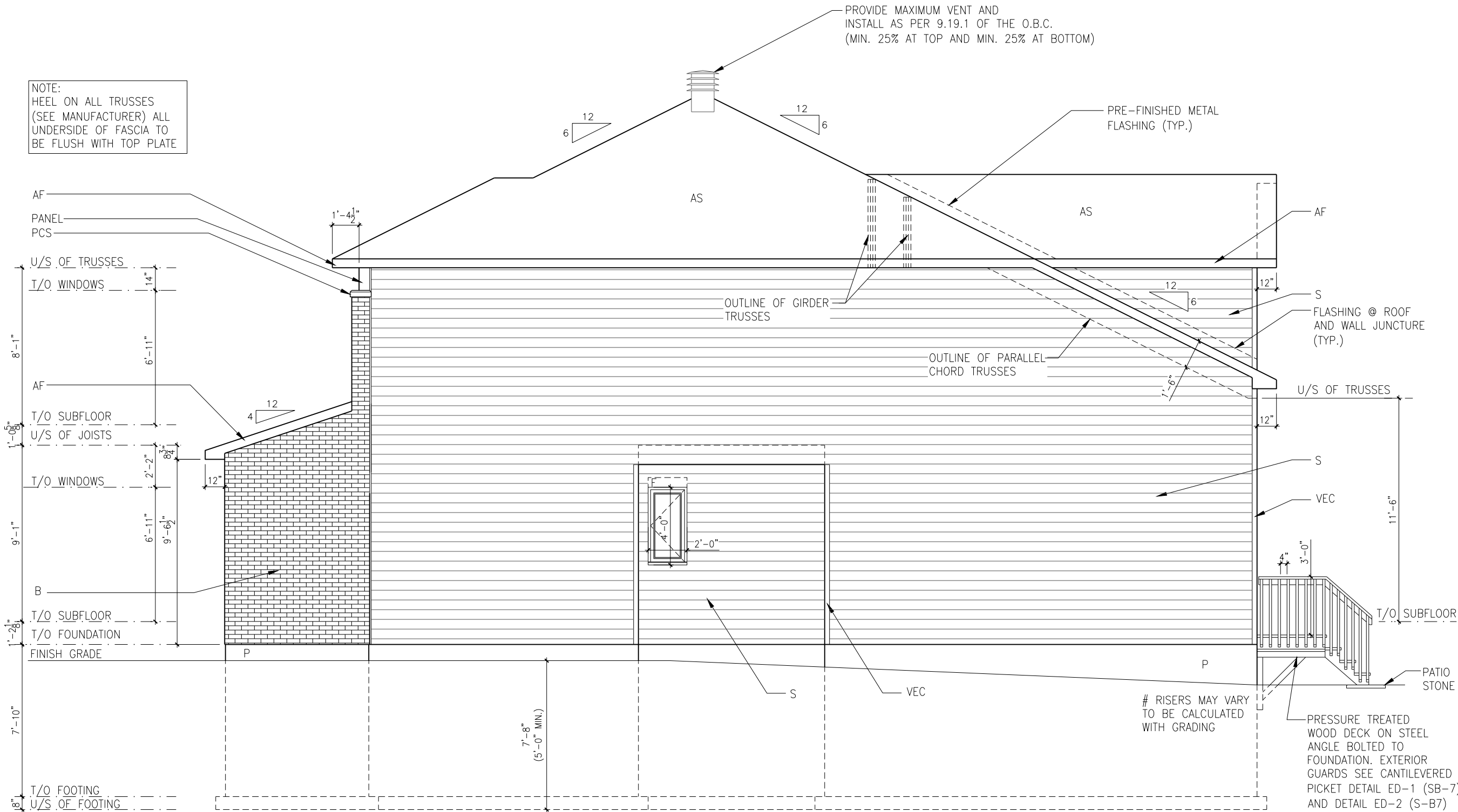
Architectural elevation drawing of a building facade. The drawing includes the following elements and dimensions:

- Roof:** Gabled roof with a 12/8 pitch. Roofing material is labeled "AS".
- Walls:** Brick walls. Siding material is labeled "B".
- Windows:**
  - Two double-hung windows on the upper level, each 4'-0" wide and 4'-0" high.
  - A single window on the lower level, 3'-0" wide and 4'-0" high.
  - Labels for window types: "U/S OF TRUSSES", "T/O WINDOWS", "PCS", "F", "AC", "T/O SUBFLOOR", "U/S OF JOISTS".
- Door:** A single door on the lower level, 3'-0" wide and 6'-11" high. Label: "SL-15".
- Garage Door:** A large overhead garage door, 16'-0" wide and 8'-0" high. Label: "16'-0\" x 8'-0\" OVERHEAD GARAGE DOOR".
- Foundation and Porch:**
  - Concrete porch and concrete stairs. Label: "CONCRETE PORCH", "CONCRETE STAIRS".
  - Foundation check label: "FOUNDATION CHECK SEE GRADE PLAN (TYP.)".
  - Labels for foundation: "T/O FOOTING", "U/S OF FOOTING".
- Other Labels:**
  - "PRE-FINISHED METAL FLASHING (TYP.)"
  - "FLASHING @ ROOF AND WALL JUNCTURE (TYP.)"
  - "EXTERIOR LIGHT FIXTURE (TYP.)"
  - "FINISH GRADE"
  - "HEEL ON ALL TRUSSES (SEE MANUFACTURER) UNDERSIDE OF FASCIA BE FLUSH WITH TOP"

SCALE: 3/16" = 1'-0"



NOTE:  
HEEL ON ALL TRUSSES  
(SEE MANUFACTURER) ALL  
UNDERSIDE OF FASCIA TO  
BE FLUSH WITH TOP PLATE



UNPROTECTED OPENINGS:  
PROPERTY SET BACK 1.2m, ALLOWABLE 7 %  
AREA OF EXPOSED BUILDING FACE - 89.3 m. sq.  
AREA OF UNPROTECTED OPENINGS - 0.74 m. sq.  
PERCENTAGE OF UNPROTECTED OPENINGS - 0.82 %

### 3 BEDROOM - ELEVATION B - RIGHT

SCALE: 3/16" = 1'-0"

LOT: XXXX

DATE: XX/XX/XXXX



**Valecraft**  
Homes Ltd.

I, DANIEL GUERIN, ARCHITECTURAL MANAGER FOR  
VALECRAFT HOMES LTD., HAVE REVIEWED THE FOLLOWING DOCUMENTS  
AND TAKE RESPONSIBILITY FOR THE DESIGN ACTIVITIES.

- PERSONAL BCIN #19896
- TARIION REGISTRATION NUMBER #611

\*\* SEE SIGNED SCHEDULE 1: DESIGNER INFORMATION FORM \*\*

THIS DRAWING IS TO BE USED IN CONJUNCTION WITH SCHEDULE  
B-1A AND ANY 680'S AND MAY SHOW ONLY SOME OF THE CHANGES  
DETAILED ON THAT DOCUMENT. SHOULD THE DRAWINGS NOT SHOW  
ALL ITEMS CONTAINED ON A SCHEDULE OR MISS OTHER ITEMS  
ALTOGETHER, THE SCHEDULE IS CONSIDERED THE GOVERNING  
DOCUMENT.

ALL CONTRACTORS SHALL PERFORM THEIR WORK WHETHER  
DESCRIBED OR NOT, ACCORDING TO THE APPLICABLE BUILDING  
CODE REQUIREMENTS AND MUNICIPAL REGULATIONS.

THE GENERAL CONTRACTOR SHALL CHECK AND VERIFY ALL  
DIMENSIONS AND REPORT ERRORS AND OMISSIONS TO VALECRAFT'S  
ARCHITECTURAL DEPARTMENT.

NO DIMENSION SHOULD BE SCALED ON DRAWINGS.

THE GENERAL CONTRACTOR OR SUB-CONTRACTORS WILL BE HELD  
RESPONSIBLE FOR ALL WORK DONE ON THE CONSTRUCTION SITE.

#### EXTERIOR FINISH LEGEND:

- B - BRICK (MAIN)
- B1 - BRICK SOLDIER COURSE (ACCENT)
- B2 - BRICK SOLDIER COURSE (ACCENT)
- + 20mm PROUD
- B3 - BRICK SLEEPER COURSE
- B4 - STACK BOND (ACCENT)
- B5 - BRICK SILL (ACCENT)
- B6 - BRICK ROW LOCK (ACCENT)
- B7 - BRICK CORBELLING
- B8 - BRICK COINING 20mm PROUD
- +20 - BRICK 20mm PROUD
- 20 - BRICK 20mm RECESSED
- S - SIDING (HORIZONTAL)
- ST - STONE VENEER
- T - TRIM 200mm COVE SIDING
- AF - ALUMINUM FASCIA
- AC - ALUMINUM CLADDING
- AB - 48" ALUMINUM BAND
- AS - ASPHALT SHINGLES
- F - FLASHING
- V - ROOF VENT (MAXIMUM)
- P - PARGING
- PC - PARGING
- PCH10 - PRECAST HEADER 10"
- PCH8 - PRECAST HEADER 8"
- PCS - PRECAST SILL
- PCB - PRECAST BAND
- VS - VINYL SHAKES
- VEC - SIDING (VERTICAL CORNER)

#### 2012 O.B.C. DRAWINGS

REV-2	STRUCTURAL REVISION #1	09/14/2018	VH
REV-1	NEW STANDARD DRWG MODIFICATION	20/06/2018	DOYON
NO.	DESCRIPTION	DATE	BY

#### DRAWING: 3 BEDROOM ELEVATION B - RIGHT

ADDRESS: xx SCALE: 3/16" = 1'-0" DATE: xx/xx/xxxx

825 - THE BRADLEY  
2018 FOOTPRINT

(STANDARD DRAWINGS)

SHEET:

A2b

NOTE:  
HEEL ON ALL TRUSSES  
(SEE MANUFACTURER) ALL  
UNDERSIDE OF FASCIA TO  
BE FLUSH WITH TOP PLATE

PROVIDE MAXIMUM VENT AND  
INSTALL AS PER 9.19.1 OF THE O.B.C.  
(MIN. 25% AT TOP AND MIN. 25% AT BOTTOM)

PRE-FINISHED METAL  
FLASHING (TYP.)

FLASHING @ ROOF  
AND WALL JUNCTURE  
(TYP.)

PRESSURE TREATED  
EXTERIOR GUARDS SEE  
CANTILEVERED PICKET  
DETAIL ED-1 (SB-7)  
AND DETAIL ED-2  
(S-B7)

5/4"x6" PRESSURE  
TREATED DECKING  
T/O SUBFLOOR

T/O FOUNDATION

T/O WINDOWS

2"x10" PRESSURE  
TREATED JOISTS  
@ 16" o/c

6"x6" PRESSURE  
TREATED POST

T/O CONCRETE SLAB  
AND REAR FOUNDATION

T/O FOOTING  
U/S OF FOOTING

10"x10" CONCRETE PIER  
W/ 4-10M DOWELS

INSTALL 2"(SRP 400) HD RIGID  
INSULATION FROST  
PROTECTION IF UNDERSIDE  
OF FOOTINGS ARE LESS  
THEN 5'-0" BELOW FINISH  
GRADE

THE VERTICAL RISE  
BETWEEN HORIZONTAL PORTIONS  
SHALL NOT EXCEED 23 5/8".  
THE HORIZONTAL DISTANCE  
BETWEEN RISERS SHALL NOT  
BE LESS THAN 23 5/8".

UNPROTECTED OPENINGS:  
PROPERTY SET BACK 1.2m, ALLOWABLE 7 %  
AREA OF EXPOSED BUILDING FACE - 97.6 m. sq.  
AREA OF UNPROTECTED OPENINGS - 0.74 m. sq.  
PERCENTAGE OF UNPROTECTED OPENINGS - 0.75 %

### WALK-OUT BASEMENT - 3 BEDROOM - ELEVATION B - RIGHT

SCALE: 3/16" = 1'-0"

LOT: XXXX  
DATE: XX/XX/XXXX



A - ALL CONTRACTORS SHALL PERFORM THEIR WORK WHETHER DESCRIBED OR NOT, ACCORDING TO THE APPLICABLE BUILDING CODE REQUIREMENTS AND MUNICIPAL REGULATIONS.  
B - THE GENERAL CONTRACTOR SHALL CHECK AND VERIFY ALL DIMENSIONS AND REPORT ERRORS AND OMISSIONS TO VALECRAFT'S ARCHITECTURAL DEPARTMENT.  
C - NO DIMENSION SHOULD BE SCALED ON DRAWINGS.  
D - THE GENERAL CONTRACTOR OR SUB-CONTRACTORS WILL BE HELD RESPONSIBLE FOR ALL WORK DONE ON THE CONSTRUCTION SITE.  
E - THIS DRAWING IS TO BE USED IN CONJUNCTION WITH SCHEDULE B-1A AND ANY 680'S AND MAY SHOW ONLY SOME OF THE CHANGES DETAILED ON THAT DOCUMENT. SHOULD THE DRAWINGS NOT SHOW ALL ITEMS CONTAINED ON A SCHEDULE OR MISS OTHER ITEMS TOGETHER, THE SCHEDULE IS CONSIDERED THE GOVERNING DOCUMENT.

I, MARC-ANDRE DECOEUR, ARCHITECTURAL MANAGER FOR VALECRAFT HOMES LTD., HAVE REVIEWED THE FOLLOWING DOCUMENTS AND TAKE RESPONSIBILITY FOR THE DESIGN ACTIVITIES.

- PERSONAL BCIN #44555  
- TARIION REGISTRATION NUMBER #611

\*\* SEE SIGNED SCHEDULE 1: DESIGNER INFORMATION FORM \*\*

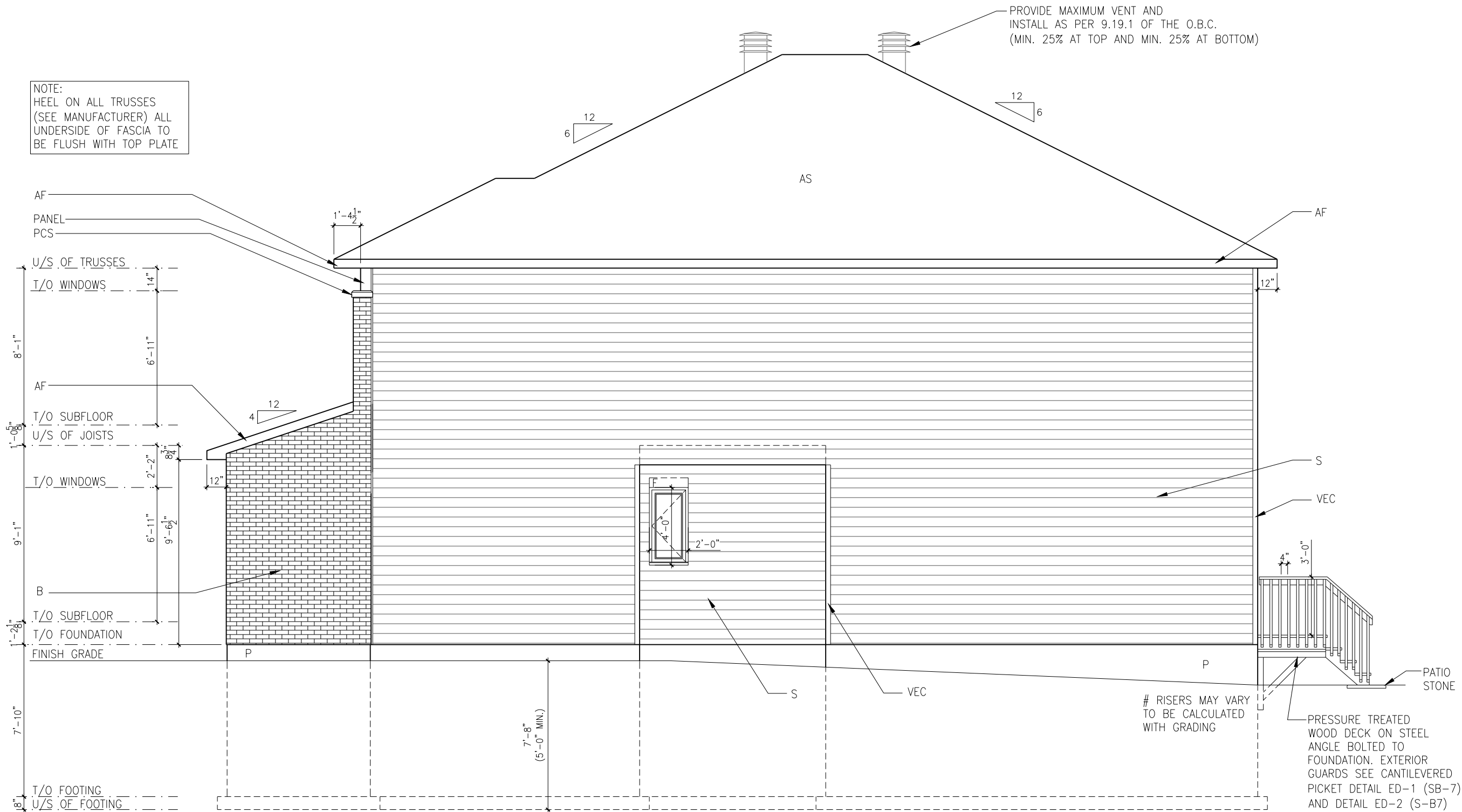
REV-1	NO.	DESCRIPTION	DATE	BY
NEW STANDARD DRWG MODIFICATION	20/06/2018	DOYON		

#### EXTERIOR FINISH LEGEND:

B - BRICK (MAIN)  
B1 - BRICK SOLDIER COURSE (ACCENT)  
B2 - BRICK SOLDIER COURSE (ACCENT)  
+ 20mm PROUD  
B3 - BRICK SLEEPER COURSE  
B4 - STACK BOND (ACCENT)  
B5 - BRICK SILL (ACCENT)  
B6 - BRICK ROW LOCK (ACCENT)  
B7 - BRICK CORRELLING  
B8 - BRICK CORNING 20mm PROUD  
+20 - BRICK 20mm PROUD  
-20 - BRICK 20mm RECESSED  
S - SIDING (HORIZONTAL)  
ST - STONE VENEER  
T - TRIM 200mm COVE SIDING  
AF - ALUMINUM FASCIA  
AC - ALUMINUM CLADDING  
AB - 48" ALUMINUM BAND  
AS - ASPHALT SHINGLES  
F - FLASHING  
V - ROOF VENT (MAXIMUM)  
P - PARGING  
PC - PARGING  
PCH10 - PRECAST HEADER 10"

PCH8 - PRECAST HEADER 8"  
PCS - PRECAST SILL  
PCB - PRECAST BAND  
VS - VINYL SHAKES  
VEC - SIDING (VERTICAL CORNER)

NOTE:  
HEEL ON ALL TRUSSES  
(SEE MANUFACTURER) ALL  
UNDERSIDE OF FASCIA TO  
BE FLUSH WITH TOP PLATE



4 BEDROOM - ELEVATION B - RIGHT  
SCALE: 3/16" = 1'-0"

LOT: XXXX  
DATE: XX/XX/XXXX



I, DANIEL GUERIN, ARCHITECTURAL MANAGER FOR  
VALECRAFT HOMES LTD., HAVE REVIEWED THE FOLLOWING DOCUMENTS  
AND TAKE RESPONSIBILITY FOR THE DESIGN ACTIVITIES.

- PERSONAL BCIN #19896
- TARIION REGISTRATION NUMBER #611

\*\* SEE SIGNED SCHEDULE 1: DESIGNER INFORMATION FORM \*\*

THIS DRAWING IS TO BE USED IN CONJUNCTION WITH SCHEDULE  
B-1A AND ANY 680'S AND MAY SHOW ONLY SOME OF THE CHANGES  
DETAILED ON THAT DOCUMENT. SHOULD THE DRAWINGS NOT SHOW  
ALL ITEMS CONTAINED ON A SCHEDULE OR MISS OTHER ITEMS  
ALTOGETHER, THE SCHEDULE IS CONSIDERED THE GOVERNING  
DOCUMENT.

ALL CONTRACTORS SHALL PERFORM THEIR WORK WHETHER  
DESCRIBED OR NOT, ACCORDING TO THE APPLICABLE BUILDING  
CODE REQUIREMENTS AND MUNICIPAL REGULATIONS.

THE GENERAL CONTRACTOR SHALL CHECK AND VERIFY ALL  
DIMENSIONS AND REPORT ERRORS AND OMISSIONS TO VALECRAFT'S  
ARCHITECTURAL DEPARTMENT.

NO DIMENSION SHOULD BE SCALED ON DRAWINGS.

THE GENERAL CONTRACTOR OR SUB-CONTRACTORS WILL BE HELD  
RESPONSIBLE FOR ALL WORK DONE ON THE CONSTRUCTION SITE.

EXTERIOR FINISH LEGEND:

- B - BRICK (MAIN)
- B1 - BRICK SOLDIER COURSE (ACCENT)
- B2 - BRICK SOLDIER COURSE (ACCENT)  
+ 20mm PROUD
- B3 - BRICK SLEEPER COURSE
- B4 - STACK BOND (ACCENT)
- B5 - BRICK SILL (ACCENT)
- B6 - BRICK ROW LOCK (ACCENT)
- B7 - BRICK CORBELLING
- B8 - BRICK COINING 20mm PROUD
- +20 - BRICK 20mm PROUD
- 20 - BRICK 20mm RECESSED
- S - SIDING (HORIZONTAL)
- ST - STONE VENEER
- T - TRIM 200mm COVE SIDING
- AF - ALUMINUM FASCIA
- AC - ALUMINUM CLADDING
- AB - 48" ALUMINUM BAND
- AS - ASPHALT SHINGLES
- F - FLASHING
- V - ROOF VENT (MAXIMUM)
- P - PARGING
- PC - PARGING
- PCH10 - PRECAST HEADER 10"
- PCH8 - PRECAST HEADER 8"
- PCS - PRECAST SILL
- PCB - PRECAST BAND
- VS - VINYL SHAKES
- VEC - SIDING (VERTICAL CORNER)

2012 O.B.C. DRAWINGS


REV-2	STRUCTURAL REVISION #1	09/14/2018	VH
REV-1	NEW STANDARD DRWG MODIFICATION	20/06/2018	DOYON
NO.	DESCRIPTION	DATE	BY

DRAWING: 4 BEDROOM  
ELEVATION B - RIGHT

ADDRESS:	SCALE:	DATE:
XX	3/16" = 1'-0"	XX/XX/XXXX

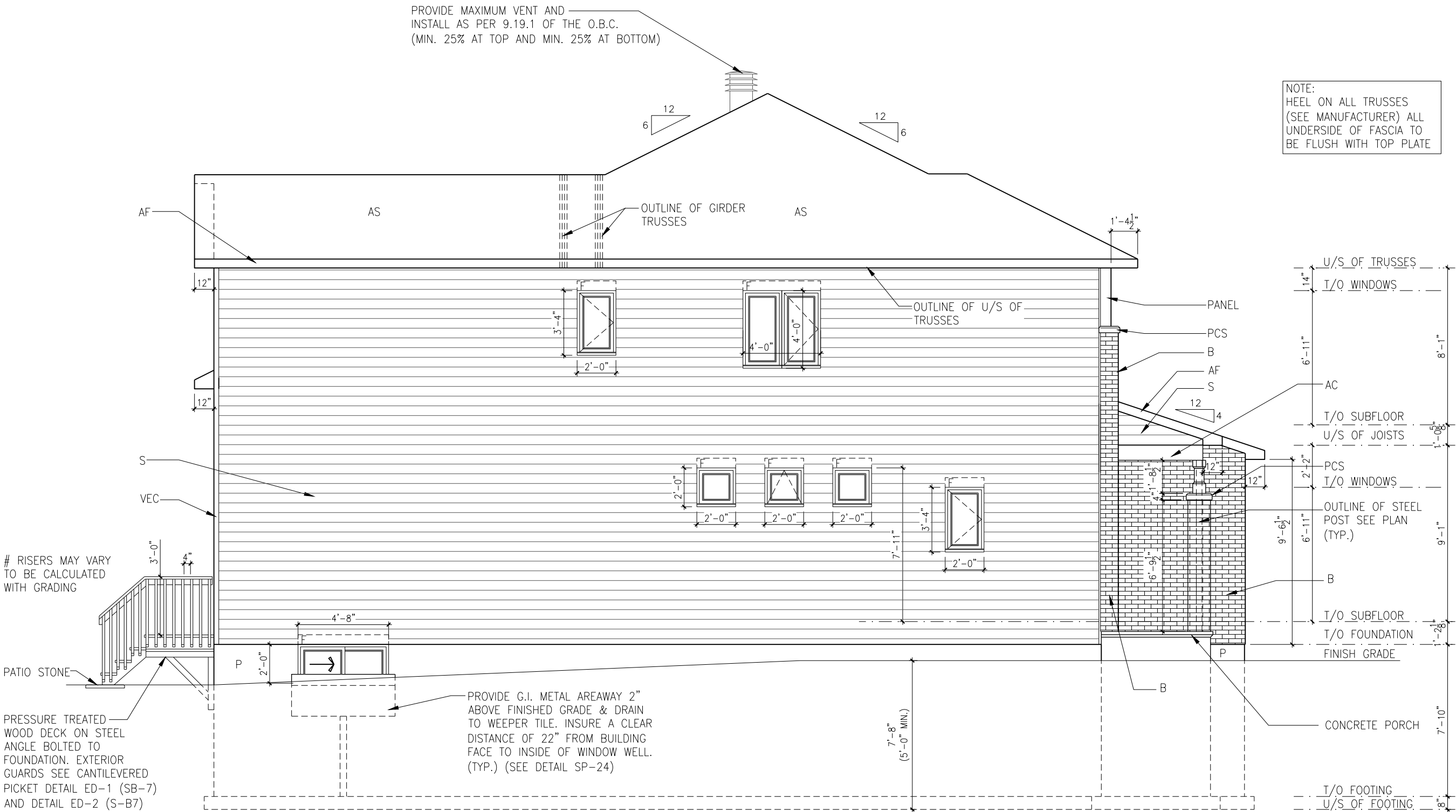
825 - THE BRADLEY  
2018 FOOTPRINT  
(STANDARD DRAWINGS)

SHEET:  
A2b



**Valecraft**  
Homes Ltd.

<b>2012 O.B.C. DRAWINGS</b>		
<b>DRAWING: WALK-OUT BASEMENT</b>		
<b>4 BED - ELEV. B - RIGHT</b>		
ADDRESS: XX	SCALE: $3/16" = 1'-0"$	DATE: XX/XX/XXXX
<b>825 - THE BRADLEY</b>		SHEET:
<b>2018 FOOTPRINT</b>		<b>A2b</b>
(STANDARD DRAWINGS)		



UNPROTECTED OPENINGS:  
PROPERTY SET BACK 1.2m, ALLOWABLE 7 %  
AREA OF EXPOSED BUILDING FACE - 89.3 m. sq.  
AREA OF UNPROTECTED OPENINGS - 4.4 m. sq.  
PERCENTAGE OF UNPROTECTED OPENINGS - 4.9 %

LOT: XXXX  
DATE: XX/XX/XXXX



I, DANIEL GUERIN, ARCHITECTURAL MANAGER FOR  
VALECRAFT HOMES LTD., HAVE REVIEWED THE FOLLOWING DOCUMENTS  
AND TAKE RESPONSIBILITY FOR THE DESIGN ACTIVITIES.

- PERSONAL BCIN #19896
- TARIION REGISTRATION NUMBER #611

\*\* SEE SIGNED SCHEDULE 1: DESIGNER INFORMATION FORM \*\*

THIS DRAWING IS TO BE USED IN CONJUNCTION WITH SCHEDULE  
B-1A AND ANY 680'S AND MAY SHOW ONLY SOME OF THE CHANGES  
DETAILED ON THAT DOCUMENT. SHOULD THE DRAWINGS NOT SHOW  
ALL ITEMS CONTAINED ON A SCHEDULE OR MISS OTHER ITEMS  
ALTOGETHER, THE SCHEDULE IS CONSIDERED THE GOVERNING  
DOCUMENT.

ALL CONTRACTORS SHALL PERFORM THEIR WORK WHETHER  
DESCRIBED OR NOT, ACCORDING TO THE APPLICABLE BUILDING  
CODE REQUIREMENTS AND MUNICIPAL REGULATIONS.

THE GENERAL CONTRACTOR SHALL CHECK AND VERIFY ALL  
DIMENSIONS AND REPORT ERRORS AND OMISSIONS TO VALECRAFT'S  
ARCHITECTURAL DEPARTMENT.

NO DIMENSION SHOULD BE SCALED ON DRAWINGS.

THE GENERAL CONTRACTOR OR SUB-CONTRACTORS WILL BE HELD  
RESPONSIBLE FOR ALL WORK DONE ON THE CONSTRUCTION SITE.

EXTERIOR FINISH LEGEND:

- B - BRICK (MAIN)
- B1 - BRICK SOLDIER COURSE (ACCENT)
- B2 - BRICK SOLDIER COURSE (ACCENT)  
+ 20mm PROUD
- B3 - BRICK SLEEPER COURSE
- B4 - STACK BOND (ACCENT)
- B5 - BRICK SILL (ACCENT)
- B6 - BRICK ROW LOCK (ACCENT)
- B7 - BRICK CORBELLING
- B8 - BRICK COINING 20mm PROUD
- +20 - BRICK 20mm PROUD
- 20 - BRICK 20mm RECESSED
- S - SIDING (HORIZONTAL)
- ST - STONE VENEER
- T - TRIM 200mm COVE SIDING
- AF - ALUMINUM FASCIA
- AC - ALUMINUM CLADDING
- AB - 48" ALUMINUM BAND
- AS - ASPHALT SHINGLES
- F - FLASHING
- V - ROOF VENT (MAXIMUM)
- P - PARGING
- PC - PARGING
- PCH10 - PRECAST HEADER 10"
- PCH8 - PRECAST HEADER 8"
- PCS - PRECAST SILL
- PCB - PRECAST BAND
- VS - VINYL SHAKES
- VEC - SIDING (VERTICAL CORNER)

### 2012 O.B.C. DRAWINGS


REV-2	STRUCTURAL REVISION #1	09/14/2018	VH
REV-1	NEW STANDARD DRWG MODIFICATION	20/06/2018	DOYON
NO.	DESCRIPTION	DATE	BY

DRAWING: **3 BEDROOM  
ELEVATION B - LEFT**

ADDRESS: XX SCALE: 3/16" = 1'-0" DATE: XX/XX/XXXX

**825 - THE BRADLEY  
2018 FOOTPRINT**

(STANDARD DRAWINGS)

SHEET:

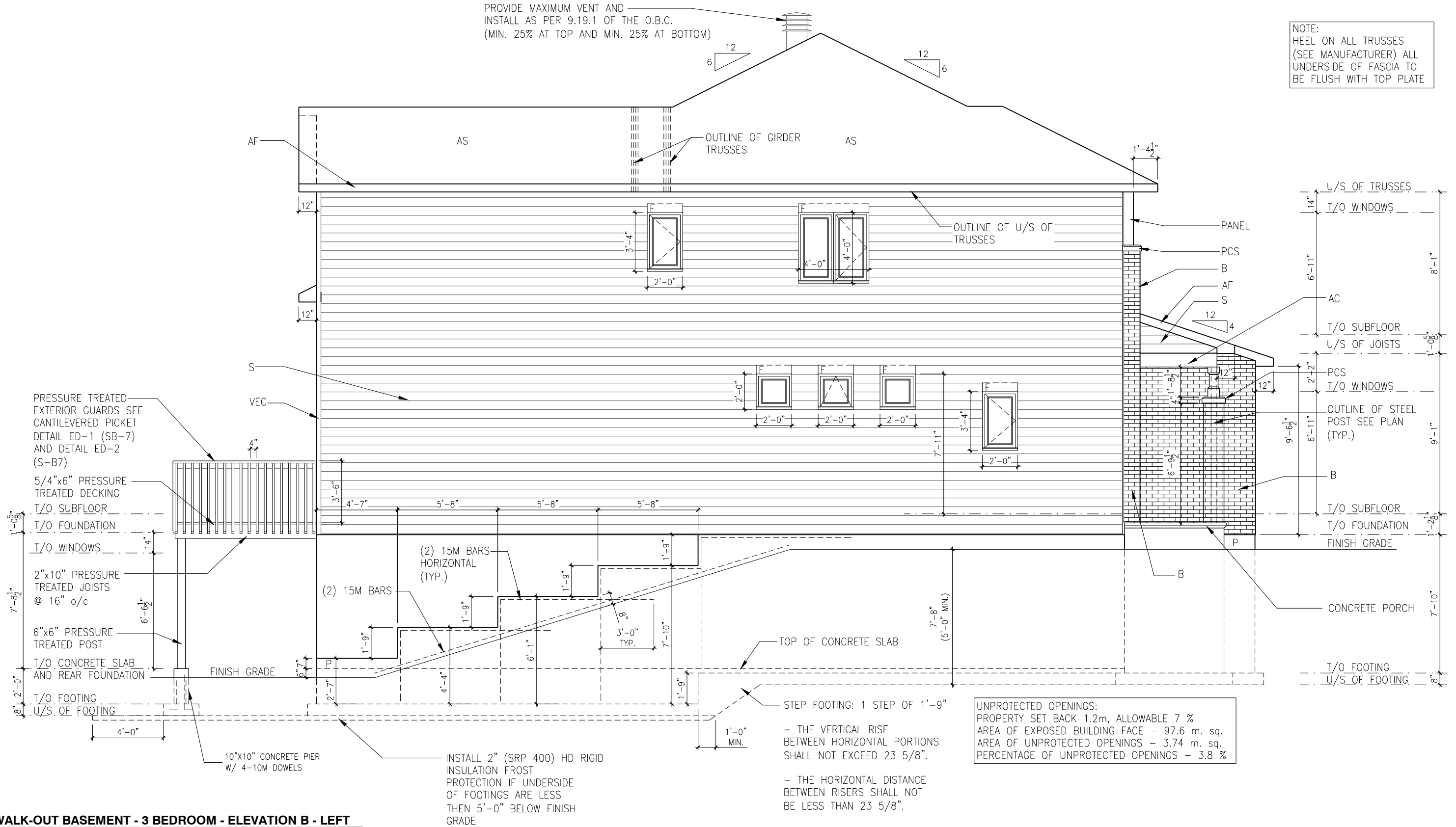
**A3b**

### 3 BEDROOM - ELEVATION B - LEFT

SCALE: 3/16" = 1'-0"

PROVIDE MAXIMUM VENT AND  
INSTALL AS PER 9.19.1 OF THE O.B.C.  
(MIN. 25% AT TOP AND MIN. 25% AT BOTTOM)

NOTE:  
HEEL ON ALL TRUSSES  
(SEE MANUFACTURER) ALL  
UNDERSIDE OF FASCIA TO  
BE FLUSH WITH TOP PLATE



WALK-OUT BASEMENT - 3 BEDROOM - ELEVATION B - LEFT

SCALE: 3/16" = 1'-0"

LOT: XXXX  
DATE: XX/XX/XXXX



A - ALL CONTRACTORS SHALL PERFORM THEIR WORK WHETHER DESCRIBED OR NOT, ACCORDING TO THE APPLICABLE BUILDING CODE REQUIREMENTS AND MUNICIPAL REGULATIONS.  
B - THE GENERAL CONTRACTOR SHALL CHECK AND VERIFY ALL DIMENSIONS AND REPORT ERRORS AND OMISSIONS TO VALECRAFT'S ARCHITECTURAL DEPARTMENT.  
C - NO DIMENSION SHOULD BE SCALED ON DRAWINGS.  
D - THE GENERAL CONTRACTOR OR SUB-CONTRACTORS WILL BE HELD RESPONSIBLE FOR ALL WORK DONE ON THE CONSTRUCTION SITE.  
E - THIS DRAWING IS TO BE USED IN CONJUNCTION WITH SCHEDULE B-1A AND ANY 680'S AND MAY SHOW ONLY SOME OF THE CHANGES DETAILED ON THAT DOCUMENT. SHOULD THE DRAWINGS NOT SHOW ALL ITEMS CONTAINED ON A SCHEDULE OR MISS OTHER ITEMS TOGETHER, THE SCHEDULE IS CONSIDERED THE GOVERNING DOCUMENT.

I, MARC-ANDRÉ DECOEUR, ARCHITECTURAL MANAGER FOR VALECRAFT HOMES LTD., HAVE REVIEWED THE FOLLOWING DOCUMENTS AND TAKE RESPONSIBILITY FOR THE DESIGN ACTIVITIES.

- PERSONAL BCIN #44555  
- TARIION REGISTRATION NUMBER #611

\*\* SEE SIGNED SCHEDULE 1: DESIGNER INFORMATION FORM \*\*

REV	DESCRIPTION	DATE	BY
REV-1	NEW STANDARD DRWG MODIFICATION	20/06/2018	DOYON

EXTERIOR FINISH LEGEND:

B - BRICK (MAIN)  
B1 - BRICK SOLDIER COURSE (ACCENT)  
B2 - BRICK SOLDIER COURSE (ACCENT) + 20mm PROUD  
B3 - BRICK SLEEPER COURSE  
B4 - STACK BOND (ACCENT)  
B5 - BRICK SILL (ACCENT)  
B6 - BRICK ROW LOCK (ACCENT)  
B7 - BRICK CORRELLING  
B8 - BRICK CORNING 20mm PROUD  
+20 - BRICK 20mm PROUD  
-20 - BRICK 20mm RECESSED

S - SIDING (HORIZONTAL)  
ST - STONE VENEER  
T - TRIM 200mm COVE SIDING  
AF - ALUMINUM FASCIA  
AC - ALUMINUM CLADDING  
AB - 48" ALUMINUM BAND  
AS - ASPHALT SHINGLES  
F - FLASHING  
V - ROOF VENT (MAXIMUM)  
P - PARGING  
PC - PARING  
PCH10 - PRECAST HEADER 10"

PCH8 - PRECAST HEADER 8"  
PCS - PRECAST SILL  
PCB - PRECAST BAND  
VS - VINYL SHAKES  
VEC - SIDING (VERTICAL CORNER)

2012 O.B.C. DRAWINGS

DRAWING: WALK-OUT BASEMENT  
3 BED - ELEV. B - LEFT

ADDRESS: XX SCALE: 3/16" = 1'-0" DATE: XX/XX/XXXX

825 - THE BRADLEY  
2018 FOOTPRINT

(STANDARD DRAWINGS)

SHEET:

A3b



**Valecraft**  
Homes Ltd.

- PERSONAL BCIN #19896
- TARIION REGISTRATION NUMBER #611

\*\* SEE SIGNED SCHEDULE 1: DESIGNER INFORMATION FORM \*\*

ALL CONTRACTORS SHALL PERFORM THEIR WORK WHETHER DESCRIBED OR NOT, ACCORDING TO THE APPLICABLE BUILDING CODE REQUIREMENTS AND MUNICIPAL REGULATIONS.

NO DIMENSION SHOULD BE SCALED ON DRAWINGS.

THE GENERAL CONTRACTOR OR SUB-CONTRACTORS WILL BE HELD RESPONSIBLE FOR ALL WORK DONE ON THE CONSTRUCTION SITE.

EXTERIOR FINISH LEGEND:

- B - BRICK (MAIN)
- B1 - BRICK SOLDIER COURSE (ACCENT)
- B2 - BRICK SOLDIER COURSE (ACCENT), 20mm PROUD
- B3 - BRICK SLEEPER COURSE
- B4 - STACK BOND (ACCENT)
- B5 - BRICK SILL (ACCENT)
- B6 - BRICK ROW LOCK (ACCENT)
- B7 - BRICK CORRELLING
- B8 - BRICK COMING 20mm PROUD
- +20 - BRICK 20mm PROUD
- 20 - BRICK 20mm RECESSED
- S - SIDING (HORIZONTAL)
- ST - STONE VENEER
- T - TRIM 200mm COVE SIDING
- AF - ALUMINUM FASCIA
- AC - ALUMINUM CLADDING
- AB - 48" ALUMINUM BAND
- AS - ASPHALT SHINGLES
- F - FLASHING
- V - ROOF VENT (MAXIMUM)
- P - PARGING
- PC - PARGING
- PC10H - PRECAST HEADER 10"
- PC8 - PRECAST HEADER 8"
- PCS - PRECAST SILL
- PCB - PRECAST BAND
- VS - VINYL SHAKES
- VEC - SIDING (VERTICAL CORNER)


DRAWING: **4 BEDROOM  
ELEVATION B - LEFT**

ADDRESS: XX	SCALE: 3/16" = 1'-0"	DATE: XX/XX/XXXX
----------------	-------------------------	---------------------

(STANDARD DRAWINGS)

SHEET:  
**A3b**

PROVIDE MAXIMUM VENT AND  
INSTALL AS PER 9.19.1 OF THE O.B.C.  
(MIN. 25% AT TOP AND MIN. 25% AT BOTTOM)

NOTE:  
HEEL ON ALL TRUSSES  
(SEE MANUFACTURER) ALL  
UNDERSIDE OF FASCIA TO  
BE FLUSH WITH TOP PLATE

AF  
AS  
12  
6  
12  
6  
1'-4 1/2"  
12"  
3'-4"  
2'-0"  
4'-0"  
4'-0"  
OUTLINE OF U/S OF TRUSSES  
PANEL  
PCS  
B  
AF  
S  
12  
4  
AC  
T/O SUBFLOOR  
U/S OF JOISTS  
1'-0 1/8"  
2'-2"  
PCS  
T/O WINDOWS  
12"  
12"  
4'-1'-8 1/2"  
9'-6 1/2"  
6'-11"  
OUTLINE OF STEEL POST SEE PLAN (TYP.)  
B  
T/O SUBFLOOR  
T/O FOUNDATION  
1'-2 1/8"  
FINISH GRADE  
P  
B  
CONCRETE PORCH  
7'-10"  
T/O FOOTING  
U/S OF FOOTING  
8"  
7'-8"  
(5'-0" MIN.)  
4'-8"  
2'-0"  
P  
PATIO STONE  
3'-0"  
4"  
# RISERS MAY VARY TO BE CALCULATED WITH GRADING  
PRESSURE TREATED WOOD DECK ON STEEL ANGLE BOLTED TO FOUNDATION. EXTERIOR GUARDS SEE CANTILEVERED PICKET DETAIL ED-1 (SB-7) AND DETAIL ED-2 (S-B7)  
PROVIDE G.I. METAL AREAWAY 2" ABOVE FINISHED GRADE & DRAIN TO WEEPER TILE. INSURE A CLEAR DISTANCE OF 22" FROM BUILDING FACE TO INSIDE OF WINDOW WELL. (TYP.) (SEE DETAIL SP-24)

NOTE:  
HEEL ON ALL TRUSSES  
(SEE MANUFACTURER) ALL  
UNDERSIDE OF FASCIA TO  
BE FLUSH WITH TOP PLATE

<p>UNPROTECTED OPENINGS:  PROPERTY SET BACK 1.2m, ALLOWABLE 7 %  AREA OF EXPOSED BUILDING FACE – 89.3 m. sq.  AREA OF UNPROTECTED OPENINGS – 4.4 m. sq.  PERCENTAGE OF UNPROTECTED OPENINGS – 4.9 %</p>
---

SCALE: 3/16" = 1'-0"



**A3b**



STANDARD PLAN:

GROSS INSULATED = 280.6 M. SQ.  
WALL AREA

GROSS WINDOW = 21.97 M. SQ.  
AREA

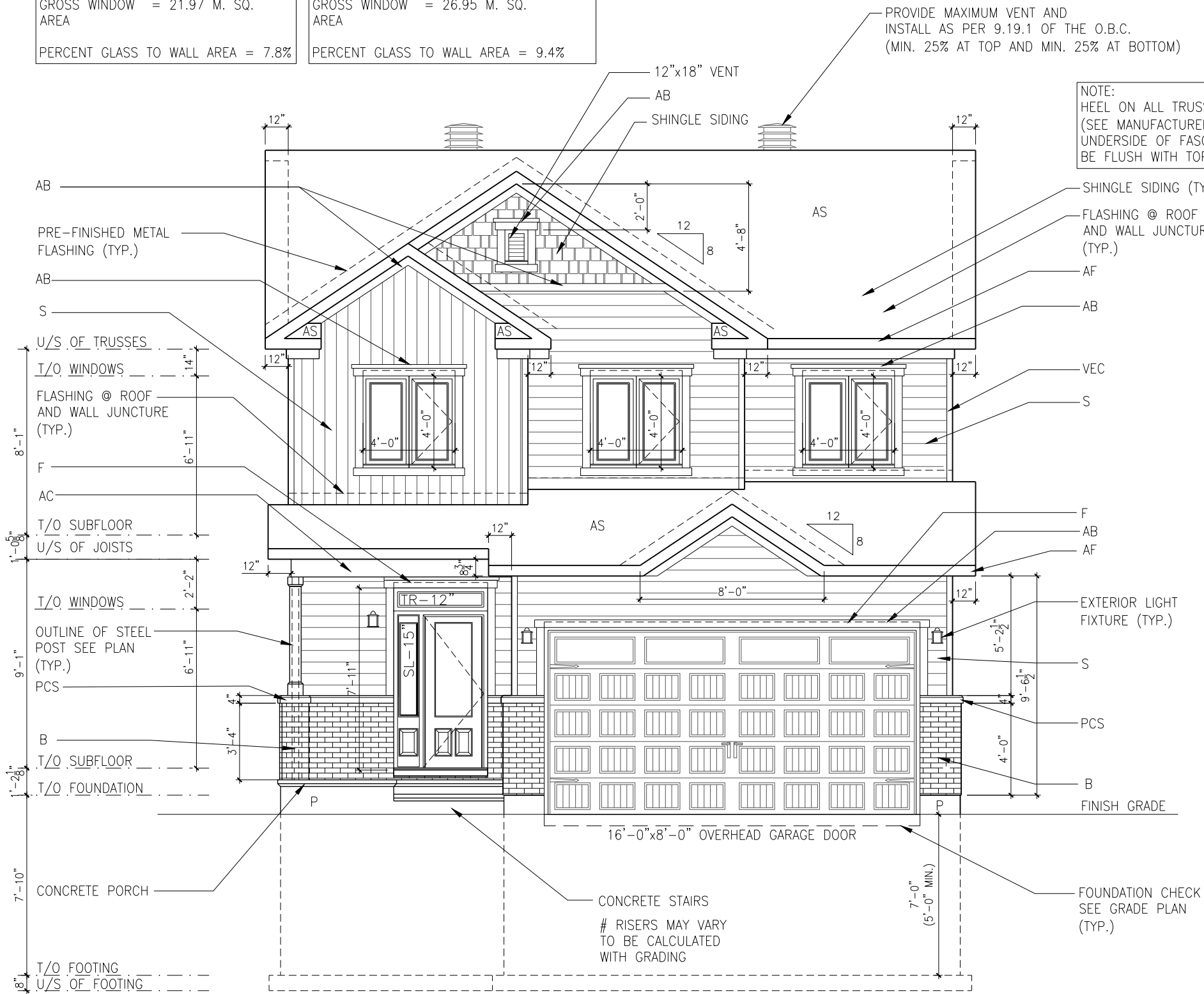
PERCENT GLASS TO WALL AREA = 7.8%

STANDARD PLAN WITH WALK-OUT BASEMENT:

GROSS INSULATED = 313.1 M. SQ.  
WALL AREA

GROSS WINDOW = 26.95 M. SQ.  
AREA

PERCENT GLASS TO WALL AREA = 9.4%



LOT: XXXX  
DATE: XX/XX/XXXX



I, DANIEL GUERIN, ARCHITECTURAL MANAGER FOR VALECRAFT HOMES LTD., HAVE REVIEWED THE FOLLOWING DOCUMENTS AND TAKE RESPONSIBILITY FOR THE DESIGN ACTIVITIES.

- PERSONAL BCIN #19896
- TARIION REGISTRATION NUMBER #611

\*\* SEE SIGNED SCHEDULE 1: DESIGNER INFORMATION FORM \*\*

THIS DRAWING IS TO BE USED IN CONJUNCTION WITH SCHEDULE B-1A AND ANY 680'S AND MAY SHOW ONLY SOME OF THE CHANGES DETAILED ON THAT DOCUMENT. SHOULD THE DRAWINGS NOT SHOW ALL ITEMS CONTAINED ON A SCHEDULE OR MISS OTHER ITEMS ALTOGETHER, THE SCHEDULE IS CONSIDERED THE GOVERNING DOCUMENT.

ALL CONTRACTORS SHALL PERFORM THEIR WORK WHETHER DESCRIBED OR NOT, ACCORDING TO THE APPLICABLE BUILDING CODE REQUIREMENTS AND MUNICIPAL REGULATIONS.

THE GENERAL CONTRACTOR SHALL CHECK AND VERIFY ALL DIMENSIONS AND REPORT ERRORS AND OMISSIONS TO VALECRAFT'S ARCHITECTURAL DEPARTMENT.

NO DIMENSION SHOULD BE SCALED ON DRAWINGS.

THE GENERAL CONTRACTOR OR SUB-CONTRACTORS WILL BE HELD RESPONSIBLE FOR ALL WORK DONE ON THE CONSTRUCTION SITE.

EXTERIOR FINISH LEGEND:

- B - BRICK (MAIN)
- B1 - BRICK SOLDIER COURSE (ACCENT)
- B2 - BRICK SOLDIER COURSE (ACCENT) + 20mm PROUD
- B3 - BRICK SLEEPER COURSE
- B4 - STACK BOND (ACCENT)
- B5 - BRICK SILL (ACCENT)
- B6 - BRICK ROW LOCK (ACCENT)
- B7 - BRICK CORBELLING
- B8 - BRICK COINING 20mm PROUD
- +20 - BRICK 20mm PROUD
- 20 - BRICK 20mm RECESSED
- S - SIDING (HORIZONTAL)
- ST - STONE VENEER
- T - TRIM 200mm COVE SIDING
- AF - ALUMINUM FASCIA
- AC - ALUMINUM CLADDING
- AB - 48" ALUMINUM BAND
- AS - ASPHALT SHINGLES
- F - FLASHING
- V - ROOF VENT (MAXIMUM)
- P - PARGING
- PC - PARGING
- PCH10 - PRECAST HEADER 10"
- PCH8 - PRECAST HEADER 8"
- PCS - PRECAST SILL
- PCB - PRECAST BAND
- VS - VINYL SHAKES
- VEC - SIDING (VERTICAL CORNER)

### 2012 O.B.C. DRAWINGS


REV-2	STRUCTURAL REVISION #1	09/14/2018	VH
REV-1	NEW STANDARD DRWG MODIFICATION	20/06/2018	DOYON
NO.	DESCRIPTION	DATE	BY

DRAWING: **3 BEDROOM  
ELEVATION C - LEFT**

ADDRESS: XX SCALE: 3/16" = 1'-0" DATE: XX/XX/XXXX

**825 - THE BRADLEY  
2018 FOOTPRINT**  
(STANDARD DRAWINGS)

SHEET:

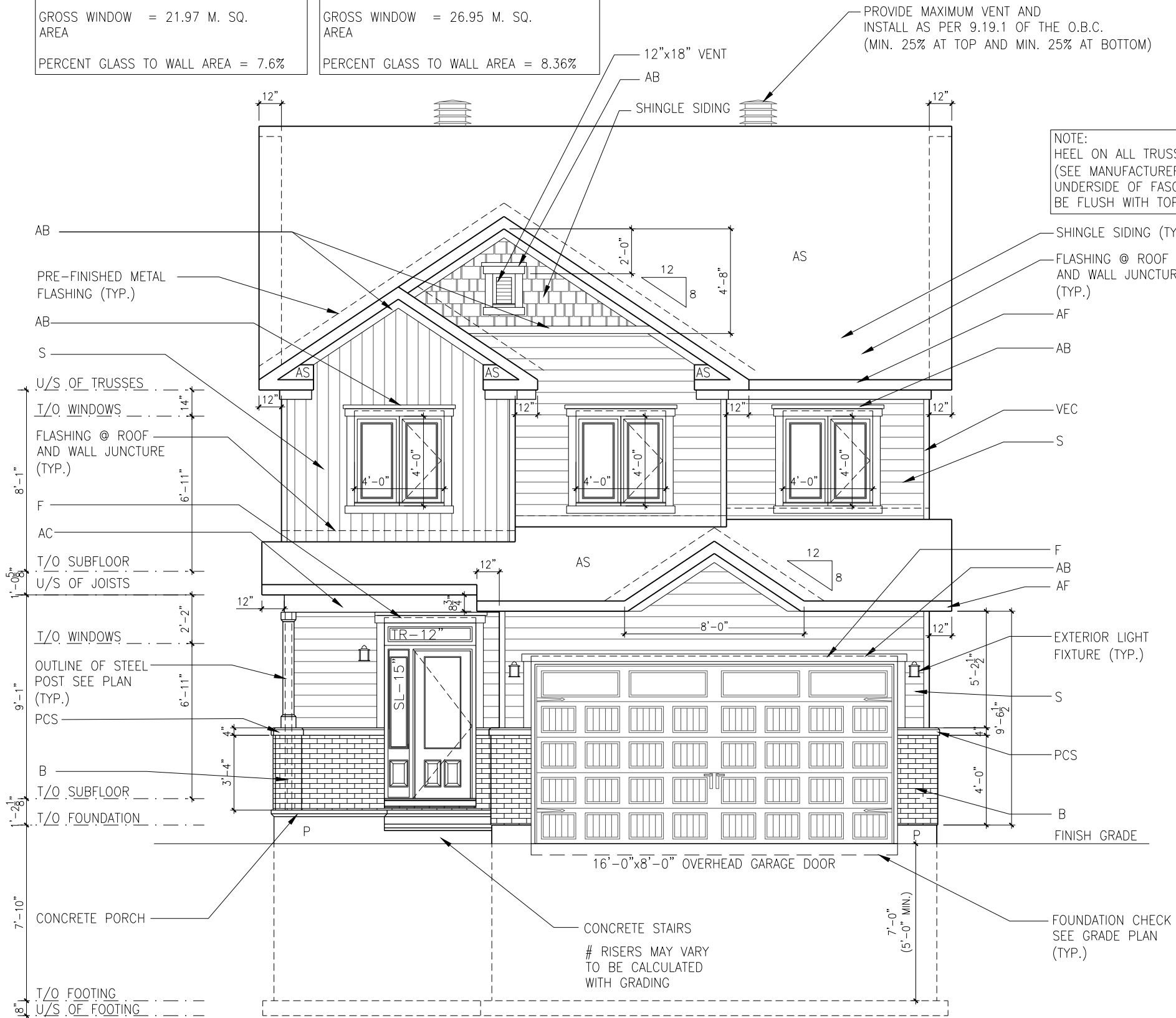
**A1c**

### 3 BEDROOM - ELEVATION C - FRONT

SCALE: 3/16" = 1'-0"

STANDARD PLAN:  
GROSS INSULATED = 289.3 M. SQ.  
WALL AREA  
GROSS WINDOW = 21.97 M. SQ.  
AREA  
PERCENT GLASS TO WALL AREA = 7.6%

STANDARD PLAN WITH WALK-OUT BASEMENT:  
GROSS INSULATED = 322.1 M. SQ.  
WALL AREA  
GROSS WINDOW = 26.95 M. SQ.  
AREA  
PERCENT GLASS TO WALL AREA = 8.36%



LOT: XXXX  
DATE: XX/XX/XXXX



I, DANIEL GUERIN, ARCHITECTURAL MANAGER FOR VALECRAFT HOMES LTD., HAVE REVIEWED THE FOLLOWING DOCUMENTS AND TAKE RESPONSIBILITY FOR THE DESIGN ACTIVITIES.  
- PERSONAL BCIN #19896  
- TARION REGISTRATION NUMBER #611

\*\* SEE SIGNED SCHEDULE 1: DESIGNER INFORMATION FORM \*\*

THIS DRAWING IS TO BE USED IN CONJUNCTION WITH SCHEDULE B-1A AND ANY 680'S AND MAY SHOW ONLY SOME OF THE CHANGES DETAILED ON THAT DOCUMENT. SHOULD THE DRAWINGS NOT SHOW ALL ITEMS CONTAINED ON A SCHEDULE OR MISS OTHER ITEMS ALTOGETHER, THE SCHEDULE IS CONSIDERED THE GOVERNING DOCUMENT.

ALL CONTRACTORS SHALL PERFORM THEIR WORK WHETHER DESCRIBED OR NOT, ACCORDING TO THE APPLICABLE BUILDING CODE REQUIREMENTS AND MUNICIPAL REGULATIONS.

THE GENERAL CONTRACTOR SHALL CHECK AND VERIFY ALL DIMENSIONS AND REPORT ERRORS AND OMISSIONS TO VALECRAFT'S ARCHITECTURAL DEPARTMENT.

NO DIMENSION SHOULD BE SCALED ON DRAWINGS.

THE GENERAL CONTRACTOR OR SUB-CONTRACTORS WILL BE HELD RESPONSIBLE FOR ALL WORK DONE ON THE CONSTRUCTION SITE.

- EXTERIOR FINISH LEGEND:
- B - BRICK (MAIN)
  - B1 - BRICK SOLDIER COURSE (ACCENT)
  - B2 - BRICK SOLDIER COURSE (ACCENT) + 20mm PROUD
  - B3 - BRICK SLEEPER COURSE
  - B4 - STACK BOND (ACCENT)
  - B5 - BRICK SILL (ACCENT)
  - B6 - BRICK ROW LOCK (ACCENT)
  - B7 - BRICK CORBELLING
  - B8 - BRICK COINING 20mm PROUD
  - +20 - BRICK 20mm PROUD
  - 20 - BRICK 20mm RECESSED
  - S - SIDING (HORIZONTAL)
  - ST - STONE VENEER
  - T - TRIM 200mm COVE SIDING
  - AF - ALUMINUM FASCIA
  - AC - ALUMINUM CLADDING
  - AB - 48" ALUMINUM BAND
  - AS - ASPHALT SHINGLES
  - F - FLASHING
  - V - ROOF VENT (MAXIMUM)
  - P - PARGING
  - PC - PARGING
  - PCH10 - PRECAST HEADER 10"
  - PCH8 - PRECAST HEADER 8"
  - PCS - PRECAST SILL
  - PCB - PRECAST BAND
  - VS - VINYL SHAKES
  - VEC - SIDING (VERTICAL CORNER)

2012 O.B.C. DRAWINGS

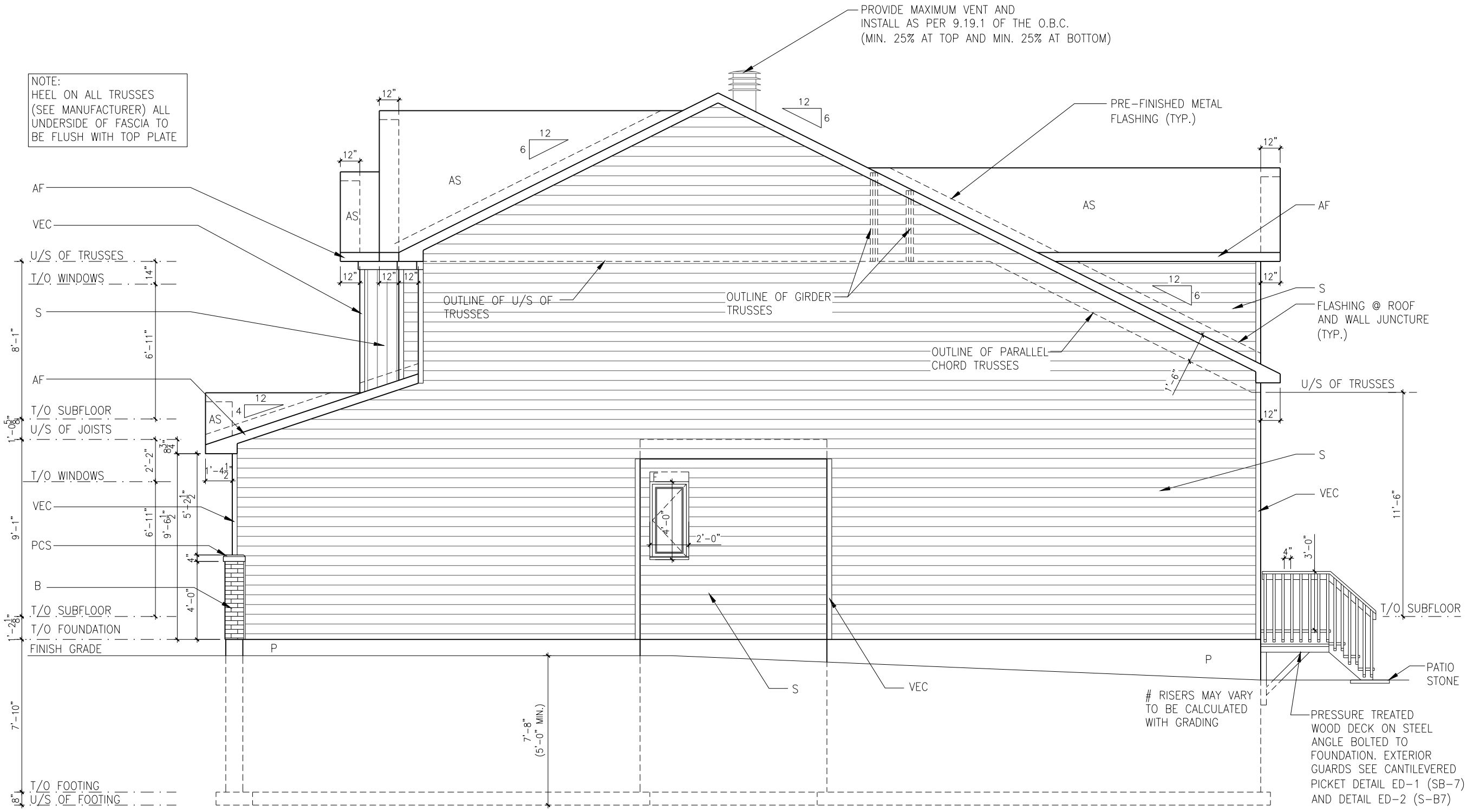
REV	NO.	DESCRIPTION	DATE	BY
REV-2	1	STRUCTURAL REVISION #1	09/14/2018	VH
REV-1	1	NEW STANDARD DRWG MODIFICATION	20/06/2018	DOYON

DRAWING: 4 BEDROOM  
ELEVATION C - LEFT

ADDRESS: XX SCALE: 3/16" = 1'-0" DATE: XX/XX/XXXX

825 - THE BRADLEY  
2018 FOOTPRINT  
(STANDARD DRAWINGS)

SHEET:  
A1c



NOTE:  
HEEL ON ALL TRUSSES  
(SEE MANUFACTURER) ALL  
UNDERSIDE OF FASCIA TO  
BE FLUSH WITH TOP PLATE

PROVIDE MAXIMUM VENT AND  
INSTALL AS PER 9.19.1 OF THE O.B.C.  
(MIN. 25% AT TOP AND MIN. 25% AT BOTTOM)

PRE-FINISHED METAL  
FLASHING (TYP.)

FLASHING @ ROOF  
AND WALL JUNCTURE  
(TYP.)

# RISERS MAY VARY  
TO BE CALCULATED  
WITH GRADING

PRESSURE TREATED  
WOOD DECK ON STEEL  
ANGLE BOLTED TO  
FOUNDATION. EXTERIOR  
GUARDS SEE CANTILEVERED  
PICKET DETAIL ED-1 (SB-7)  
AND DETAIL ED-2 (S-B7)

UNPROTECTED OPENINGS:  
PROPERTY SET BACK 1.2m, ALLOWABLE 7 %  
AREA OF EXPOSED BUILDING FACE - 88.6 m. sq.  
AREA OF UNPROTECTED OPENINGS - 0.74 m. sq.  
PERCENTAGE OF UNPROTECTED OPENINGS - 0.83 %

LOT: XXXX  
DATE: XX/XX/XXXX



I, DANIEL GUERIN, ARCHITECTURAL MANAGER FOR  
VALECRAFT HOMES LTD., HAVE REVIEWED THE FOLLOWING DOCUMENTS  
AND TAKE RESPONSIBILITY FOR THE DESIGN ACTIVITIES.

- PERSONAL BCIN #19896
- TARIION REGISTRATION NUMBER #611

\*\* SEE SIGNED SCHEDULE 1: DESIGNER INFORMATION FORM \*\*

THIS DRAWING IS TO BE USED IN CONJUNCTION WITH SCHEDULE  
B-1A AND ANY 680'S AND MAY SHOW ONLY SOME OF THE CHANGES  
DETAILED ON THAT DOCUMENT. SHOULD THE DRAWINGS NOT SHOW  
ALL ITEMS CONTAINED ON A SCHEDULE OR MISS OTHER ITEMS  
ALTOGETHER, THE SCHEDULE IS CONSIDERED THE GOVERNING  
DOCUMENT.

ALL CONTRACTORS SHALL PERFORM THEIR WORK WHETHER  
DESCRIBED OR NOT, ACCORDING TO THE APPLICABLE BUILDING  
CODE REQUIREMENTS AND MUNICIPAL REGULATIONS.

THE GENERAL CONTRACTOR SHALL CHECK AND VERIFY ALL  
DIMENSIONS AND REPORT ERRORS AND OMISSIONS TO VALECRAFT'S  
ARCHITECTURAL DEPARTMENT.

NO DIMENSION SHOULD BE SCALED ON DRAWINGS.

THE GENERAL CONTRACTOR OR SUB-CONTRACTORS WILL BE HELD  
RESPONSIBLE FOR ALL WORK DONE ON THE CONSTRUCTION SITE.

EXTERIOR FINISH LEGEND:

- B - BRICK (MAIN)
- B1 - BRICK SOLDIER COURSE (ACCENT)
- B2 - BRICK SOLDIER COURSE (ACCENT)
- + 20mm PROUD
- B3 - BRICK SLEEPER COURSE
- B4 - STACK BOND (ACCENT)
- B5 - BRICK SILL (ACCENT)
- B6 - BRICK ROW LOCK (ACCENT)
- B7 - BRICK CORBELLING
- B8 - BRICK COINING 20mm PROUD
- +20 - BRICK 20mm PROUD
- 20 - BRICK 20mm RECESSED
- S - SIDING (HORIZONTAL)
- ST - STONE VENEER
- T - TRIM 200mm COVE SIDING
- AF - ALUMINUM FASCIA
- AC - ALUMINUM CLADDING
- AB - 48" ALUMINUM BAND
- AS - ASPHALT SHINGLES
- F - FLASHING
- V - ROOF VENT (MAXIMUM)
- P - PARGING
- PC - PARGING
- PCH10 - PRECAST HEADER 10"
- PCH8 - PRECAST HEADER 8"
- PCS - PRECAST SILL
- PCB - PRECAST BAND
- VS - VINYL SHAKES
- VEC - SIDING (VERTICAL CORNER)

### 2012 O.B.C. DRAWINGS


REV-2	STRUCTURAL REVISION #1	09/14/2018	VH
REV-1	NEW STANDARD DRWG MODIFICATION	20/06/2018	DOYON
NO.	DESCRIPTION	DATE	BY

### DRAWING: 3 BEDROOM ELEVATION C - RIGHT

ADDRESS:	SCALE:	DATE:
xx	3/16" = 1'-0"	xx/xx/xxxx

825 - THE BRADLEY  
2018 FOOTPRINT  
(STANDARD DRAWINGS)

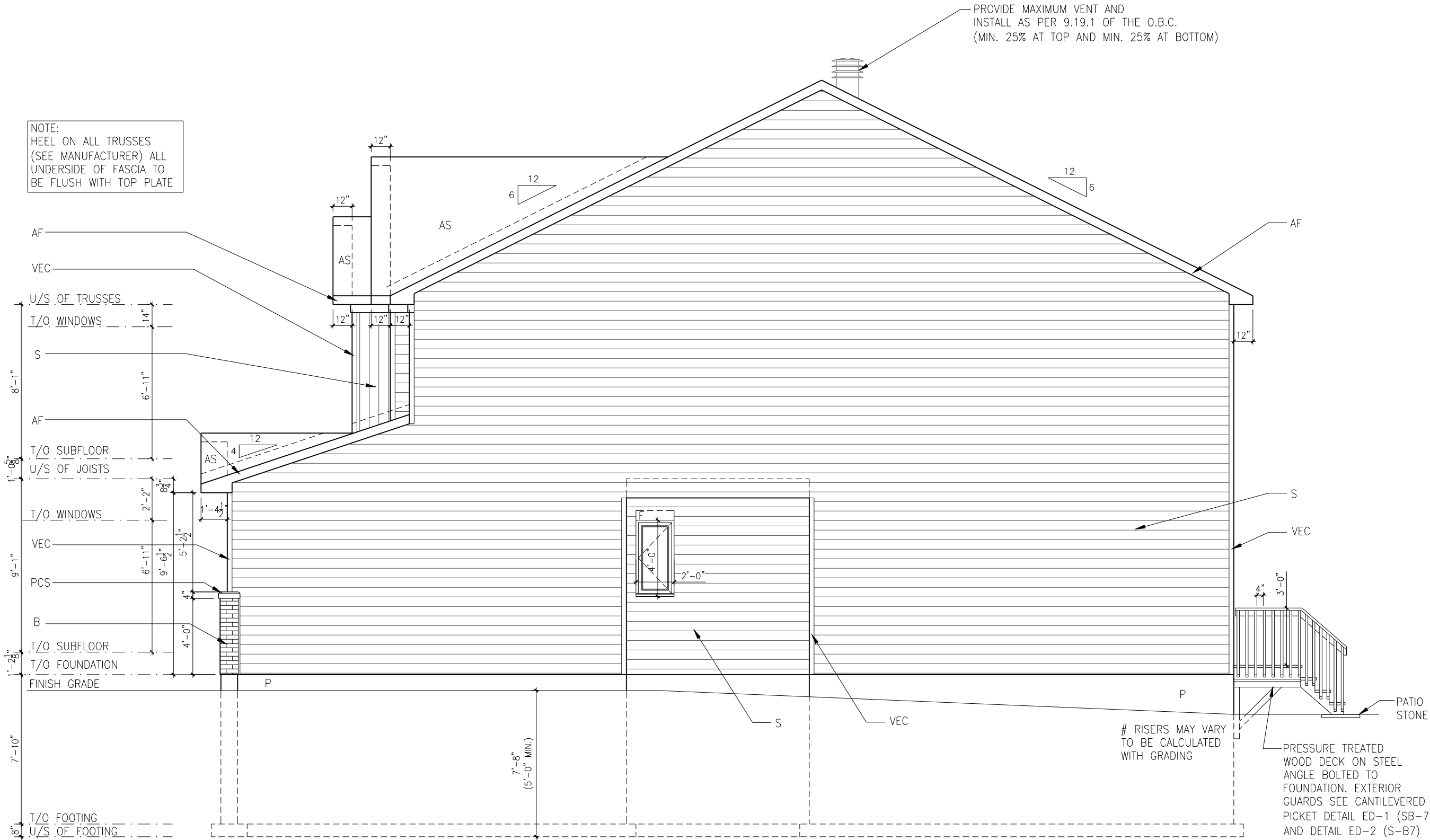
SHEET:  
**A2c**

### 3 BEDROOM - ELEVATION C - RIGHT

SCALE: 3/16" = 1'-0"



NOTE:  
HEEL ON ALL TRUSSES  
(SEE MANUFACTURER) ALL  
UNDERSIDE OF FASCIA TO  
BE FLUSH WITH TOP PLATE



UNPROTECTED OPENINGS:  
PROPERTY SET BACK 1.2m, ALLOWABLE 7 %  
AREA OF EXPOSED BUILDING FACE - 88.6 m. sq.  
AREA OF UNPROTECTED OPENINGS - 0.74 m. sq.  
PERCENTAGE OF UNPROTECTED OPENINGS - 0.83 %

4 BEDROOM - ELEVATION C - RIGHT  
SCALE: 3/16" = 1'-0"

LOT: XXXX  
DATE: XX/XX/XXXX



I, DANIEL GUERIN, ARCHITECTURAL MANAGER FOR  
VALECRAFT HOMES LTD., HAVE REVIEWED THE FOLLOWING DOCUMENTS  
AND TAKE RESPONSIBILITY FOR THE DESIGN ACTIVITIES.

- PERSONAL BCIN #19896
- TARIION REGISTRATION NUMBER #611

\*\* SEE SIGNED SCHEDULE 1: DESIGNER INFORMATION FORM \*\*

THIS DRAWING IS TO BE USED IN CONJUNCTION WITH SCHEDULE  
B-1A AND ANY 680'S AND MAY SHOW ONLY SOME OF THE CHANGES  
DETAILED ON THAT DOCUMENT. SHOULD THE DRAWINGS NOT SHOW  
ALL ITEMS CONTAINED ON A SCHEDULE OR MISS OTHER ITEMS  
ALTOGETHER, THE SCHEDULE IS CONSIDERED THE GOVERNING  
DOCUMENT.

ALL CONTRACTORS SHALL PERFORM THEIR WORK WHETHER  
DESCRIBED OR NOT, ACCORDING TO THE APPLICABLE BUILDING  
CODE REQUIREMENTS AND MUNICIPAL REGULATIONS.

THE GENERAL CONTRACTOR SHALL CHECK AND VERIFY ALL  
DIMENSIONS AND REPORT ERRORS AND OMISSIONS TO VALECRAFT'S  
ARCHITECTURAL DEPARTMENT.

NO DIMENSION SHOULD BE SCALED ON DRAWINGS.

THE GENERAL CONTRACTOR OR SUB-CONTRACTORS WILL BE HELD  
RESPONSIBLE FOR ALL WORK DONE ON THE CONSTRUCTION SITE.

EXTERIOR FINISH LEGEND:

- B - BRICK (MAIN)
- B1 - BRICK SOLDIER COURSE (ACCENT)
- B2 - BRICK SOLDIER COURSE (ACCENT)
- +20mm PROUD
- B3 - BRICK SLEEPER COURSE
- B4 - STACK BOND (ACCENT)
- B5 - BRICK SILL (ACCENT)
- B6 - BRICK ROW LOCK (ACCENT)
- B7 - BRICK CORBELLING
- B8 - BRICK COINING 20mm PROUD
- +20 - BRICK 20mm PROUD
- 20 - BRICK 20mm RECESSED
- S - SIDING (HORIZONTAL)
- ST - STONE VENEER
- T - TRIM 200mm COVE SIDING
- AF - ALUMINUM FASCIA
- AC - ALUMINUM CLADDING
- AB - 48" ALUMINUM BAND
- AS - ASPHALT SHINGLES
- F - FLASHING
- V - ROOF VENT (MAXIMUM)
- P - PARGING
- PC - PARGING
- PCH10 - PRECAST HEADER 10"
- PCH8 - PRECAST HEADER 8"
- PCS - PRECAST SILL
- PCB - PRECAST BAND
- VS - VINYL SHAKES
- VEC - SIDING (VERTICAL CORNER)

#### 2012 O.B.C. DRAWINGS


REV-2	STRUCTURAL REVISION #1	09/14/2018	VH
REV-1	NEW STANDARD DRWG MODIFICATION	20/06/2018	DOYON
NO.	DESCRIPTION	DATE	BY

#### 4 BEDROOM ELEVATION C - RIGHT

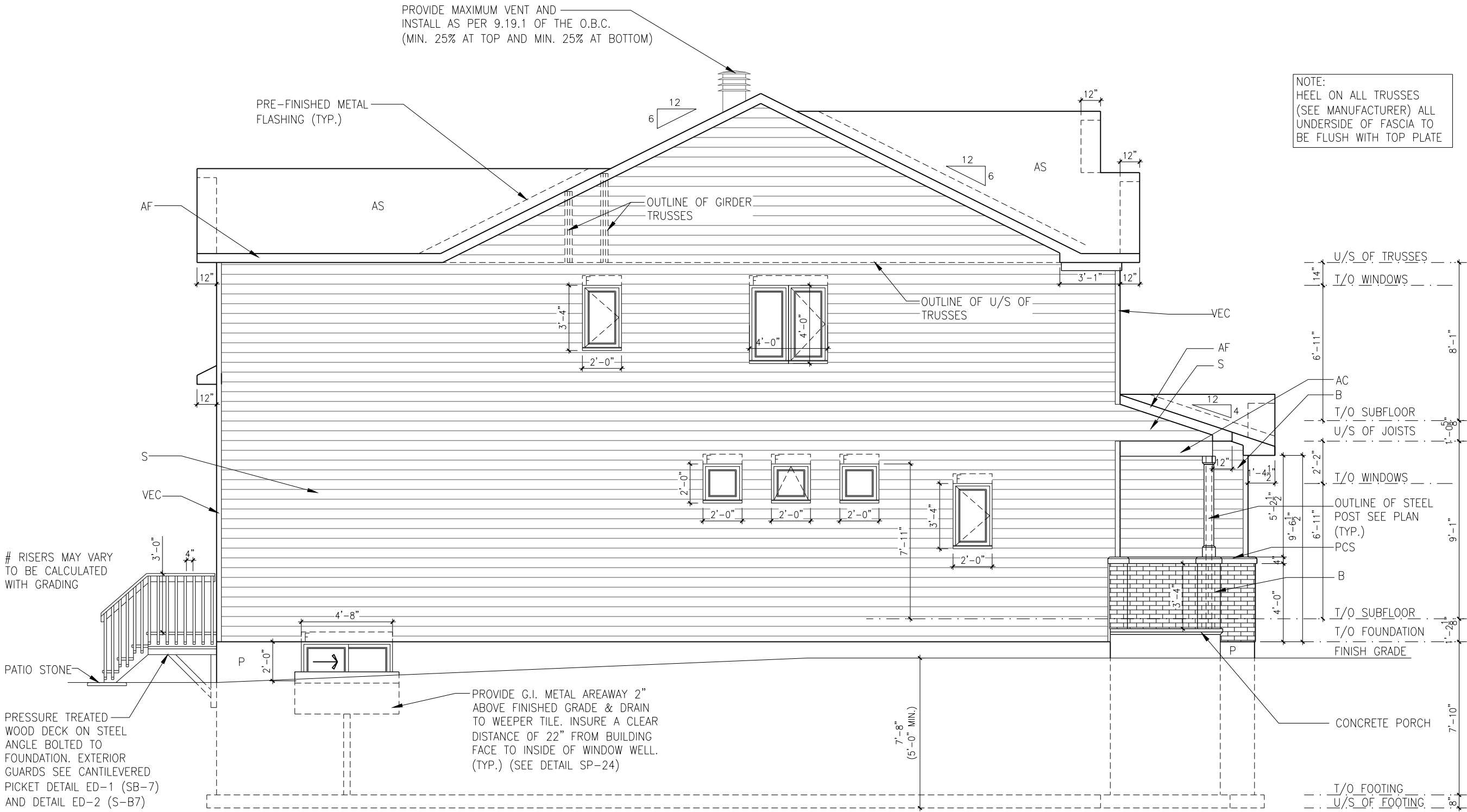
ADDRESS:	SCALE:	DATE:
xx	3/16" = 1'-0"	xx/xx/xxxx

825 - THE BRADLEY  
2018 FOOTPRINT  
(STANDARD DRAWINGS)

SHEET:

A2c





# RISERS MAY VARY TO BE CALCULATED WITH GRADING

PATIO STONE

PRESSURE TREATED WOOD DECK ON STEEL ANGLE BOLTED TO FOUNDATION. EXTERIOR GUARDS SEE CANTILEVERED PICKET DETAIL ED-1 (SB-7) AND DETAIL ED-2 (S-B7)

UNPROTECTED OPENINGS:  
PROPERTY SET BACK 1.2m, ALLOWABLE 7 %  
AREA OF EXPOSED BUILDING FACE - 88.7 m. sq.  
AREA OF UNPROTECTED OPENINGS - 4.4 m. sq.  
PERCENTAGE OF UNPROTECTED OPENINGS - 4.9 %

NOTE:  
HEEL ON ALL TRUSSES  
(SEE MANUFACTURER) ALL  
UNDERSIDE OF FASCIA TO  
BE FLUSH WITH TOP PLATE

LOT: XXXX  
DATE: XX/XX/XXXX



I, DANIEL GUERIN, ARCHITECTURAL MANAGER FOR VALECRAFT HOMES LTD., HAVE REVIEWED THE FOLLOWING DOCUMENTS AND TAKE RESPONSIBILITY FOR THE DESIGN ACTIVITIES.

- PERSONAL BCIN #19896
- TARIION REGISTRATION NUMBER #611

\*\* SEE SIGNED SCHEDULE 1: DESIGNER INFORMATION FORM \*\*

THIS DRAWING IS TO BE USED IN CONJUNCTION WITH SCHEDULE B-1A AND ANY 680'S AND MAY SHOW ONLY SOME OF THE CHANGES DETAILED ON THAT DOCUMENT. SHOULD THE DRAWINGS NOT SHOW ALL ITEMS CONTAINED ON A SCHEDULE OR MISS OTHER ITEMS ALTOGETHER, THE SCHEDULE IS CONSIDERED THE GOVERNING DOCUMENT.

ALL CONTRACTORS SHALL PERFORM THEIR WORK WHETHER DESCRIBED OR NOT, ACCORDING TO THE APPLICABLE BUILDING CODE REQUIREMENTS AND MUNICIPAL REGULATIONS.

THE GENERAL CONTRACTOR SHALL CHECK AND VERIFY ALL DIMENSIONS AND REPORT ERRORS AND OMISSIONS TO VALECRAFT'S ARCHITECTURAL DEPARTMENT.

NO DIMENSION SHOULD BE SCALED ON DRAWINGS.

THE GENERAL CONTRACTOR OR SUB-CONTRACTORS WILL BE HELD RESPONSIBLE FOR ALL WORK DONE ON THE CONSTRUCTION SITE.

- EXTERIOR FINISH LEGEND:
- B - BRICK (MAIN)
  - B1 - BRICK SOLDIER COURSE (ACCENT)
  - B2 - BRICK SOLDIER COURSE (ACCENT) + 20mm PROUD
  - B3 - BRICK SLEEPER COURSE
  - B4 - STACK BOND (ACCENT)
  - B5 - BRICK SILL (ACCENT)
  - B6 - BRICK ROW LOCK (ACCENT)
  - B7 - BRICK CORBELLING
  - B8 - BRICK COINING 20mm PROUD
  - +20 - BRICK 20mm PROUD
  - 20 - BRICK 20mm RECESSED
  - S - SIDING (HORIZONTAL)
  - ST - STONE VENEER
  - T - TRIM 200mm COVE SIDING
  - AF - ALUMINUM FASCIA
  - AC - ALUMINUM CLADDING
  - AB - 48" ALUMINUM BAND
  - AS - ASPHALT SHINGLES
  - F - FLASHING
  - V - ROOF VENT (MAXIMUM)
  - P - PARGING
  - PC - PARGING
  - PCH10 - PRECAST HEADER 10"
  - PCH8 - PRECAST HEADER 8"
  - PCS - PRECAST SILL
  - PCB - PRECAST BAND
  - VS - VINYL SHAKES
  - VEC - SIDING (VERTICAL CORNER)

### 2012 O.B.C. DRAWINGS


REV-2	STRUCTURAL REVISION #1	09/14/2018	VH
REV-1	NEW STANDARD DRWG MODIFICATION	20/06/2018	DOYON
NO.	DESCRIPTION	DATE	BY

### DRAWING: 3 BEDROOM ELEVATION C - LEFT

ADDRESS:	SCALE:	DATE:
XX	3/16" = 1'-0"	XX/XX/XXXX

825 - THE BRADLEY  
2018 FOOTPRINT  
(STANDARD DRAWINGS)

SHEET:  
**A3c**






**Valecraft**  
Homes Ltd.

- PERSONAL BCIN #19896
- TARIION REGISTRATION NUMBER #611

THIS DRAWING IS TO BE USED IN CONJUNCTION WITH SCHEDULE B-1A AND ANY 680'S AND MAY SHOW ONLY SOME OF THE CHANGES DETAILED ON THAT DOCUMENT. SHOULD THE DRAWINGS NOT SHOW ALL ITEMS CONTAINED ON A SCHEDULE OR MISS OTHER ITEMS ALTOGETHER, THE SCHEDULE IS CONSIDERED THE GOVERNING DOCUMENT.

THE GENERAL CONTRACTOR SHALL CHECK AND VERIFY ALL DIMENSIONS AND REPORT ERRORS AND OMISSIONS TO VALECRAFT'S ARCHITECTURAL DEPARTMENT.

THE GENERAL CONTRACTOR OR SUB-CONTRACTORS WILL BE HELD RESPONSIBLE FOR ALL WORK DONE ON THE CONSTRUCTION SITE.

- B - BRICK (MAIN)
- B1 - BRICK SOLDIER COURSE (ACCENT)
- B2 - BRICK SOLDIER COURSE (ACCENT)  
+ 20mm PROUD
- B3 - BRICK SLEEPER COURSE
- B4 - STACK BOND (ACCENT)
- B5 - BRICK SILL (ACCENT)
- B6 - BRICK ROW LOCK (ACCENT)
- B7 - BRICK CORBELLING
- B8 - BRICK COINING 20mm PROUD
- +20 - BRICK 20mm PROUD
- 20 - BRICK 20mm RECESSED
- S - SIDING (HORIZONTAL)
- ST - STONE VENEER
- T - TRIM 200mm COVE SIDING
- AF - ALUMINUM FASCIA
- AC - ALUMINUM CLADDING
- AB - 48" ALUMINUM BAND
- AS - ASPHALT SHINGLES
- F - FLASHING
- V - ROOF VENT (MAXIMUM)
- P - PARGING
- PC - PARGING
- PC10 - PRECAST HEADER 10"
- PC8 - PRECAST HEADER 8"
- PCS - PRECAST SILL
- PCB - PRECAST BAND
- VS - VINYL SHAKES
- VEC - SIDING (VERTICAL CORNER)


DRAWING: **4 BEDROOM  
ELEVATION C - LEFT**

825 - THE BRADLEY  
2018 FOOTPRINT

SHEET:  
**A3c**

NOTE:  
HEEL ON ALL TRUSSES  
(SEE MANUFACTURER) ALL  
UNDERSIDE OF FASCIA TO  
BE FLUSH WITH TOP PLATE

PRESSURE TREATED  
WOOD DECK ON STEEL  
ANGLE BOLTED TO  
FOUNDATION. EXTERIOR  
GUARDS SEE CANTILEVERED  
PICKET DETAIL ED-1 (SB-7)  
AND DETAIL ED-2 (S-B7)

<p>UNPROTECTED OPENINGS:  PROPERTY SET BACK 1.2m, ALLOWABLE 7 %  AREA OF EXPOSED BUILDING FACE – 88.7 m. sq.  AREA OF UNPROTECTED OPENINGS – 4.4 m. sq.  PERCENTAGE OF UNPROTECTED OPENINGS – 4.9 %</p>
---

SCALE: 3/16" = 1'-0"




**Valecraft**  
 Homes Ltd.

- PERSONAL BCIN #19896
- TARION REGISTRATION NUMBER #611

THIS DRAWING IS TO BE USED IN CONJUNCTION WITH SCHEDULE B-1A AND ANY 680'S AND MAY SHOW ONLY SOME OF THE CHANGES DETAILED ON THAT DOCUMENT. SHOULD THE DRAWINGS NOT SHOW ALL ITEMS CONTAINED ON A SCHEDULE OR MISS OTHER ITEMS ALTOGETHER, THE SCHEDULE IS CONSIDERED THE GOVERNING DOCUMENT.

THE GENERAL CONTRACTOR SHALL CHECK AND VERIFY ALL DIMENSIONS AND REPORT ERRORS AND OMISSIONS TO VALECRAFT'S ARCHITECTURAL DEPARTMENT.

THE GENERAL CONTRACTOR OR SUB-CONTRACTORS WILL BE HELD RESPONSIBLE FOR ALL WORK DONE ON THE CONSTRUCTION SITE.

- B - BRICK (MAIN)
- B1 - BRICK SOLDIER COURSE (ACCENT)
- B2 - BRICK SOLDIER COURSE (ACCENT)  
20mm PROUD
- B3 - BRICK SLEEPER COURSE
- B4 - STACK BAND (ACCENT)
- B5 - BRICK SILL (ACCENT)
- B6 - BRICK ROW LOCK (ACCENT)
- B7 - BRICK CORRELLING
- B8 - BRICK COINING 20mm PROUD
- +20 - BRICK 20mm PROUD
- 20 - BRICK 20mm RECESSED
- S - SIDING (HORIZONTAL)
- ST - STONE VENEER
- T - TRIM 200mm COVE SIDING
- AF - ALUMINUM FASCIA
- AC - ALUMINUM CLADDING
- AB - 48" ALUMINUM BAND
- AS - ASPHALT SHINGLES
- F - FLASHING
- V - ROOF VENT (MAXIMUM)
- P - PARGING
- PC - PARGING
- PC10 - PRECAST HEADER 10"
- PC8 - PRECAST HEADER 8"
- PCS - PRECAST SILL
- PCB - PRECAST BAND
- V - VINYL SHAKES
- VCS - SIDING (VERTICAL CORNER)

[illegible]

DRAWING: **3 BEDROOM  
ELEVATION A-C - REAR**

## 825 - THE BRADLEY 2018 FOOTPRINT

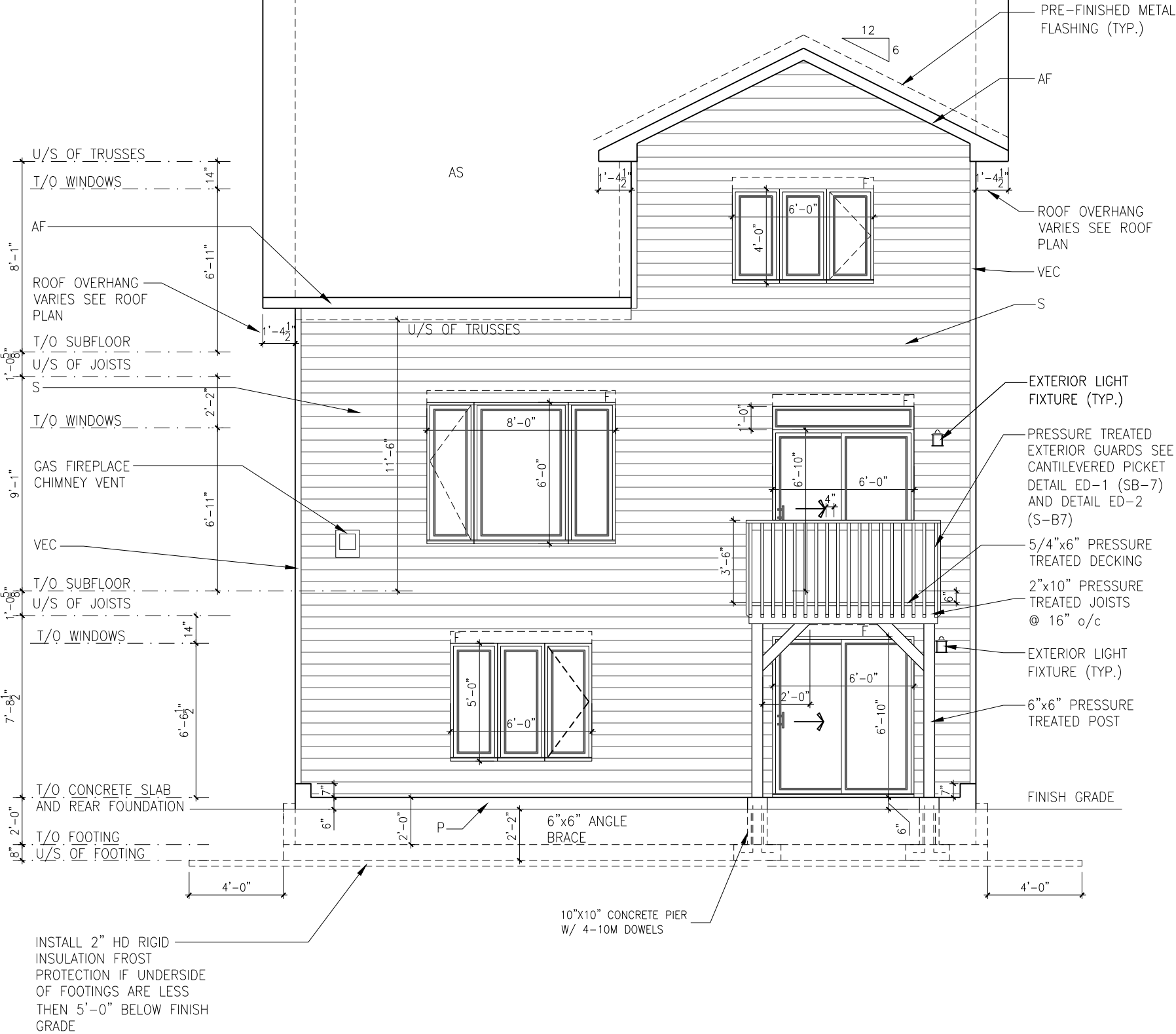
SHEET:  
**A4a**

NOTE:  
HEEL ON ALL TRUSSES  
(SEE MANUFACTURER) ALL  
UNDERSIDE OF FASCIA TO  
BE FLUSH WITH TOP PLATE



PROVIDE MAXIMUM VENT AND  
INSTALL AS PER 9.19.1 OF THE O.B.C.  
(MIN. 25% AT TOP AND MIN. 25% AT BOTTOM)

NOTE:  
HEEL ON ALL TRUSSES  
(SEE MANUFACTURER) ALL  
UNDERSIDE OF FASCIA TO  
BE FLUSH WITH TOP PLATE



LOT: XXXX  
DATE: XX/XX/XXXX



I, DANIEL GUERIN, ARCHITECTURAL MANAGER FOR  
VALECRAFT HOMES LTD., HAVE REVIEWED THE FOLLOWING DOCUMENTS  
AND TAKE RESPONSIBILITY FOR THE DESIGN ACTIVITIES.

- PERSONAL BCIN #19896
- TARIION REGISTRATION NUMBER #611

\*\* SEE SIGNED SCHEDULE 1: DESIGNER INFORMATION FORM \*\*

THIS DRAWING IS TO BE USED IN CONJUNCTION WITH SCHEDULE  
B-1A AND ANY 680'S AND MAY SHOW ONLY SOME OF THE CHANGES  
DETAILED ON THAT DOCUMENT. SHOULD THE DRAWINGS NOT SHOW  
ALL ITEMS CONTAINED ON A SCHEDULE OR MISS OTHER ITEMS  
ALTOGETHER, THE SCHEDULE IS CONSIDERED THE GOVERNING  
DOCUMENT.

ALL CONTRACTORS SHALL PERFORM THEIR WORK WHETHER  
DESCRIBED OR NOT, ACCORDING TO THE APPLICABLE BUILDING  
CODE REQUIREMENTS AND MUNICIPAL REGULATIONS.

THE GENERAL CONTRACTOR SHALL CHECK AND VERIFY ALL  
DIMENSIONS AND REPORT ERRORS AND OMISSIONS TO VALECRAFT'S  
ARCHITECTURAL DEPARTMENT.

NO DIMENSION SHOULD BE SCALED ON DRAWINGS.

THE GENERAL CONTRACTOR OR SUB-CONTRACTORS WILL BE HELD  
RESPONSIBLE FOR ALL WORK DONE ON THE CONSTRUCTION SITE.

EXTERIOR FINISH LEGEND:

- B - BRICK (MAIN)
- B1 - BRICK SOLDIER COURSE (ACCENT)
- B2 - BRICK SOLDIER COURSE (ACCENT)  
+ 20mm PROUD
- B3 - BRICK SLEEPER COURSE
- B4 - STACK BOND (ACCENT)
- B5 - BRICK SILL (ACCENT)
- B6 - BRICK ROW LOCK (ACCENT)
- B7 - BRICK CORBELLING
- B8 - BRICK COINING 20mm PROUD
- +20 - BRICK 20mm PROUD
- 20 - BRICK 20mm RECESSED
- S - SIDING (HORIZONTAL)
- ST - STONE VENEER
- T - TRIM 200mm COVE SIDING
- AF - ALUMINUM FASCIA
- AC - ALUMINUM CLADDING
- AB - 48" ALUMINUM BAND
- AS - ASPHALT SHINGLES
- F - FLASHING
- V - ROOF VENT (MAXIMUM)
- P - PARGING
- PC - PARGING
- PCH10 - PRECAST HEADER 10"
- PCH8 - PRECAST HEADER 8"
- PCS - PRECAST SILL
- PCB - PRECAST BAND
- VS - VINYL SHAKES
- VEC - SIDING (VERTICAL CORNER)

### 2012 O.B.C. DRAWINGS

REV-2	STRUCTURAL REVISION #1	09/14/2018	VH
REV-1	NEW STANDARD DRWG MODIFICATION	20/06/2018	DOYON
NO.	DESCRIPTION	DATE	BY

DRAWING: **WALK-OUT BASEMENT  
3 BED - ELEV. A-C - REAR**

ADDRESS: XX SCALE: 3/16" = 1'-0" DATE: XX/XX/XXXX

**825 - THE BRADLEY  
2018 FOOTPRINT**

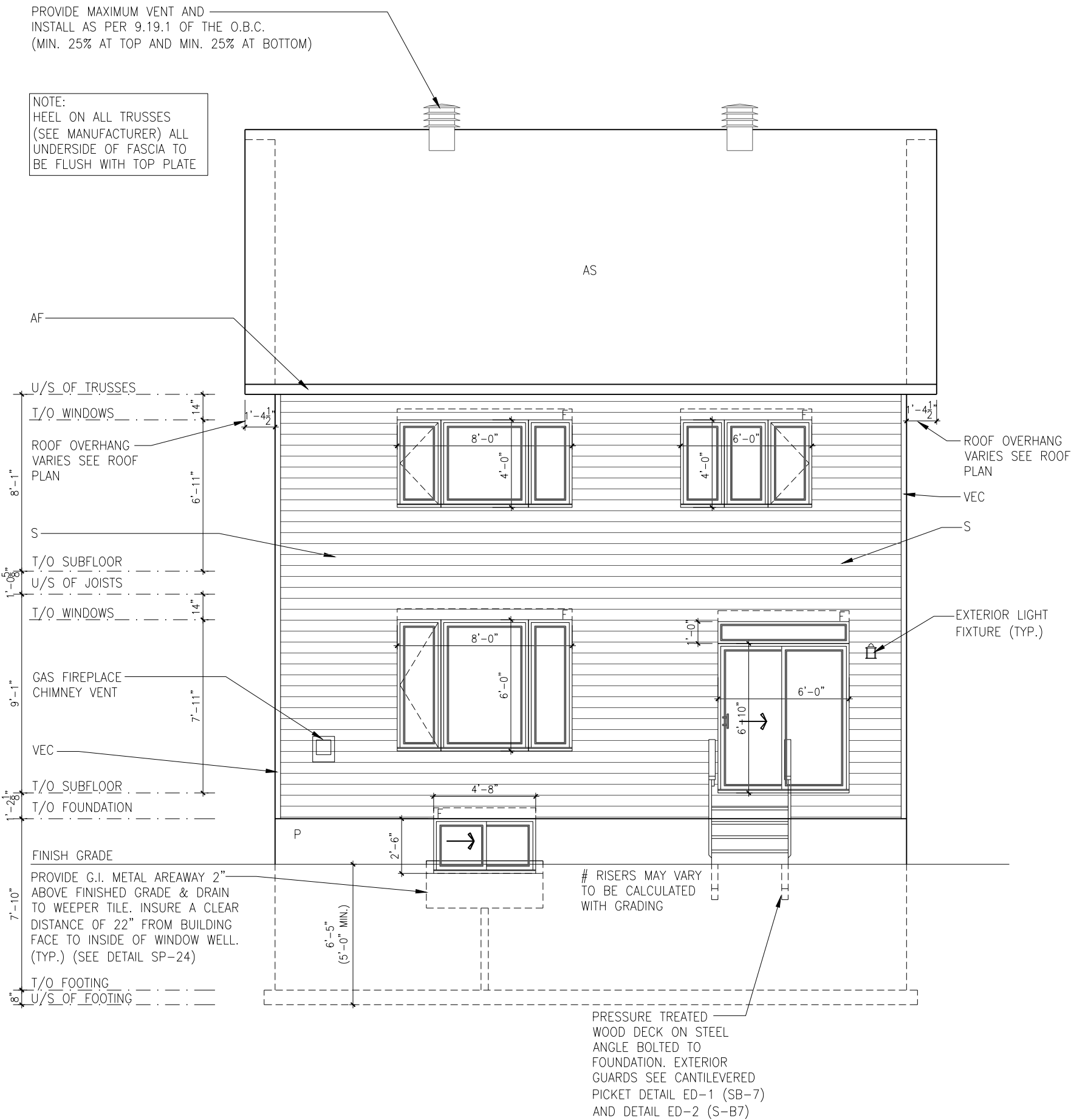
(STANDARD DRAWINGS)

SHEET:

**A4a**

### WALK-OUT BASEMENT - 3 BEDROOM - ELEVATION A-C - REAR

SCALE: 3/16" = 1'-0"



4 BEDROOM - ELEVATION A-C - REAR

SCALE: 3/16" = 1'-0"

LOT: XXXX  
DATE: XX/XX/XXXX



I, DANIEL GUERIN, ARCHITECTURAL MANAGER FOR VALECRAFT HOMES LTD., HAVE REVIEWED THE FOLLOWING DOCUMENTS AND TAKE RESPONSIBILITY FOR THE DESIGN ACTIVITIES.

- PERSONAL BCIN #19896
- TARIION REGISTRATION NUMBER #611

\*\* SEE SIGNED SCHEDULE 1: DESIGNER INFORMATION FORM \*\*

THIS DRAWING IS TO BE USED IN CONJUNCTION WITH SCHEDULE B-1A AND ANY 680'S AND MAY SHOW ONLY SOME OF THE CHANGES DETAILED ON THAT DOCUMENT. SHOULD THE DRAWINGS NOT SHOW ALL ITEMS CONTAINED ON A SCHEDULE OR MISS OTHER ITEMS ALTOGETHER, THE SCHEDULE IS CONSIDERED THE GOVERNING DOCUMENT.

ALL CONTRACTORS SHALL PERFORM THEIR WORK WHETHER DESCRIBED OR NOT, ACCORDING TO THE APPLICABLE BUILDING CODE REQUIREMENTS AND MUNICIPAL REGULATIONS.

THE GENERAL CONTRACTOR SHALL CHECK AND VERIFY ALL DIMENSIONS AND REPORT ERRORS AND OMISSIONS TO VALECRAFT'S ARCHITECTURAL DEPARTMENT.

NO DIMENSION SHOULD BE SCALED ON DRAWINGS.

THE GENERAL CONTRACTOR OR SUB-CONTRACTORS WILL BE HELD RESPONSIBLE FOR ALL WORK DONE ON THE CONSTRUCTION SITE.

EXTERIOR FINISH LEGEND:

- B - BRICK (MAIN)
- B1 - BRICK SOLDIER COURSE (ACCENT)
- B2 - BRICK SOLDIER COURSE (ACCENT) + 20mm PROUD
- B3 - BRICK SLEEPER COURSE
- B4 - STACK BOND (ACCENT)
- B5 - BRICK SILL (ACCENT)
- B6 - BRICK ROW LOCK (ACCENT)
- B7 - BRICK CORBELLING
- B8 - BRICK COINING 20mm PROUD
- +20 - BRICK 20mm PROUD
- 20 - BRICK 20mm RECESSED
- S - SIDING (HORIZONTAL)
- ST - STONE VENEER
- T - TRIM 200mm COVE SIDING
- AF - ALUMINUM FASCIA
- AC - ALUMINUM CLADDING
- AB - 48" ALUMINUM BAND
- AS - ASPHALT SHINGLES
- F - FLASHING
- V - ROOF VENT (MAXIMUM)
- P - PARGING
- PC - PARGING
- PCH10 - PRECAST HEADER 10"
- PCH8 - PRECAST HEADER 8"
- PCS - PRECAST SILL
- PCB - PRECAST BAND
- VS - VINYL SHAKES
- VEC - SIDING (VERTICAL CORNER)

2012 O.B.C. DRAWINGS


REV-2	STRUCTURAL REVISION #1	09/14/2018	VH
REV-1	NEW STANDARD DRWG MODIFICATION	20/06/2018	DOYON
NO.	DESCRIPTION	DATE	BY

DRAWING: 4 BEDROOM  
ELEVATION A-C - REAR

ADDRESS:	SCALE:	DATE:
XX	3/16" = 1'-0"	XX/XX/XXXX

825 - THE BRADLEY  
2018 FOOTPRINT  
(STANDARD DRAWINGS)

SHEET:  
A4a


**Valecraft**  
Homes Ltd.

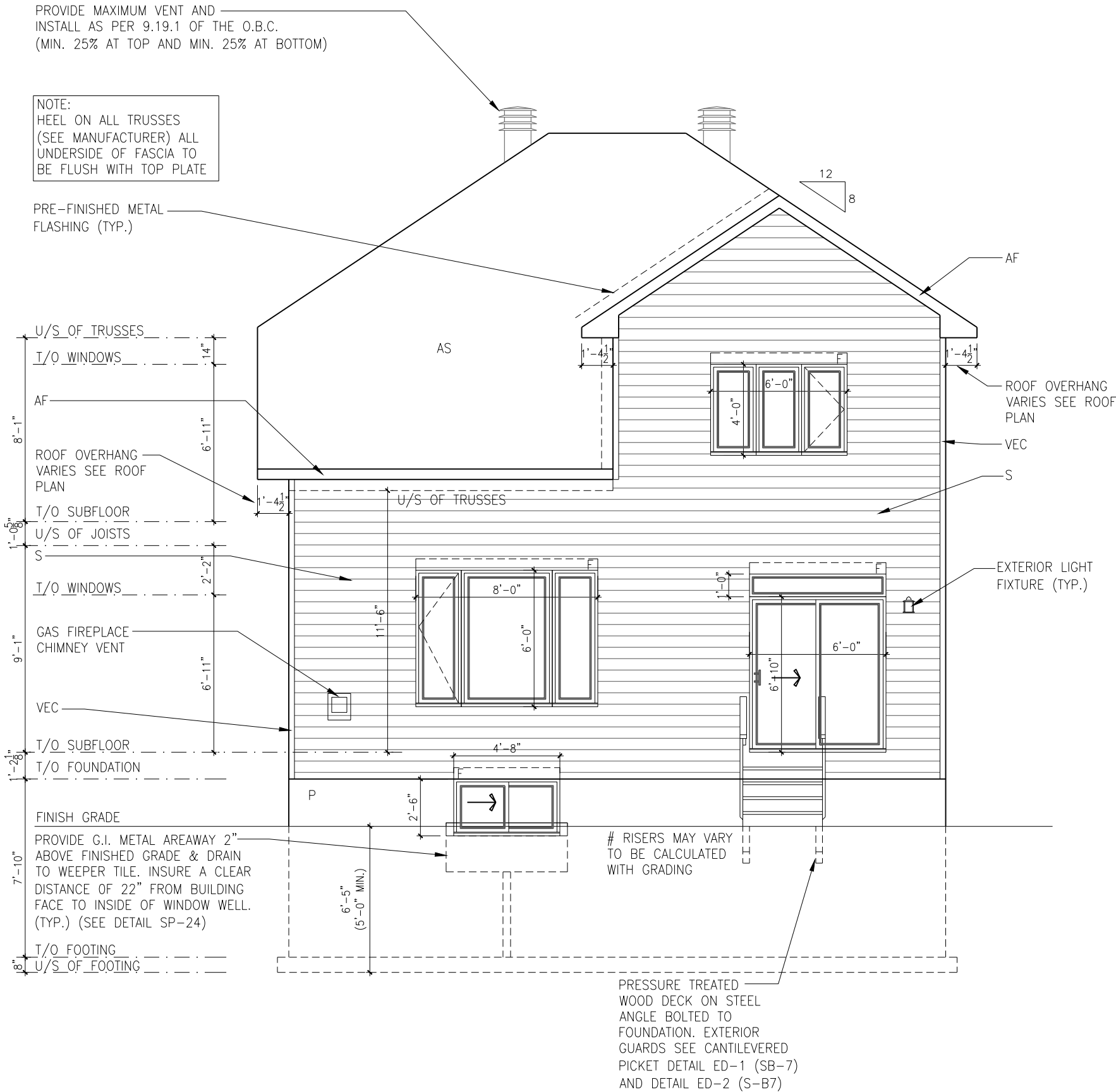
\*\* SEE SIGNED SCHEDULE 1: DESIGNER INFORMATION FORM \*

- B - BRICK (MAIN)
- B1 - BRICK SOLDIER COURSE (ACCENT)
- B2 - BRICK SOLDIER COURSE (ACCENT)  
20mm PROUD
- B3 - BRICK SLEEPER COURSE
- B4 - STACK BAND (ACCENT)
- B5 - BRICK SILL (ACCENT)
- B6 - BRICK ROW LOCK (ACCENT)
- B7 - BRICK CORRELLING
- B8 - BRICK COINING 20mm PROUD
- +20 - BRICK 20mm PROUD
- 20 - BRICK 20mm RECESSED
- S - SIDING (HORIZONTAL)
- ST - STONE VENEER
- T - TRIM 200mm COVE SIDING
- AF - ALUMINUM FASCIA
- AC - ALUMINUM CLADDING
- AB - 48" ALUMINUM BAND
- AS - ASPHALT SHINGLES
- F - FLASHING
- V - ROOF VENT (MAXIMUM)
- P - PARGING
- PC - PARGING
- PC10 - PRECAST HEADER 10"
- PC8 - PRECAST HEADER 8"
- PCS - PRECAST SILL
- PCB - PRECAST BAND
- V - VINYL SHAKES
- VEC - SIDING (VERTICAL CORNER)

(STANDARD DRAWINGS)

SHEET:  
**A4a**

SCALE: 3/16" = 1'-0"



LOT: XXXX  
DATE: XX/XX/XXXX



I, DANIEL GUERIN, ARCHITECTURAL MANAGER FOR  
VALECRAFT HOMES LTD., HAVE REVIEWED THE FOLLOWING DOCUMENTS  
AND TAKE RESPONSIBILITY FOR THE DESIGN ACTIVITIES.

- PERSONAL BCIN #19896
- TARIION REGISTRATION NUMBER #611

\*\* SEE SIGNED SCHEDULE 1: DESIGNER INFORMATION FORM \*\*

THIS DRAWING IS TO BE USED IN CONJUNCTION WITH SCHEDULE  
B-1A AND ANY 680'S AND MAY SHOW ONLY SOME OF THE CHANGES  
DETAILED ON THAT DOCUMENT. SHOULD THE DRAWINGS NOT SHOW  
ALL ITEMS CONTAINED ON A SCHEDULE OR MISS OTHER ITEMS  
ALTOGETHER, THE SCHEDULE IS CONSIDERED THE GOVERNING  
DOCUMENT.

ALL CONTRACTORS SHALL PERFORM THEIR WORK WHETHER  
DESCRIBED OR NOT, ACCORDING TO THE APPLICABLE BUILDING  
CODE REQUIREMENTS AND MUNICIPAL REGULATIONS.

THE GENERAL CONTRACTOR SHALL CHECK AND VERIFY ALL  
DIMENSIONS AND REPORT ERRORS AND OMISSIONS TO VALECRAFT'S  
ARCHITECTURAL DEPARTMENT.

NO DIMENSION SHOULD BE SCALED ON DRAWINGS.

THE GENERAL CONTRACTOR OR SUB-CONTRACTORS WILL BE HELD  
RESPONSIBLE FOR ALL WORK DONE ON THE CONSTRUCTION SITE.

EXTERIOR FINISH LEGEND:

- B - BRICK (MAIN)
- B1 - BRICK SOLDIER COURSE (ACCENT)
- B2 - BRICK SOLDIER COURSE (ACCENT)
- + 20mm PROUD
- B3 - BRICK SLEEPER COURSE
- B4 - STACK BOND (ACCENT)
- B5 - BRICK SILL (ACCENT)
- B6 - BRICK ROW LOCK (ACCENT)
- B7 - BRICK CORBELLING
- B8 - BRICK COINING 20mm PROUD
- +20 - BRICK 20mm PROUD
- 20 - BRICK 20mm RECESSED
- S - SIDING (HORIZONTAL)
- ST - STONE VENEER
- T - TRIM 200mm COVE SIDING
- AF - ALUMINUM FASCIA
- AC - ALUMINUM CLADDING
- AB - 48" ALUMINUM BAND
- AS - ASPHALT SHINGLES
- F - FLASHING
- V - ROOF VENT (MAXIMUM)
- P - PARGING
- PC - PARGING
- PCH10 - PRECAST HEADER 10"
- PCH8 - PRECAST HEADER 8"
- PCS - PRECAST SILL
- PCB - PRECAST BAND
- VS - VINYL SHAKES
- VEC - SIDING (VERTICAL CORNER)

### 2012 O.B.C. DRAWINGS


REV-2	STRUCTURAL REVISION #1	09/14/2018	VH
REV-1	NEW STANDARD DRWG MODIFICATION	20/06/2018	DOYON
NO.	DESCRIPTION	DATE	BY

DRAWING: **3 BEDROOM  
ELEVATION B - REAR**

ADDRESS: xx SCALE: 3/16" = 1'-0" DATE: xx/xx/xxxx

**825 - THE BRADLEY  
2018 FOOTPRINT**  
(STANDARD DRAWINGS)

SHEET: **A4b**



**Valecraft**  
Homes Ltd.

- PERSONAL BCIN #19896
- TARIION REGISTRATION NUMBER #611

\*\* SEE SIGNED SCHEDULE 1: DESIGNER INFORMATION FORM \*\*

ALL CONTRACTORS SHALL PERFORM THEIR WORK WHETHER DESCRIBED OR NOT, ACCORDING TO THE APPLICABLE BUILDING CODE REQUIREMENTS AND MUNICIPAL REGULATIONS.

NO DIMENSION SHOULD BE SCALED ON DRAWINGS.

EXTERIOR FINISH LEGEND:

- B - BRICK (MAIN)
- B1 - BRICK SOLDIER COURSE (ACCENT)
- B2 - BRICK SOLDIER COURSE (ACCENT)  
+ 20mm PROUD
- B3 - BRICK SLEEPER COURSE
- B4 - STACK BOND (ACCENT)
- B5 - BRICK SILL (ACCENT)
- B6 - BRICK ROW LOCK (ACCENT)
- B7 - BRICK CORBELLING
- B8 - BRICK COINING 20mm PROUD
- +20 - BRICK 20mm PROUD
- 20 - BRICK 20mm RECESSED
- S - SIDING (HORIZONTAL)
- ST - STONE VENEER
- T - TRIM 200mm COVE SIDING
- AF - ALUMINUM FASCIA
- AC - ALUMINUM CLADDING
- AB - 48" ALUMINUM BAND
- AS - ASPHALT SHINGLES
- F - FLASHING
- V - ROOF VENT (MAXIMUM)
- P - PARGING
- PC - PARGING
- PC110 - PRECAST HEADER 10"
- PC8 - PRECAST HEADER 8"
- PCS - PRECAST SILL
- PCB - PRECAST BAND
- V - VINYL SHAKES
- VEC - SIDING (VERTICAL CORNER)


REV-2	STRUCTURAL REVISION #1	09/14/2018	VH
REV-1	NEW STANDARD DRWG MODIFICATION	20/06/2018	DOYON
NO.	DESCRIPTION	DATE	BY

ADDRESS:	SCALE:	DATE:
XX	3/16" = 1'-0"	XX/XX/XXXX

(STANDARD DRAWINGS)

SHEET:  
**A4b**

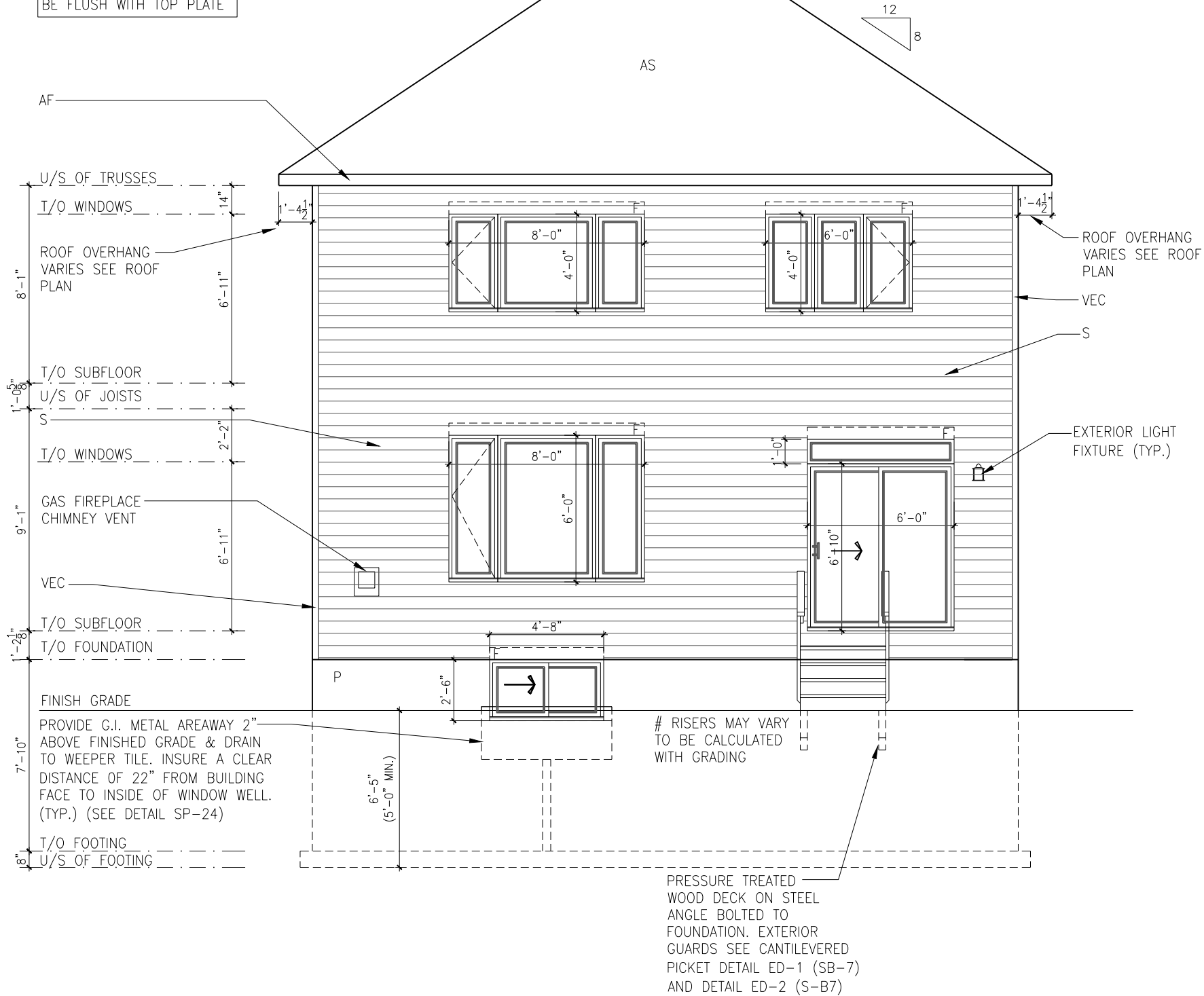
10"X10" CONCRETE PIER  
W/ 4-10M DOWELS

SCALE: 3/16" = 1'-0"



PROVIDE MAXIMUM VENT AND  
INSTALL AS PER 9.19.1 OF THE O.B.C.  
(MIN. 25% AT TOP AND MIN. 25% AT BOTTOM)

NOTE:  
HEEL ON ALL TRUSSES  
(SEE MANUFACTURER) ALL  
UNDERSIDE OF FASCIA TO  
BE FLUSH WITH TOP PLATE



#### 4 BEDROOM - ELEVATION B - REAR

SCALE: 3/16" = 1'-0"

LOT: XXXX

DATE: XX/XX/XXXX



**Valecraft**  
Homes Ltd.

I, DANIEL GUERIN, ARCHITECTURAL MANAGER FOR  
VALECRAFT HOMES LTD., HAVE REVIEWED THE FOLLOWING DOCUMENTS  
AND TAKE RESPONSIBILITY FOR THE DESIGN ACTIVITIES.

- PERSONAL BCIN #19896
- TARIION REGISTRATION NUMBER #611

\*\* SEE SIGNED SCHEDULE 1: DESIGNER INFORMATION FORM \*\*

THIS DRAWING IS TO BE USED IN CONJUNCTION WITH SCHEDULE  
B-1A AND ANY 680'S AND MAY SHOW ONLY SOME OF THE CHANGES  
DETAILED ON THAT DOCUMENT. SHOULD THE DRAWINGS NOT SHOW  
ALL ITEMS CONTAINED ON A SCHEDULE OR MISS OTHER ITEMS  
ALTOGETHER, THE SCHEDULE IS CONSIDERED THE GOVERNING  
DOCUMENT.

ALL CONTRACTORS SHALL PERFORM THEIR WORK WHETHER  
DESCRIBED OR NOT, ACCORDING TO THE APPLICABLE BUILDING  
CODE REQUIREMENTS AND MUNICIPAL REGULATIONS.

THE GENERAL CONTRACTOR SHALL CHECK AND VERIFY ALL  
DIMENSIONS AND REPORT ERRORS AND OMISSIONS TO VALECRAFT'S  
ARCHITECTURAL DEPARTMENT.

NO DIMENSION SHOULD BE SCALED ON DRAWINGS.

THE GENERAL CONTRACTOR OR SUB-CONTRACTORS WILL BE HELD  
RESPONSIBLE FOR ALL WORK DONE ON THE CONSTRUCTION SITE.

#### EXTERIOR FINISH LEGEND:

- B - BRICK (MAIN)
- B1 - BRICK SOLDIER COURSE (ACCENT)
- B2 - BRICK SOLDIER COURSE (ACCENT)
- + 20mm PROUD
- B3 - BRICK SLEEPER COURSE
- B4 - STACK BOND (ACCENT)
- B5 - BRICK SILL (ACCENT)
- B6 - BRICK ROW LOCK (ACCENT)
- B7 - BRICK CORBELLING
- B8 - BRICK COINING 20mm PROUD
- +20 - BRICK 20mm PROUD
- 20 - BRICK 20mm RECESSED
- S - SIDING (HORIZONTAL)
- ST - STONE VENEER
- T - TRIM 200mm COVE SIDING
- AF - ALUMINUM FASCIA
- AC - ALUMINUM CLADDING
- AB - 48" ALUMINUM BAND
- AS - ASPHALT SHINGLES
- F - FLASHING
- V - ROOF VENT (MAXIMUM)
- P - PARGING
- PC - PARGING
- PCH10 - PRECAST HEADER 10"
- PCH8 - PRECAST HEADER 8"
- PCS - PRECAST SILL
- PCB - PRECAST BAND
- VS - VINYL SHAKES
- VEC - SIDING (VERTICAL CORNER)

#### 2012 O.B.C. DRAWINGS


REV-2	STRUCTURAL REVISION #1	09/14/2018	VH
REV-1	NEW STANDARD DRWG MODIFICATION	20/06/2018	DOYON
NO.	DESCRIPTION	DATE	BY

#### DRAWING: 4 BEDROOM ELEVATION B - REAR

ADDRESS: XX SCALE: 3/16" = 1'-0" DATE: XX/XX/XXXX

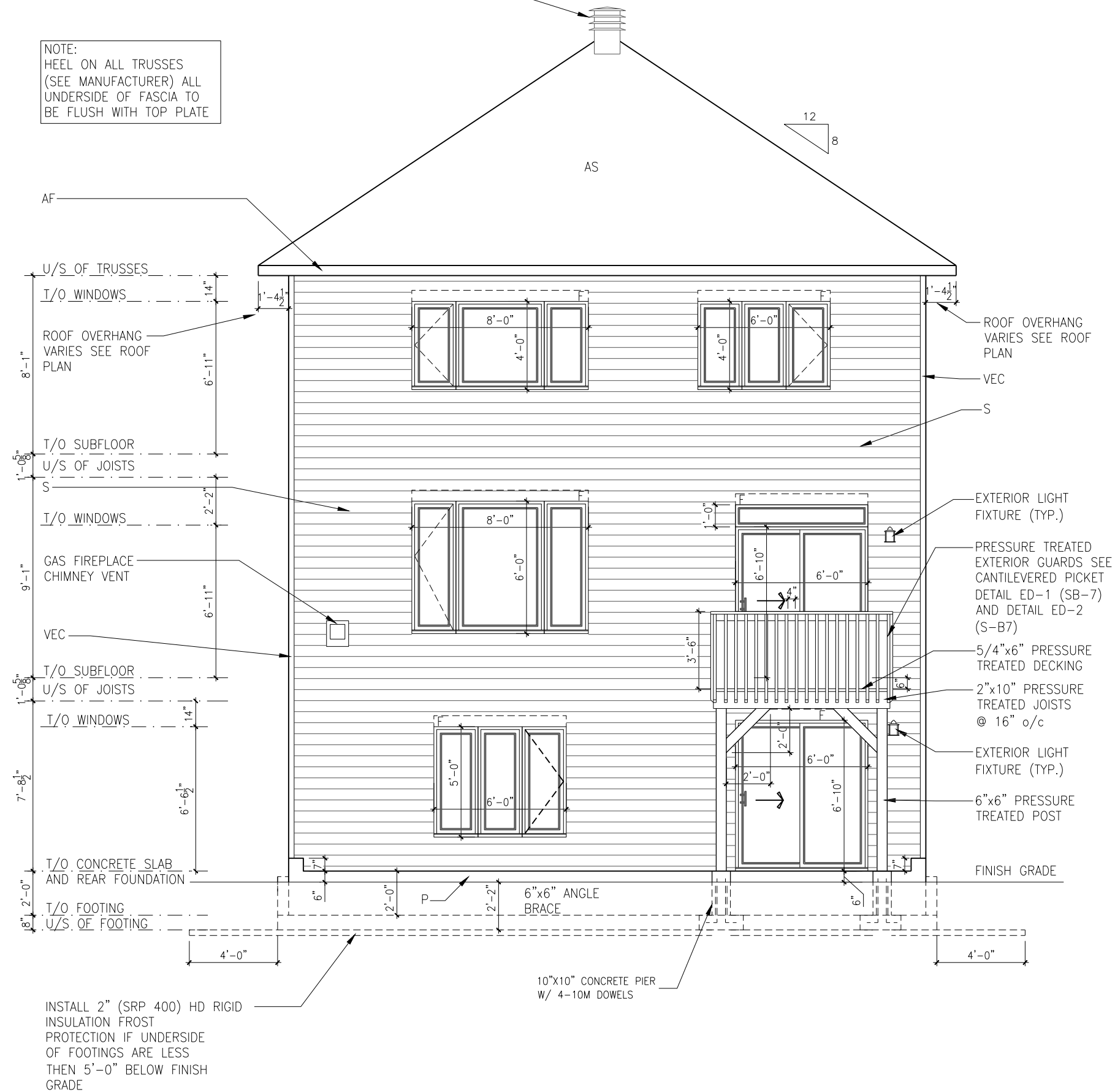
825 - THE BRADLEY  
2018 FOOTPRINT

(STANDARD DRAWINGS)

SHEET:

A4b

NOTE:  
HEEL ON ALL TRUSSES  
(SEE MANUFACTURER) ALL  
UNDERSIDE OF FASCIA TO  
BE FLUSH WITH TOP PLATE



SCALE:  $3/16" = 1'-0"$

- B - BRICK (MAIN)
- B1 - BRICK SOLDIER COURSE (ACCENT)
- B2 - BRICK SOLDIER COURSE (ACCENT)
  - + 20mm PROUD
- B3 - BRICK SLEEPER COURSE
- B4 - STACK BOND (ACCENT)
- B5 - BRICK SILL (ACCENT)
- B6 - BRICK ROW LOCK (ACCENT)
- B7 - BRICK CORRELLING
- B8 - BRICK COINING 20mm PROUD
- +20 - BRICK 20mm PROUD
- 20 - BRICK 20mm RECESSED
- S - SIDING (HORIZONTAL)
- ST - STONE VENEER
- T - TRIM 200mm COVE SIDING
- AF - ALUMINUM FASCIA
- AC - ALUMINUM CLADDING
- AB - 48" ALUMINUM BAND
- AS - ASPHALT SHINGLES
- F - FLASHING
- V - ROOF VENT (MAXIMUM)
- P - PARGING
- PC - PARGING
- PCH10 - PRECAST HEADER 10"
- PCH8 - PRECAST HEADER 8"
- PCS - PRECAST SILL
- PCB - PRECAST BAND
- VS - VINYL SHAKES
- VEC - SIDING (VERTICAL CORNER)

## 2012 O.B.C. DRAWINGS

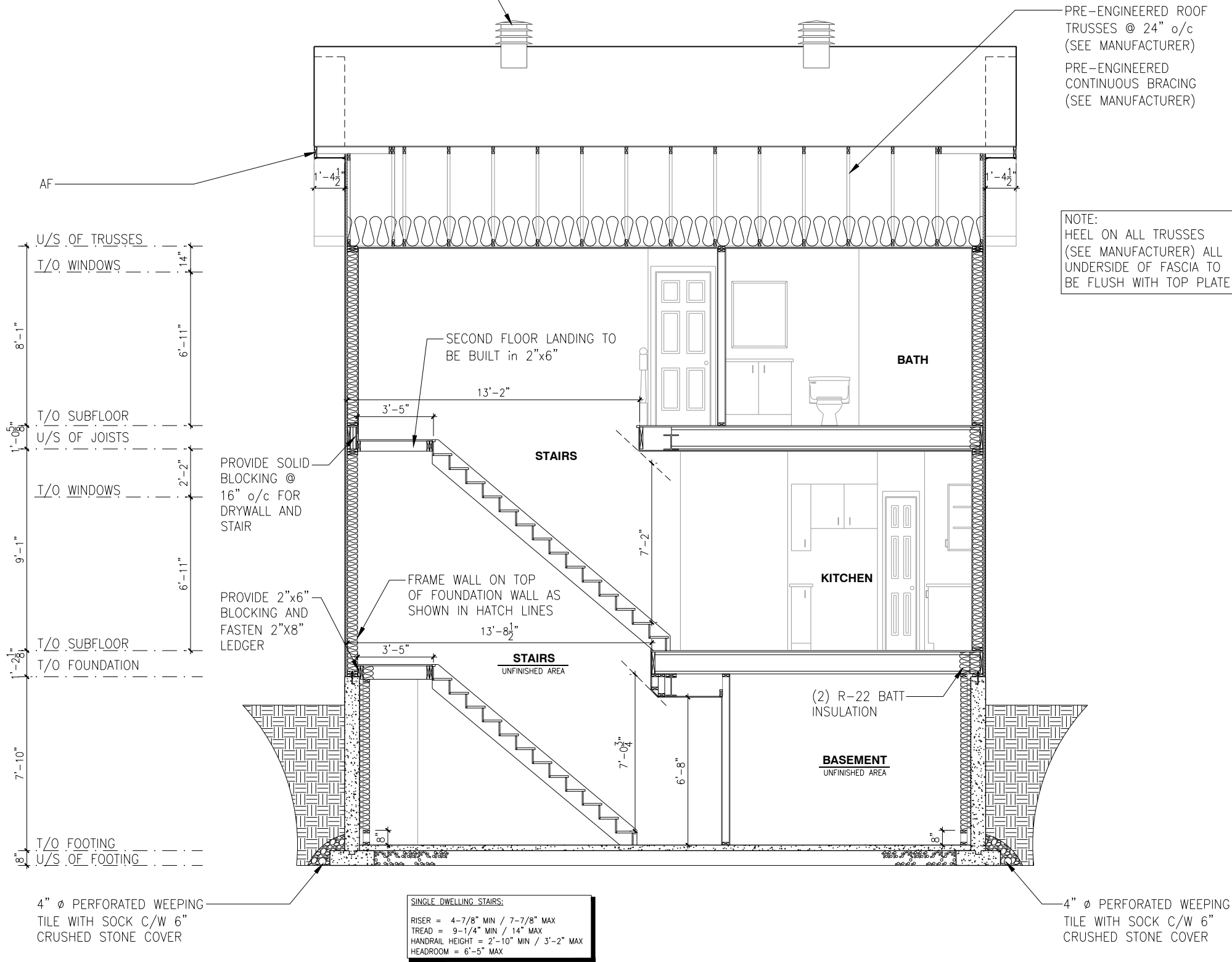
REV-2	STRUCTURAL REVISION #1	09/14/2018	VH
REV-1	NEW STANDARD DRWG MODIFICATION	20/06/2018	DOYON
NO.	DESCRIPTION	DATE	BY

ADDRESS: XX	SCALE: 3/16" = 1'-0"	DATE: XX/XX/XXXX
----------------	-------------------------	---------------------

(STANDARD DRAWINGS)

**A4b**

PROVIDE MAXIMUM VENT AND  
INSTALL AS PER 9.19.1 OF THE O.B.C.  
(MIN. 25% AT TOP AND MIN. 25% AT BOTTOM)



LOT: XXXX  
DATE: XX/XX/XXXX



I, DANIEL GUERIN, ARCHITECTURAL MANAGER FOR VALECRAFT HOMES LTD., HAVE REVIEWED THE FOLLOWING DOCUMENTS AND TAKE RESPONSIBILITY FOR THE DESIGN ACTIVITIES.

- PERSONAL BCIN #19896
- TARIION REGISTRATION NUMBER #611

\*\* SEE SIGNED SCHEDULE 1: DESIGNER INFORMATION FORM \*\*

THIS DRAWING IS TO BE USED IN CONJUNCTION WITH SCHEDULE B-1A AND ANY 680'S AND MAY SHOW ONLY SOME OF THE CHANGES DETAILED ON THAT DOCUMENT. SHOULD THE DRAWINGS NOT SHOW ALL ITEMS CONTAINED ON A SCHEDULE OR MISS OTHER ITEMS ALTOGETHER, THE SCHEDULE IS CONSIDERED THE GOVERNING DOCUMENT.

ALL CONTRACTORS SHALL PERFORM THEIR WORK WHETHER DESCRIBED OR NOT, ACCORDING TO THE APPLICABLE BUILDING CODE REQUIREMENTS AND MUNICIPAL REGULATIONS.

THE GENERAL CONTRACTOR SHALL CHECK AND VERIFY ALL DIMENSIONS AND REPORT ERRORS AND OMISSIONS TO VALECRAFT'S ARCHITECTURAL DEPARTMENT.

NO DIMENSION SHOULD BE SCALED ON DRAWINGS.

THE GENERAL CONTRACTOR OR SUB-CONTRACTORS WILL BE HELD RESPONSIBLE FOR ALL WORK DONE ON THE CONSTRUCTION SITE.

EXTERIOR FINISH LEGEND:

- B - BRICK (MAIN)
- B1 - BRICK SOLDIER COURSE (ACCENT)
- B2 - BRICK SOLDIER COURSE (ACCENT) + 20mm PROUD
- B3 - BRICK SLEEPER COURSE
- B4 - STACK BOND (ACCENT)
- B5 - BRICK SILL (ACCENT)
- B6 - BRICK ROW LOCK (ACCENT)
- B7 - BRICK CORBELLING
- B8 - BRICK COINING 20mm PROUD
- +20 - BRICK 20mm PROUD
- 20 - BRICK 20mm RECESSED
- S - SIDING (HORIZONTAL)
- ST - STONE VENEER
- T - TRIM 200mm COVE SIDING
- AF - ALUMINUM FASCIA
- AC - ALUMINUM CLADDING
- AB - 48" ALUMINUM BAND
- AS - ASPHALT SHINGLES
- F - FLASHING
- V - ROOF VENT (MAXIMUM)
- P - PARGING
- PC - PARGING
- PCH10 - PRECAST HEADER 10"
- PCH8 - PRECAST HEADER 8"
- PCS - PRECAST SILL
- PCB - PRECAST BAND
- VS - VINYL SHAKES
- VEC - SIDING (VERTICAL CORNER)

#### 2012 O.B.C. DRAWINGS

REV	DESCRIPTION	DATE	BY
REV-2	STRUCTURAL REVISION #1	09/14/2018	VH
REV-1	NEW STANDARD DRWG MODIFICATION	20/06/2018	DOYON

NO.	DESCRIPTION	DATE	BY
REV-1	NEW STANDARD DRWG MODIFICATION	20/06/2018	DOYON

#### DRAWING: BUILDING SECTION - 3 AND 4 BEDROOM - ELEVATION A-B-C

ADDRESS:	SCALE:	DATE:
xx	3/16" = 1'-0"	xx/xx/xxxx

825 - THE BRADLEY  
2018 FOOTPRINT

(STANDARD DRAWINGS)

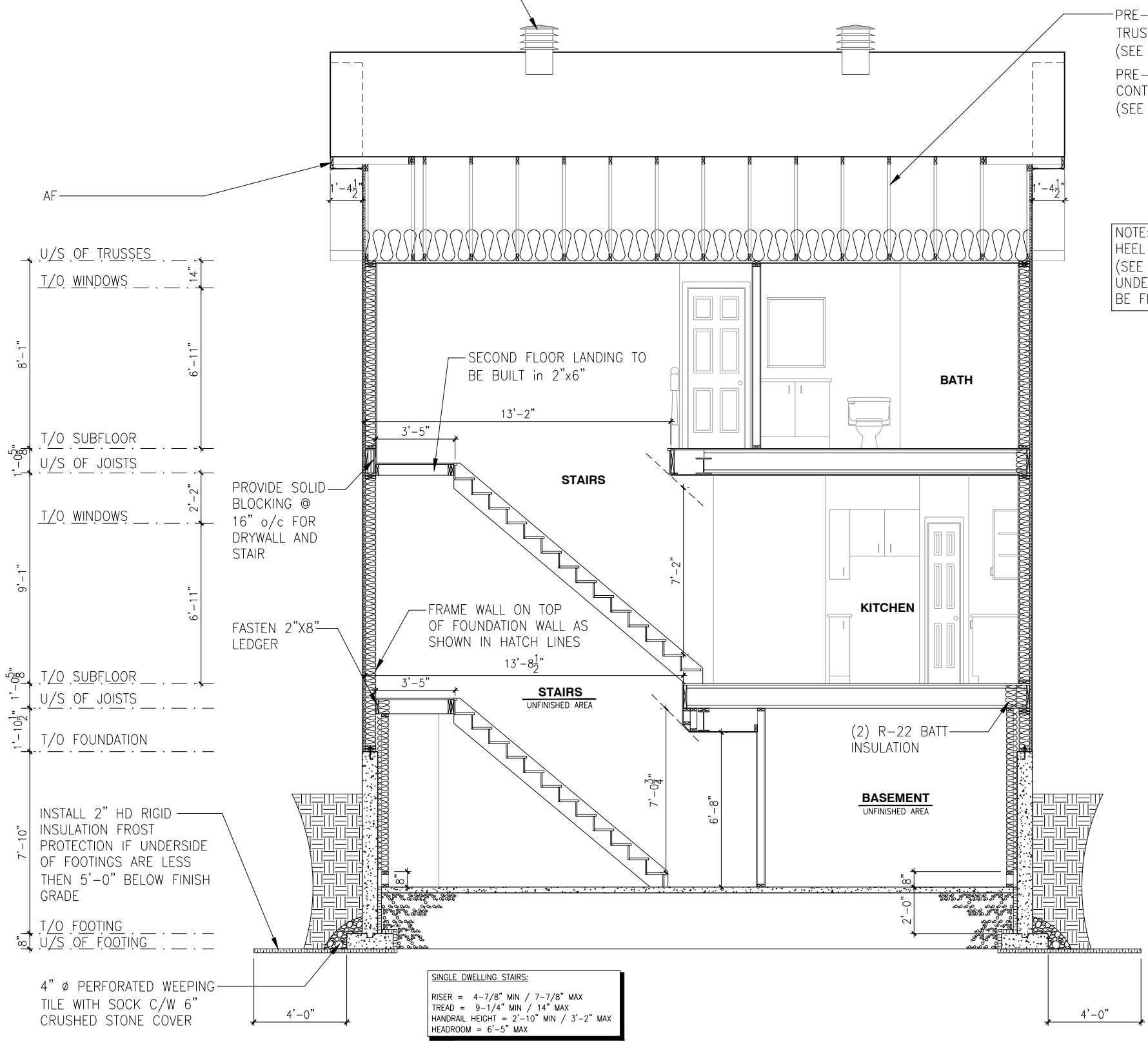
SHEET:

A5a

#### BUILDING SECTION - 3 AND 4 BEDROOM - ELEVATION A-B-C

SCALE: 3/16" = 1'-0"

PROVIDE MAXIMUM VENT AND  
INSTALL AS PER 9.19.1 OF THE O.B.C.  
(MIN. 25% AT TOP AND MIN. 25% AT BOTTOM)



PRE-ENGINEERED ROOF  
TRUSSES @ 24" o/c  
(SEE MANUFACTURER)  
PRE-ENGINEERED  
CONTINUOUS BRACING  
(SEE MANUFACTURER)

NOTE:  
HEEL ON ALL TRUSSES  
(SEE MANUFACTURER) ALL  
UNDERSIDE OF FASCIA TO  
BE FLUSH WITH TOP PLATE

I, DANIEL GUERIN, ARCHITECTURAL MANAGER FOR  
VALECRAFT HOMES LTD., HAVE REVIEWED THE FOLLOWING DOCUMENTS  
AND TAKE RESPONSIBILITY FOR THE DESIGN ACTIVITIES.

- PERSONAL BCIN #19896  
- TARIION REGISTRATION NUMBER #611

\*\* SEE SIGNED SCHEDULE 1: DESIGNER INFORMATION FORM \*\*

THIS DRAWING IS TO BE USED IN CONJUNCTION WITH SCHEDULE  
B-1A AND ANY 680'S AND MAY SHOW ONLY SOME OF THE CHANGES  
DETAILED ON THAT DOCUMENT. SHOULD THE DRAWINGS NOT SHOW  
ALL ITEMS CONTAINED ON A SCHEDULE OR MISS OTHER ITEMS  
ALTOGETHER, THE SCHEDULE IS CONSIDERED THE GOVERNING  
DOCUMENT.

ALL CONTRACTORS SHALL PERFORM THEIR WORK WHETHER  
DESCRIBED OR NOT, ACCORDING TO THE APPLICABLE BUILDING  
CODE REQUIREMENTS AND MUNICIPAL REGULATIONS.

THE GENERAL CONTRACTOR SHALL CHECK AND VERIFY ALL  
DIMENSIONS AND REPORT ERRORS AND OMISSIONS TO VALECRAFT'S  
ARCHITECTURAL DEPARTMENT.

NO DIMENSION SHOULD BE SCALED ON DRAWINGS.

THE GENERAL CONTRACTOR OR SUB-CONTRACTORS WILL BE HELD  
RESPONSIBLE FOR ALL WORK DONE ON THE CONSTRUCTION SITE.

EXTERIOR FINISH LEGEND:

- B - BRICK (MAIN)
- B1 - BRICK SOLDIER COURSE (ACCENT)
- B2 - BRICK SOLDIER COURSE (ACCENT)  
+ 20mm PROUD
- B3 - BRICK SLEEPER COURSE
- B4 - STACK BOND (ACCENT)
- B5 - BRICK SILL (ACCENT)
- B6 - BRICK ROW LOCK (ACCENT)
- B7 - BRICK CORBELLING
- B8 - BRICK COINING 20mm PROUD
- +20 - BRICK 20mm PROUD
- 20 - BRICK 20mm RECESSED
- S - SIDING (HORIZONTAL)
- ST - STONE VENEER
- T - TRIM 200mm COVE SIDING
- AF - ALUMINUM FASCIA
- AC - ALUMINUM CLADDING
- AB - 48" ALUMINUM BAND
- AS - ASPHALT SHINGLES
- F - FLASHING
- V - ROOF VENT (MAXIMUM)
- P - PARGING
- PC - PARGING
- PCH10 - PRECAST HEADER 10"
- PCH8 - PRECAST HEADER 8"
- PCS - PRECAST SILL
- PCB - PRECAST BAND
- VS - VINYL SHAKES
- VEC - SIDING (VERTICAL CORNER)

2012 O.B.C. DRAWINGS


REV-2	STRUCTURAL REVISION #1	09/14/2018	VH
REV-1	NEW STANDARD DRWG MODIFICATION	20/06/2018	DOYON
NO.	DESCRIPTION	DATE	BY

DRAWING: **WALK-OUT - BUILD. SECTION  
3 AND 4 BED - ELEV. A-B-C**

ADDRESS: XX SCALE: 3/16" = 1'-0" DATE: XX/XX/XXXX

825 - THE BRADLEY  
2018 FOOTPRINT

(STANDARD DRAWINGS)

SHEET:

A5a

WALK-OUT BASEMENT - BUILDING SECTION - 3 AND 4 BEDROOM - ELEVATION A-B-C

SCALE: 3/16" = 1'-0"