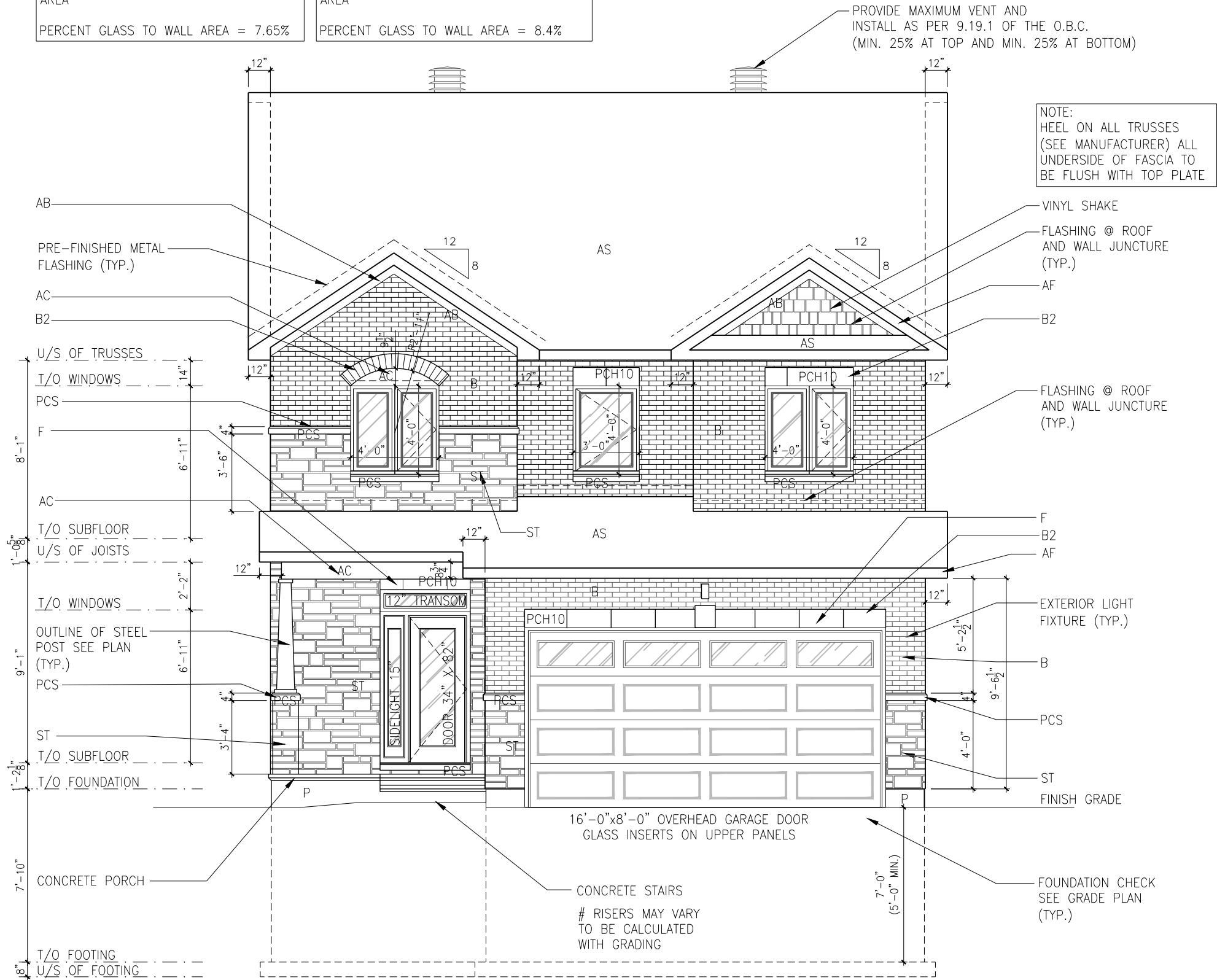


STANDARD PLAN:  
  
GROSS INSULATED = 282.9 M. SQ.  
WALL AREA  
  
GROSS WINDOW = 21.67 M. SQ.  
AREA  
  
PERCENT GLASS TO WALL AREA = 7.65%

STANDARD PLAN WITH WALK-OUT BASEMENT:  
  
GROSS INSULATED = 315.5 M. SQ.  
WALL AREA  
  
GROSS WINDOW = 26.65 M. SQ.  
AREA  
  
PERCENT GLASS TO WALL AREA = 8.4%



LOT: XXXX  
DATE: XX/XX/XXXX



I, DANIEL GUERIN, ARCHITECTURAL MANAGER FOR VALECRAFT HOMES LTD., HAVE REVIEWED THE FOLLOWING DOCUMENTS AND TAKE RESPONSIBILITY FOR THE DESIGN ACTIVITIES.

- PERSONAL BCIN #19896
- TARIION REGISTRATION NUMBER #611

\*\* SEE SIGNED SCHEDULE 1: DESIGNER INFORMATION FORM \*\*

THIS DRAWING IS TO BE USED IN CONJUNCTION WITH SCHEDULE B-1A AND ANY 680'S AND MAY SHOW ONLY SOME OF THE CHANGES DETAILED ON THAT DOCUMENT. SHOULD THE DRAWINGS NOT SHOW ALL ITEMS CONTAINED ON A SCHEDULE OR MISS OTHER ITEMS ALTOGETHER, THE SCHEDULE IS CONSIDERED THE GOVERNING DOCUMENT.

ALL CONTRACTORS SHALL PERFORM THEIR WORK WHETHER DESCRIBED OR NOT, ACCORDING TO THE APPLICABLE BUILDING CODE REQUIREMENTS AND MUNICIPAL REGULATIONS.

THE GENERAL CONTRACTOR SHALL CHECK AND VERIFY ALL DIMENSIONS AND REPORT ERRORS AND OMISSIONS TO VALECRAFT'S ARCHITECTURAL DEPARTMENT.

NO DIMENSION SHOULD BE SCALED ON DRAWINGS.

THE GENERAL CONTRACTOR OR SUB-CONTRACTORS WILL BE HELD RESPONSIBLE FOR ALL WORK DONE ON THE CONSTRUCTION SITE.

EXTERIOR FINISH LEGEND:

- B - BRICK (MAIN)
- B1 - BRICK SOLDIER COURSE (ACCENT)
- B2 - BRICK SOLDIER COURSE (ACCENT)
- + 20mm PROUD
- B3 - BRICK SLEEPER COURSE
- B4 - STACK BOND (ACCENT)
- B5 - BRICK SILL (ACCENT)
- B6 - BRICK ROW LOCK (ACCENT)
- B7 - BRICK CORBELLING
- B8 - BRICK COINING 20mm PROUD
- +20 - BRICK 20mm PROUD
- 20 - BRICK 20mm RECESSED
- S - SIDING (HORIZONTAL)
- SV - SIDING (VERTICAL)
- ST - STONE VENEER
- T - TRIM 200mm COVE SIDING
- AF - ALUMINUM FASCIA
- AC - ALUMINUM CLADDING
- AB - 48" ALUMINUM BAND
- AS - ASPHALT SHINGLES
- F - FLASHING
- V - ROOF VENT (MAXIMUM)
- P - PARGING
- PC - PARGING
- PCH10 - PRECAST HEADER 10"
- PCH8 - PRECAST HEADER 8"
- PCS - PRECAST SILL
- PCB - PRECAST BAND
- VS - VINYL SHAKES
- VEC - SIDING (VERTICAL CORNER)
- KC - KAYCAN WOOD SIDING - 74" LAP

### 2012 O.B.C. DRAWINGS


REV-2	STRUCTURAL REVISION #1	09/14/2018	VH
REV-1	NEW STANDARD DRWG MODIFICATION	20/06/2018	DOYON
NO.	DESCRIPTION	DATE	BY

### DRAWING: 3 & 4 BEDROOM ELEVATION A - FRONT

ADDRESS: XX SCALE: 3/16" = 1'-0" DATE: XX/XX/XXXX

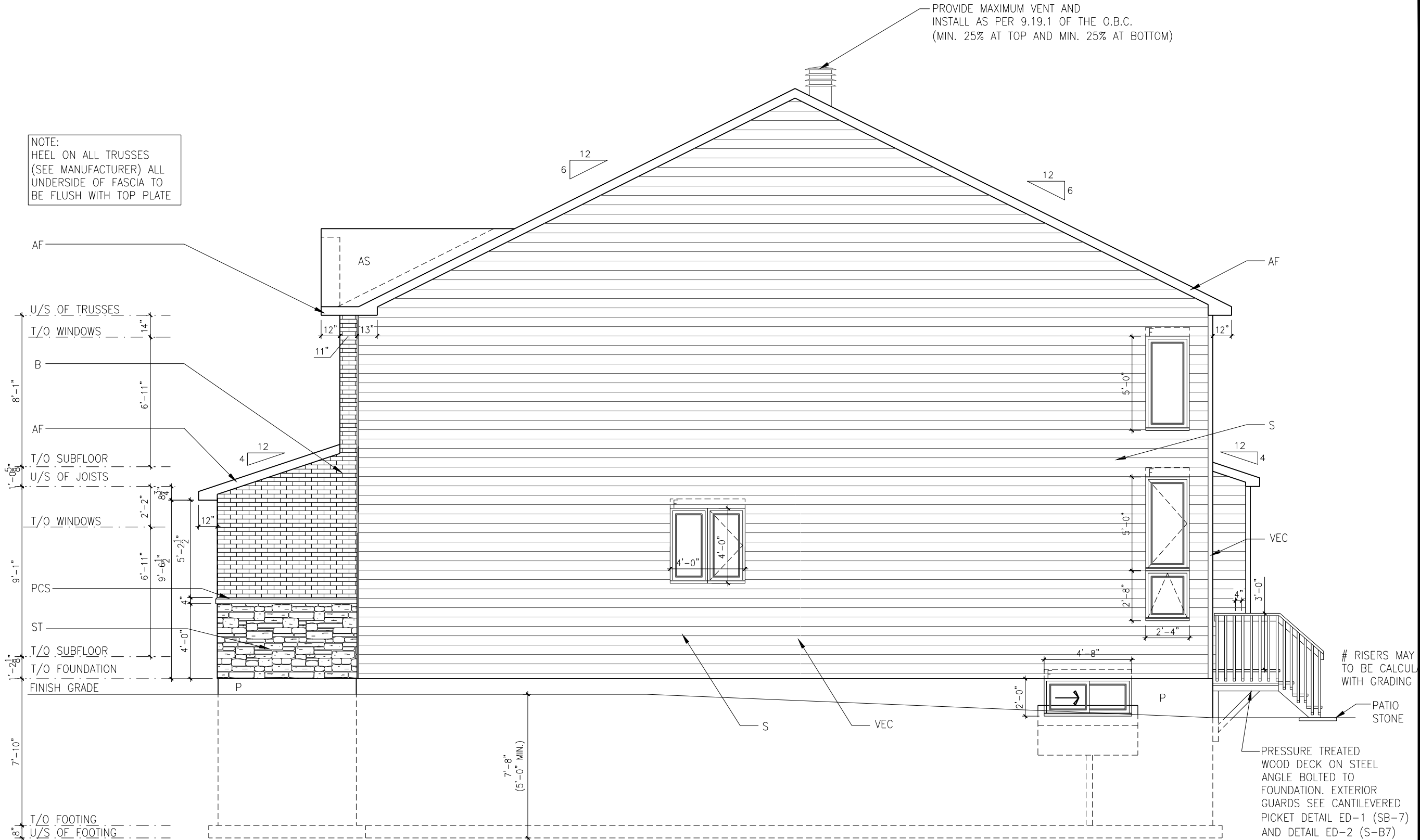
826 - THE BRADLEY  
2020 FOOTPRINT  
(STANDARD DRAWINGS)

SHEET:  
**A1a**

### 3 & 4 BEDROOM - ELEVATION A - FRONT

SCALE: 3/16" = 1'-0"

NOTE:  
HEEL ON ALL TRUSSES  
(SEE MANUFACTURER) ALL  
UNDERSIDE OF FASCIA TO  
BE FLUSH WITH TOP PLATE



UNPROTECTED OPENINGS:  
PROPERTY SET BACK 1.2m, ALLOWABLE 7 %  
AREA OF EXPOSED BUILDING FACE - 89.3 m. sq.  
AREA OF UNPROTECTED OPENINGS - 0.74 m. sq.  
PERCENTAGE OF UNPROTECTED OPENINGS - 0.82 %

3 BEDROOM - ELEVATION A - RIGHT  
SCALE: 3/16" = 1'-0"

LOT: XXXX  
DATE: XX/XX/XXXX



I, DANIEL GUERIN, ARCHITECTURAL MANAGER FOR  
VALECRAFT HOMES LTD., HAVE REVIEWED THE FOLLOWING DOCUMENTS  
AND TAKE RESPONSIBILITY FOR THE DESIGN ACTIVITIES.  
- PERSONAL BCIN #19896  
- TARIION REGISTRATION NUMBER #611  
\*\* SEE SIGNED SCHEDULE 1: DESIGNER INFORMATION FORM \*\*

THIS DRAWING IS TO BE USED IN CONJUNCTION WITH SCHEDULE  
B-1A AND ANY 680'S AND MAY SHOW ONLY SOME OF THE CHANGES  
DETAILED ON THAT DOCUMENT. SHOULD THE DRAWINGS NOT SHOW  
ALL ITEMS CONTAINED ON A SCHEDULE OR MISS OTHER ITEMS  
ALTOGETHER, THE SCHEDULE IS CONSIDERED THE GOVERNING  
DOCUMENT.

ALL CONTRACTORS SHALL PERFORM THEIR WORK WHETHER  
DESCRIBED OR NOT, ACCORDING TO THE APPLICABLE BUILDING  
CODE REQUIREMENTS AND MUNICIPAL REGULATIONS.

THE GENERAL CONTRACTOR SHALL CHECK AND VERIFY ALL  
DIMENSIONS AND REPORT ERRORS AND OMISSIONS TO VALECRAFT'S  
ARCHITECTURAL DEPARTMENT.

NO DIMENSION SHOULD BE SCALED ON DRAWINGS.

THE GENERAL CONTRACTOR OR SUB-CONTRACTORS WILL BE HELD  
RESPONSIBLE FOR ALL WORK DONE ON THE CONSTRUCTION SITE.

- EXTERIOR FINISH LEGEND:
- B - BRICK (MAIN)
  - B1 - BRICK SOLDIER COURSE (ACCENT)
  - B2 - BRICK SOLDIER COURSE (ACCENT)
  - +20mm PROUD
  - B3 - BRICK SLEEPER COURSE
  - B4 - STACK BOND (ACCENT)
  - B5 - BRICK SILL (ACCENT)
  - B6 - BRICK ROW LOCK (ACCENT)
  - B7 - BRICK CORBELLING
  - B8 - BRICK COINING 20mm PROUD
  - +20 - BRICK 20mm PROUD
  - 20 - BRICK 20mm RECESSED
  - S - SIDING (HORIZONTAL)
  - SV - SIDING (VERTICAL)
  - ST - STONE VENEER
  - T - TRIM 200mm COVE SIDING
  - AF - ALUMINUM FASCIA
  - AC - ALUMINUM CLADDING
  - AB - 48" ALUMINUM BAND
  - AS - ASPHALT SHINGLES
  - F - FLASHING
  - V - ROOF VENT (MAXIMUM)
  - P - PARGING
  - PC - PARGING
  - PCH10 - PRECAST HEADER 10"
  - PCH8 - PRECAST HEADER 8"
  - PCS - PRECAST SILL
  - PCB - PRECAST BAND
  - VS - VINYL SHAKES
  - VEC - SIDING (VERTICAL CORNER)
  - KC - KAYCAN WOOD SIDING - 7 1/4" LAP

2012 O.B.C. DRAWINGS

REV	NO.	DESCRIPTION	DATE	BY
REV-2	STRUCTURAL REVISION #1	09/14/2018	VH	
REV-1	NEW STANDARD DRWG MODIFICATION	20/06/2018	DOYON	

DRAWING: 3 BEDROOM  
ELEVATION A - RIGHT

ADDRESS: XX SCALE: 3/16" = 1'-0" DATE: XX/XX/XXXX

826 - THE BRADLEY  
2020 FOOTPRINT  
(STANDARD DRAWINGS)

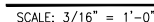
SHEET:  
A2a



<b>2012 O.B.C. DRAWINGS</b>		
<b>DRAWING: WALK-OUT BASEMENT</b>		
<b>3 BED - ELEV. A - RIGHT</b>		
<b>ADDRESS:</b>	<b>SCALE:</b>	<b>DATE:</b>
XX	3/16" = 1'-0"	XX/XX/XXXX
<b>825 - THE BRADLEY</b>		<b>SHEET:</b>
<b>2018 FOOTPRINT</b>		<b>A2a</b>
<b>(STANDARD DRAWINGS)</b>		

- B = BRICK (MAIN)
- B1 = BRICK SOLDIER COURSE (ACCENT)
- B2 = BRICK SOLDIER COURSE (ACCENT)  
+ 20mm PROUD
- B3 = BRICK SLEEPER COURSE
- B4 = STACK BOND (ACCENT)
- B5 = BRICK SILL (ACCENT)
- B6 = BRICK ROW LOCK (ACCENT)
- B7 = BRICK CORRELLING
- B8 = BRICK COINING 20mm PROUD
- +20 = BRICK 20mm PROUD
- +20 = BRICK 20mm RECESSED
- S = SIDING (HORIZONTAL)
- SV = SIDING (VERTICAL)
- ST = STONE VENEER
- T = TRIM 200mm COVE SIDING
- AF = ALUMINUM FASCIA
- AC = ALUMINUM CLADDING
- AB = 48" ALUMINUM BAND
- AS = ASPHALT SHINGLES
- F = FLASHING
- V = ROOF VENT (MAXIMUM)
- P = PARGING
- PC = PARGING
- PCH10 = PRECAST HEADER 10"
- PCH8 = PRECAST HEADER 8"
- PCS = PRECAST SILL
- PCB = PRECAST BAND
- VS = VINYL SHAKES
- VEC = SIDING (VERTICAL CORNER)
- KC = KAYCAN WOOD SIDING - 7 1/2" LAP

**A2a**








**Valecraft**  
Homes (2019) Limited

\*\* SEE SIGNED SCHEDULE 1: DESIGNER INFORMATION FORM \*\*

ALL CONTRACTORS SHALL PERFORM THEIR WORK WHETHER DESCRIBED OR NOT, ACCORDING TO THE APPLICABLE BUILDING CODE REQUIREMENTS AND MUNICIPAL REGULATIONS.

NO DIMENSION SHOULD BE SCALED ON DRAWINGS

THE GENERAL CONTRACTOR OR SUB-CONTRACTORS WILL BE HELD RESPONSIBLE FOR ALL WORK DONE ON THE CONSTRUCTION SITE.

EXTERIOR FINISH LEGEND:

- B - BRICK (MAIN)
- B1 - BRICK SOLDIER COURSE (ACCENT)
- B2 - BRICK SOLDIER COURSE (ACCENT)  
+ 20mm PROUD
- B3 - BRICK SLEEPER COURSE
- B4 - STACK BAND (ACCENT)
- B5 - BRICK SILL (ACCENT)
- B6 - BRICK ROW LOCK (ACCENT)
- B7 - BRICK CORRELLING
- B8 - BRICK COINING 20mm PROUD
- +20 - BRICK 20mm PROUD
- 20 - BRICK 20mm RECESSED
- S - SIDING (HORIZONTAL)
- SV - SIDING (VERTICAL)
- ST - STONE VENEER
- T - TRIM 200mm COVE SIDING
- AF - ALUMINUM FASCIA
- AC - ALUMINUM CLADDING
- AB - 48" ALUMINUM BAND
- AS - ASPHALT SHINGLES
- F - FLASHING
- V - ROOF VENT (MAXIMUM)
- P - PARGING
- PC - PARGING
- PC10 - PRECAST HEADER 10"
- PC8 - PRECAST HEADER 8"
- PCS - PRECAST SILL
- PCB - PRECAST BAND
- VS - VINYL SHAKES
- VEC - SIDING (VERTICAL CORNER)
- KC - KAYCAN WOOD SIDING - 7 1/2" LAP


DRAWING: **3 BEDROOM  
ELEVATION A - LEFT**

ADDRESS: XX	SCALE: 3/16" = 1'-0"	DATE: XX/XX/XXXX
----------------	-------------------------	---------------------

SHEET:  
**A3a**

NOTE:  
HEEL ON ALL TRUSSES  
(SEE MANUFACTURER) ALL  
UNDERSIDE OF FASCIA TO  
BE FLUSH WITH TOP PLATE

PRESSURE TREATED  
WOOD DECK ON STEEL  
ANGLE BOLTED TO  
FOUNDATION. EXTERIOR  
GUARDS SEE CANTILEVERED  
PICKET DETAIL ED-1 (SB-7)  
AND DETAIL ED-2 (S-B7)

— PROVIDE G.I. METAL AREAWAY 2"  
ABOVE FINISHED GRADE & DRAIN  
TO WEEPER TILE. INSURE A CLEAR  
DISTANCE OF 22" FROM BUILDING  
FACE TO INSIDE OF WINDOW WELL.  
(TYP.) (SEE DETAIL SP-24)

<p>UNPROTECTED OPENINGS:  PROPERTY SET BACK 1.2m, ALLOWABLE 7 %  AREA OF EXPOSED BUILDING FACE – 89.3 m. sq.  AREA OF UNPROTECTED OPENINGS – 4.4 m. sq.  PERCENTAGE OF UNPROTECTED OPENINGS – 4.9 %</p>
---

SCALE: 3/16" = 1'-0"

NOTE:  
HEEL ON ALL TRUSSES  
(SEE MANUFACTURER) ALL  
UNDERSIDE OF FASCIA TO  
BE FLUSH WITH TOP PLATE



- PERSONAL BCIN #44555  
- TARIION REGISTRATION NUMBER #611

\*\* SEE SIGNED SCHEDULE 1: DESIGNER INFORMATION FORM \*\*

REV-1	NEW STANDARD DRWG MODIFICATION	20/06/2018	DOYON	
NO.	DESCRIPTION	DATE	BY	

PCH8 - PRECAST HEADER 8"  
PCS - PRECAST SILL  
PCB - PRECAST BAND  
VS - VINYL SHAKES  
VEC - SIDING (VERTICAL CORNER)

## 825 - THE BRADLEY 2018 FOOTPRINT

SHEET:

**A3a**


**Valecraft**  
Homes (2019) Limited

- PERSONAL BCIN #19896
- TARIFF REGISTRATION NUMBER #611

\*\* SEE SIGNED SCHEDULE 1: DESIGNER INFORMATION FORM \*\*

THIS DRAWING IS TO BE USED IN CONJUNCTION WITH SCHEDULE B-1A AND ANY 680'S AND MAY SHOW ONLY SOME OF THE CHANGES DETAILED ON THAT DOCUMENT. SHOULD THE DRAWINGS NOT SHOW ALL ITEMS CONTAINED ON A SCHEDULE OR MISS OTHER ITEMS ALTOGETHER, THE SCHEDULE IS CONSIDERED THE GOVERNING DOCUMENT

ALL CONTRACTORS SHALL PERFORM THEIR WORK WHETHER DESCRIBED OR NOT, ACCORDING TO THE APPLICABLE BUILDING CODE REQUIREMENTS AND MUNICIPAL REGULATIONS.

THE GENERAL CONTRACTOR SHALL CHECK AND VERIFY ALL DIMENSIONS AND REPORT ERRORS AND OMISSIONS TO VALECRAFT'S ARCHITECTURAL DEPARTMENT.

NO DIMENSION SHOULD BE SCALED ON DRAWINGS

THE GENERAL CONTRACTOR OR SUB-CONTRACTORS WILL BE HELD RESPONSIBLE FOR ALL WORK DONE ON THE CONSTRUCTION SITE.

EXTERIOR FINISH LEGEND:

- B - BRICK (MAIN)
- B1 - BRICK SOLDIER COURSE (ACCENT)
- B2 - BRICK SOLDIER COURSE (ACCENT)
- B3 - BRICK SLEEPER COURSE
- B4 - STACK BAND (ACCENT)
- B5 - BRICK SILL (ACCENT)
- B6 - BRICK LOCK LOCK (ACCENT)
- B7 - BRICK CORRELLING
- B8 - BRICK COINING 20mm PROUD
- +20 - BRICK 20mm PROUD
- 20 - BRICK 20mm RECESSED
- S - SIDING (HORIZONTAL)
- SV - SIDING (VERTICAL)
- ST - STONE VENEER
- T - TRIM 200mm COVE SIDING
- AF - ALUMINUM FASCIA
- AC - ALUMINUM CLADDING
- AB - 48" ALUMINUM BAND
- AS - ASPHALT SHINGLES
- F - FLASHING
- V - VENT (MAXIMUM)
- P - PARGING
- PC - PARGING
- PCH10 - PRECAST HEADER 10"
- PCH8 - PRECAST HEADER 8"
- PCS - PRECAST SILL
- PCB - PRECAST BAND
- VS - VINYL SHAKES
- VEC - SIDING (VERTICAL CORNER)
- KC - KAYCAN WOOD SIDING - 7 1/2" LAP


DRAWING: **4 BEDROOM  
ELEVATION A - LEFT**

ADDRESS: XX	SCALE: 3/16" = 1'-0"	DATE: XX/XX/XXXX
----------------	-------------------------	---------------------

826 - THE BRADLEY  
2020 FOOTPRINT

SHEET:  
**A3a**

NOTE:  
HEEL ON ALL TRUSSES  
(SEE MANUFACTURER) ALL  
UNDERSIDE OF FASCIA TO  
BE FLUSH WITH TOP PLATE

# RISERS MAY VARY  
TO BE CALCULATED  
WITH GRADING

PRESSURE TREATED  
WOOD DECK ON STEEL  
ANGLE BOLTED TO  
FOUNDATION. EXTERIOR  
GUARDS SEE CANTILEVERED  
PICKET DETAIL ED-1 (SB-7)  
AND DETAIL ED-2 (S-B7)

— PROVIDE G.I. METAL AREAWAY 2"  
ABOVE FINISHED GRADE & DRAIN  
TO WEEPER TILE. INSURE A CLEAR  
DISTANCE OF 22" FROM BUILDING  
FACE TO INSIDE OF WINDOW WELL.  
(TYP.) (SEE DETAIL SP-24)

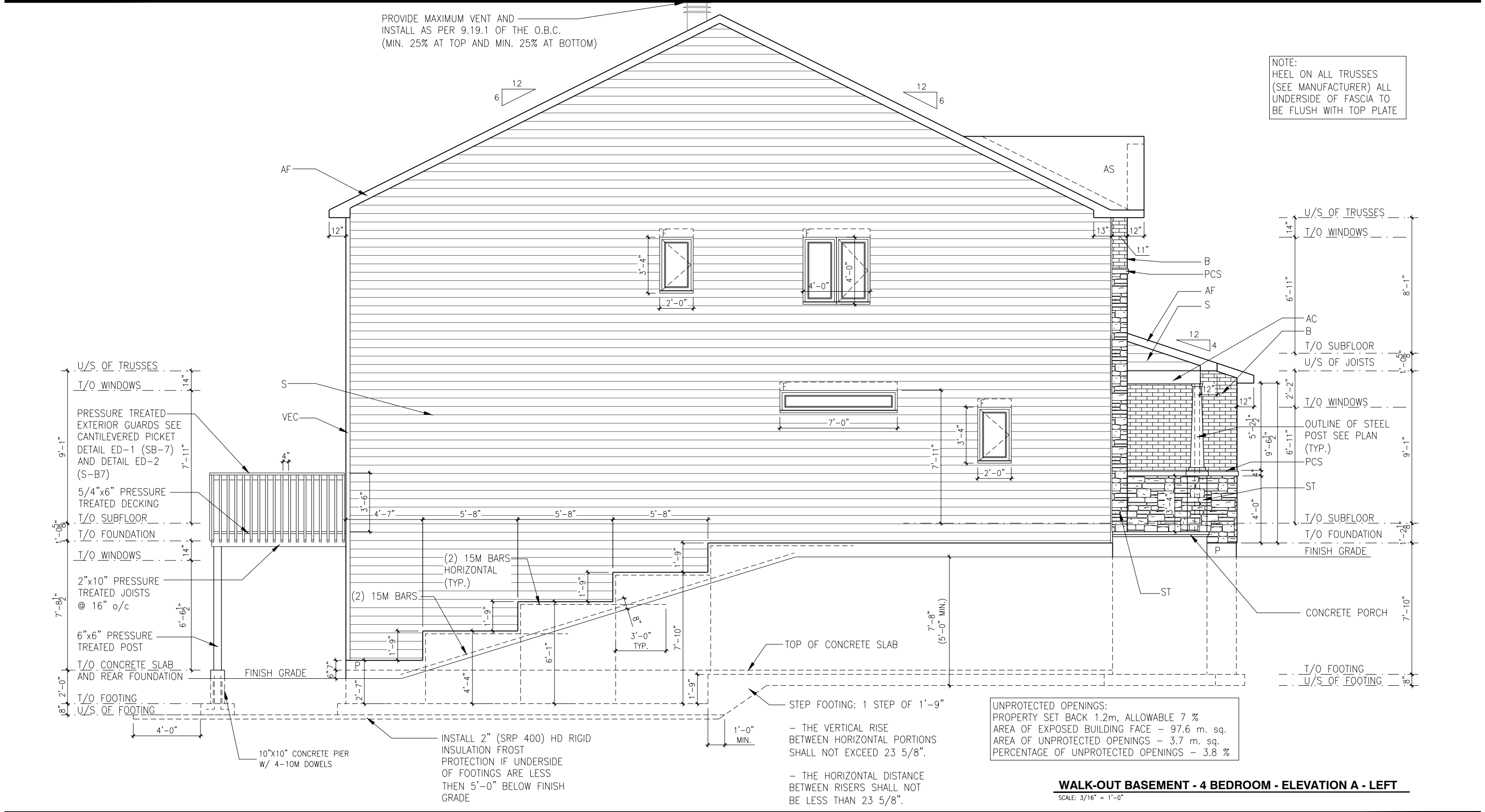
<p>UNPROTECTED OPENINGS:  PROPERTY SET BACK 1.2m, ALLOWABLE 7 %  AREA OF EXPOSED BUILDING FACE – 89.3 m. sq.  AREA OF UNPROTECTED OPENINGS – 4.4 m. sq.  PERCENTAGE OF UNPROTECTED OPENINGS – 4.9 %</p>
---

### 4 BEDROOM - ELEVATION A - LEFT

SCALE: 3/16" = 1'-0"

826 - THE BRADLEY  
2020 FOOTPRINT

SHEET:  
**A3a**



LOT: XXXX  
DATE: XX/XX/XXXX

**Valecraft**  
Homes Ltd.

A - ALL CONTRACTORS SHALL PERFORM THEIR WORK WHETHER DESCRIBED OR NOT, ACCORDING TO THE APPLICABLE BUILDING CODE REQUIREMENTS AND MUNICIPAL REGULATIONS.  
B - THE GENERAL CONTRACTOR SHALL CHECK AND VERIFY ALL DIMENSIONS AND REPORT ERRORS AND OMISSIONS TO VALECRAFT'S ARCHITECTURAL DEPARTMENT.  
C - NO DIMENSION SHOULD BE SCALED ON DRAWINGS.  
D - THE GENERAL CONTRACTOR OR SUB-CONTRACTORS WILL BE HELD RESPONSIBLE FOR ALL WORK DONE ON THE CONSTRUCTION SITE.  
E - THIS DRAWING IS TO BE USED IN CONJUNCTION WITH SCHEDULE B-1A AND ANY 680'S AND MAY SHOW ONLY SOME OF THE CHANGES DETAILED ON THAT DOCUMENT; SHOULD THE DRAWINGS NOT SHOW ALL ITEMS CONTAINED ON A SCHEDULE OR MISS OTHER ITEMS ALTOGETHER, THE SCHEDULE IS CONSIDERED THE GOVERNING DOCUMENT.

I, MARC-ANDRE DECOEUR, ARCHITECTURAL MANAGER FOR VALECRAFT HOMES LTD., HAVE REVIEWED THE FOLLOWING DOCUMENTS AND TAKE RESPONSIBILITY FOR THE DESIGN ACTIVITIES.

NO.	DESCRIPTION	DATE	BY
REV-1	NEW STANDARD DRWG MODIFICATION	20/06/2018	DOYON

EXTERIOR FINISH LEGEND:

B - BRICK (MAIN)	S - SIDING (HORIZONTAL)	PC8 - PRECAST HEADER 8"
B1 - BRICK SOLDIER COURSE (ACCENT)	ST - STONE VENEER	PCS - PRECAST SILL
B2 - BRICK SOLDIER COURSE (ACCENT)	T - TRIM 200mm COVE SIDING	PCB - PRECAST BAND
B3 - BRICK SLEEPER COURSE	AF - ALUMINUM FASCIA	VS - VINYL SHAKES
B4 - STACK BOND (ACCENT)	AC - ALUMINUM CLADDING	VEC - SIDING (VERTICAL CORNER)
B5 - BRICK SILL (ACCENT)	AB - 48" ALUMINUM BAND	
B6 - BRICK ROW LOCK (ACCENT)	AS - ASPHALT SHINGLES	
B7 - BRICK CORRELLING	F - FLASHING	
B8 - BRICK CORNING 20mm PROUD	V - ROOF VENT (MAXIMUM)	
+20 - BRICK 20mm PROUD	P - PARGING	
-20 - BRICK 20mm RECESSED	PC - PARING	
	PC10 - PRECAST HEADER 10"	

2012 O.B.C. DRAWINGS

DRAWING: **WALK-OUT BASEMENT**  
**4 BED - ELEV. A - LEFT**

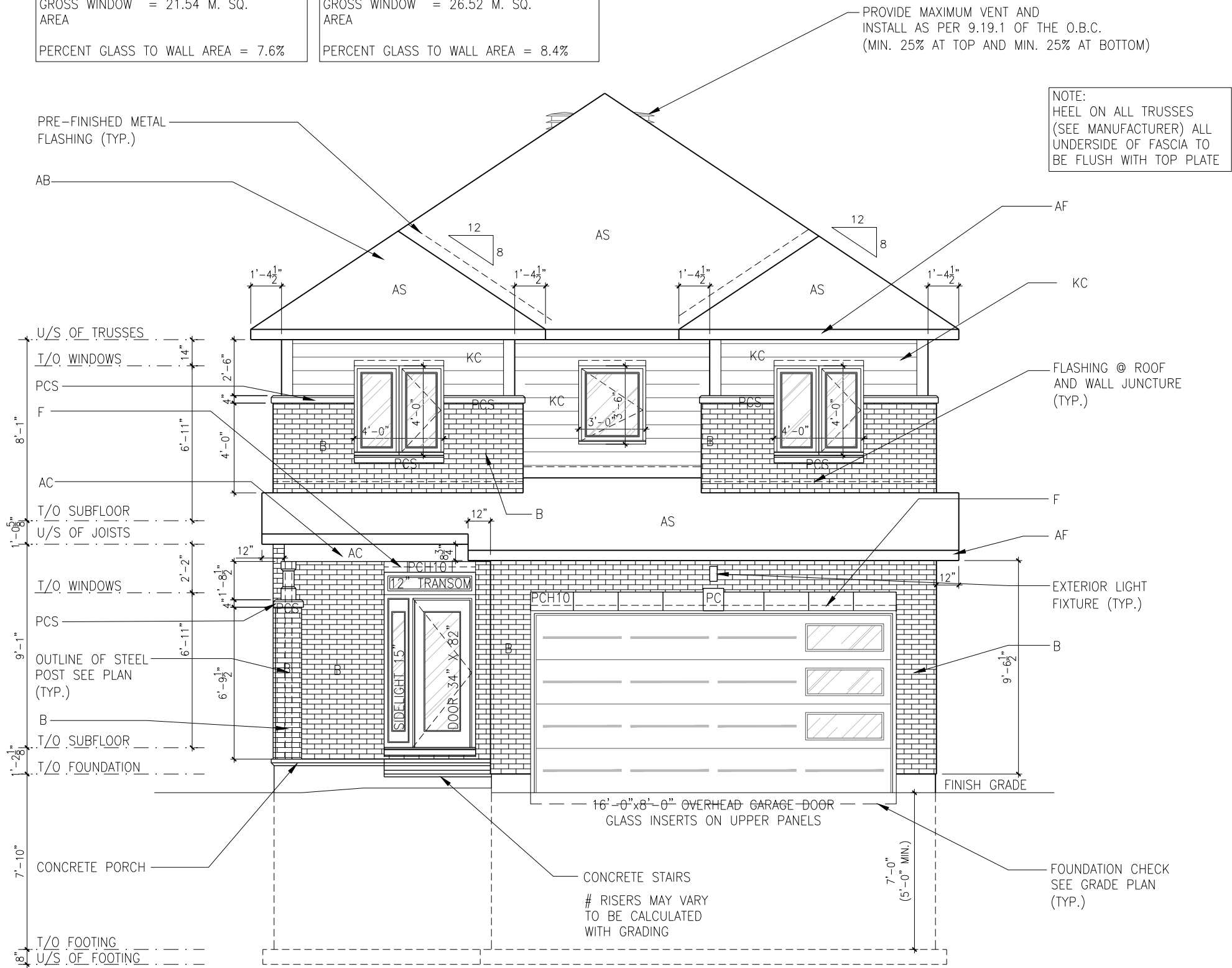
ADDRESS: XX | SCALE: 3/16" = 1'-0" | DATE: XX/XX/XXXX

825 - THE BRADLEY  
2018 FOOTPRINT  
(STANDARD DRAWINGS)

SHEET: **A3a**

STANDARD PLAN:  
GROSS INSULATED = 282.9 M. SQ.  
WALL AREA  
GROSS WINDOW = 21.54 M. SQ.  
AREA  
PERCENT GLASS TO WALL AREA = 7.6%

STANDARD PLAN WITH WALK-OUT BASEMENT:  
GROSS INSULATED = 315.5 M. SQ.  
WALL AREA  
GROSS WINDOW = 26.52 M. SQ.  
AREA  
PERCENT GLASS TO WALL AREA = 8.4%



LOT: XXXX  
DATE: XX/XX/XXXX



I, DANIEL GUERIN, ARCHITECTURAL MANAGER FOR VALECRAFT HOMES LTD., HAVE REVIEWED THE FOLLOWING DOCUMENTS AND TAKE RESPONSIBILITY FOR THE DESIGN ACTIVITIES.

- PERSONAL BCIN #19896
- TARIION REGISTRATION NUMBER #611

\*\* SEE SIGNED SCHEDULE 1: DESIGNER INFORMATION FORM \*\*

THIS DRAWING IS TO BE USED IN CONJUNCTION WITH SCHEDULE B-1A AND ANY 680'S AND MAY SHOW ONLY SOME OF THE CHANGES DETAILED ON THAT DOCUMENT. SHOULD THE DRAWINGS NOT SHOW ALL ITEMS CONTAINED ON A SCHEDULE OR MISS OTHER ITEMS ALTOGETHER, THE SCHEDULE IS CONSIDERED THE GOVERNING DOCUMENT.

ALL CONTRACTORS SHALL PERFORM THEIR WORK WHETHER DESCRIBED OR NOT, ACCORDING TO THE APPLICABLE BUILDING CODE REQUIREMENTS AND MUNICIPAL REGULATIONS.

THE GENERAL CONTRACTOR SHALL CHECK AND VERIFY ALL DIMENSIONS AND REPORT ERRORS AND OMISSIONS TO VALECRAFT'S ARCHITECTURAL DEPARTMENT.

NO DIMENSION SHOULD BE SCALED ON DRAWINGS.

THE GENERAL CONTRACTOR OR SUB-CONTRACTORS WILL BE HELD RESPONSIBLE FOR ALL WORK DONE ON THE CONSTRUCTION SITE.

- EXTERIOR FINISH LEGEND:
- B - BRICK (MAIN)
  - B1 - BRICK SOLDIER COURSE (ACCENT)
  - B2 - BRICK SOLDIER COURSE (ACCENT) + 20mm PROUD
  - B3 - BRICK SLEEPER COURSE
  - B4 - STACK BOND (ACCENT)
  - B5 - BRICK SILL (ACCENT)
  - B6 - BRICK ROW LOCK (ACCENT)
  - B7 - BRICK CORBELLING
  - B8 - BRICK COINING 20mm PROUD
  - +20 - BRICK 20mm PROUD
  - 20 - BRICK 20mm RECESSED
  - S - SIDING (HORIZONTAL)
  - SV - SIDING (VERTICAL)
  - ST - STONE VENEER
  - T - TRIM 200mm COVE SIDING
  - AF - ALUMINUM FASCIA
  - AC - ALUMINUM CLADDING
  - AB - 48" ALUMINUM BAND
  - AS - ASPHALT SHINGLES
  - F - FLASHING
  - V - ROOF VENT (MAXIMUM)
  - P - PARGING
  - PC - PARGING
  - PCH10 - PRECAST HEADER 10"
  - PCH8 - PRECAST HEADER 8"
  - PCS - PRECAST SILL
  - PCB - PRECAST BAND
  - VS - VINYL SHAKES
  - VEC - SIDING (VERTICAL CORNER)
  - KC - KAYCAN WOOD SIDING - 7 1/2" LAP

#### 2012 O.B.C. DRAWINGS

REV-2	STRUCTURAL REVISION #1	09/14/2018	VH
REV-1	NEW STANDARD DRWG MODIFICATION	20/06/2018	DOYON
NO.	DESCRIPTION	DATE	BY

#### DRAWING: 3 & 4 BEDROOM ELEVATION B - FRONT

ADDRESS: XX SCALE: 3/16" = 1'-0" DATE: XX/XX/XXXX

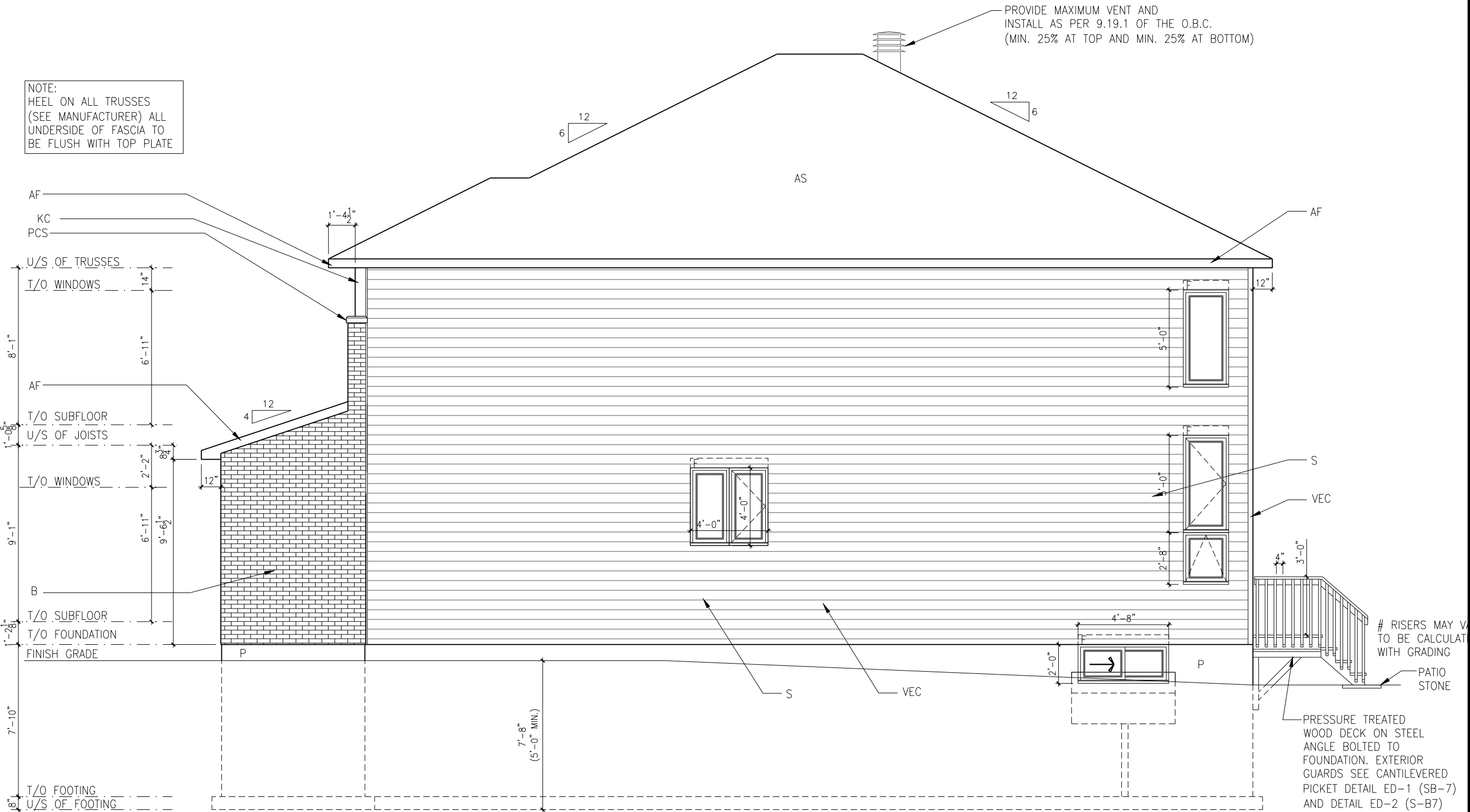
826 - THE BRADLEY  
2020 FOOTPRINT  
(STANDARD DRAWINGS)

SHEET:  
**A1b**

#### 3 & 4 BEDROOM - ELEVATION B - FRONT

SCALE: 3/16" = 1'-0"

NOTE:  
HEEL ON ALL TRUSSES  
(SEE MANUFACTURER) ALL  
UNDERSIDE OF FASCIA TO  
BE FLUSH WITH TOP PLATE



UNPROTECTED OPENINGS:  
PROPERTY SET BACK 1.2m, ALLOWABLE 7 %  
AREA OF EXPOSED BUILDING FACE - 89.3 m. sq.  
AREA OF UNPROTECTED OPENINGS - 0.74 m. sq.  
PERCENTAGE OF UNPROTECTED OPENINGS - 0.82 %

3 BEDROOM - ELEVATION B - RIGHT

SCALE: 3/16" = 1'-0"

LOT: XXXX  
DATE: XX/XX/XXXX



I, DANIEL GUERIN, ARCHITECTURAL MANAGER FOR  
VALECRAFT HOMES LTD., HAVE REVIEWED THE FOLLOWING DOCUMENTS  
AND TAKE RESPONSIBILITY FOR THE DESIGN ACTIVITIES.

- PERSONAL BCIN #19896
- TARIION REGISTRATION NUMBER #611

\*\* SEE SIGNED SCHEDULE 1: DESIGNER INFORMATION FORM \*\*

THIS DRAWING IS TO BE USED IN CONJUNCTION WITH SCHEDULE  
B-1A AND ANY 680'S AND MAY SHOW ONLY SOME OF THE CHANGES  
DETAILED ON THAT DOCUMENT. SHOULD THE DRAWINGS NOT SHOW  
ALL ITEMS CONTAINED ON A SCHEDULE OR MISS OTHER ITEMS  
ALTOGETHER, THE SCHEDULE IS CONSIDERED THE GOVERNING  
DOCUMENT.

ALL CONTRACTORS SHALL PERFORM THEIR WORK WHETHER  
DESCRIBED OR NOT, ACCORDING TO THE APPLICABLE BUILDING  
CODE REQUIREMENTS AND MUNICIPAL REGULATIONS.

THE GENERAL CONTRACTOR SHALL CHECK AND VERIFY ALL  
DIMENSIONS AND REPORT ERRORS AND OMISSIONS TO VALECRAFT'S  
ARCHITECTURAL DEPARTMENT.

NO DIMENSION SHOULD BE SCALED ON DRAWINGS.

THE GENERAL CONTRACTOR OR SUB-CONTRACTORS WILL BE HELD  
RESPONSIBLE FOR ALL WORK DONE ON THE CONSTRUCTION SITE.

EXTERIOR FINISH LEGEND:

- B - BRICK (MAIN)
- B1 - BRICK SOLDIER COURSE (ACCENT)
- B2 - BRICK SOLDIER COURSE (ACCENT)
- + 20mm PROUD
- B3 - BRICK SLEEPER COURSE
- B4 - STACK BOND (ACCENT)
- B5 - BRICK SILL (ACCENT)
- B6 - BRICK ROW LOCK (ACCENT)
- B7 - BRICK CORBELLING
- B8 - BRICK COINING 20mm PROUD
- +20 - BRICK 20mm PROUD
- 20 - BRICK 20mm RECESSED
- S - SIDING (HORIZONTAL)
- SV - SIDING (VERTICAL)
- ST - STONE VENEER
- T - TRIM 200mm COVE SIDING
- AF - ALUMINUM FASCIA
- AC - ALUMINUM CLADDING
- AB - 48" ALUMINUM BAND
- AS - ASPHALT SHINGLES
- F - FLASHING
- V - ROOF VENT (MAXIMUM)
- P - PARGING
- PC - PARGING
- PCH10 - PRECAST HEADER 10"
- PCH8 - PRECAST HEADER 8"
- PCS - PRECAST SILL
- PCB - PRECAST BAND
- VS - VINYL SHAKES
- VEC - SIDING (VERTICAL CORNER)
- KC - KAYCAN WOOD SIDING - 7 1/4" LAP

2012 O.B.C. DRAWINGS

REV-2	STRUCTURAL REVISION #1	09/14/2018	VH
REV-1	NEW STANDARD DRWG MODIFICATION	20/06/2018	DOYON
NO.	DESCRIPTION	DATE	BY

DRAWING: 3 BEDROOM  
ELEVATION B - RIGHT

ADDRESS: xx SCALE: 3/16" = 1'-0" DATE: xx/xx/xxxx

826 - THE BRADLEY  
2020 FOOTPRINT

(STANDARD DRAWINGS)

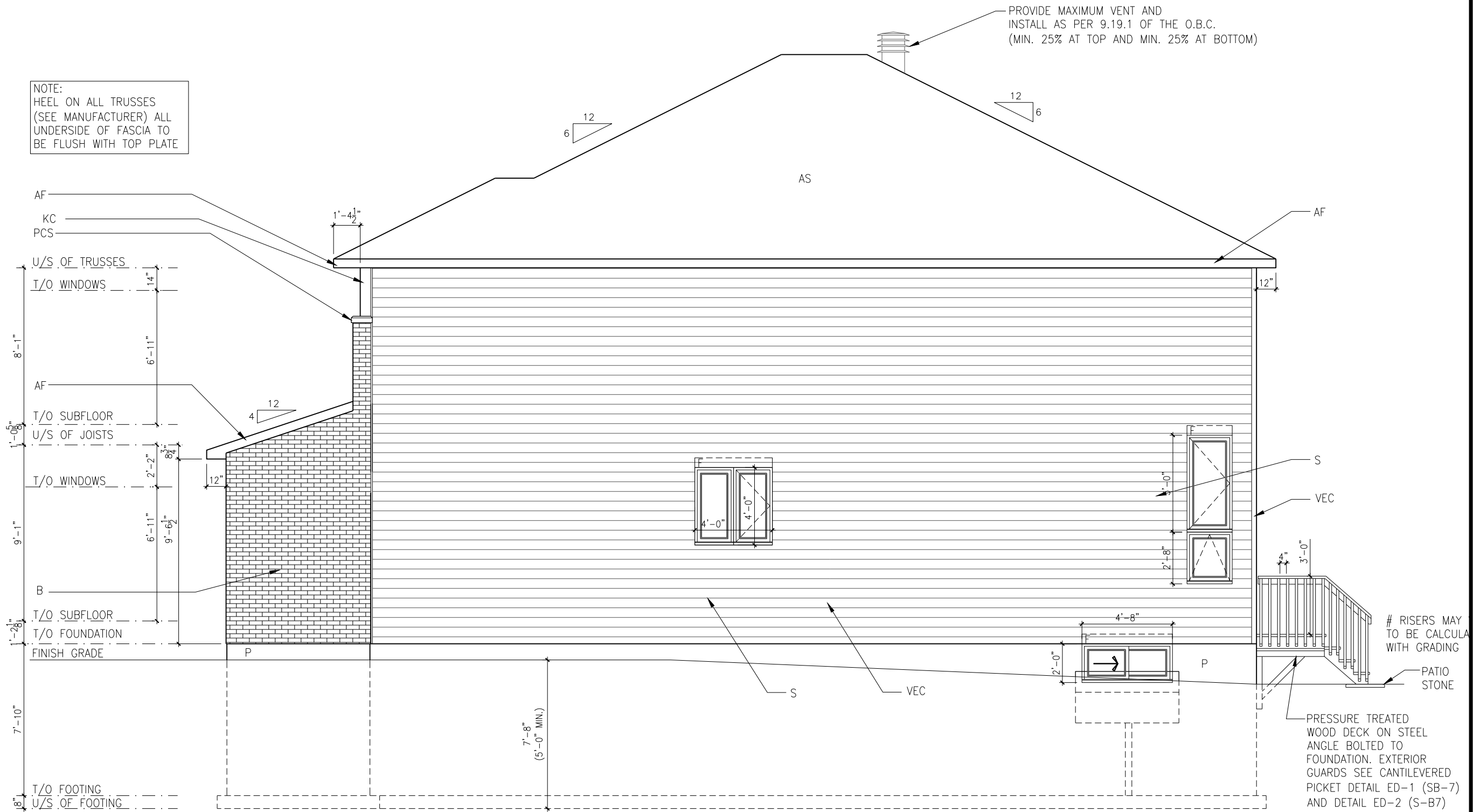
SHEET:

A2b





NOTE:  
HEEL ON ALL TRUSSES  
(SEE MANUFACTURER) ALL  
UNDERSIDE OF FASCIA TO  
BE FLUSH WITH TOP PLATE



UNPROTECTED OPENINGS:  
PROPERTY SET BACK 1.2m, ALLOWABLE 7 %  
AREA OF EXPOSED BUILDING FACE - 89.3 m. sq.  
AREA OF UNPROTECTED OPENINGS - 0.74 m. sq.  
PERCENTAGE OF UNPROTECTED OPENINGS - 0.82 %

4 BEDROOM - ELEVATION B - RIGHT  
SCALE: 3/16" = 1'-0"

LOT: XXXX  
DATE: XX/XX/XXXX



I, DANIEL GUERIN, ARCHITECTURAL MANAGER FOR  
VALECRAFT HOMES LTD., HAVE REVIEWED THE FOLLOWING DOCUMENTS  
AND TAKE RESPONSIBILITY FOR THE DESIGN ACTIVITIES.

- PERSONAL BCIN #19896
- TARIION REGISTRATION NUMBER #611

\*\* SEE SIGNED SCHEDULE 1: DESIGNER INFORMATION FORM \*\*

THIS DRAWING IS TO BE USED IN CONJUNCTION WITH SCHEDULE  
B-1A AND ANY 680'S AND MAY SHOW ONLY SOME OF THE CHANGES  
DETAILED ON THAT DOCUMENT. SHOULD THE DRAWINGS NOT SHOW  
ALL ITEMS CONTAINED ON A SCHEDULE OR MISS OTHER ITEMS  
ALTOGETHER, THE SCHEDULE IS CONSIDERED THE GOVERNING  
DOCUMENT.

ALL CONTRACTORS SHALL PERFORM THEIR WORK WHETHER  
DESCRIBED OR NOT, ACCORDING TO THE APPLICABLE BUILDING  
CODE REQUIREMENTS AND MUNICIPAL REGULATIONS.

THE GENERAL CONTRACTOR SHALL CHECK AND VERIFY ALL  
DIMENSIONS AND REPORT ERRORS AND OMISSIONS TO VALECRAFT'S  
ARCHITECTURAL DEPARTMENT.

NO DIMENSION SHOULD BE SCALED ON DRAWINGS.

THE GENERAL CONTRACTOR OR SUB-CONTRACTORS WILL BE HELD  
RESPONSIBLE FOR ALL WORK DONE ON THE CONSTRUCTION SITE.

#### EXTERIOR FINISH LEGEND:

- B - BRICK (MAIN)
- B1 - BRICK SOLDIER COURSE (ACCENT)
- B2 - BRICK SOLDIER COURSE (ACCENT)
- + 20mm PROUD
- B3 - BRICK SLEEPER COURSE
- B4 - STACK BOND (ACCENT)
- B5 - BRICK SILL (ACCENT)
- B6 - BRICK ROW LOCK (ACCENT)
- B7 - BRICK CORBELLING
- B8 - BRICK COINING 20mm PROUD
- +20 - BRICK 20mm PROUD
- 20 - BRICK 20mm RECESSED
- S - SIDING (HORIZONTAL)
- SV - SIDING (VERTICAL)
- ST - STONE VENEER
- T - TRIM 200mm COVE SIDING
- AF - ALUMINUM FASCIA
- AC - ALUMINUM CLADDING
- AB - 48" ALUMINUM BAND
- AS - ASPHALT SHINGLES
- F - FLASHING
- V - ROOF VENT (MAXIMUM)
- P - PARGING
- PC - PARGING
- PCH10 - PRECAST HEADER 10"
- PCH8 - PRECAST HEADER 8"
- PCS - PRECAST SILL
- PCB - PRECAST BAND
- VS - VINYL SHAKES
- VEC - SIDING (VERTICAL CORNER)
- KC - KAYCAN WOOD SIDING - 7 1/2" LAP

#### 2012 O.B.C. DRAWINGS

REV	DESCRIPTION	DATE	BY
REV-2	STRUCTURAL REVISION #1	09/14/2018	VH
REV-1	NEW STANDARD DRWG MODIFICATION	20/06/2018	DOYON
NO.	DESCRIPTION	DATE	BY

REV-2	STRUCTURAL REVISION #1	09/14/2018	VH
REV-1	NEW STANDARD DRWG MODIFICATION	20/06/2018	DOYON
NO.	DESCRIPTION	DATE	BY

#### DRAWING: 4 BEDROOM ELEVATION B - RIGHT

ADDRESS:	SCALE:	DATE:
xx	3/16" = 1'-0"	xx/xx/xxxx

826 - THE BRADLEY  
2020 FOOTPRINT  
(STANDARD DRAWINGS)

SHEET:  
A2b



<b>2012 O.B.C. DRAWINGS</b>		
<b>DRAWING: WALK-OUT BASEMENT</b>		
<b>4 BED - ELEV. B - RIGHT</b>		
ADDRESS:	SCALE:	DATE:
XX	$3/16" = 1'-0"$	XX/XX/XXXX
<b>825 - THE BRADLEY</b>		<b>SHEET:</b>
<b>2018 FOOTPRINT</b>		<b>A2b</b>
(STANDARD DRAWINGS)		

PROVIDE MAXIMUM VENT AND  
INSTALL AS PER 9.19.1 OF THE O.B.C.  
(MIN. 25% AT TOP AND MIN. 25% AT BOTTOM)

NOTE:  
HEEL ON ALL TRUSSES  
(SEE MANUFACTURER) ALL  
UNDERSIDE OF FASCIA TO  
BE FLUSH WITH TOP PLATE

I, DANIEL GUERIN, ARCHITECTURAL MANAGER FOR  
VALECRAFT HOMES LTD., HAVE REVIEWED THE FOLLOWING DOCUMENTS  
AND TAKE RESPONSIBILITY FOR THE DESIGN ACTIVITIES.

- PERSONAL BCIN #19896
- TARIION REGISTRATION NUMBER #611

\*\* SEE SIGNED SCHEDULE 1: DESIGNER INFORMATION FORM \*\*

THIS DRAWING IS TO BE USED IN CONJUNCTION WITH SCHEDULE  
B-1A AND ANY 680'S AND MAY SHOW ONLY SOME OF THE CHANGES  
DETAILED ON THAT DOCUMENT. SHOULD THE DRAWINGS NOT SHOW  
ALL ITEMS CONTAINED ON A SCHEDULE OR MISS OTHER ITEMS  
ALTOGETHER, THE SCHEDULE IS CONSIDERED THE GOVERNING  
DOCUMENT.

ALL CONTRACTORS SHALL PERFORM THEIR WORK WHETHER  
DESCRIBED OR NOT, ACCORDING TO THE APPLICABLE BUILDING  
CODE REQUIREMENTS AND MUNICIPAL REGULATIONS.

THE GENERAL CONTRACTOR SHALL CHECK AND VERIFY ALL  
DIMENSIONS AND REPORT ERRORS AND OMISSIONS TO VALECRAFT'S  
ARCHITECTURAL DEPARTMENT.

NO DIMENSION SHOULD BE SCALED ON DRAWINGS.

THE GENERAL CONTRACTOR OR SUB-CONTRACTORS WILL BE HELD  
RESPONSIBLE FOR ALL WORK DONE ON THE CONSTRUCTION SITE.

- EXTERIOR FINISH LEGEND:
- B - BRICK (MAIN)
  - B1 - BRICK SOLDIER COURSE (ACCENT)
  - B2 - BRICK SOLDIER COURSE (ACCENT)
  - + 20mm PROUD
  - B3 - BRICK SLEEPER COURSE
  - B4 - STACK BOND (ACCENT)
  - B5 - BRICK SILL (ACCENT)
  - B6 - BRICK ROW LOCK (ACCENT)
  - B7 - BRICK CORBELLING
  - B8 - BRICK COINING 20mm PROUD
  - +20 - BRICK 20mm PROUD
  - 20 - BRICK 20mm RECESSED
  - S - SIDING (HORIZONTAL)
  - SV - SIDING (VERTICAL)
  - ST - STONE VENEER
  - T - TRIM 200mm COVE SIDING
  - AF - ALUMINUM FASCIA
  - AC - ALUMINUM CLADDING
  - AB - 48" ALUMINUM BAND
  - AS - ASPHALT SHINGLES
  - F - FLASHING
  - V - ROOF VENT (MAXIMUM)
  - P - PARGING
  - PC - PARGING
  - PCH10 - PRECAST HEADER 10"
  - PCH8 - PRECAST HEADER 8"
  - PCS - PRECAST SILL
  - PCB - PRECAST BAND
  - VS - VINYL SHAKES
  - VEC - SIDING (VERTICAL CORNER)
  - KC - KAYCAN WOOD SIDING - 7 1/4" LAP

2012 O.B.C. DRAWINGS

REV-2	STRUCTURAL REVISION #1	09/14/2018	VH
REV-1	NEW STANDARD DRWG MODIFICATION	20/06/2018	DOYON
NO.	DESCRIPTION	DATE	BY

DRAWING: **3 BEDROOM  
ELEVATION B - LEFT**

ADDRESS: XX SCALE: 3/16" = 1'-0" DATE: XX/XX/XXXX

**826 - THE BRADLEY  
2020 FOOTPRINT**  
(STANDARD DRAWINGS)

SHEET: **A3b**

# RISERS MAY VARY  
TO BE CALCULATED  
WITH GRADING

PATIO STONE

PRESSURE TREATED  
WOOD DECK ON STEEL  
ANGLE BOLTED TO  
FOUNDATION. EXTERIOR  
GUARDS SEE CANTILEVERED  
PICKET DETAIL ED-1 (SB-7)  
AND DETAIL ED-2 (S-B7)

PROVIDE G.I. METAL AREAWAY 2"  
ABOVE FINISHED GRADE & DRAIN  
TO WEEPER TILE. INSURE A CLEAR  
DISTANCE OF 22" FROM BUILDING  
FACE TO INSIDE OF WINDOW WELL.  
(TYP.) (SEE DETAIL SP-24)

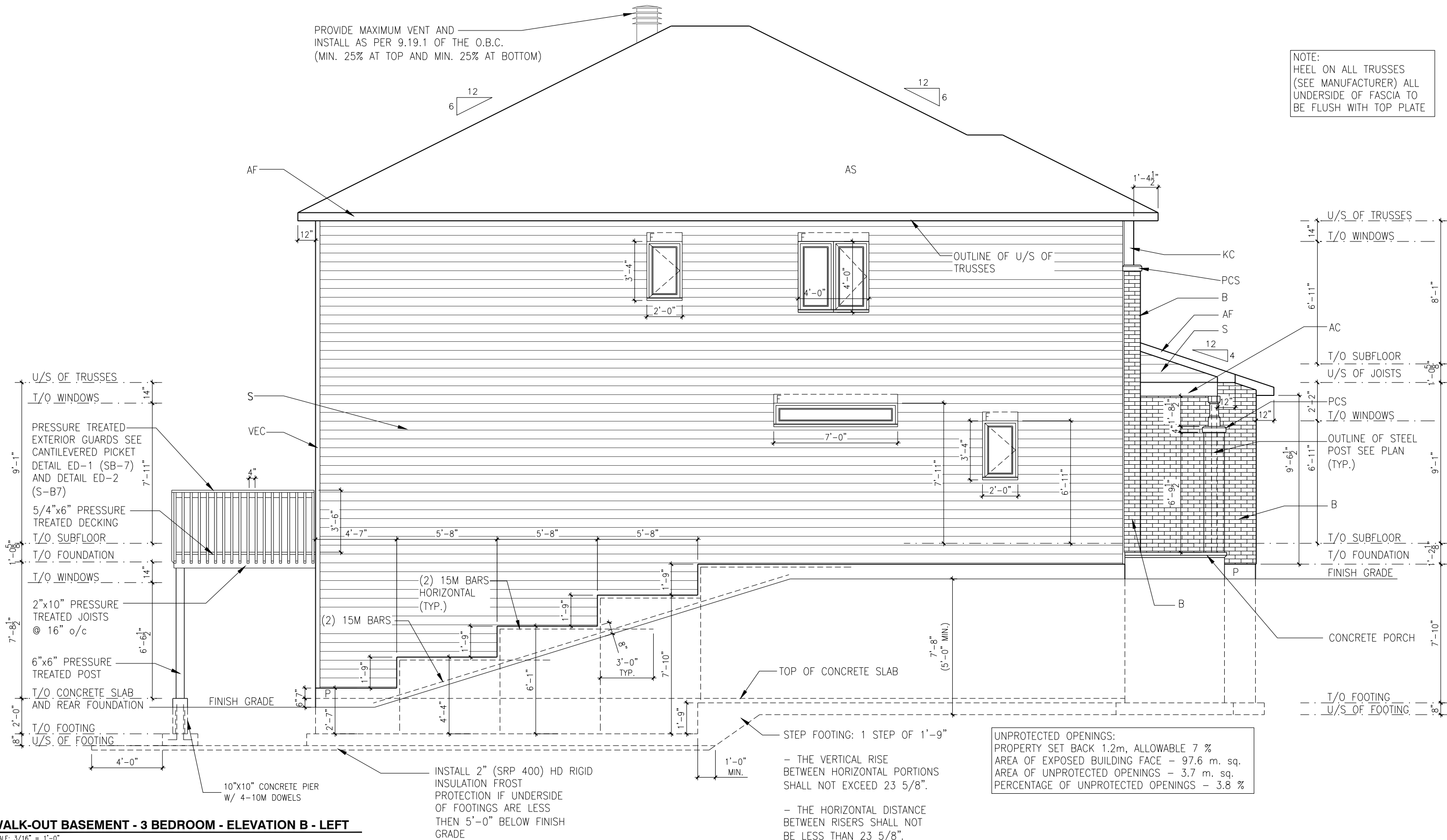
UNPROTECTED OPENINGS:  
PROPERTY SET BACK 1.2m, ALLOWABLE 7 %  
AREA OF EXPOSED BUILDING FACE - 89.3 m. sq.  
AREA OF UNPROTECTED OPENINGS - 4.4 m. sq.  
PERCENTAGE OF UNPROTECTED OPENINGS - 4.9 %

**3 BEDROOM - ELEVATION B - LEFT**

SCALE: 3/16" = 1'-0"

PROVIDE MAXIMUM VENT AND  
INSTALL AS PER 9.19.1 OF THE O.B.C.  
(MIN. 25% AT TOP AND MIN. 25% AT BOTTOM)

NOTE:  
HEEL ON ALL TRUSSES  
(SEE MANUFACTURER) ALL  
UNDERSIDE OF FASCIA TO  
BE FLUSH WITH TOP PLATE



WALK-OUT BASEMENT - 3 BEDROOM - ELEVATION B - LEFT

SCALE: 3/16" = 1'-0"

LOT: XXXX  
DATE: XX/XX/XXXX



A - ALL CONTRACTORS SHALL PERFORM THEIR WORK WHETHER DESCRIBED OR NOT, ACCORDING TO THE APPLICABLE BUILDING CODE REQUIREMENTS AND MUNICIPAL REGULATIONS.  
B - THE GENERAL CONTRACTOR SHALL CHECK AND VERIFY ALL DIMENSIONS AND REPORT ERRORS AND OMISSIONS TO VALECRAFT'S ARCHITECTURAL DEPARTMENT.  
C - NO DIMENSION SHOULD BE SCALED ON DRAWINGS.  
D - THE GENERAL CONTRACTOR OR SUB-CONTRACTORS WILL BE HELD RESPONSIBLE FOR ALL WORK DONE ON THE CONSTRUCTION SITE.  
E - THIS DRAWING IS TO BE USED IN CONJUNCTION WITH SCHEDULE B-1A AND ANY 680'S AND MAY SHOW ONLY SOME OF THE CHANGES DETAILED ON THAT DOCUMENT. SHOULD THE DRAWINGS NOT SHOW ALL ITEMS CONTAINED ON A SCHEDULE OR MISS OTHER ITEMS ALTOGETHER, THE SCHEDULE IS CONSIDERED THE GOVERNING DOCUMENT.

I, MARC-ANDRÉ DECOEUR, ARCHITECTURAL MANAGER FOR VALECRAFT HOMES LTD., HAVE REVIEWED THE FOLLOWING DOCUMENTS AND TAKE RESPONSIBILITY FOR THE DESIGN ACTIVITIES.

- PERSONAL BCIN #44555  
- TARIION REGISTRATION NUMBER #611

\*\* SEE SIGNED SCHEDULE 1: DESIGNER INFORMATION FORM \*\*

REV	DESCRIPTION	DATE	BY
REV-1	NEW STANDARD DRWG MODIFICATION	20/06/2018	DOYON

EXTERIOR FINISH LEGEND:

B - BRICK (MAIN)  
B1 - BRICK SOLDIER COURSE (ACCENT)  
B2 - BRICK SOLDIER COURSE (ACCENT) + 20mm PROUD  
B3 - BRICK SLEEPER COURSE  
B4 - STACK BOND (ACCENT)  
B5 - BRICK SILL (ACCENT)  
B6 - BRICK ROW LOCK (ACCENT)  
B7 - BRICK CORRELLING  
B8 - BRICK CORNING 20mm PROUD  
+20 - BRICK 20mm PROUD  
-20 - BRICK 20mm RECESSED  
S - SIDING (HORIZONTAL)  
ST - STONE VENER  
T - TRIM 200mm COVE SIDING  
AF - ALUMINUM FASCIA  
AC - ALUMINUM CLADDING  
AB - 48" ALUMINUM BAND  
AS - ASPHALT SHINGLES  
F - FLASHING  
V - ROOF VENT (MAXIMUM)  
P - PARGING  
PC - PARING  
PCH10 - PRECAST HEADER 10"

PCH8 - PRECAST HEADER 8"  
PCS - PRECAST SILL  
PCB - PRECAST BAND  
VS - VINYL SHAKES  
VEC - SIDING (VERTICAL CORNER)

2012 O.B.C. DRAWINGS

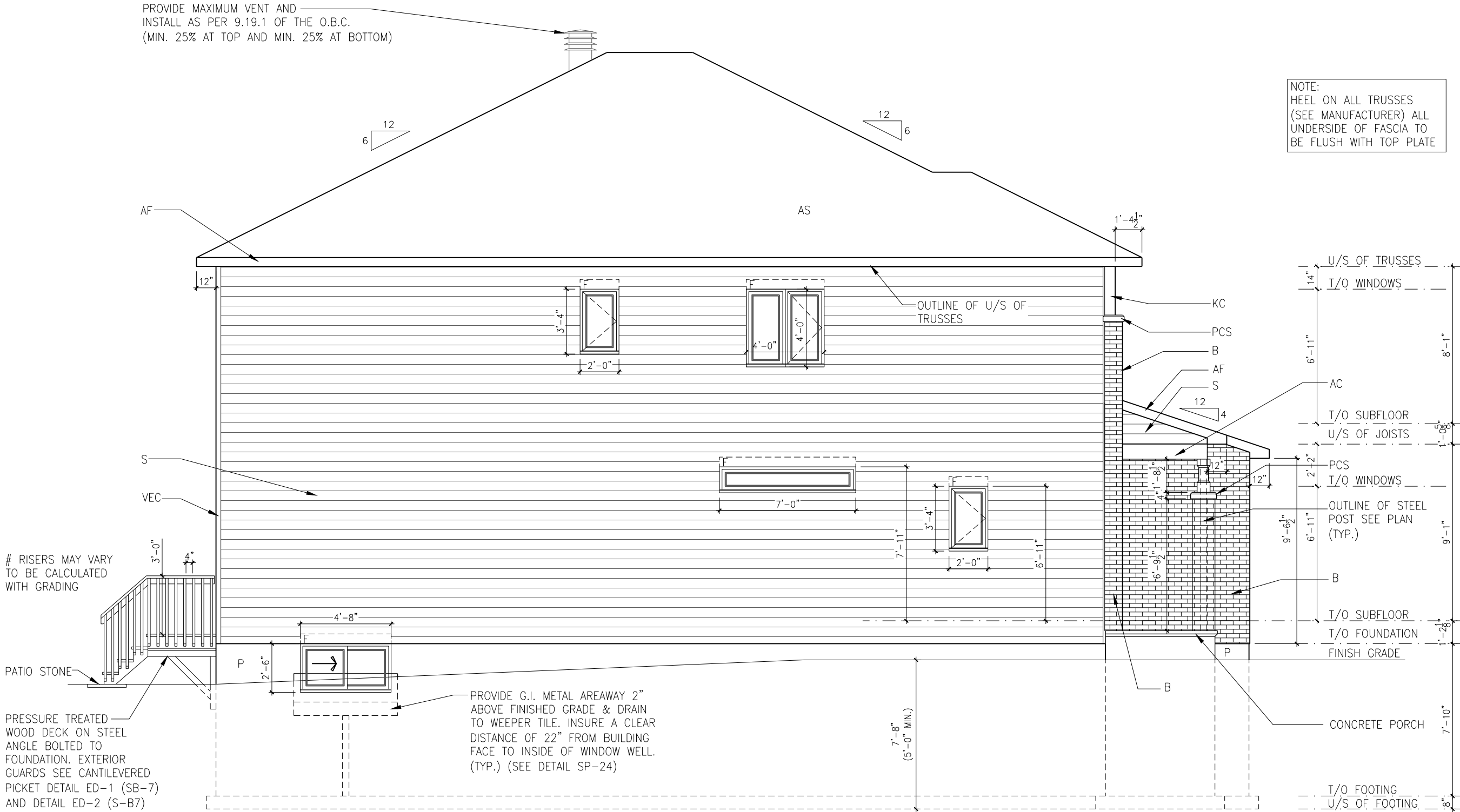
DRAWING: WALK-OUT BASEMENT  
3 BED - ELEV. B - LEFT

ADDRESS: XX SCALE: 3/16" = 1'-0" DATE: XX/XX/XXXX

825 - THE BRADLEY  
2018 FOOTPRINT  
(STANDARD DRAWINGS)  
SHEET: A3b

PROVIDE MAXIMUM VENT AND  
INSTALL AS PER 9.19.1 OF THE O.B.C.  
(MIN. 25% AT TOP AND MIN. 25% AT BOTTOM)

NOTE:  
HEEL ON ALL TRUSSES  
(SEE MANUFACTURER) ALL  
UNDERSIDE OF FASCIA TO  
BE FLUSH WITH TOP PLATE



LOT: XXXX  
DATE: XX/XX/XXXX



I, DANIEL GUERIN, ARCHITECTURAL MANAGER FOR VALECRAFT HOMES LTD., HAVE REVIEWED THE FOLLOWING DOCUMENTS AND TAKE RESPONSIBILITY FOR THE DESIGN ACTIVITIES.

- PERSONAL BCIN #19896
- TARIION REGISTRATION NUMBER #611

\*\* SEE SIGNED SCHEDULE 1: DESIGNER INFORMATION FORM \*\*

THIS DRAWING IS TO BE USED IN CONJUNCTION WITH SCHEDULE B-1A AND ANY 680'S AND MAY SHOW ONLY SOME OF THE CHANGES DETAILED ON THAT DOCUMENT. SHOULD THE DRAWINGS NOT SHOW ALL ITEMS CONTAINED ON A SCHEDULE OR MISS OTHER ITEMS ALTOGETHER, THE SCHEDULE IS CONSIDERED THE GOVERNING DOCUMENT.

ALL CONTRACTORS SHALL PERFORM THEIR WORK WHETHER DESCRIBED OR NOT, ACCORDING TO THE APPLICABLE BUILDING CODE REQUIREMENTS AND MUNICIPAL REGULATIONS.

THE GENERAL CONTRACTOR SHALL CHECK AND VERIFY ALL DIMENSIONS AND REPORT ERRORS AND OMISSIONS TO VALECRAFT'S ARCHITECTURAL DEPARTMENT.

NO DIMENSION SHOULD BE SCALED ON DRAWINGS.

THE GENERAL CONTRACTOR OR SUB-CONTRACTORS WILL BE HELD RESPONSIBLE FOR ALL WORK DONE ON THE CONSTRUCTION SITE.

- EXTERIOR FINISH LEGEND:
- B - BRICK (MAIN)
  - B1 - BRICK SOLDIER COURSE (ACCENT)
  - B2 - BRICK SOLDIER COURSE (ACCENT)
  - + 20mm PROUD
  - B3 - BRICK SLEEPER COURSE
  - B4 - STACK BOND (ACCENT)
  - B5 - BRICK SILL (ACCENT)
  - B6 - BRICK ROW LOCK (ACCENT)
  - B7 - BRICK CORBELLING
  - B8 - BRICK COINING 20mm PROUD
  - +20 - BRICK 20mm PROUD
  - 20 - BRICK 20mm RECESSED
  - S - SIDING (HORIZONTAL)
  - SV - SIDING (VERTICAL)
  - ST - STONE VENEER
  - T - TRIM 200mm COVE SIDING
  - AF - ALUMINUM FASCIA
  - AC - ALUMINUM CLADDING
  - AB - 48" ALUMINUM BAND
  - AS - ASPHALT SHINGLES
  - F - FLASHING
  - V - ROOF VENT (MAXIMUM)
  - P - PARGING
  - PC - PARGING
  - PCH10 - PRECAST HEADER 10"
  - PCH8 - PRECAST HEADER 8"
  - PCS - PRECAST SILL
  - PCB - PRECAST BAND
  - VS - VINYL SHAKES
  - VEC - SIDING (VERTICAL CORNER)
  - KC - KAYCAN WOOD SIDING - 74" LAP

### 2012 O.B.C. DRAWINGS


REV-2	STRUCTURAL REVISION #1	09/14/2018	VH
REV-1	NEW STANDARD DRWG MODIFICATION	20/06/2018	DOYON
NO.	DESCRIPTION	DATE	BY

DRAWING: **4 BEDROOM  
ELEVATION B - LEFT**

ADDRESS: XX SCALE: 3/16" = 1'-0" DATE: XX/XX/XXXX

**826 - THE BRADLEY  
2020 FOOTPRINT**  
(STANDARD DRAWINGS)

**A3b**

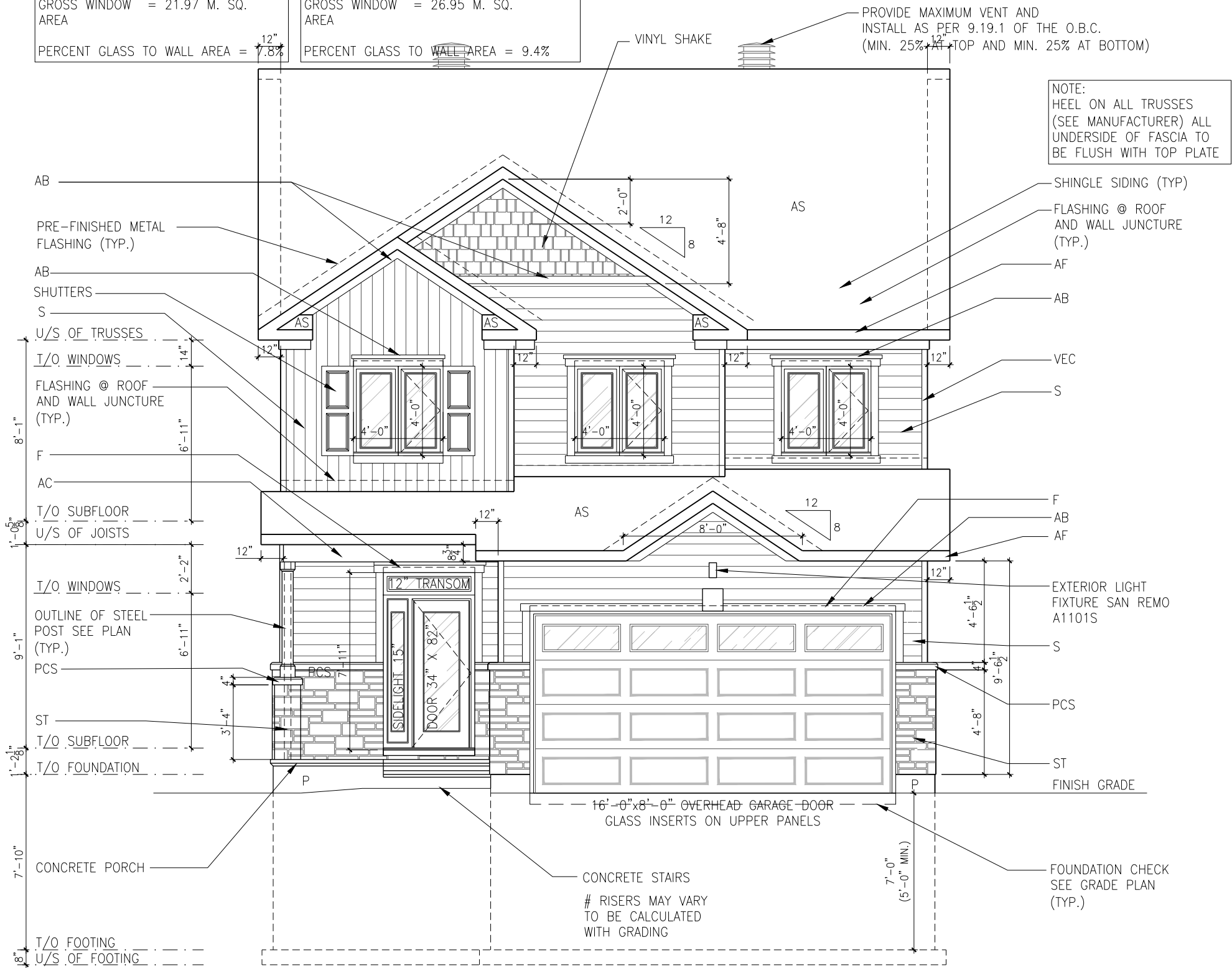
### 4 BEDROOM - ELEVATION B - LEFT

SCALE: 3/16" = 1'-0"



STANDARD PLAN:  
  
GROSS INSULATED = 280.6 M. SQ.  
WALL AREA  
  
GROSS WINDOW = 21.97 M. SQ.  
AREA  
  
PERCENT GLASS TO WALL AREA = 7.8%

STANDARD PLAN WITH WALK-OUT BASEMENT:  
  
GROSS INSULATED = 313.1 M. SQ.  
WALL AREA  
  
GROSS WINDOW = 26.95 M. SQ.  
AREA  
  
PERCENT GLASS TO WALL AREA = 9.4%



**3 & 4 BEDROOM - ELEVATION C - FRONT**  
SCALE: 3/16" = 1'-0"

LOT: XXXX  
DATE: XX/XX/XXXX



I, DANIEL GUERIN, ARCHITECTURAL MANAGER FOR VALECRAFT HOMES LTD., HAVE REVIEWED THE FOLLOWING DOCUMENTS AND TAKE RESPONSIBILITY FOR THE DESIGN ACTIVITIES.

- PERSONAL BCIN #19896  
- TARIION REGISTRATION NUMBER #611

\*\* SEE SIGNED SCHEDULE 1: DESIGNER INFORMATION FORM \*\*

THIS DRAWING IS TO BE USED IN CONJUNCTION WITH SCHEDULE B-1A AND ANY 680'S AND MAY SHOW ONLY SOME OF THE CHANGES DETAILED ON THAT DOCUMENT. SHOULD THE DRAWINGS NOT SHOW ALL ITEMS CONTAINED ON A SCHEDULE OR MISS OTHER ITEMS ALTOGETHER, THE SCHEDULE IS CONSIDERED THE GOVERNING DOCUMENT.

ALL CONTRACTORS SHALL PERFORM THEIR WORK WHETHER DESCRIBED OR NOT, ACCORDING TO THE APPLICABLE BUILDING CODE REQUIREMENTS AND MUNICIPAL REGULATIONS.

THE GENERAL CONTRACTOR SHALL CHECK AND VERIFY ALL DIMENSIONS AND REPORT ERRORS AND OMISSIONS TO VALECRAFT'S ARCHITECTURAL DEPARTMENT.

NO DIMENSION SHOULD BE SCALED ON DRAWINGS.

THE GENERAL CONTRACTOR OR SUB-CONTRACTORS WILL BE HELD RESPONSIBLE FOR ALL WORK DONE ON THE CONSTRUCTION SITE.

- EXTERIOR FINISH LEGEND:
- B - BRICK (MAIN)
  - B1 - BRICK SOLDIER COURSE (ACCENT)
  - B2 - BRICK SOLDIER COURSE (ACCENT) + 20mm PROUD
  - B3 - BRICK SLEEPER COURSE
  - B4 - STACK BOND (ACCENT)
  - B5 - BRICK SILL (ACCENT)
  - B6 - BRICK ROW LOCK (ACCENT)
  - B7 - BRICK CORBELLING
  - B8 - BRICK COINING 20mm PROUD
  - +20 - BRICK 20mm PROUD
  - 20 - BRICK 20mm RECESSED
  - S - SIDING (HORIZONTAL)
  - SV - SIDING (VERTICAL)
  - ST - STONE VENEER
  - T - TRIM 200mm COVE SIDING
  - AF - ALUMINUM FASCIA
  - AC - ALUMINUM CLADDING
  - AB - 48" ALUMINUM BAND
  - AS - ASPHALT SHINGLES
  - F - FLASHING
  - V - ROOF VENT (MAXIMUM)
  - P - PARGING
  - PC - PARGING
  - PCH10 - PRECAST HEADER 10"
  - PCH8 - PRECAST HEADER 8"
  - PCS - PRECAST SILL
  - PCB - PRECAST BAND
  - VS - VINYL SHAKES
  - VEC - SIDING (VERTICAL CORNER)
  - KC - KAYCAN WOOD SIDING - 74" LAP

**2012 O.B.C. DRAWINGS**

REV	DESCRIPTION	DATE	BY
REV-2	STRUCTURAL REVISION #1	09/14/2018	VH
REV-1	NEW STANDARD DRWG MODIFICATION	20/06/2018	DOYON

DRAWING: **3 & 4 BEDROOM ELEVATION C - LEFT**

ADDRESS: XX SCALE: 3/16" = 1'-0" DATE: XX/XX/XXXX

**826 - THE BRADLEY 2020 FOOTPRINT** (STANDARD DRAWINGS)

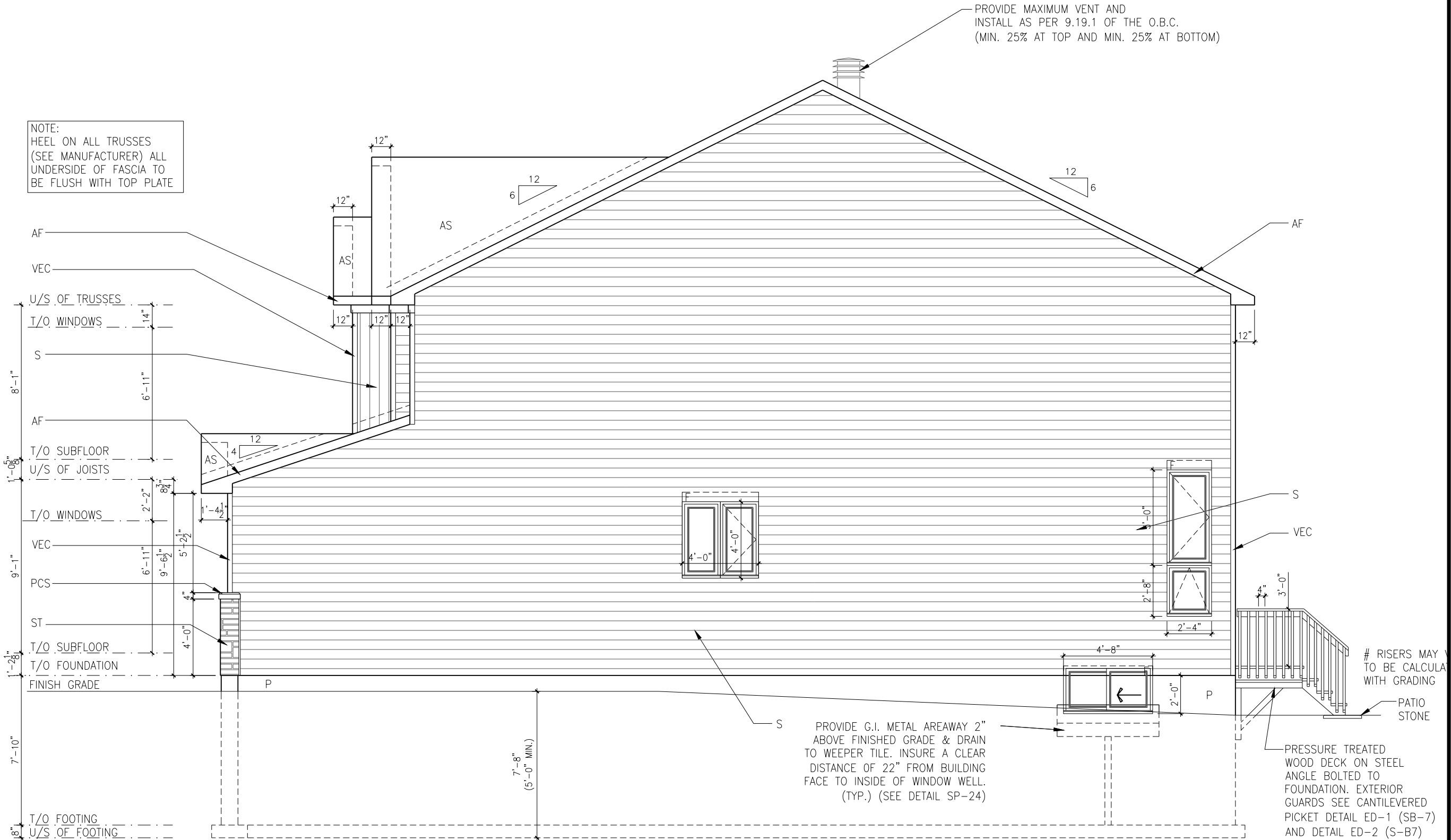
SHEET: **A1c**

SCALE: 3/16" = 1'-0"





NOTE:  
HEEL ON ALL TRUSSES  
(SEE MANUFACTURER) ALL  
UNDERSIDE OF FASCIA TO  
BE FLUSH WITH TOP PLATE



UNPROTECTED OPENINGS:  
PROPERTY SET BACK 1.2m, ALLOWABLE 7 %  
AREA OF EXPOSED BUILDING FACE - 88.6 m. sq.  
AREA OF UNPROTECTED OPENINGS - 0.74 m. sq.  
PERCENTAGE OF UNPROTECTED OPENINGS - 0.83 %

4 BEDROOM - ELEVATION C - RIGHT  
SCALE: 3/16" = 1'-0"

LOT: XXXX  
DATE: XX/XX/XXXX



I, DANIEL GUERIN, ARCHITECTURAL MANAGER FOR  
VALECRAFT HOMES LTD., HAVE REVIEWED THE FOLLOWING DOCUMENTS  
AND TAKE RESPONSIBILITY FOR THE DESIGN ACTIVITIES.

- PERSONAL BCIN #19896
- TARIION REGISTRATION NUMBER #611

\*\* SEE SIGNED SCHEDULE 1: DESIGNER INFORMATION FORM \*\*

THIS DRAWING IS TO BE USED IN CONJUNCTION WITH SCHEDULE  
B-1A AND ANY 680'S AND MAY SHOW ONLY SOME OF THE CHANGES  
DETAILED ON THAT DOCUMENT. SHOULD THE DRAWINGS NOT SHOW  
ALL ITEMS CONTAINED ON A SCHEDULE OR MISS OTHER ITEMS  
ALTOGETHER, THE SCHEDULE IS CONSIDERED THE GOVERNING  
DOCUMENT.

ALL CONTRACTORS SHALL PERFORM THEIR WORK WHETHER  
DESCRIBED OR NOT, ACCORDING TO THE APPLICABLE BUILDING  
CODE REQUIREMENTS AND MUNICIPAL REGULATIONS.

THE GENERAL CONTRACTOR SHALL CHECK AND VERIFY ALL  
DIMENSIONS AND REPORT ERRORS AND OMISSIONS TO VALECRAFT'S  
ARCHITECTURAL DEPARTMENT.

NO DIMENSION SHOULD BE SCALED ON DRAWINGS.

THE GENERAL CONTRACTOR OR SUB-CONTRACTORS WILL BE HELD  
RESPONSIBLE FOR ALL WORK DONE ON THE CONSTRUCTION SITE.

EXTERIOR FINISH LEGEND:

- B - BRICK (MAIN)
- B1 - BRICK SOLDIER COURSE (ACCENT)
- B2 - BRICK SOLDIER COURSE (ACCENT)
- + 20mm PROUD
- B3 - BRICK SLEEPER COURSE
- B4 - STACK BOND (ACCENT)
- B5 - BRICK SILL (ACCENT)
- B6 - BRICK ROW LOCK (ACCENT)
- B7 - BRICK CORBELLING
- B8 - BRICK COINING 20mm PROUD
- +20 - BRICK 20mm PROUD
- 20 - BRICK 20mm RECESSED
- S - SIDING (HORIZONTAL)
- SV - SIDING (VERTICAL)
- ST - STONE VENEER
- T - TRIM 200mm COVE SIDING
- AF - ALUMINUM FASCIA
- AC - ALUMINUM CLADDING
- AB - 48" ALUMINUM BAND
- AS - ASPHALT SHINGLES
- F - FLASHING
- V - ROOF VENT (MAXIMUM)
- P - PARGING
- PC - PARGING
- PCH10 - PRECAST HEADER 10"
- PCH8 - PRECAST HEADER 8"
- PCS - PRECAST SILL
- PCB - PRECAST BAND
- VS - VINYL SHAKES
- VEC - SIDING (VERTICAL CORNER)
- KC - KAYCAN WOOD SIDING - 7 1/4" LAP

## 2012 O.B.C. DRAWINGS

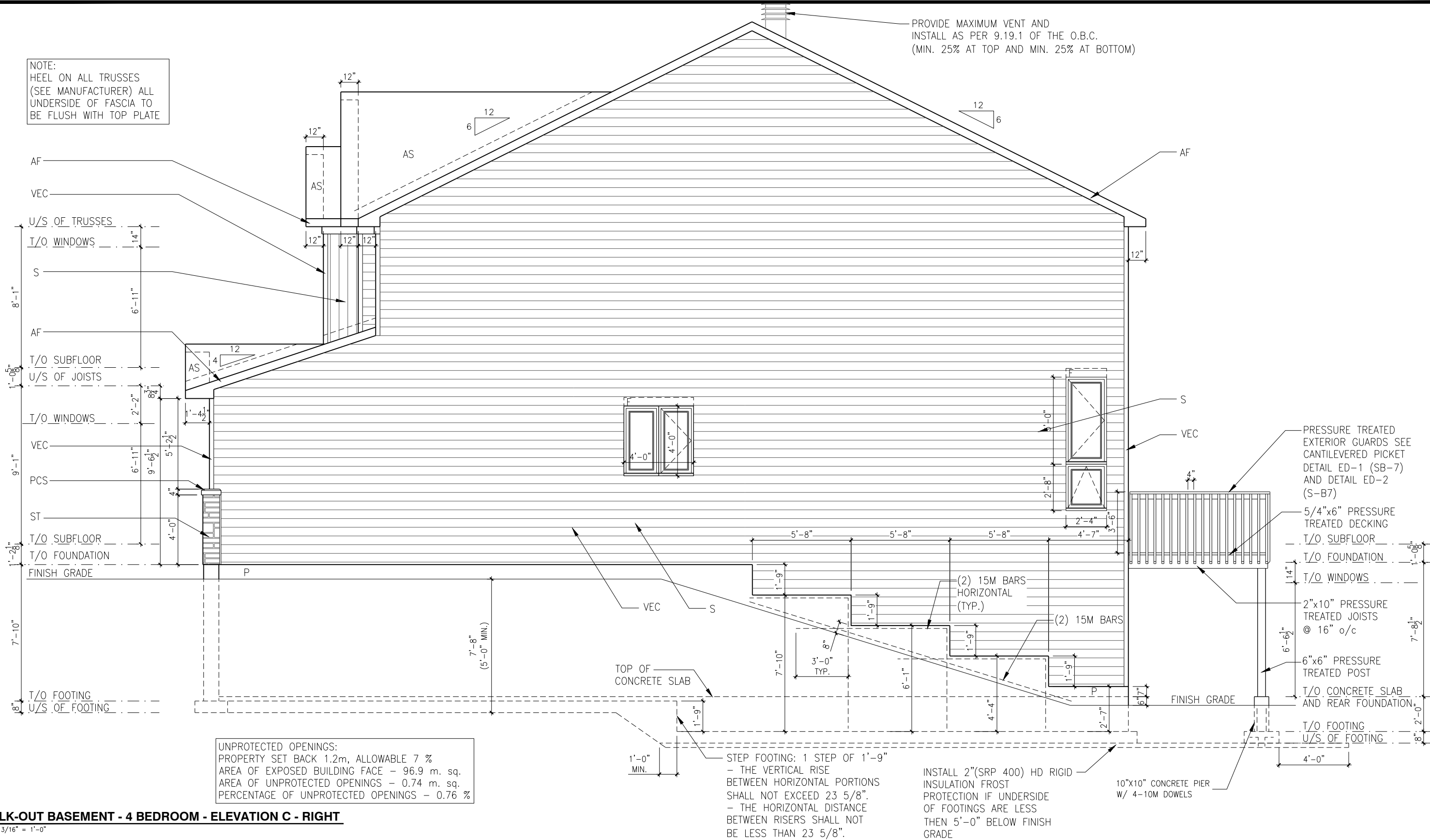

REV-2	STRUCTURAL REVISION #1	09/14/2018	VH
REV-1	NEW STANDARD DRWG MODIFICATION	20/06/2018	DOYON
NO.	DESCRIPTION	DATE	BY

## DRAWING: 4 BEDROOM ELEVATION C - RIGHT

ADDRESS:	SCALE:	DATE:
XX	3/16" = 1'-0"	XX/XX/XXXX

826 - THE BRADLEY  
2020 FOOTPRINT  
(STANDARD DRAWINGS)

SHEET:  
**A2c**



LOT: XXXX  
DATE: XX/XX/XXXX

**Valecraft**  
Homes Ltd.

A - ALL CONTRACTORS SHALL PERFORM THEIR WORK WHETHER DESCRIBED OR NOT, ACCORDING TO THE APPLICABLE BUILDING CODE REQUIREMENTS AND MUNICIPAL REGULATIONS.  
B - THE GENERAL CONTRACTOR SHALL CHECK AND VERIFY ALL DIMENSIONS AND REPORT ERRORS AND OMISSIONS TO VALECRAFT'S ARCHITECTURAL DEPARTMENT.  
C - NO DIMENSION SHOULD BE SCALED ON DRAWINGS.  
D - THE GENERAL CONTRACTOR OR SUB-CONTRACTORS WILL BE HELD RESPONSIBLE FOR ALL WORK DONE ON THE CONSTRUCTION SITE.  
E - THIS DRAWING IS TO BE USED IN CONJUNCTION WITH SCHEDULE B-1A AND ANY 680'S AND MAY SHOW ONLY SOME OF THE CHANGES DETAILED ON THAT DOCUMENT. SHOULD THE DRAWINGS NOT SHOW ALL ITEMS CONTAINED ON A SCHEDULE OR MISS OTHER ITEMS ALTOGETHER, THE SCHEDULE IS CONSIDERED THE GOVERNING DOCUMENT.

I, MARC-ANDRE DECOEUR, ARCHITECTURAL MANAGER FOR  
VALECRRAFT HOMES LTD., HAVE REVIEWED THE FOLLOWING DOCUMENTS  
AND TAKE RESPONSIBILITY FOR THE DESIGN ACTIVITIES.

- PERSONAL BCIN #44555  
- TARION REGISTRATION NUMBER #611

**\*\* SEE SIGNED SCHEDULE 1: DESIGNER INFORMATION FORM \*\***

REV-1	NEW STANDARD DRWG MODIFICATION	20/06/2018	DOYON
NO.	DESCRIPTION	DATE	BY

- EXTERIOR FINISH LEGEND:
- B - BRICK (MAIN)
  - B1 - BRICK SOLDIER COURSE (ACCENT)
  - B2 - BRICK SOLDIER COURSE (ACCENT) + 20mm PROUD
  - B3 - BRICK SLEEPER COURSE
  - B4 - STACK BOND (ACCENT)
  - B5 - BRICK SILL (ACCENT)
  - B6 - BRICK ROW LOCK (ACCENT)
  - B7 - BRICK CORRELLING
  - B8 - BRICK CORNING 20mm PROUD
  - +20 - BRICK 20mm PROUD
  - 20 - BRICK 20mm RECESSED
  - S - SIDING (HORIZONTAL)
  - ST - STONE VENEER
  - T - TRIM 200mm COVE SIDING
  - AF - ALUMINUM FASCIA
  - AC - ALUMINUM CLADDING
  - AB - 48" ALUMINUM BAND
  - AS - ASPHALT SHINGLES
  - F - FLASHING
  - V - ROOF VENT (MAXIMUM)
  - P - PARGING
  - PC - PARING
  - PCH10 - PRECAST HEADER 10"

- PCH8 - PRECAST HEADER 8"
- PCS - PRECAST SILL
- PCB - PRECAST BAND
- VS - VINYL SHAKES
- VEC - SIDING (VERTICAL CORNER)

2012 O.B.C. DRAWINGS

DRAWING: WALK-OUT BASEMENT  
4 BED - ELEV. C - RIGHT

ADDRESS: XX SCALE: 3/16" = 1'-0" DATE: XX/XX/XXXX

825 - THE BRADLEY  
2018 FOOTPRINT  
(STANDARD DRAWINGS)

SHEET: A2c



**Valecraft**  
Homes (2019) Limited

- PERSONAL BCIN #19896
- TARION REGISTRATION NUMBER #611

\*\* SEE SIGNED SCHEDULE 1: DESIGNER INFORMATION FORM \*\*

ALL CONTRACTORS SHALL PERFORM THEIR WORK WHETHER DESCRIBED OR NOT, ACCORDING TO THE APPLICABLE BUILDING CODE REQUIREMENTS AND MUNICIPAL REGULATIONS.

NO DIMENSION SHOULD BE SCALED ON DRAWINGS

THE GENERAL CONTRACTOR OR SUB-CONTRACTORS WILL BE HELD RESPONSIBLE FOR ALL WORK DONE ON THE CONSTRUCTION SITE.

EXTERIOR FINISH LEGEND

- B - BRICK (MAIN)
- B1 - BRICK SOLDIER COURSE (ACCENT)
- B2 - BRICK SOLDIER COURSE (ACCENT)
- B3 - BRICK SLEEPER COURSE
- B4 - STACK BAND (ACCENT)
- B5 - BRICK SILL (ACCENT)
- B6 - BRICK LOCK LOCK (ACCENT)
- B7 - BRICK CORBELLING
- B8 - BRICK COINING 20mm PROUD
- +20 - BRICK 20mm PROUD
- 20 - BRICK 20mm RECESSED
- S - SIDING (HORIZONTAL)
- SV - SIDING (VERTICAL)
- ST - STONE VENEER
- T - TRIM 200mm COVE SIDING
- AF - ALUMINUM FASCIA
- AC - ALUMINUM CLADDING
- AB - 48" ALUMINUM BAND
- AS - ASPHALT SHINGLES
- F - FLASHING
- V - VENT (MAXIMUM)
- P - PARGING
- PC - PARGING
- PCH10 - PRECAST HEADER 10"
- PCH8 - PRECAST HEADER 8"
- PCS - PRECAST SILL
- PCB - PRECAST BAND
- VS - VINYL SHAKES
- VEC - SIDING (VERTICAL CORNER)
- KC - KAYCAN WOOD SIDING - 7 1/2" LAP


DRAWING: **3 BEDROOM  
ELEVATION C - LEFT**

826 - THE BRADLEY  
2020 FOOTPRINT

SHEET:

### A3c

NOTE:  
HEEL ON ALL TRUSSES  
(SEE MANUFACTURER) ALL  
UNDERSIDE OF FASCIA TO  
BE FLUSH WITH TOP PLATE

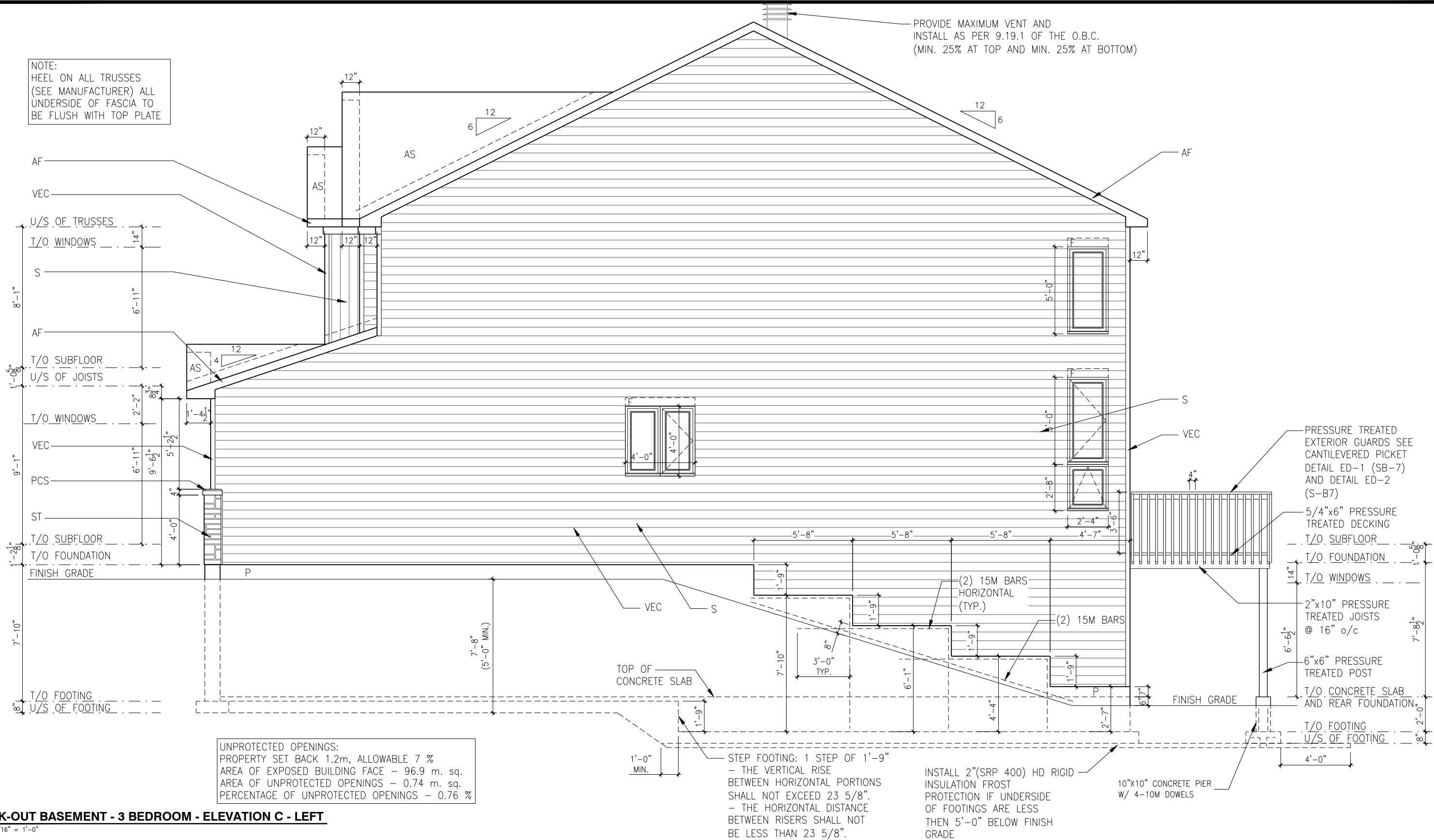
PRESSURE TREATED  
WOOD DECK ON STEEL  
ANGLE BOLTED TO  
FOUNDATION. EXTERIOR  
GUARDS SEE CANTILEVERED  
PICKET DETAIL ED-1 (SB-7)  
AND DETAIL ED-2 (S-B7)

— PROVIDE G.I. METAL AREAWAY 2" ABOVE FINISHED GRADE & DRAIN TO WEEPER TILE. INSURE A CLEAR DISTANCE OF 22" FROM BUILDING FACE TO INSIDE OF WINDOW WELL. (TYP.) (SEE DETAIL SP-24)

<p>UNPROTECTED OPENINGS:  PROPERTY SET BACK 1.2m, ALLOWABLE 7 %  AREA OF EXPOSED BUILDING FACE – 88.7 m. sq.  AREA OF UNPROTECTED OPENINGS – 4.4 m. sq.  PERCENTAGE OF UNPROTECTED OPENINGS – 4.9 %</p>
---

### 3 BEDROOM - ELEVATION C - LEFT

SCALE: 3/16" = 1'-0"



WALK-OUT BASEMENT - 3 BEDROOM - ELEVATION C - LEFT

SCALE: 3/16" = 1'-0"

LOT: XXXX  
DATE: XX/XX/XXXX



A - ALL CONTRACTORS SHALL PERFORM THEIR WORK WHETHER DESCRIBED OR NOT, ACCORDING TO THE APPLICABLE BUILDING CODE REQUIREMENTS AND MUNICIPAL REGULATIONS.  
B - THE GENERAL CONTRACTOR SHALL CHECK AND VERIFY ALL DIMENSIONS AND REPORT ERRORS AND OMISSIONS TO VALECRAFT'S ARCHITECTURAL DEPARTMENT.  
C - NO DIMENSION SHOULD BE SCALED ON DRAWINGS.  
D - THE GENERAL CONTRACTOR OR SUB-CONTRACTORS WILL BE HELD RESPONSIBLE FOR ALL WORK DONE ON THE CONSTRUCTION SITE.  
E - THIS DRAWING IS TO BE USED IN CONJUNCTION WITH SCHEDULE B-1A AND ANY 680'S AND MAY SHOW ONLY SOME OF THE CHANGES DETAILED ON THAT DOCUMENT. SHOULD THE DRAWINGS NOT SHOW ALL ITEMS CONTAINED ON A SCHEDULE OR MISS OTHER ITEMS ALTOGETHER, THE SCHEDULE IS CONSIDERED THE GOVERNING DOCUMENT.

I, MARC-ANDRE DECOEUR, ARCHITECTURAL MANAGER FOR VALECRAFT HOMES LTD., HAVE REVIEWED THE FOLLOWING DOCUMENTS AND TAKE RESPONSIBILITY FOR THE DESIGN ACTIVITIES.

- PERSONAL BCIN #44555  
- TARIION REGISTRATION NUMBER #611

\*\* SEE SIGNED SCHEDULE 1: DESIGNER INFORMATION FORM \*\*

REV	DESCRIPTION	DATE	BY
REV-1	NEW STANDARD DRWG MODIFICATION	20/06/2018	DOYON

EXTERIOR FINISH LEGEND:

B - BRICK (MAIN)  
B1 - BRICK SOLDIER COURSE (ACCENT)  
B2 - BRICK SOLDIER COURSE (ACCENT)  
+ 20mm PROUD  
B3 - BRICK SLEEPER COURSE  
B4 - STACK BOND (ACCENT)  
B5 - BRICK SILL (ACCENT)  
B6 - BRICK ROW LOCK (ACCENT)  
B7 - BRICK CORRELLING  
B8 - BRICK CORNING 20mm PROUD  
+20 - BRICK 20mm PROUD  
-20 - BRICK 20mm RECESSED  
S - SIDING (HORIZONTAL)  
ST - STONE VENEER  
T - TRIM 200mm COVE SIDING  
AF - ALUMINUM FASCIA  
AC - ALUMINUM CLADDING  
AB - 48" ALUMINUM BAND  
AS - ASPHALT SHINGLES  
F - FLASHING  
V - ROOF VENT (MAXIMUM)  
P - PARGING  
PC - PARGING  
PCH10 - PRECAST HEADER 10"

PCH8 - PRECAST HEADER 8"  
PCS - PRECAST SILL  
PCB - PRECAST BAND  
VS - VINYL SHAKES  
VEC - SIDING (VERTICAL CORNER)

2012 O.B.C. DRAWINGS

DRAWING: WALK-OUT BASEMENT  
3 BED - ELEV. C - LEFT

ADDRESS: XX | SCALE: 3/16" = 1'-0" | DATE: XX/XX/XXXX

825 - THE BRADLEY  
2018 FOOTPRINT  
(STANDARD DRAWINGS)

SHEET:  
A3c



**Valecraft**  
Homes (2019) Limited

**\*\* SEE SIGNED SCHEDULE 1: DESIGNER INFORMATION FORM \*\***

ALL CONTRACTORS SHALL PERFORM THEIR WORK WHETHER DESCRIBED OR NOT, ACCORDING TO THE APPLICABLE BUILDING CODE REQUIREMENTS AND MUNICIPAL REGULATIONS.

NO DIMENSION SHOULD BE SCALED ON DRAWINGS.

THE GENERAL CONTRACTOR OR SUB-CONTRACTORS WILL BE HELD RESPONSIBLE FOR ALL WORK DONE ON THE CONSTRUCTION SITE.

EXTERIOR FINISH LEGEND:

- B - BRICK (MAIN)
- B1 - BRICK SOLDIER COURSE (ACCENT)
- B2 - BRICK SOLDIER COURSE (ACCENT)
  - + 20mm PROUD
- B3 - BRICK SLEEPER COURSE
- B4 - STACK BOND (ACCENT)
- B5 - BRICK SILL (ACCENT)
- B6 - BRICK ROW LOCK (ACCENT)
- B7 - BRICK CORBELLING
- B8 - BRICK COINING 20mm PROUD
- +20 - BRICK 20mm PROUD
- 20 - BRICK 20mm RECESSED
- S - SIDING (HORIZONTAL)
- SV - SIDING (VERTICAL)
- ST - STONE VENEER
- T - TRIM 200mm COVE SIDING
- AF - ALUMINUM FASCIA
- AC - ALUMINUM CLADDING
- AB - 48" ALUMINUM BAND
- AS - ASPHALT SHINGLES
- F - FLASHING
- V - ROOF VENT (MAXIMUM)
- P - PARGING
- PC - PARGING
- PCH10 - PRECAST HEADER 10"
- PCH8 - PRECAST HEADER 8"
- PCS - PRECAST SILL
- PCB - PRECAST BAND
- VS - VINYL SHAKES
- VEC - SIDING (VERTICAL CORNER)
- KC - KAYCAN WOOD SIDING - 7 1/2" LAP


DRAWING: **4 BEDROOM  
ELEVATION C - LEFT**

826 - THE BRADLEY  
2020 FOOTPRINT  
(STANDARD DRAWINGS)

SHEET:  
**A3c**

NOTE:  
HEEL ON ALL TRUSSES  
(SEE MANUFACTURER) ALL  
UNDERSIDE OF FASCIA TO  
BE FLUSH WITH TOP PLATE

# RISERS MAY VARY  
TO BE CALCULATED  
WITH GRADING

PRESSURE TREATED —  
WOOD DECK ON STEEL  
ANGLE BOLTED TO  
FOUNDATION. EXTERIOR  
GUARDS SEE CANTILEVERED  
PICKET DETAIL ED-1 (SB-7)  
AND DETAIL ED-2 (S-B7)

— PROVIDE G.I. METAL AREAWAY 2"  
ABOVE FINISHED GRADE & DRAIN  
TO WEEPER TILE. INSURE A CLEAR  
DISTANCE OF 22" FROM BUILDING  
FACE TO INSIDE OF WINDOW WELL.  
(TYP.) (SEE DETAIL SP-24)

UNPROTECTED OPENINGS: PROPERTY SET BACK 1.2m, ALLOWABLE 7 % AREA OF EXPOSED BUILDING FACE – 88.7 m. sq. AREA OF UNPROTECTED OPENINGS – 4.4 m. sq. PERCENTAGE OF UNPROTECTED OPENINGS – 4.9 %
--

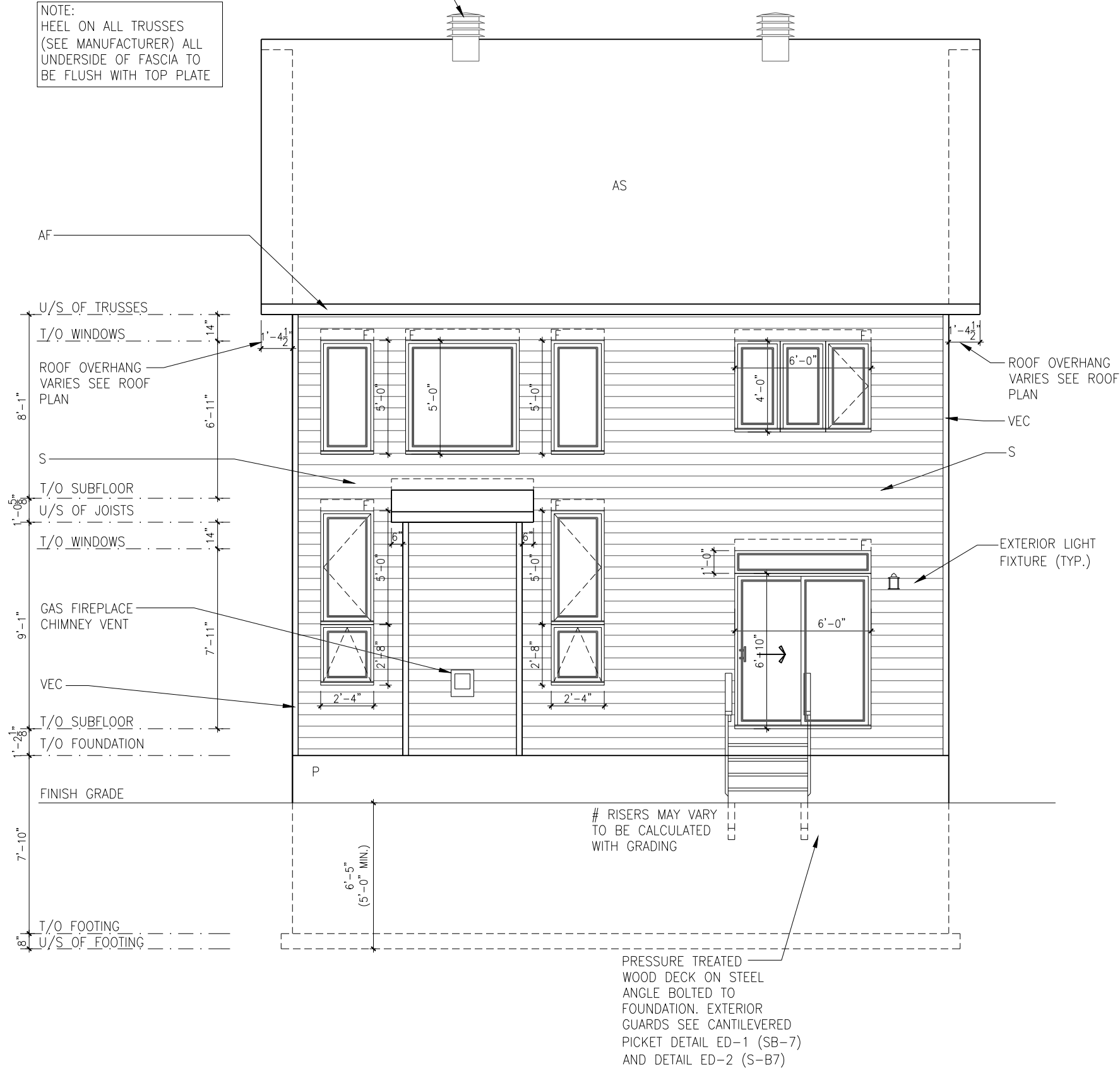
### 4 BEDROOM - ELEVATION C - LEFT

SCALE: 3/16" = 1'-0"



PROVIDE MAXIMUM VENT AND  
INSTALL AS PER 9.19.1 OF THE O.B.C.  
(MIN. 25% AT TOP AND MIN. 25% AT BOTTOM)

NOTE:  
HEEL ON ALL TRUSSES  
(SEE MANUFACTURER) ALL  
UNDERSIDE OF FASCIA TO  
BE FLUSH WITH TOP PLATE



LOT: XXXX  
DATE: XX/XX/XXXX



I, DANIEL GUERIN, ARCHITECTURAL MANAGER FOR  
VALECRAFT HOMES LTD., HAVE REVIEWED THE FOLLOWING DOCUMENTS  
AND TAKE RESPONSIBILITY FOR THE DESIGN ACTIVITIES.

- PERSONAL BCIN #19896
- TARIION REGISTRATION NUMBER #611

\*\* SEE SIGNED SCHEDULE 1: DESIGNER INFORMATION FORM \*\*

THIS DRAWING IS TO BE USED IN CONJUNCTION WITH SCHEDULE  
B-1A AND ANY 680'S AND MAY SHOW ONLY SOME OF THE CHANGES  
DETAILED ON THAT DOCUMENT. SHOULD THE DRAWINGS NOT SHOW  
ALL ITEMS CONTAINED ON A SCHEDULE OR MISS OTHER ITEMS  
ALTOGETHER, THE SCHEDULE IS CONSIDERED THE GOVERNING  
DOCUMENT.

ALL CONTRACTORS SHALL PERFORM THEIR WORK WHETHER  
DESCRIBED OR NOT, ACCORDING TO THE APPLICABLE BUILDING  
CODE REQUIREMENTS AND MUNICIPAL REGULATIONS.

THE GENERAL CONTRACTOR SHALL CHECK AND VERIFY ALL  
DIMENSIONS AND REPORT ERRORS AND OMISSIONS TO VALECRAFT'S  
ARCHITECTURAL DEPARTMENT.

NO DIMENSION SHOULD BE SCALED ON DRAWINGS.

THE GENERAL CONTRACTOR OR SUB-CONTRACTORS WILL BE HELD  
RESPONSIBLE FOR ALL WORK DONE ON THE CONSTRUCTION SITE.

EXTERIOR FINISH LEGEND:

- B - BRICK (MAIN)
- B1 - BRICK SOLDIER COURSE (ACCENT)
- B2 - BRICK SOLDIER COURSE (ACCENT)
- + 20mm PROUD
- B3 - BRICK SLEEPER COURSE
- B4 - STACK BOND (ACCENT)
- B5 - BRICK SILL (ACCENT)
- B6 - BRICK ROW LOCK (ACCENT)
- B7 - BRICK CORBELLING
- B8 - BRICK COINING 20mm PROUD
- +20 - BRICK 20mm PROUD
- 20 - BRICK 20mm RECESSED
- S - SIDING (HORIZONTAL)
- SV - SIDING (VERTICAL)
- ST - STONE VENEER
- T - TRIM 200mm COVE SIDING
- AF - ALUMINUM FASCIA
- AC - ALUMINUM CLADDING
- AB - 48" ALUMINUM BAND
- AS - ASPHALT SHINGLES
- F - FLASHING
- V - ROOF VENT (MAXIMUM)
- P - PARGING
- PC - PARGING
- PCH10 - PRECAST HEADER 10"
- PCH8 - PRECAST HEADER 8"
- PCS - PRECAST SILL
- PCB - PRECAST BAND
- VS - VINYL SHAKES
- VEC - SIDING (VERTICAL CORNER)
- KC - KAYCAN WOOD SIDING - 74" LAP

### 2012 O.B.C. DRAWINGS


REV-2	STRUCTURAL REVISION #1	09/14/2018	VH
REV-1	NEW STANDARD DRWG MODIFICATION	20/06/2018	DOYON
NO.	DESCRIPTION	DATE	BY

### 3 BEDROOM ELEVATION A-C - REAR

ADDRESS:	SCALE:	DATE:
XX	3/16" = 1'-0"	XX/XX/XXXX

826 - THE BRADLEY  
2020 FOOTPRINT  
(STANDARD DRAWINGS)

SHEET:

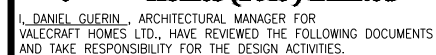
A4a

### 3 BEDROOM - ELEVATION A-C - REAR

SCALE: 3/16" = 1'-0"



**DATE:** XX/XX/XXXX



- PERSONAL BCIN #19896
- TARIION REGISTRATION NUMBER #611

\*\* SEE SIGNED SCHEDULE 1: DESIGNER INFORMATION FORM \*\*

THIS DRAWING IS TO BE USED IN CONJUNCTION WITH SCHEDULE B-1A AND ANY 680'S AND MAY SHOW ONLY SOME OF THE CHANGES DETAILED ON THAT DOCUMENT. SHOULD THE DRAWINGS NOT SHOW ALL ITEMS CONTAINED ON A SCHEDULE OR MISS OTHER ITEMS ALTOGETHER, THE SCHEDULE IS CONSIDERED THE GOVERNING DOCUMENT

ALL CONTRACTORS SHALL PERFORM THEIR WORK WHETHER DESCRIBED OR NOT, ACCORDING TO THE APPLICABLE BUILDING CODE REQUIREMENTS AND MUNICIPAL REGULATIONS.

THE GENERAL CONTRACTOR SHALL CHECK AND VERIFY ALL DIMENSIONS AND REPORT ERRORS AND OMISSIONS TO VALECRAFT'S ARCHITECTURAL DEPARTMENT.

NO DIMENSION SHOULD BE SCALED ON DRAWINGS

THE GENERAL CONTRACTOR OR SUB-CONTRACTORS WILL BE HELD RESPONSIBLE FOR ALL WORK DONE ON THE CONSTRUCTION SITE.

EXTERIOR FINISH LEGEND:

- B - BRICK (MAIN)
- B1 - BRICK SOLDIER COURSE (ACCENT)
- B2 - BRICK SOLDIER COURSE (ACCENT)
  - 20mm PROUD
- B3 - BRICK SLEEPER COURSE
- B4 - STACK BOND (ACCENT)
- B5 - BRICK SILL (ACCENT)
- B6 - BRICK ROW LOCK (ACCENT)
- B7 - BRICK CORBELLING
- B8 - BRICK COINING 20mm PROUD
- +20 - BRICK 20mm PROUD
- 20 - BRICK 20mm RECESSED
- S - SIDING (HORIZONTAL)
- SV - SIDING (VERTICAL)
- ST - STONE VENEER
- T - TRIM 200mm COVE SIDING
- AF - ALUMINUM FASCIA
- AC - ALUMINUM CLADDING
- AB - 48" ALUMINUM BAND
- AS - ASPHALT SHINGLES
- F - FLASHING
- V - ROOF VENT (MAXIMUM)
- P - PARGING
- PC - PARGING
- PCH10 - PRECAST HEADER 10"
- PCH8 - PRECAST HEADER 8"
- PCS - PRECAST SILL
- PCB - PRECAST BAND
- VS - VINYL SHAKES
- VEC - SIDING (VERTICAL CORNER)
- KC - KAYCAN WOOD SIDING - 7 1/2" LAP

## 2012 O.B.C. DRAWINGS

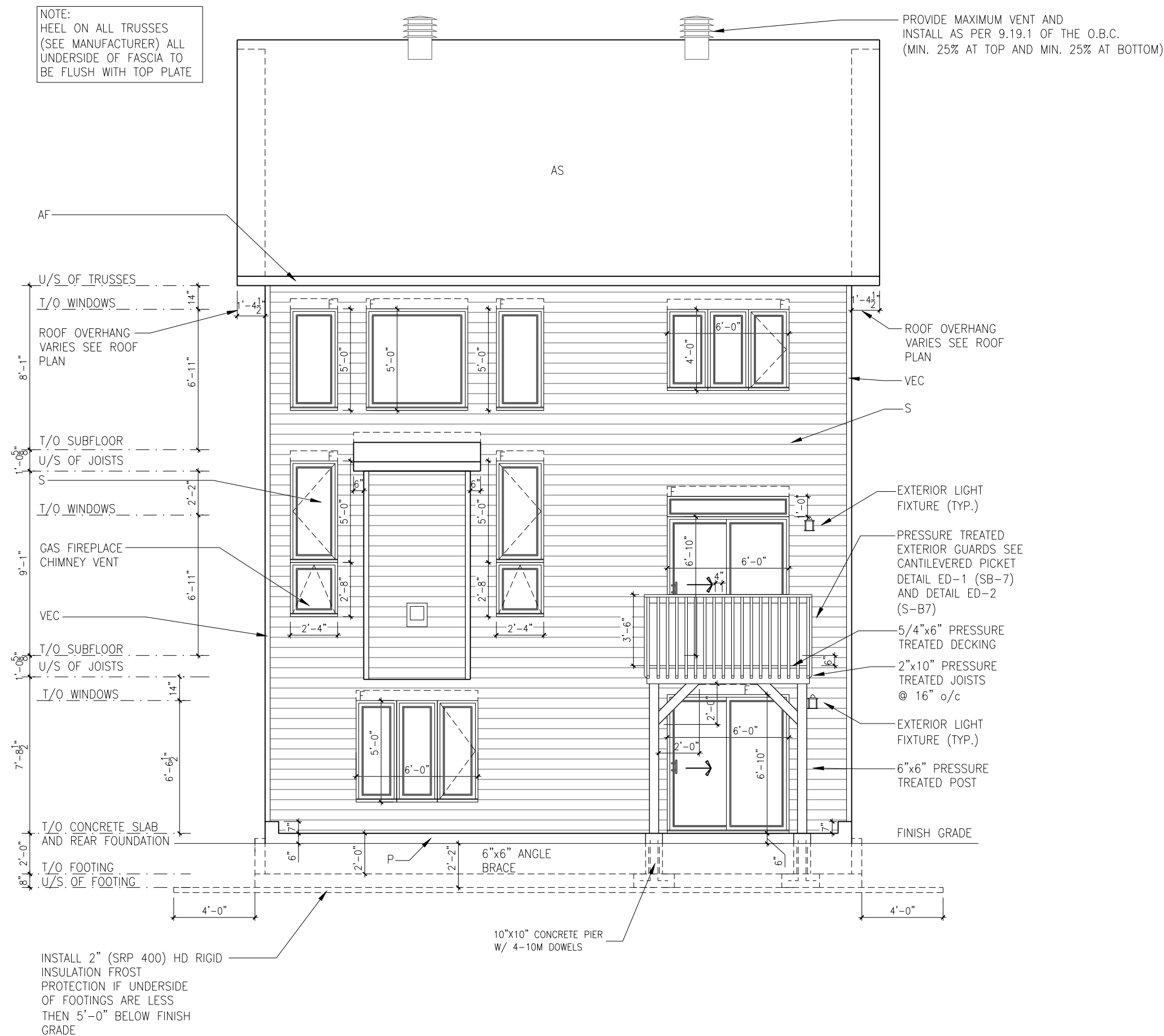
REV-2	STRUCTURAL REVISION #1	09/14/2018	VH
REV-1	NEW STANDARD DRWG MODIFICATION	20/06/2018	DOYON
NO.	DESCRIPTION	DATE	BY

DRAWING: **WALK-OUT BASEMENT**  
**3 BED - ELEV. A-C - REAR**

ADDRESS:	SCALE:	DATE:
XX	3/16" = 1'-0"	XX/XX/XXXX

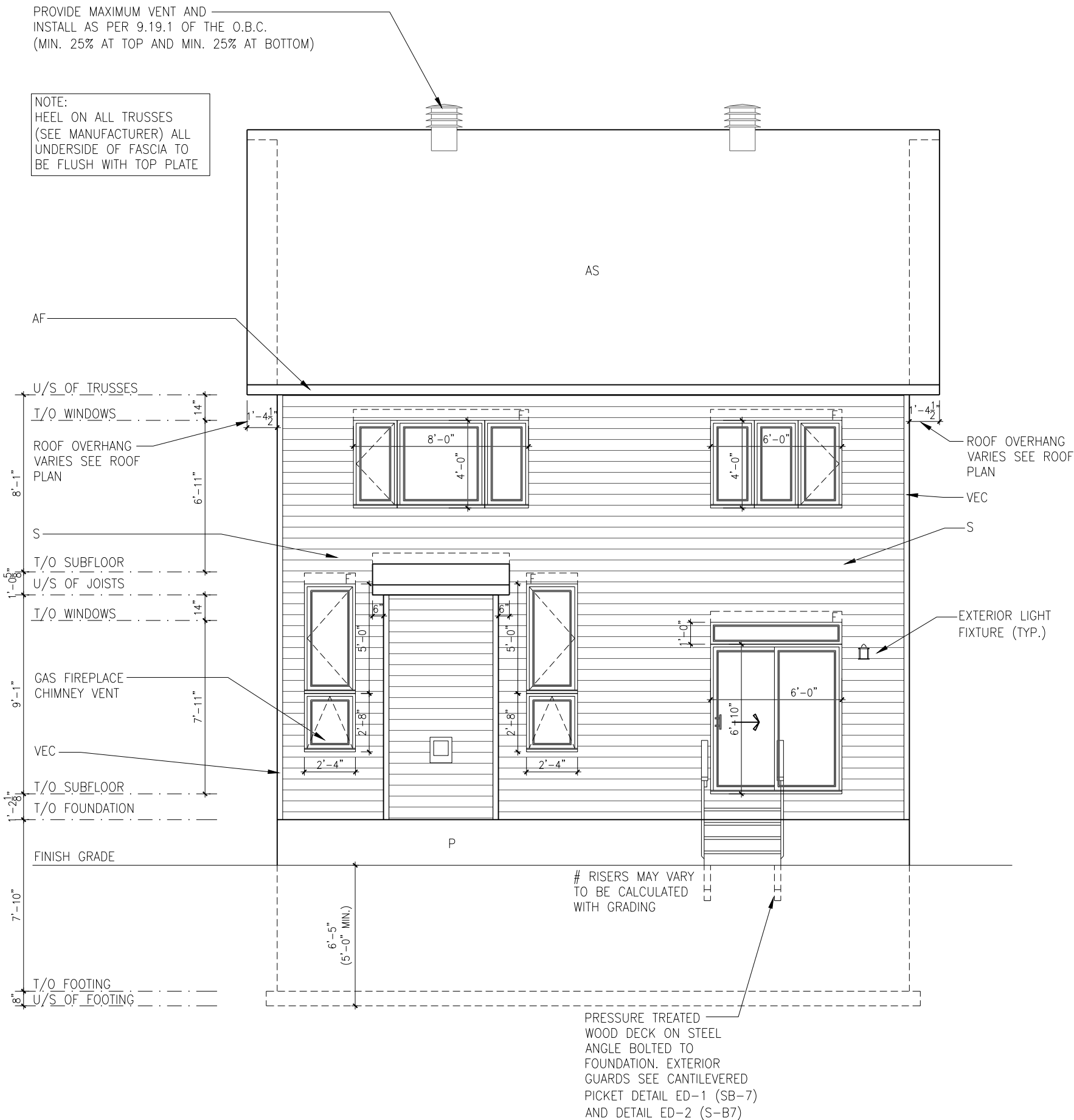
826 - THE BRADLEY  
2020 FOOTPRINT

SHEET:  
**A4a**



**WALK-OUT BASEMENT - 3 BEDROOM - ELEVATION A-C - REAR**

SCALE: 3/16" = 1'-0"



4 BEDROOM - ELEVATION A-C - REAR

SCALE: 3/16" = 1'-0"

LOT: XXXX  
DATE: XX/XX/XXXX



I, DANIEL GUERIN, ARCHITECTURAL MANAGER FOR  
VALECRAFT HOMES LTD., HAVE REVIEWED THE FOLLOWING DOCUMENTS  
AND TAKE RESPONSIBILITY FOR THE DESIGN ACTIVITIES.

- PERSONAL BCIN #19896
- TARIION REGISTRATION NUMBER #611

\*\* SEE SIGNED SCHEDULE 1: DESIGNER INFORMATION FORM \*\*

THIS DRAWING IS TO BE USED IN CONJUNCTION WITH SCHEDULE  
B-1A AND ANY 680'S AND MAY SHOW ONLY SOME OF THE CHANGES  
DETAILED ON THAT DOCUMENT. SHOULD THE DRAWINGS NOT SHOW  
ALL ITEMS CONTAINED ON A SCHEDULE OR MISS OTHER ITEMS  
ALTOGETHER, THE SCHEDULE IS CONSIDERED THE GOVERNING  
DOCUMENT.

ALL CONTRACTORS SHALL PERFORM THEIR WORK WHETHER  
DESCRIBED OR NOT, ACCORDING TO THE APPLICABLE BUILDING  
CODE REQUIREMENTS AND MUNICIPAL REGULATIONS.

THE GENERAL CONTRACTOR SHALL CHECK AND VERIFY ALL  
DIMENSIONS AND REPORT ERRORS AND OMISSIONS TO VALECRAFT'S  
ARCHITECTURAL DEPARTMENT.

NO DIMENSION SHOULD BE SCALED ON DRAWINGS.

THE GENERAL CONTRACTOR OR SUB-CONTRACTORS WILL BE HELD  
RESPONSIBLE FOR ALL WORK DONE ON THE CONSTRUCTION SITE.

EXTERIOR FINISH LEGEND:

- B - BRICK (MAIN)
- B1 - BRICK SOLDIER COURSE (ACCENT)
- B2 - BRICK SOLDIER COURSE (ACCENT)  
+ 20mm PROUD
- B3 - BRICK SLEEPER COURSE
- B4 - STACK BOND (ACCENT)
- B5 - BRICK SILL (ACCENT)
- B6 - BRICK ROW LOCK (ACCENT)
- B7 - BRICK CORBELLING
- B8 - BRICK COINING 20mm PROUD
- +20 - BRICK 20mm PROUD
- 20 - BRICK 20mm RECESSED
- S - SIDING (HORIZONTAL)
- SV - SIDING (VERTICAL)
- ST - STONE VENEER
- T - TRIM 200mm COVE SIDING
- AF - ALUMINUM FASCIA
- AC - ALUMINUM CLADDING
- AB - 48" ALUMINUM BAND
- AS - ASPHALT SHINGLES
- F - FLASHING
- V - ROOF VENT (MAXIMUM)
- P - PARGING
- PC - PARGING
- PCH10 - PRECAST HEADER 10"
- PCH8 - PRECAST HEADER 8"
- PCS - PRECAST SILL
- PCB - PRECAST BAND
- VS - VINYL SHAKES
- VEC - SIDING (VERTICAL CORNER)
- KC - KAYCAN WOOD SIDING - 7 1/4" LAP

2012 O.B.C. DRAWINGS


REV-2	STRUCTURAL REVISION #1	09/14/2018	VH
REV-1	NEW STANDARD DRWG MODIFICATION	20/06/2018	DOYON
NO.	DESCRIPTION	DATE	BY

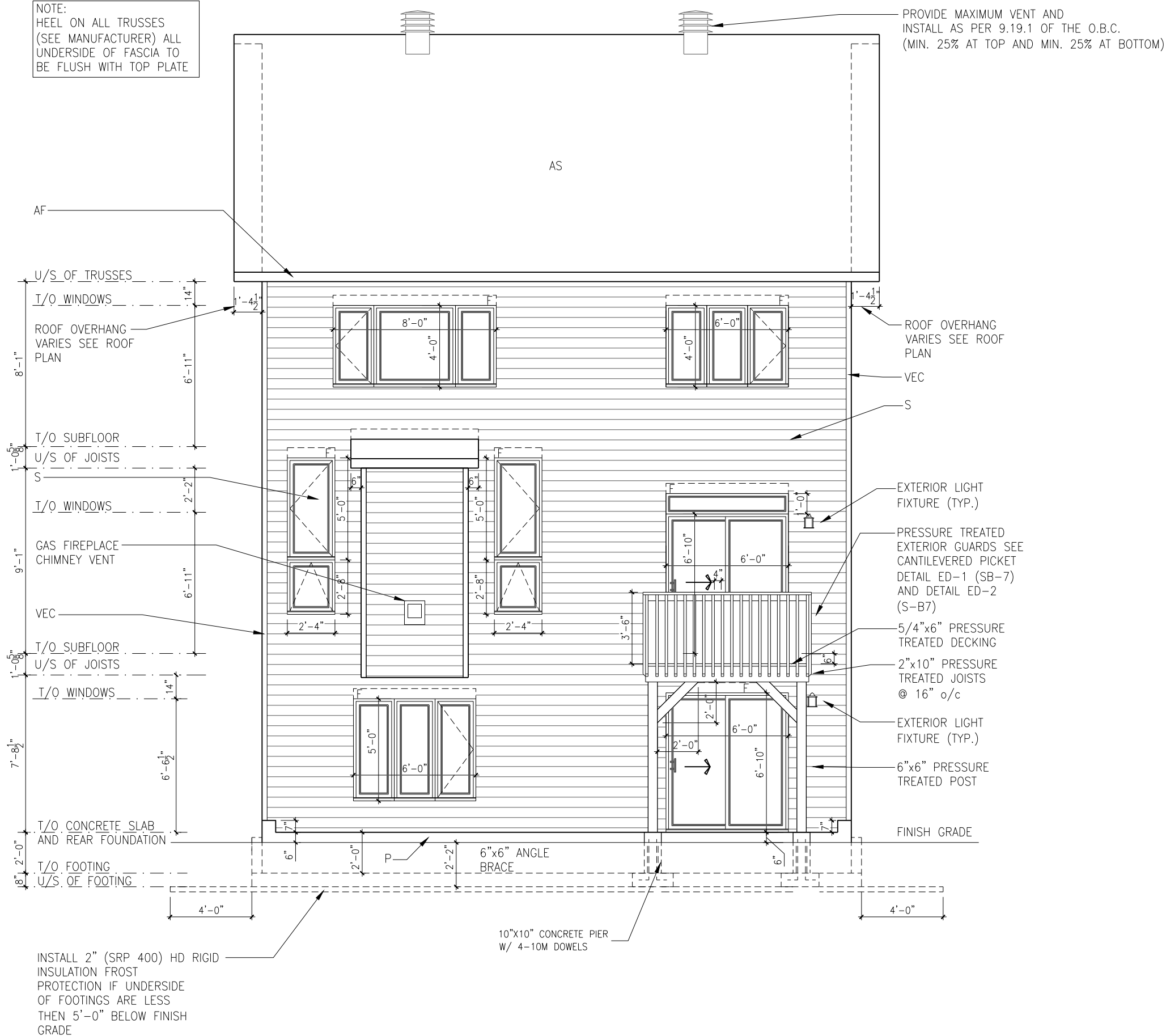
DRAWING: 4 BEDROOM  
ELEVATION A-C - REAR

ADDRESS:	SCALE:	DATE:
XX	3/16" = 1'-0"	XX/XX/XXXX

826 - THE BRADLEY  
2020 FOOTPRINT  
(STANDARD DRAWINGS)

SHEET:  
A4a

NOTE:  
HEEL ON ALL TRUSSES  
(SEE MANUFACTURER) ALL  
UNDERSIDE OF FASCIA TO  
BE FLUSH WITH TOP PLATE



LOT: XXXX  
DATE: XX/XX/XXXX



I, DANIEL GUERIN, ARCHITECTURAL MANAGER FOR  
VALECRAFT HOMES LTD., HAVE REVIEWED THE FOLLOWING DOCUMENTS  
AND TAKE RESPONSIBILITY FOR THE DESIGN ACTIVITIES.

- PERSONAL BCIN #19896
- TARIION REGISTRATION NUMBER #611

\*\* SEE SIGNED SCHEDULE 1: DESIGNER INFORMATION FORM \*\*

THIS DRAWING IS TO BE USED IN CONJUNCTION WITH SCHEDULE  
B-1A AND ANY 680'S AND MAY SHOW ONLY SOME OF THE CHANGES  
DETAILED ON THAT DOCUMENT. SHOULD THE DRAWINGS NOT SHOW  
ALL ITEMS CONTAINED ON A SCHEDULE OR MISS OTHER ITEMS  
ALTOGETHER, THE SCHEDULE IS CONSIDERED THE GOVERNING  
DOCUMENT.

ALL CONTRACTORS SHALL PERFORM THEIR WORK WHETHER  
DESCRIBED OR NOT, ACCORDING TO THE APPLICABLE BUILDING  
CODE REQUIREMENTS AND MUNICIPAL REGULATIONS.

THE GENERAL CONTRACTOR SHALL CHECK AND VERIFY ALL  
DIMENSIONS AND REPORT ERRORS AND OMISSIONS TO VALECRAFT'S  
ARCHITECTURAL DEPARTMENT.

NO DIMENSION SHOULD BE SCALED ON DRAWINGS.

THE GENERAL CONTRACTOR OR SUB-CONTRACTORS WILL BE HELD  
RESPONSIBLE FOR ALL WORK DONE ON THE CONSTRUCTION SITE.

EXTERIOR FINISH LEGEND:

- B - BRICK (MAIN)
- B1 - BRICK SOLDIER COURSE (ACCENT)
- B2 - BRICK SOLDIER COURSE (ACCENT)  
+ 20mm PROUD
- B3 - BRICK SLEEPER COURSE
- B4 - STACK BOND (ACCENT)
- B5 - BRICK SILL (ACCENT)
- B6 - BRICK ROW LOCK (ACCENT)
- B7 - BRICK CORBELLING
- B8 - BRICK COINING 20mm PROUD
- +20 - BRICK 20mm PROUD
- 20 - BRICK 20mm RECESSED
- S - SIDING (HORIZONTAL)
- SV - SIDING (VERTICAL)
- ST - STONE VENEER
- T - TRIM 200mm COVE SIDING
- AF - ALUMINUM FASCIA
- AC - ALUMINUM CLADDING
- AB - 48" ALUMINUM BAND
- AS - ASPHALT SHINGLES
- F - FLASHING
- V - ROOF VENT (MAXIMUM)
- P - PARGING
- PC - PARGING
- PCH10 - PRECAST HEADER 10"
- PCH8 - PRECAST HEADER 8"
- PCS - PRECAST SILL
- PCB - PRECAST BAND
- VS - VINYL SHAKES
- VEC - SIDING (VERTICAL CORNER)
- KC - KAYCAN WOOD SIDING - 7 1/2" LAP

#### 2012 O.B.C. DRAWINGS

REV	NO.	DESCRIPTION	DATE	BY
REV-2	STRUCTURAL REVISION #1		09/14/2018	VH
REV-1	NEW STANDARD DRWG MODIFICATION		20/06/2018	DOYON

DRAWING: **WALK-OUT BASEMENT**  
**4 BED - ELEV. A-C - REAR**

ADDRESS: XX SCALE: 3/16" = 1'-0" DATE: XX/XX/XXXX

**826 - THE BRADLEY**  
**2020 FOOTPRINT**

(STANDARD DRAWINGS)

SHEET:

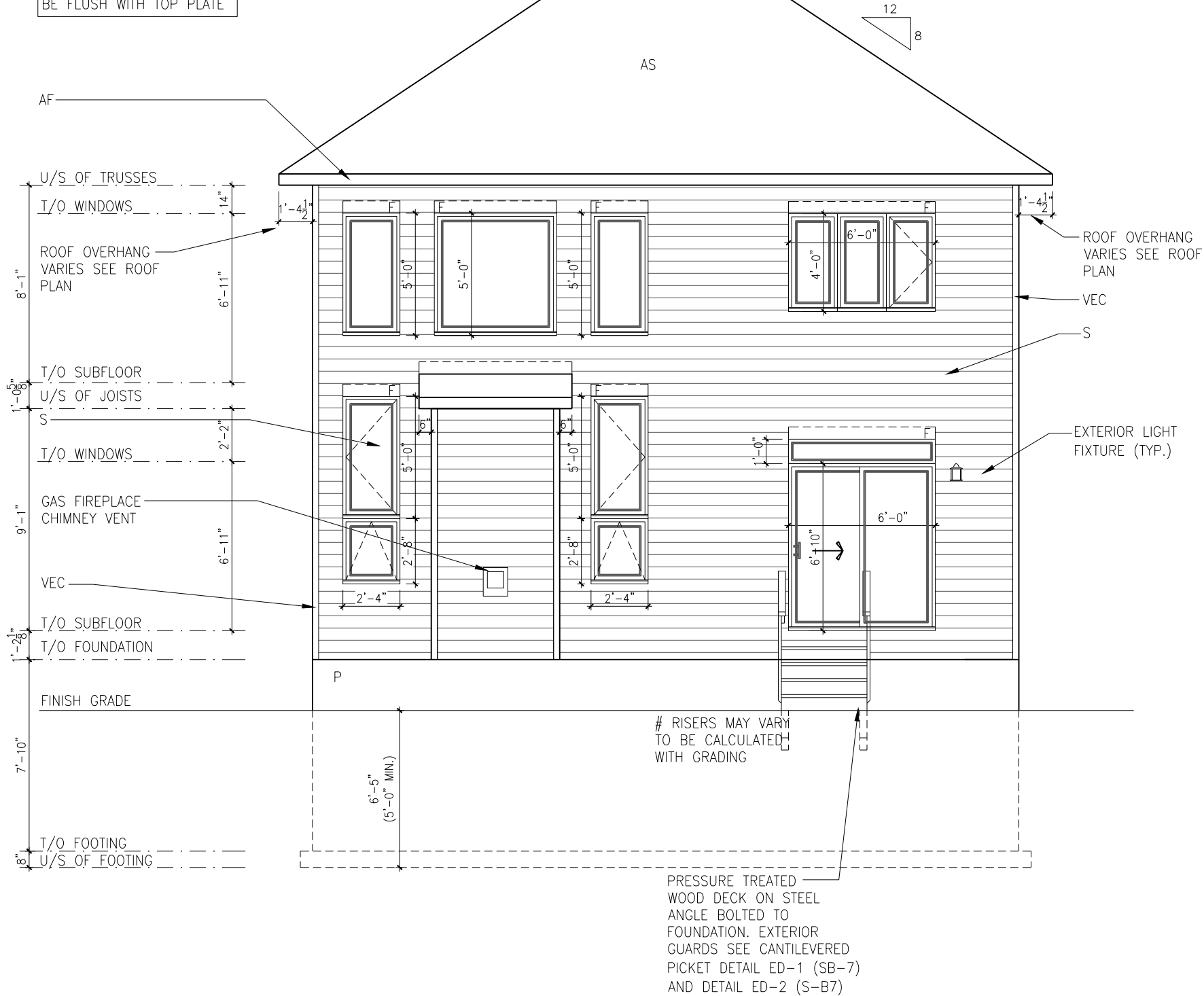
**A4a**

#### WALK-OUT BASEMENT - 4 BEDROOM - ELEVATION A-C - REAR

SCALE: 3/16" = 1'-0"

PROVIDE MAXIMUM VENT AND  
INSTALL AS PER 9.19.1 OF THE O.B.C.  
(MIN. 25% AT TOP AND MIN. 25% AT BOTTOM)

NOTE:  
HEEL ON ALL TRUSSES  
(SEE MANUFACTURER) ALL  
UNDERSIDE OF FASCIA TO  
BE FLUSH WITH TOP PLATE



LOT: XXXX  
DATE: XX/XX/XXXX



I, DANIEL GUERIN, ARCHITECTURAL MANAGER FOR VALECRAFT HOMES LTD., HAVE REVIEWED THE FOLLOWING DOCUMENTS AND TAKE RESPONSIBILITY FOR THE DESIGN ACTIVITIES.

- PERSONAL BCIN #19896
- TARIION REGISTRATION NUMBER #611

\*\* SEE SIGNED SCHEDULE 1: DESIGNER INFORMATION FORM \*\*

THIS DRAWING IS TO BE USED IN CONJUNCTION WITH SCHEDULE B-1A AND ANY 680'S AND MAY SHOW ONLY SOME OF THE CHANGES DETAILED ON THAT DOCUMENT. SHOULD THE DRAWINGS NOT SHOW ALL ITEMS CONTAINED ON A SCHEDULE OR MISS OTHER ITEMS TOGETHER, THE SCHEDULE IS CONSIDERED THE GOVERNING DOCUMENT.

ALL CONTRACTORS SHALL PERFORM THEIR WORK WHETHER DESCRIBED OR NOT, ACCORDING TO THE APPLICABLE BUILDING CODE REQUIREMENTS AND MUNICIPAL REGULATIONS.

THE GENERAL CONTRACTOR SHALL CHECK AND VERIFY ALL DIMENSIONS AND REPORT ERRORS AND OMISSIONS TO VALECRAFT'S ARCHITECTURAL DEPARTMENT.

NO DIMENSION SHOULD BE SCALED ON DRAWINGS.

THE GENERAL CONTRACTOR OR SUB-CONTRACTORS WILL BE HELD RESPONSIBLE FOR ALL WORK DONE ON THE CONSTRUCTION SITE.

EXTERIOR FINISH LEGEND:

- B - BRICK (MAIN)
- B1 - BRICK SOLDIER COURSE (ACCENT)
- B2 - BRICK SOLDIER COURSE (ACCENT)
- + 20mm PROUD
- B3 - BRICK SLEEPER COURSE
- B4 - STACK BOND (ACCENT)
- B5 - BRICK SILL (ACCENT)
- B6 - BRICK ROW LOCK (ACCENT)
- B7 - BRICK CORBELLING
- B8 - BRICK COINING 20mm PROUD
- +20 - BRICK 20mm PROUD
- 20 - BRICK 20mm RECESSED
- S - SIDING (HORIZONTAL)
- SV - SIDING (VERTICAL)
- ST - STONE VENEER
- T - TRIM 200mm COVE SIDING
- AF - ALUMINUM FASCIA
- AC - ALUMINUM CLADDING
- AB - 48" ALUMINUM BAND
- AS - ASPHALT SHINGLES
- F - FLASHING
- V - ROOF VENT (MAXIMUM)
- P - PARGING
- PC - PARGING
- PCH10 - PRECAST HEADER 10"
- PCH8 - PRECAST HEADER 8"
- PCS - PRECAST SILL
- PCB - PRECAST BAND
- VS - VINYL SHAKES
- VEC - SIDING (VERTICAL CORNER)
- KC - KAYCAN WOOD SIDING - 74" LAP

### 2012 O.B.C. DRAWINGS


REV-2	STRUCTURAL REVISION #1	09/14/2018	VH
REV-1	NEW STANDARD DRWG MODIFICATION	20/06/2018	DOYON
NO.	DESCRIPTION	DATE	BY

### 3 BEDROOM ELEVATION B - REAR

ADDRESS:	SCALE:	DATE:
XX	3/16" = 1'-0"	XX/XX/XXXX

826 - THE BRADLEY  
2020 FOOTPRINT  
(STANDARD DRAWINGS)

SHEET:

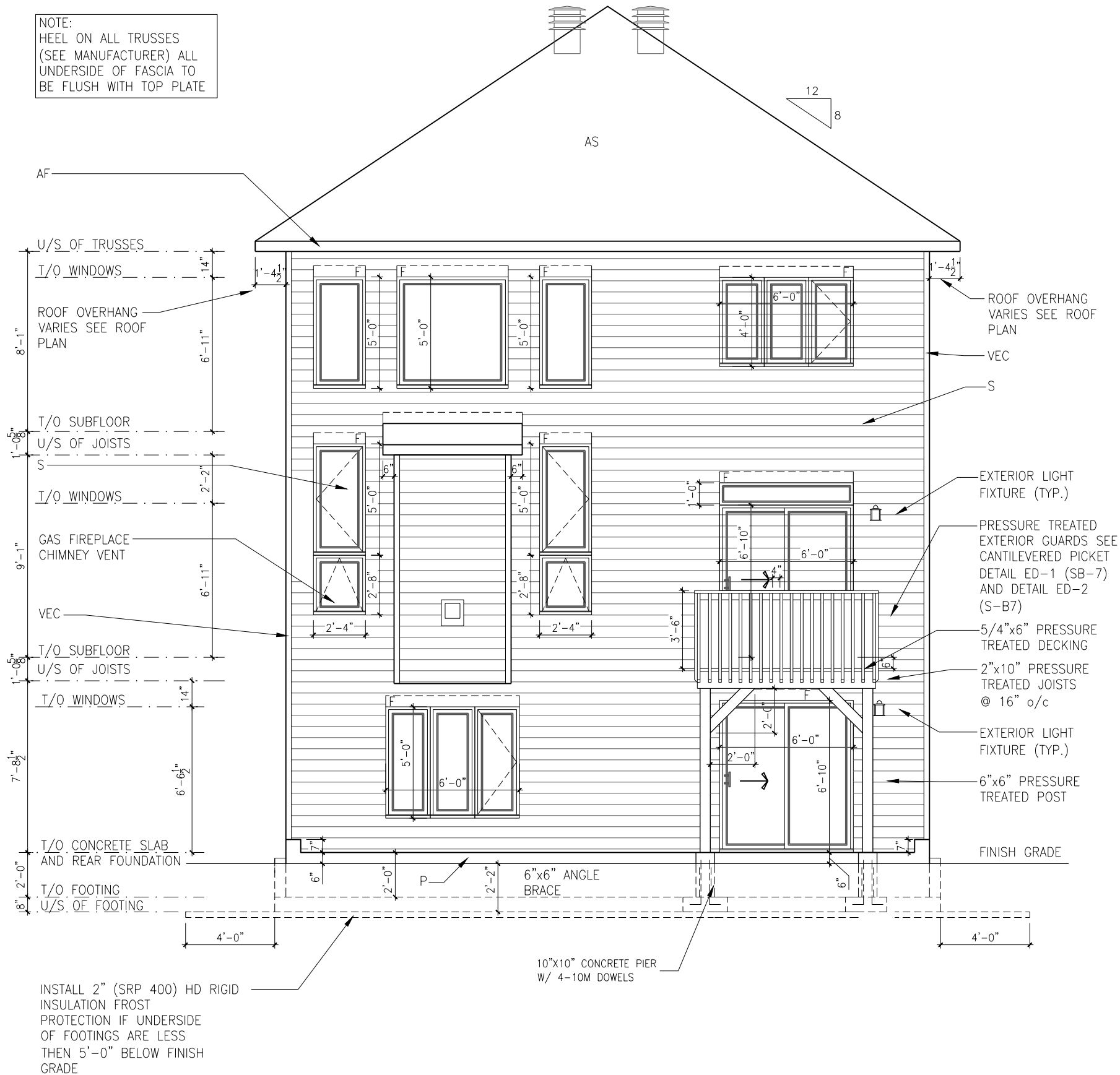
A4b

### 3 BEDROOM - ELEVATION B - REAR

SCALE: 3/16" = 1'-0"

PROVIDE MAXIMUM VENT AND  
INSTALL AS PER 9.19.1 OF THE O.B.C.  
(MIN. 25% AT TOP AND MIN. 25% AT BOTTOM)

NOTE:  
HEEL ON ALL TRUSSES  
(SEE MANUFACTURER) ALL  
UNDERSIDE OF FASCIA TO  
BE FLUSH WITH TOP PLATE



LOT: XXXX  
DATE: XX/XX/XXXX



I, DANIEL GUERIN, ARCHITECTURAL MANAGER FOR  
VALECRAFT HOMES LTD., HAVE REVIEWED THE FOLLOWING DOCUMENTS  
AND TAKE RESPONSIBILITY FOR THE DESIGN ACTIVITIES.

- PERSONAL BCIN #19896
- TARIION REGISTRATION NUMBER #611

\*\* SEE SIGNED SCHEDULE 1: DESIGNER INFORMATION FORM \*\*

THIS DRAWING IS TO BE USED IN CONJUNCTION WITH SCHEDULE  
B-1A AND ANY 680'S AND MAY SHOW ONLY SOME OF THE CHANGES  
DETAILED ON THAT DOCUMENT. SHOULD THE DRAWINGS NOT SHOW  
ALL ITEMS CONTAINED ON A SCHEDULE OR MISS OTHER ITEMS  
ALTOGETHER, THE SCHEDULE IS CONSIDERED THE GOVERNING  
DOCUMENT.

ALL CONTRACTORS SHALL PERFORM THEIR WORK WHETHER  
DESCRIBED OR NOT, ACCORDING TO THE APPLICABLE BUILDING  
CODE REQUIREMENTS AND MUNICIPAL REGULATIONS.

THE GENERAL CONTRACTOR SHALL CHECK AND VERIFY ALL  
DIMENSIONS AND REPORT ERRORS AND OMISSIONS TO VALECRAFT'S  
ARCHITECTURAL DEPARTMENT.

NO DIMENSION SHOULD BE SCALED ON DRAWINGS.

THE GENERAL CONTRACTOR OR SUB-CONTRACTORS WILL BE HELD  
RESPONSIBLE FOR ALL WORK DONE ON THE CONSTRUCTION SITE.

- EXTERIOR FINISH LEGEND:
- B - BRICK (MAIN)
  - B1 - BRICK SOLDIER COURSE (ACCENT)
  - B2 - BRICK SOLDIER COURSE (ACCENT)
  - B3 - BRICK SLEEPER COURSE
  - B4 - STACK BOND (ACCENT)
  - B5 - BRICK SILL (ACCENT)
  - B6 - BRICK ROW LOCK (ACCENT)
  - B7 - BRICK CORBELLING
  - B8 - BRICK COINING 20mm PROUD
  - +20 - BRICK 20mm PROUD
  - 20 - BRICK 20mm RECESSED
  - S - SIDING (HORIZONTAL)
  - SV - SIDING (VERTICAL)
  - ST - STONE VENEER
  - T - TRIM 200mm COVE SIDING
  - AF - ALUMINUM FASCIA
  - AC - ALUMINUM CLADDING
  - AB - 48" ALUMINUM BAND
  - AS - ASPHALT SHINGLES
  - F - FLASHING
  - V - ROOF VENT (MAXIMUM)
  - P - PARGING
  - PC - PARGING
  - PCH10 - PRECAST HEADER 10"
  - PCH8 - PRECAST HEADER 8"
  - PCS - PRECAST SILL
  - PCB - PRECAST BAND
  - VS - VINYL SHAKES
  - VEC - SIDING (VERTICAL CORNER)
  - KC - KAYCAN WOOD SIDING - 74" LAP

#### 2012 O.B.C. DRAWINGS

REV	DESCRIPTION	DATE	BY
REV-2	STRUCTURAL REVISION #1	09/14/2018	VH
REV-1	NEW STANDARD DRWG MODIFICATION	20/06/2018	DOYON
NO.	DESCRIPTION	DATE	BY

DRAWING: **WALK-OUT BASEMENT**  
**3 BED - ELEV. B - REAR**

ADDRESS: XX SCALE: 3/16" = 1'-0" DATE: XX/XX/XXXX

**826 - THE BRADLEY**  
**2020 FOOTPRINT**  
(STANDARD DRAWINGS)

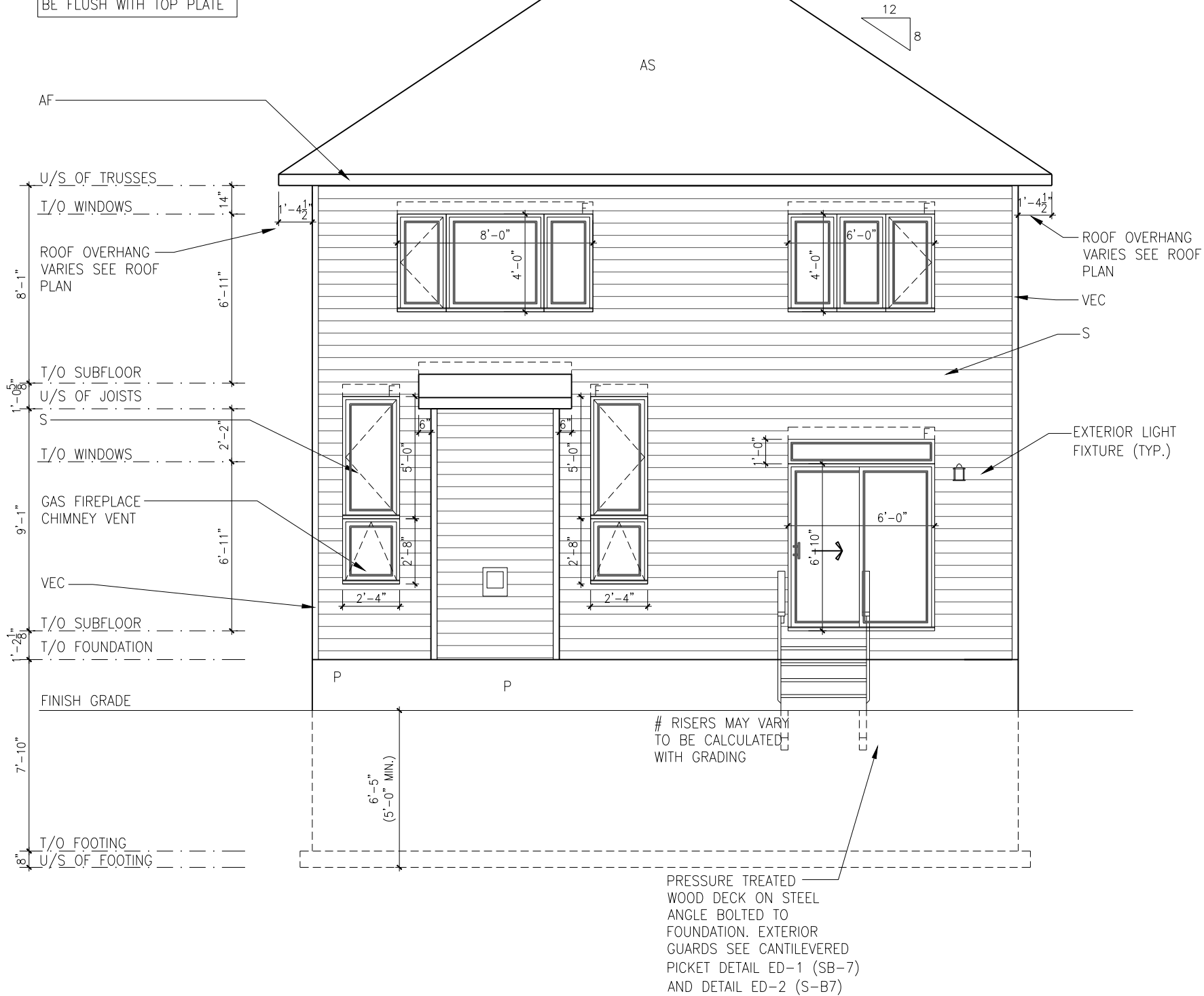
SHEET:  
**A4b**

#### WALK-OUT BASEMENT - 3 BEDROOM - ELEVATION B - REAR

SCALE: 3/16" = 1'-0"

PROVIDE MAXIMUM VENT AND  
INSTALL AS PER 9.19.1 OF THE O.B.C.  
(MIN. 25% AT TOP AND MIN. 25% AT BOTTOM)

NOTE:  
HEEL ON ALL TRUSSES  
(SEE MANUFACTURER) ALL  
UNDERSIDE OF FASCIA TO  
BE FLUSH WITH TOP PLATE



LOT: XXXX  
DATE: XX/XX/XXXX



I, DANIEL GUERIN, ARCHITECTURAL MANAGER FOR  
VALECRAFT HOMES LTD., HAVE REVIEWED THE FOLLOWING DOCUMENTS  
AND TAKE RESPONSIBILITY FOR THE DESIGN ACTIVITIES.

- PERSONAL BCIN #19896
- TARIION REGISTRATION NUMBER #611

\*\* SEE SIGNED SCHEDULE 1: DESIGNER INFORMATION FORM \*\*

THIS DRAWING IS TO BE USED IN CONJUNCTION WITH SCHEDULE  
B-1A AND ANY 680'S AND MAY SHOW ONLY SOME OF THE CHANGES  
DETAILED ON THAT DOCUMENT. SHOULD THE DRAWINGS NOT SHOW  
ALL ITEMS CONTAINED ON A SCHEDULE OR MISS OTHER ITEMS  
ALTOGETHER, THE SCHEDULE IS CONSIDERED THE GOVERNING  
DOCUMENT.

ALL CONTRACTORS SHALL PERFORM THEIR WORK WHETHER  
DESCRIBED OR NOT, ACCORDING TO THE APPLICABLE BUILDING  
CODE REQUIREMENTS AND MUNICIPAL REGULATIONS.

THE GENERAL CONTRACTOR SHALL CHECK AND VERIFY ALL  
DIMENSIONS AND REPORT ERRORS AND OMISSIONS TO VALECRAFT'S  
ARCHITECTURAL DEPARTMENT.

NO DIMENSION SHOULD BE SCALED ON DRAWINGS.

THE GENERAL CONTRACTOR OR SUB-CONTRACTORS WILL BE HELD  
RESPONSIBLE FOR ALL WORK DONE ON THE CONSTRUCTION SITE.

EXTERIOR FINISH LEGEND:

- B - BRICK (MAIN)
- B1 - BRICK SOLDIER COURSE (ACCENT)
- B2 - BRICK SOLDIER COURSE (ACCENT)
- + 20mm PROUD
- B3 - BRICK SLEEPER COURSE
- B4 - STACK BOND (ACCENT)
- B5 - BRICK SILL (ACCENT)
- B6 - BRICK ROW LOCK (ACCENT)
- B7 - BRICK CORBELLING
- B8 - BRICK COINING 20mm PROUD
- +20 - BRICK 20mm PROUD
- 20 - BRICK 20mm RECESSED
- S - SIDING (HORIZONTAL)
- SV - SIDING (VERTICAL)
- ST - STONE VENEER
- T - TRIM 200mm COVE SIDING
- AF - ALUMINUM FASCIA
- AC - ALUMINUM CLADDING
- AB - 48" ALUMINUM BAND
- AS - ASPHALT SHINGLES
- F - FLASHING
- V - ROOF VENT (MAXIMUM)
- P - PARGING
- PC - PARGING
- PCH10 - PRECAST HEADER 10"
- PCH8 - PRECAST HEADER 8"
- PCS - PRECAST SILL
- PCB - PRECAST BAND
- VS - VINYL SHAKES
- VEC - SIDING (VERTICAL CORNER)
- KC - KAYCAN WOOD SIDING - 7 1/2" LAP

#### 2012 O.B.C. DRAWINGS


REV-2	STRUCTURAL REVISION #1	09/14/2018	VH
REV-1	NEW STANDARD DRWG MODIFICATION	20/06/2018	DOYON
NO.	DESCRIPTION	DATE	BY

DRAWING: **4 BEDROOM  
ELEVATION B - REAR**

ADDRESS: XX SCALE: 3/16" = 1'-0" DATE: XX/XX/XXXX

**826 - THE BRADLEY  
2020 FOOTPRINT**

(STANDARD DRAWINGS)

SHEET:

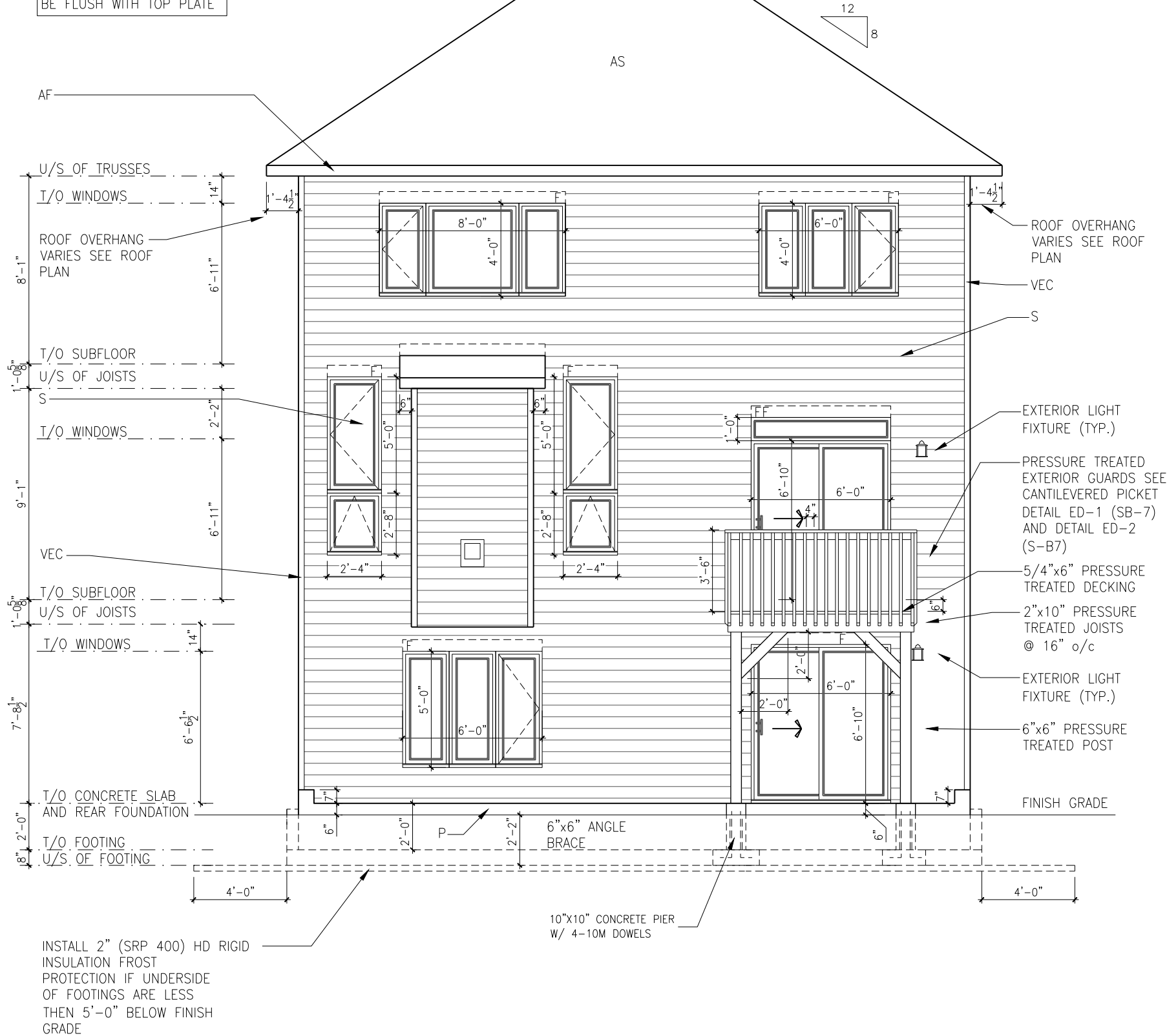
**A4b**

#### 4 BEDROOM - ELEVATION B - REAR

SCALE: 3/16" = 1'-0"

PROVIDE MAXIMUM VENT AND  
INSTALL AS PER 9.19.1 OF THE O.B.C.  
(MIN. 25% AT TOP AND MIN. 25% AT BOTTOM)

NOTE:  
HEEL ON ALL TRUSSES  
(SEE MANUFACTURER) ALL  
UNDERSIDE OF FASCIA TO  
BE FLUSH WITH TOP PLATE



LOT: XXXX  
DATE: XX/XX/XXXX



I, DANIEL GUERIN, ARCHITECTURAL MANAGER FOR  
VALECRAFT HOMES LTD., HAVE REVIEWED THE FOLLOWING DOCUMENTS  
AND TAKE RESPONSIBILITY FOR THE DESIGN ACTIVITIES.

- PERSONAL BCIN #19896
- TARIION REGISTRATION NUMBER #611

\*\* SEE SIGNED SCHEDULE 1: DESIGNER INFORMATION FORM \*\*

THIS DRAWING IS TO BE USED IN CONJUNCTION WITH SCHEDULE  
B-1A AND ANY 680'S AND MAY SHOW ONLY SOME OF THE CHANGES  
DETAILED ON THAT DOCUMENT. SHOULD THE DRAWINGS NOT SHOW  
ALL ITEMS CONTAINED ON A SCHEDULE OR MISS OTHER ITEMS  
ALTOGETHER, THE SCHEDULE IS CONSIDERED THE GOVERNING  
DOCUMENT.

ALL CONTRACTORS SHALL PERFORM THEIR WORK WHETHER  
DESCRIBED OR NOT, ACCORDING TO THE APPLICABLE BUILDING  
CODE REQUIREMENTS AND MUNICIPAL REGULATIONS.

THE GENERAL CONTRACTOR SHALL CHECK AND VERIFY ALL  
DIMENSIONS AND REPORT ERRORS AND OMISSIONS TO VALECRAFT'S  
ARCHITECTURAL DEPARTMENT.

NO DIMENSION SHOULD BE SCALED ON DRAWINGS.

THE GENERAL CONTRACTOR OR SUB-CONTRACTORS WILL BE HELD  
RESPONSIBLE FOR ALL WORK DONE ON THE CONSTRUCTION SITE.

- EXTERIOR FINISH LEGEND:
- B - BRICK (MAIN)
  - B1 - BRICK SOLDIER COURSE (ACCENT)
  - B2 - BRICK SOLDIER COURSE (ACCENT)
  - +20mm PROUD
  - B3 - BRICK SLEEPER COURSE
  - B4 - STACK BOND (ACCENT)
  - B5 - BRICK SILL (ACCENT)
  - B6 - BRICK ROW LOCK (ACCENT)
  - B7 - BRICK CORBELLING
  - B8 - BRICK COINING 20mm PROUD
  - +20 - BRICK 20mm PROUD
  - 20 - BRICK 20mm RECESSED
  - S - SIDING (HORIZONTAL)
  - SV - SIDING (VERTICAL)
  - ST - STONE VENEER
  - T - TRIM 200mm COVE SIDING
  - AF - ALUMINUM FASCIA
  - AC - ALUMINUM CLADDING
  - AB - 48" ALUMINUM BAND
  - AS - ASPHALT SHINGLES
  - F - FLASHING
  - V - ROOF VENT (MAXIMUM)
  - P - PARGING
  - PC - PARGING
  - PCH10 - PRECAST HEADER 10"
  - PCH8 - PRECAST HEADER 8"
  - PCS - PRECAST SILL
  - PCB - PRECAST BAND
  - VS - VINYL SHAKES
  - VEC - SIDING (VERTICAL CORNER)
  - KC - KAYCAN WOOD SIDING - 7 1/2" LAP

#### 2012 O.B.C. DRAWINGS


REV-2	STRUCTURAL REVISION #1	09/14/2018	VH
REV-1	NEW STANDARD DRWG MODIFICATION	20/06/2018	DOYON
NO.	DESCRIPTION	DATE	BY

DRAWING: **WALK-OUT BASEMENT  
4 BED - ELEV. B - REAR**

ADDRESS: XX SCALE: 3/16" = 1'-0" DATE: XX/XX/XXXX

**826 - THE BRADLEY  
2020 FOOTPRINT**  
(STANDARD DRAWINGS)

SHEET:

**A4b**

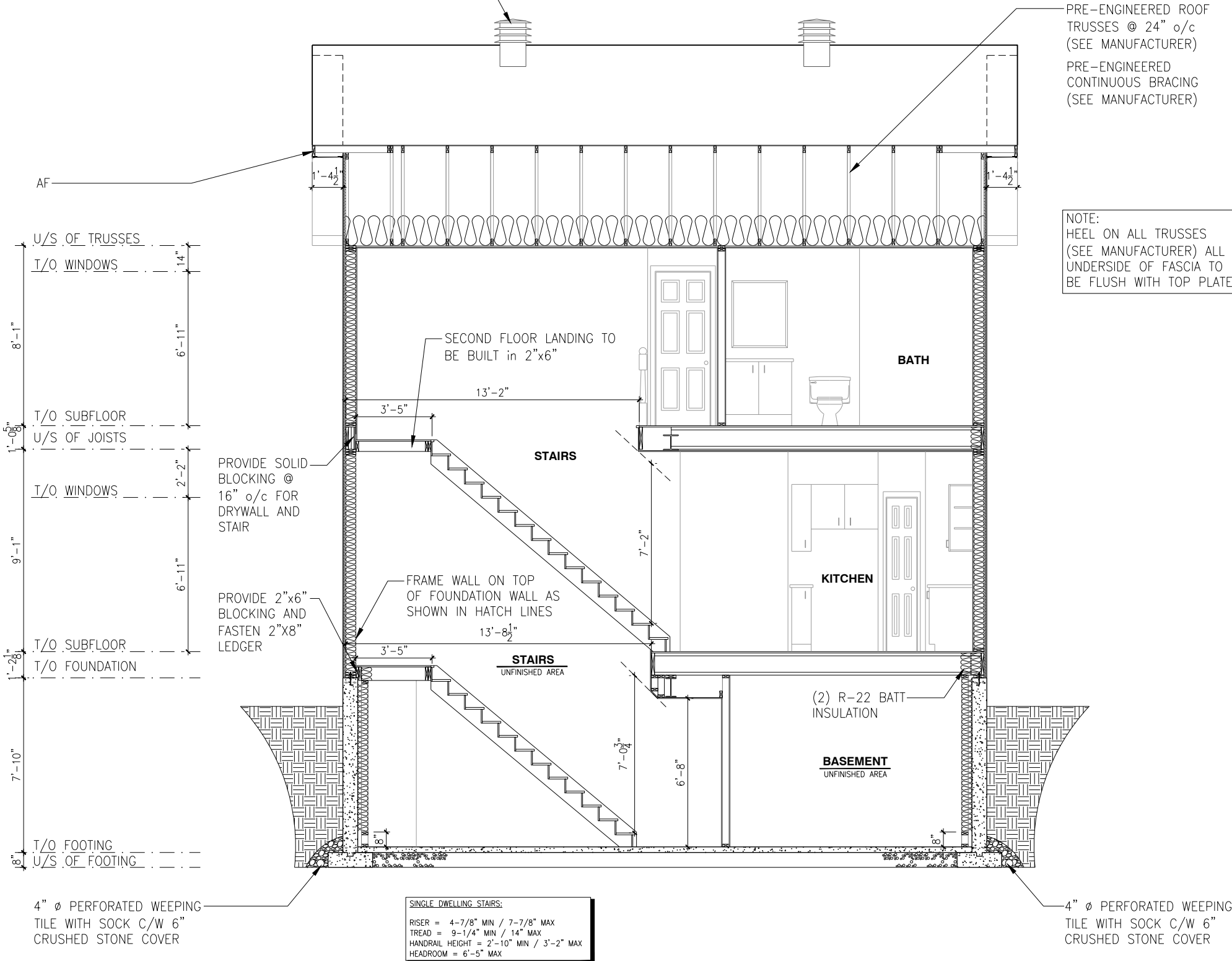
#### WALK-OUT BASEMENT - 4 BEDROOM - ELEVATION B - REAR

SCALE: 3/16" = 1'-0"

PROVIDE MAXIMUM VENT AND  
INSTALL AS PER 9.19.1 OF THE O.B.C.  
(MIN. 25% AT TOP AND MIN. 25% AT BOTTOM)

PRE-ENGINEERED ROOF  
TRUSSES @ 24" o/c  
(SEE MANUFACTURER)  
  
PRE-ENGINEERED  
CONTINUOUS BRACING  
(SEE MANUFACTURER)

NOTE:  
HEEL ON ALL TRUSSES  
(SEE MANUFACTURER) ALL  
UNDERSIDE OF FASCIA TO  
BE FLUSH WITH TOP PLATE



**BUILDING SECTION - 3 AND 4 BEDROOM - ELEVATION A-B-C**  
SCALE: 3/16" = 1'-0"

LOT: XXXX

DATE: XX/XX/XXXX



I, DANIEL GUERIN, ARCHITECTURAL MANAGER FOR  
VALECRAFT HOMES LTD., HAVE REVIEWED THE FOLLOWING DOCUMENTS  
AND TAKE RESPONSIBILITY FOR THE DESIGN ACTIVITIES.

- PERSONAL BCIN #19896
- TARIION REGISTRATION NUMBER #611

\*\* SEE SIGNED SCHEDULE 1: DESIGNER INFORMATION FORM \*\*

THIS DRAWING IS TO BE USED IN CONJUNCTION WITH SCHEDULE  
B-1A AND ANY 680'S AND MAY SHOW ONLY SOME OF THE CHANGES  
DETAILED ON THAT DOCUMENT. SHOULD THE DRAWINGS NOT SHOW  
ALL ITEMS CONTAINED ON A SCHEDULE OR MISS OTHER ITEMS  
ALTOGETHER, THE SCHEDULE IS CONSIDERED THE GOVERNING  
DOCUMENT.

ALL CONTRACTORS SHALL PERFORM THEIR WORK WHETHER  
DESCRIBED OR NOT, ACCORDING TO THE APPLICABLE BUILDING  
CODE REQUIREMENTS AND MUNICIPAL REGULATIONS.

THE GENERAL CONTRACTOR SHALL CHECK AND VERIFY ALL  
DIMENSIONS AND REPORT ERRORS AND OMISSIONS TO VALECRAFT'S  
ARCHITECTURAL DEPARTMENT.

NO DIMENSION SHOULD BE SCALED ON DRAWINGS.

THE GENERAL CONTRACTOR OR SUB-CONTRACTORS WILL BE HELD  
RESPONSIBLE FOR ALL WORK DONE ON THE CONSTRUCTION SITE.

EXTERIOR FINISH LEGEND:

- B - BRICK (MAIN)
- B1 - BRICK SOLDIER COURSE (ACCENT)
- B2 - BRICK SOLDIER COURSE (ACCENT)  
+ 20mm PROUD
- B3 - BRICK SLEEPER COURSE
- B4 - STACK BOND (ACCENT)
- B5 - BRICK SILL (ACCENT)
- B6 - BRICK ROW LOCK (ACCENT)
- B7 - BRICK CORBELLING
- B8 - BRICK COINING 20mm PROUD
- +20 - BRICK 20mm PROUD
- 20 - BRICK 20mm RECESSED
- S - SIDING (HORIZONTAL)
- SV - SIDING (VERTICAL)
- ST - STONE VENEER
- T - TRIM 200mm COVE SIDING
- AF - ALUMINUM FASCIA
- AC - ALUMINUM CLADDING
- AB - 48" ALUMINUM BAND
- AS - ASPHALT SHINGLES
- F - FLASHING
- V - ROOF VENT (MAXIMUM)
- P - PARGING
- PC - PARGING
- PCH10 - PRECAST HEADER 10"
- PCH8 - PRECAST HEADER 8"
- PCS - PRECAST SILL
- PCB - PRECAST BAND
- VS - VINYL SHAKES
- VEC - SIDING (VERTICAL CORNER)
- KC - KAYCAN WOOD SIDING - 74" LAP

**2012 O.B.C. DRAWINGS**

REV-2	STRUCTURAL REVISION #1	09/14/2018	VH
REV-1	NEW STANDARD DRWG MODIFICATION	20/06/2018	DOYON
NO.	DESCRIPTION	DATE	BY

**DRAWING: BUILDING SECTION - 3 AND  
4 BEDROOM - ELEVATION A-B-C**

ADDRESS: xx SCALE: 3/16" = 1'-0" DATE: xx/xx/xxxx

**826 - THE BRADLEY  
2020 FOOTPRINT**  
(STANDARD DRAWINGS)

SHEET:

**A5a**





**Valecraft**  
Homes (2019) Limited

- PERSONAL BCIN #19896
- TARIFF REGISTRATION NUMBER #611

**\*\* SEE SIGNED SCHEDULE 1: DESIGNER INFORMATION FORM \*\***

THIS DRAWING IS TO BE USED IN CONJUNCTION WITH SCHEDULE B-1A AND ANY 680'S AND MAY SHOW ONLY SOME OF THE CHANGES DETAILED ON THAT DOCUMENT. SHOULD THE DRAWINGS NOT SHOW ALL ITEMS CONTAINED ON A SCHEDULE OR MISS OTHER ITEMS ALTOGETHER, THE SCHEDULE IS CONSIDERED THE GOVERNING DOCUMENT.

ALL CONTRACTORS SHALL PERFORM THEIR WORK WHETHER DESCRIBED OR NOT, ACCORDING TO THE APPLICABLE BUILDING CODE REQUIREMENTS AND MUNICIPAL REGULATIONS.

THE GENERAL CONTRACTOR SHALL CHECK AND VERIFY ALL DIMENSIONS AND REPORT ERRORS AND OMISSIONS TO VALECRAFT'S ARCHITECTURAL DEPARTMENT.

NO DIMENSION SHOULD BE SCALED ON DRAWINGS.

THE GENERAL CONTRACTOR OR SUB-CONTRACTORS WILL BE HELD RESPONSIBLE FOR ALL WORK DONE ON THE CONSTRUCTION SITE.

EXTERIOR FINISH LEGEND:

- B - BRICK (MAIN)
- B1 - BRICK SOLDIER COURSE (ACCENT)
- B2 - BRICK SOLDIER COURSE (ACCENT)
  - + 20mm PROUD
- B3 - BRICK SLEEPER COURSE
- B4 - STACK BOND (ACCENT)
- B5 - BRICK SILL (ACCENT)
- B6 - BRICK ROW LOCK (ACCENT)
- B7 - BRICK CORBELLING
- B8 - BRICK COINING 20mm PROUD
- +20 - BRICK 20mm PROUD
- 20 - BRICK 20mm RECESSED
- S - SIDING (HORIZONTAL)
- SV - SIDING (VERTICAL)
- ST - STONE VENEER
- T - TRIM 200mm COVE SIDING
- AF - ALUMINUM FASCIA
- AC - ALUMINUM CLADDING
- AB - 48" ALUMINUM BAND
- AS - ASPHALT SHINGLES
- F - FLASHING
- V - ROOF VENT (MAXIMUM)
- P - PARGING
- PC - PARGING
- PCH10 - PRECAST HEADER 10"
- PCH8 - PRECAST HEADER 8"
- PCS - PRECAST SILL
- PCB - PRECAST BAND
- VS - VINYL SHAKES
- VEC - SIDING (VERTICAL CORNER)
- KC - KAYCAN WOOD SIDING - 7 1/2" LAP

[illegible]

DRAWING: **WALK-OUT - BUILD. SECTION**  
**3 AND 4 BED - ELEV. A-B-C**

# 826 - THE BRADLEY 2020 FOOTPRINT

SHEET:  
**A5a**

—PRE-ENGINEERED ROOF  
TRUSSES @ 24" o/c  
(SEE MANUFACTURER)  
PRE-ENGINEERED  
CONTINUOUS BRACING  
(SEE MANUFACTURER)

NOTE:  
HEEL ON ALL TRUSSES  
(SEE MANUFACTURER) ALL  
UNDERSIDE OF FASCIA TO  
BE FLUSH WITH TOP PLATE

PROVIDE SOLI  
BLOCKING @  
16" o/c FOR  
DRYWALL AND  
STAIR

FASTEN 2"X8"  
LEDGER

INSTALL 2" HD RIGID —  
INSULATION FROST  
PROTECTION IF UNDERSIDE  
OF FOOTINGS ARE LESS  
THEN 5'-0" BELOW FINISH  
GRADE

4" Ø PERFORATED WEEPING  
TILE WITH SOCK C/W 6"  
CRUSHED STONE COVER

SINGLE DWELLING STAIRS:

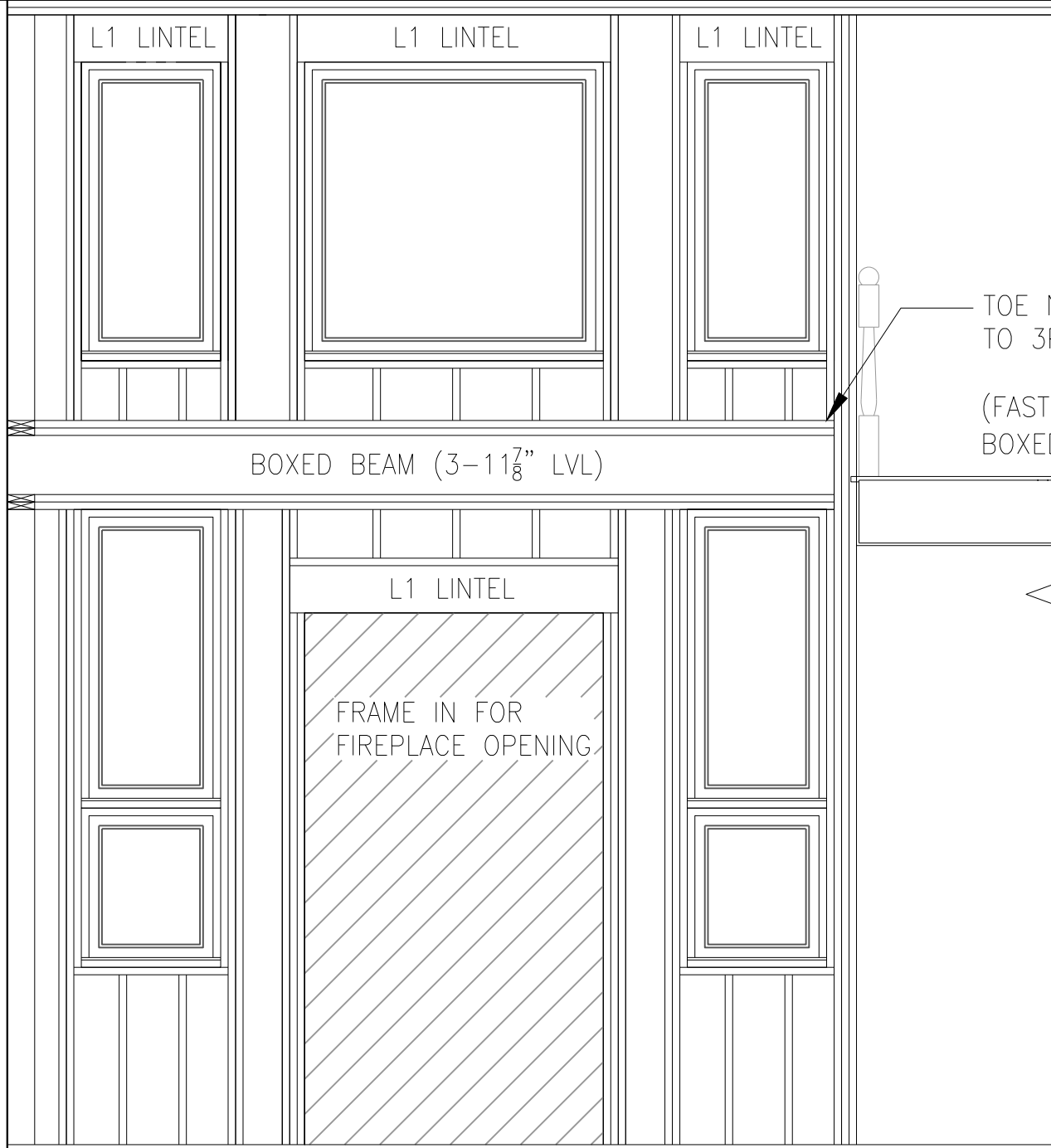
RISER = 4-7/8" MIN / 7-7/8" MAX  
TREAD = 9-1/4" MIN / 14" MAX  
HANDRAIL HEIGHT = 2'-10" MIN / 3'-2" MAX  
HEADROOM = 6'-5" MAX

SCALE: 3/16" = 1'-0"

FRAMING DETAIL - REAR FULL HEIGHT WALL

SCALE: 1/4" = 1'-0"

SEE BOXED BEAM DETAIL (SP-22)



LOT: XXXX  
DATE: XX/XX/XXXX



I, DANIEL GUERIN, ARCHITECTURAL MANAGER FOR VALECRAFT HOMES LTD., HAVE REVIEWED THE FOLLOWING DOCUMENTS AND TAKE RESPONSIBILITY FOR THE DESIGN ACTIVITIES.

- PERSONAL BCIN #19896
- TARIION REGISTRATION NUMBER #611

\*\* SEE SIGNED SCHEDULE 1: DESIGNER INFORMATION FORM \*\*

THIS DRAWING IS TO BE USED IN CONJUNCTION WITH SCHEDULE B-1A AND ANY 680'S AND MAY SHOW ONLY SOME OF THE CHANGES DETAILED ON THAT DOCUMENT. SHOULD THE DRAWINGS NOT SHOW ALL ITEMS CONTAINED ON A SCHEDULE OR MISS OTHER ITEMS ALTOGETHER, THE SCHEDULE IS CONSIDERED THE GOVERNING DOCUMENT.

ALL CONTRACTORS SHALL PERFORM THEIR WORK WHETHER DESCRIBED OR NOT, ACCORDING TO THE APPLICABLE BUILDING CODE REQUIREMENTS AND MUNICIPAL REGULATIONS.

THE GENERAL CONTRACTOR SHALL CHECK AND VERIFY ALL DIMENSIONS AND REPORT ERRORS AND OMISSIONS TO VALECRAFT'S ARCHITECTURAL DEPARTMENT.

NO DIMENSION SHOULD BE SCALED ON DRAWINGS.

THE GENERAL CONTRACTOR OR SUB-CONTRACTORS WILL BE HELD RESPONSIBLE FOR ALL WORK DONE ON THE CONSTRUCTION SITE.

- EXTERIOR FINISH LEGEND:
- B - BRICK (MAIN)
  - B1 - BRICK SOLDIER COURSE (ACCENT)
  - B2 - BRICK SOLDIER COURSE (ACCENT) + 20mm PROUD
  - B3 - BRICK SLEEPER COURSE
  - B4 - STACK BOND (ACCENT)
  - B5 - BRICK SILL (ACCENT)
  - B6 - BRICK ROW LOCK (ACCENT)
  - B7 - BRICK CORBELLING
  - B8 - BRICK CORNING 20mm PROUD
  - +20 - BRICK 20mm PROUD
  - 20 - BRICK 20mm RECESSED
  - S - SIDING (HORIZONTAL)
  - SV - SIDING (VERTICAL)
  - ST - STONE VENEER
  - T - TRIM 200mm COVE SIDING
  - AF - ALUMINUM FASCIA
  - AC - ALUMINUM CLADDING
  - AB - 48" ALUMINUM BAND
  - AS - ASPHALT SHINGLES
  - F - FLASHING
  - V - ROOF VENT (MAXIMUM)
  - P - PARGING
  - PC - PARGING
  - PCH10 - PRECAST HEADER 10"
  - PCH8 - PRECAST HEADER 8"
  - PCS - PRECAST SILL
  - PCB - PRECAST BAND
  - VS - VINYL SHAKES
  - VEC - SIDING (VERTICAL CORNER)
  - KC - KAYCAN WOOD SIDING - 7 1/4" LAP

2012 O.B.C. DRAWINGS

REV-2	STRUCTURAL REVISION #1	09/14/2018	VH
REV-1	NEW STANDARD DRWG MODIFICATION	20/06/2018	DOYON
NO.	DESCRIPTION	DATE	BY

REAR WALL DETAIL

ADDRESS: XX SCALE: 3/16" = 1'-0" DATE: XX/XX/XXXX

826 - THE BRADLEY  
2020 FOOTPRINT  
(STANDARD DRAWINGS)

SHEET:  
D1