

EXTERIOR FINISH LEGEND:

- B - BRICK (MAIN)
B1 - BRICK SOLDIER COURSE (ACCENT)
B2 - BRICK SOLDIER COURSE (ACCENT)
+ 20mm PROUD
B3 - BRICK SLEEPER COURSE
B4 - STACK BOND (ACCENT)
B5 - BRICK SILL (ACCENT)
B6 - BRICK ROW LOCK (ACCENT)
B7 - BRICK CORBELLING
B8 - BRICK COINING 20mm PROUD
+20 - BRICK 20mm PROUD
-20 - BRICK 20mm RECESSED
S - SIDING (HORIZONTAL)
SV - SIDING (VERTICAL)
ST - STONE VENEER
T - TRIM 200mm COVE SIDING
AF - ALUMINUM FASCIA
AC - ALUMINUM CLADDING
AB - 48" ALUMINUM BAND
AS - ASPHALT SHINGLES
F - FLASHING
V - ROOF VENT (MAXIMUM)
P - PARGING
PC - PARGING
PCH10 - PRECAST HEADER 10"
PCH8 - PRECAST HEADER 8"
PCS - PRECAST SILL
PCB - PRECAST BAND
VS - VINYL SHAKES
VEC - SIDING (VERTICAL CORNER)
KC - KAYCAN WOOD SIDING - 7 1/4" LAP

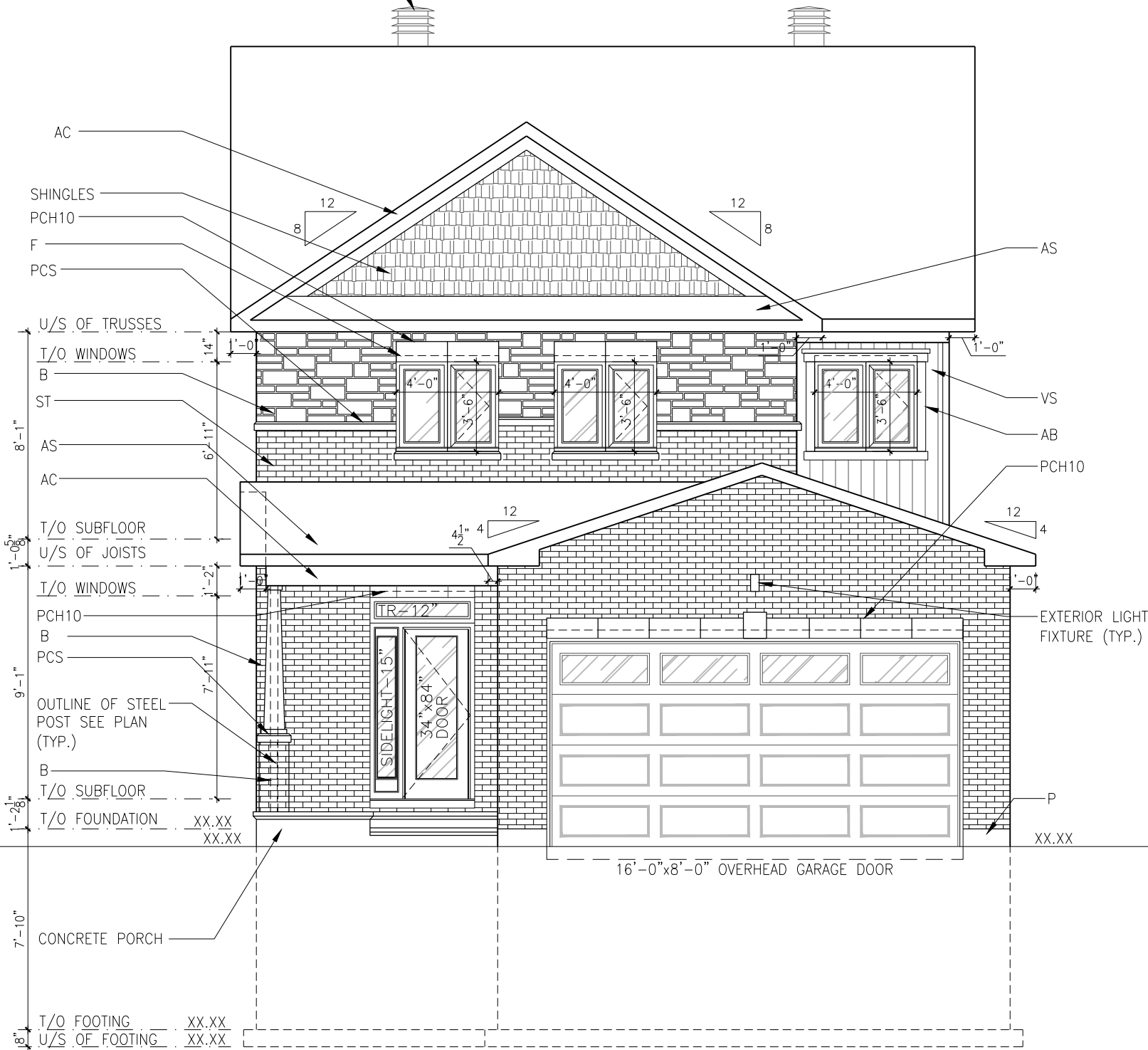
STANDARD PLAN:

GROSS INSULATED = 271.55 M. SQ.
WALL AREA

GROSS WINDOW = 16.51 M. SQ.
AREA

PERCENT GLASS TO WALL AREA = 6.08%

PROVIDE MAXIMUM VENT AND
INSTALL AS PER 9.19.1 OF THE O.B.C.
(MIN. 25% AT TOP AND MIN. 25% AT BOTTOM)



FRONT ELEVATION

SCALE: 3/16" = 1'-0"

LOT: XXXX
DATE: XX/XX/XXXX



A - ALL CONTRACTORS SHALL PERFORM THEIR WORK WHETHER DESCRIBED OR NOT, ACCORDING TO THE APPLICABLE BUILDING CODE REQUIREMENTS AND MUNICIPAL REGULATIONS.
B - THE GENERAL CONTRACTOR SHALL CHECK AND VERIFY ALL DIMENSIONS AND REPORT ERRORS AND OMISSIONS TO VALECRAFT'S ARCHITECTURAL DEPARTMENT.
C - NO DIMENSION SHOULD BE SCALED ON DRAWINGS.
D - THE GENERAL CONTRACTOR OR SUB-CONTRACTORS WILL BE HELD RESPONSIBLE FOR ALL WORK DONE ON THE CONSTRUCTION SITE.
E - THIS DRAWING IS TO BE USED IN CONJUNCTION WITH SCHEDULE B-1A AND ANY 680'S AND MAY SHOW ONLY SOME OF THE CHANGES DETAILED ON THAT DOCUMENT. SHOULD THE DRAWINGS NOT SHOW ALL ITEMS CONTAINED ON A SCHEDULE OR MISS OTHER ITEMS ALTOGETHER, THE SCHEDULE IS CONSIDERED THE GOVERNING DOCUMENT.

I, DANIEL GUERIN, ARCHITECTURAL MANAGER FOR VALECRAFT HOMES LTD., HAVE REVIEWED THE FOLLOWING DOCUMENTS AND TAKE RESPONSIBILITY FOR THE DESIGN ACTIVITIES.

- PERSONAL BCIN #19896
- TARIION REGISTRATION NUMBER #611

** SEE SIGNED SCHEDULE 1: DESIGNER INFORMATION FORM **

| | | | |
|--|--|--|--|
| | | | |
| | | | |
| | | | |
| | | | |
| | | | |
| | | | |
| | | | |
| | | | |
| | | | |
| | | | |

| | | | |
|-------|--------------------------------|------------|----|
| REV-1 | NEW STANDARD DRWG MODIFICATION | 05/02/2019 | VH |
| NO. | DESCRIPTION | DATE | BY |

EXTERIOR FINISH LEGEND:

- B - BRICK (MAIN)
B1 - BRICK SOLDIER COURSE (ACCENT)
B2 - BRICK SOLDIER COURSE (ACCENT)
+ 20mm PROUD
B3 - BRICK SLEEPER COURSE
B4 - STACK BOND (ACCENT)
B5 - BRICK SILL (ACCENT)
B6 - BRICK ROW LOCK (ACCENT)
B7 - BRICK CORBELLING
B8 - BRICK COINING 20mm PROUD
+20 - BRICK 20mm PROUD
-20 - BRICK 20mm RECESSED
- S - SIDING (HORIZONTAL)
ST - STONE VENEER
T - TRIM 200mm COVE SIDING
AF - ALUMINUM FASCIA
AC - ALUMINUM CLADDING
AB - 48" ALUMINUM BAND
AS - ASPHALT SHINGLES
F - FLASHING
V - ROOF VENT (MAXIMUM)
P - PARGING
PC - PARGING
PCH10 - PRECAST HEADER 10"

- PCH8 - PRECAST HEADER 8"
PCS - PRECAST SILL
PCB - PRECAST BAND
VS - VINYL SHAKES
VEC - SIDING (VERTICAL CORNER)

2012 O.B.C. DRAWINGS

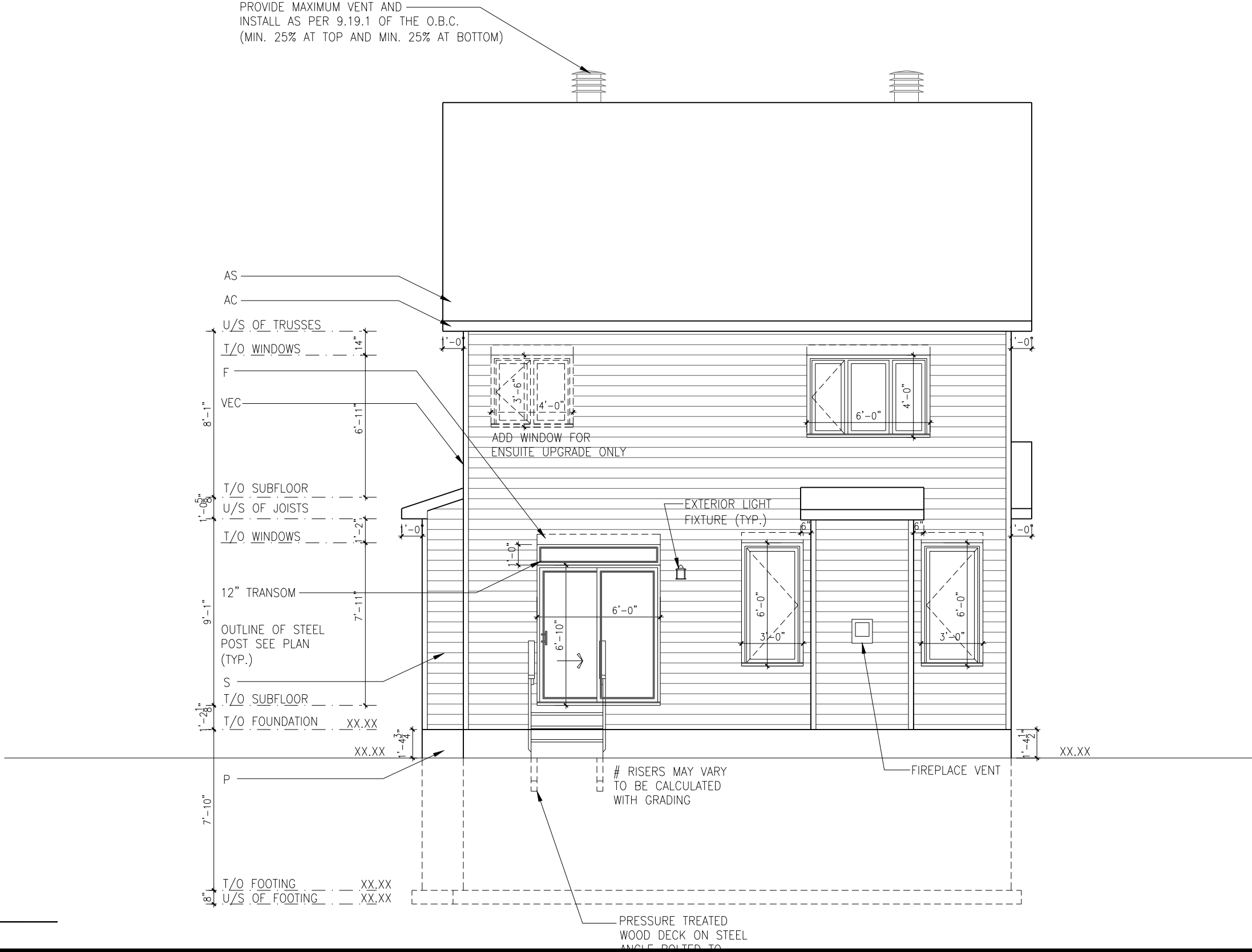
DRAWING: FRONT ELEVATION

ADDRESS: XXSCALE: 3/16" = 1'-0"DATE: XX/XX/XXXX

830 - THE BUTLER
2018 FOOTPRINT
(STANDARD DRAWINGS)

SHEET: A1a

PROVIDE MAXIMUM VENT AND
INSTALL AS PER 9.19.1 OF THE O.B.C.
(MIN. 25% AT TOP AND MIN. 25% AT BOTTOM)



REAR ELEVATION

SCALE: 3/16" = 1'-0"

LOT: XXXX
DATE: XX/XX/XXXX



A - ALL CONTRACTORS SHALL PERFORM THEIR WORK WHETHER DESCRIBED OR NOT, ACCORDING TO THE APPLICABLE BUILDING CODE REQUIREMENTS AND MUNICIPAL REGULATIONS.
B - THE GENERAL CONTRACTOR SHALL CHECK AND VERIFY ALL DIMENSIONS AND REPORT ERRORS AND OMISSIONS TO VALECRAFT'S ARCHITECTURAL DEPARTMENT.
C - NO DIMENSION SHOULD BE SCALED ON DRAWINGS.
D - THE GENERAL CONTRACTOR OR SUB-CONTRACTORS WILL BE HELD RESPONSIBLE FOR ALL WORK DONE ON THE CONSTRUCTION SITE.
E - THIS DRAWING IS TO BE USED IN CONJUNCTION WITH SCHEDULE B-1A AND ANY 680'S AND MAY SHOW ONLY SOME OF THE CHANGES DETAILED ON THAT DOCUMENT. SHOULD THE DRAWINGS NOT SHOW ALL ITEMS CONTAINED ON A SCHEDULE OR MISS OTHER ITEMS ALTOGETHER, THE SCHEDULE IS CONSIDERED THE GOVERNING DOCUMENT.

| | | | |
|--|--------------------------------|------------|----|
| I, DANIEL GUERIN, ARCHITECTURAL MANAGER FOR VALECRAFT HOMES LTD., HAVE REVIEWED THE FOLLOWING DOCUMENTS AND TAKE RESPONSIBILITY FOR THE DESIGN ACTIVITIES. | | | |
| - PERSONAL BCIN #19896 | | | |
| - TARIION REGISTRATION NUMBER #611 | | | |
| ** SEE SIGNED SCHEDULE 1: DESIGNER INFORMATION FORM ** | | | |
| REV-1 | NEW STANDARD DRWG MODIFICATION | 05/02/2019 | VH |
| NO. | DESCRIPTION | DATE | BY |

EXTERIOR FINISH LEGEND:

- | | |
|---|----------------------------|
| B - BRICK (MAIN) | S - SIDING (HORIZONTAL) |
| B1 - BRICK SOLDIER COURSE (ACCENT) | ST - STONE VENEER |
| B2 - BRICK SOLDIER COURSE (ACCENT) + 20mm PROUD | T - TRIM 200mm COVE SIDING |
| B3 - BRICK SLEEPER COURSE | AF - ALUMINUM FASCIA |
| B4 - STACK BOND (ACCENT) | AC - ALUMINUM CLADDING |
| B5 - BRICK SILL (ACCENT) | AB - 48" ALUMINUM BAND |
| B6 - BRICK ROW LOCK (ACCENT) | AS - ASPHALT SHINGLES |
| B7 - BRICK CORBELLING | F - FLASHING |
| B8 - BRICK COINING 20mm PROUD | V - ROOF VENT (MAXIMUM) |
| +20 - BRICK 20mm PROUD | P - PARGING |
| -20 - BRICK 20mm RECESSED | PC - PARGING |
| | PCH10 - PRECAST HEADER 10" |

- | |
|--------------------------------|
| PCH8 - PRECAST HEADER 8" |
| PCS - PRECAST SILL |
| PCB - PRECAST BAND |
| VS - VINYL SHAKES |
| VEC - SIDING (VERTICAL CORNER) |

| | | |
|---|----------------------|------------------|
| 2012 O.B.C. DRAWINGS | | |
| DRAWING: REAR ELEVATION | | |
| ADDRESS: XX | SCALE: 3/16" = 1'-0" | DATE: XX/XX/XXXX |
| 830 - THE BUTLER 2018 FOOTPRINT (STANDARD DRAWINGS) | | SHEET: A4a |

| FOOTING SCHEDULE | | | | | |
|--|------------------------------|--|--|--|---|
| ALLOWABLE SOIL BEARING CAPACITY / BEARING RESISTANCE AT SLS FOR «SITE CLASS:D» | | | | | |
| WALL FOOTINGS | 100KPa | 85KPa | 75KPa | 60KPa | 40KPa |
| WF1 | 30"x8" DP. 2-15M(B) LONG. | 36"x8" DP. 15M(B)x32"Lg @ 20" o/c 3-15M(B) LONG. | 40"x8" DP. 15M(B)x36"Lg @ 20" o/c 3-15M(B) LONG. | 48"x8" DP. 15M(B)x42"Lg @ 16" o/c 3-15M(B) LONG. | 72"x10" DP. 15M(B)x66"Lg @ 16" o/c 5-15M(B) LONG. |
| WF2 | 28"x8" DP. 2-15M(B) LONG. | 34"x8" DP. 2-15M(B) LONG. | 38"x8" DP. 15M(B)x34"Lg @ 20" o/c 3-15M(B) LONG. | 46"x8" DP. 15M(B)x42"Lg @ 16" o/c 3-15M(B) LONG. | 70"x10" DP. 15M(B)x64"Lg @ 16" o/c 5-15M(B) LONG. |
| WF3 | 26"x8" DP. 2-15M(B) LONG. | 30"x8" DP. 2-15M(B) LONG. | 34"x8" DP. 2-15M(B) LONG. | 42"x8" DP. 15M(B)x38"Lg @ 20" o/c 3-15M(B) LONG. | 64"x10" DP. 15M(B)x58"Lg @ 16" o/c 5-15M(B) LONG. |
| WF4 | 24"x8" DP. 2-15M(B) LONG. | 28"x8" DP. 2-15M(B) LONG. | 32"x8" DP. 2-15M(B) LONG. | 38"x8" DP. 15M(B)x34"Lg @ 20" o/c 3-15M(B) LONG. | 58"x10" DP. 15M(B)x52"Lg @ 16" o/c 4-15M(B) LONG. |
| WF5 | 24"x8" DP. 2-15M(B) LONG. | 24"x8" DP. 2-15M(B) LONG. | 26"x8" DP. 2-15M(B) LONG. | 34"x8" DP. 2-15M(B) LONG. | 52"x10" DP. 15M(B)x48"Lg @ 16" o/c 4-15M(B) LONG. |
| WF6 | 24"x8" DP. 2-15M(B) LONG. | 24"x8" DP. 2-15M(B) LONG. | 24"x8" DP. 2-15M(B) LONG. | 30"x8" DP. 2-15M(B) LONG. | 46"x10" DP. 15M(B)x42"Lg @ 16" o/c 3-15M(B) LONG. |
| WF7 | 20"x8" DP. 2-15M(B) LONG. | 20"x8" DP. 2-15M(B) LONG. | 20"x8" DP. 2-15M(B) LONG. | 24"x8" DP. 2-15M(B) LONG. | 36"x10" DP. 15M(B)x32"Lg @ 16" o/c 3-15M(B) LONG. |

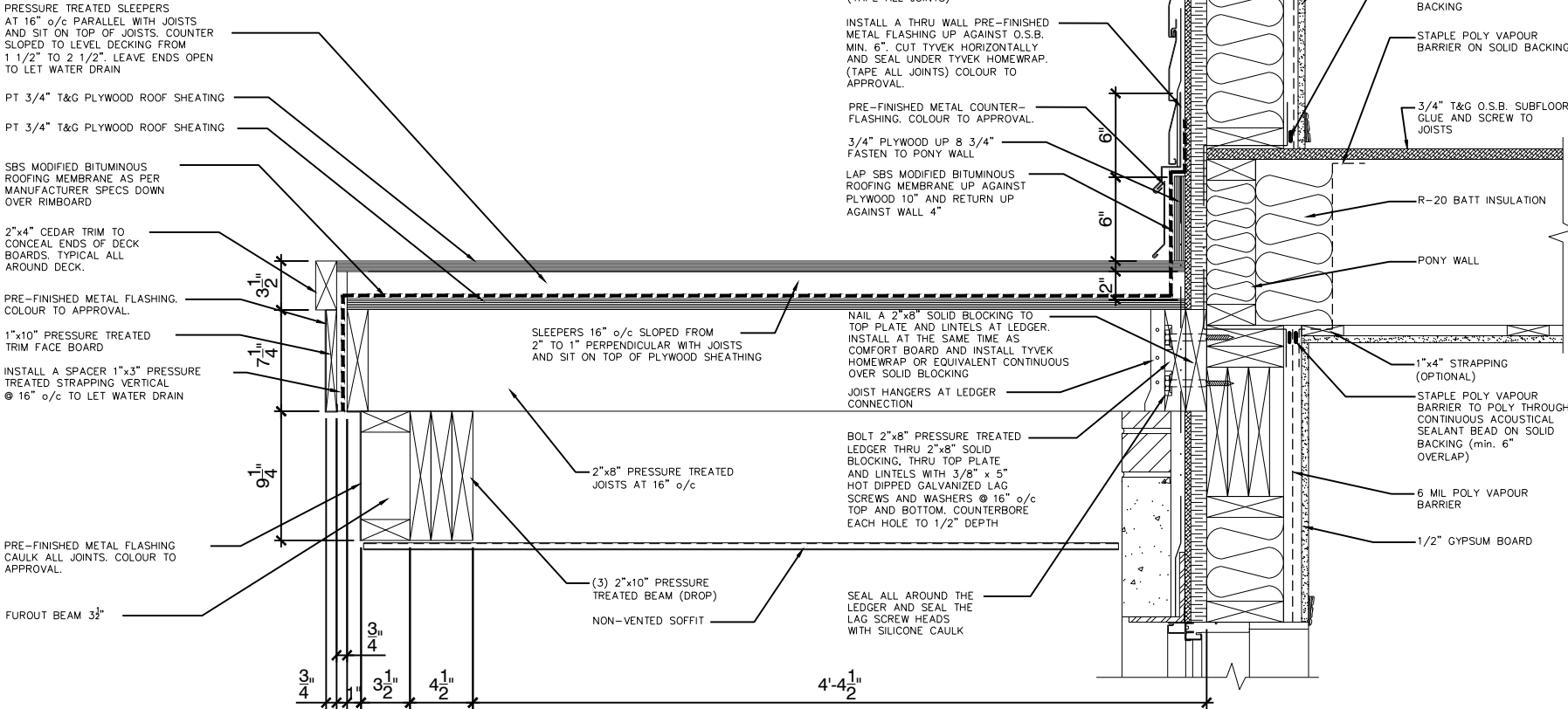
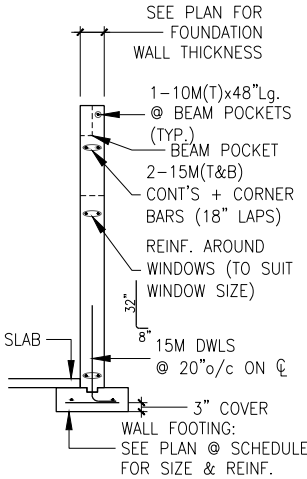
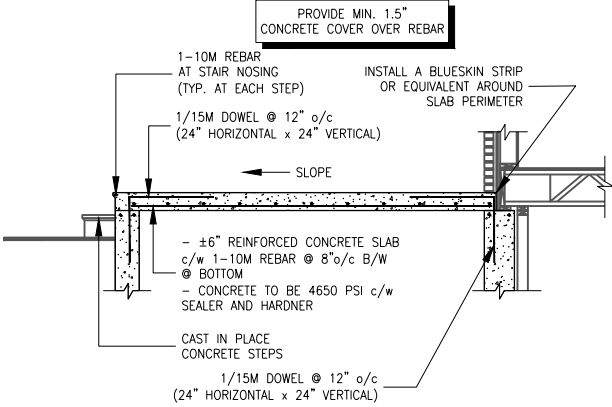
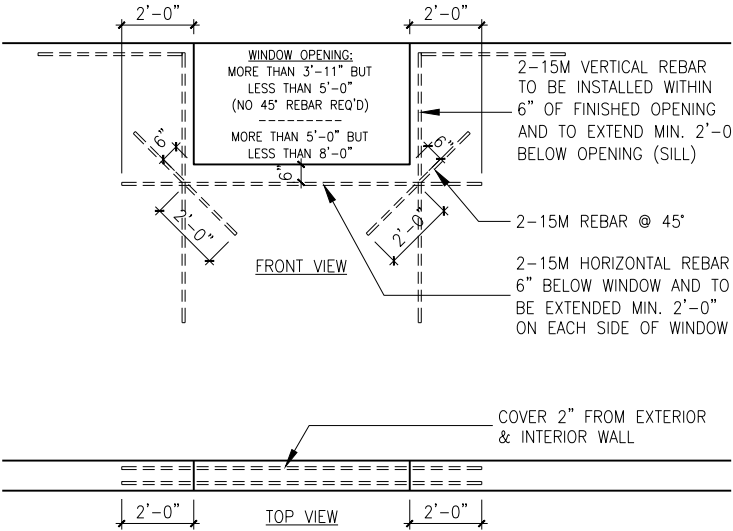
| PAD FOOTING SCHEDULE | | | | | |
|--|---|---|---|---|---|
| ALLOWABLE SOIL BEARING CAPACITY / BEARING RESISTANCE AT SLS FOR «SITE CLASS:D» | | | | | |
| WALL FOOTINGS | 100KPa | 85KPa | 75KPa | 60KPa | 40KPa |
| F1 | 40"x40"x10" DP.3-15M (B)x34" LG.EW. | 44"x44"x10" DP. 3-15M (B)x38" LG.EW | 48"x48"x10" DP. 4-15M (B)x42" LG.EW | 52"x52"x10" DP. 4-15M (B)x46" LG.EW | 64"x64"x12" DP. 5-15M (B)x58" LG.EW |
| F2 | 24"x24"x10" DP. | 24"x24"x10" DP. | 24"x24"x10" DP. | 28"x28"x12" DP. | 34"x34"x12" w/ 3-15M 28" LG. e/w |
| F3 | 36"x60"x10" DP.3-15M (B) LONG. AND 5-15M (B) TRANS. | 40"x60"x10" DP.3-15M (B) LONG. AND 5-15M (B) TRANS. | 44"x66"x10" DP.4-15M (B) LONG. AND 5-15M (B) TRANS. | 48"x72"x10" DP.4-15M (B) LONG. AND 6-15M (B) TRANS. | 60"x84"x12" DP. 5-15M(B) LONG and 7-15M(B) TRANS. |

FOOTING TABLE

SCALE: 3/16" = 1'-0"

NOTES:
- ALL CONCRETE TO HAVE A MINIMUM COMPRESSIVE STRENGTH OF 3000 P.S.I. (21MPa) AT 28 DAYS;
- ALL GARAGE FLOOR SLAB TO BE 4" THICK AND 4650 P.S.I. c/w 5 TO 8% AIR ENTRAINED & TO BE SLOPED TOWARDS THE EXTERIOR (MIN 2% SLOPE);
- CONCRETE FOOTINGS MUST BE PLACED ON UNDISTURBED OR COMPACTED SOIL TO AN ELEVATION BELOW FROST PENETRATION;
- FOUNDATION WALL SHALL NOT BE BACKFILLED UNTIL CONCRETE HAS REACHED ITS SPECIFIED 28 DAYS STRENGTH AND STRUCTURAL FLOOR FRAMING (INCLUDING PLYWOOD SUB FLOOR) REQUIRED TO STABILIZE THE WALLS ARE COMPLETED AND FULLY NAILED AND ANCHORED;
- FOOTINGS DIMENSIONS ARE BASED ON THE SOIL BEARING CAPACITY PROVIDED BY THE GEO-TECHNICAL ENGINEER.

BASEMENT NOTE:
- IF A BEDROOM IS ADDED IN THE BASEMENT, THE ROOM MUST CONFORM WITH 9.7.1.3.:
1) EXCEPT WHERE A DOOR ON THE SAME FLOOR LEVEL AS THE BEDROOM PROVIDES DIRECT ACCESS TO THE EXTERIOR, EVERY FLOOR LEVEL CONTAINING A BEDROOM IN A SUITE SHALL BE PROVIDED WITH AT LEAST 1 OUTSIDE WINDOW THAT:
A) IS OPENABLE FROM THE INSIDE WITHOUT THE USE OF TOOLS; AND
B) PROVIDES AN INDIVIDUAL, UNOBSTRUCTED OPEN PORTION HAVING A MINIMUM AREA OF 0.38m2 (3.8 SF.) WITH NO DIMENSIONS LESS THAN 380mm (15IN)



FLAT ROOF DETAIL FOR ELEVATION 'B'

SCALE: 3/4" = 1'-0"

LOT: XXXX
DATE: XX/XX/XXXX



A - ALL CONTRACTORS SHALL PERFORM THEIR WORK WHETHER DESCRIBED OR NOT, ACCORDING TO THE APPLICABLE BUILDING CODE REQUIREMENTS AND MUNICIPAL REGULATIONS.
B - THE GENERAL CONTRACTOR SHALL CHECK AND VERIFY ALL DIMENSIONS AND REPORT ERRORS AND OMISSIONS TO VALECRAFT'S ARCHITECTURAL DEPARTMENT.
C - NO DIMENSION SHOULD BE SCALED ON DRAWINGS.
D - THE GENERAL CONTRACTOR OR SUB-CONTRACTORS WILL BE HELD RESPONSIBLE FOR ALL WORK DONE ON THE CONSTRUCTION SITE.
E - THIS DRAWING IS TO BE USED IN CONJUNCTION WITH SCHEDULE B-1A AND ANY 680'S AND MAY SHOW ONLY SOME OF THE CHANGES DETAILED ON THAT DOCUMENT. SHOULD THE DRAWINGS NOT SHOW ALL ITEMS CONTAINED ON A SCHEDULE OR MISS OTHER ITEMS ALTOGETHER, THE SCHEDULE IS CONSIDERED THE GOVERNING DOCUMENT.

| | | | |
|--|--------------------------------|------------|----|
| I, DANIEL GUERIN, ARCHITECTURAL MANAGER FOR VALECRAFT HOMES LTD., HAVE REVIEWED THE FOLLOWING DOCUMENTS AND TAKE RESPONSIBILITY FOR THE DESIGN ACTIVITIES. | | | |
| - PERSONAL BCIN #19896 | | | |
| - TARIION REGISTRATION NUMBER #611 | | | |
| ** SEE SIGNED SCHEDULE 1: DESIGNER INFORMATION FORM ** | | | |
| REV-1 | NEW STANDARD DRWG MODIFICATION | 05/02/2019 | VH |
| NO. | DESCRIPTION | DATE | BY |

EXTERIOR FINISH LEGEND:

- B - BRICK (MAIN)
- B1 - BRICK SOLDIER COURSE (ACCENT)
- B2 - BRICK SOLDIER COURSE (ACCENT)
- B3 - BRICK SLEEPER COURSE
- B4 - STACK BOND (ACCENT)
- B5 - BRICK SILL (ACCENT)
- B6 - BRICK ROW LOCK (ACCENT)
- B7 - BRICK CORBELLING
- B8 - BRICK CORNING 20mm PROUD
- +20 - BRICK 20mm PROUD
- 20 - BRICK 20mm RECESSED
- S - SIDING (HORIZONTAL)
- ST - STONE VENER
- T - TRIM 200mm COVE SIDING
- AF - ALUMINUM FASCIA
- AC - ALUMINUM CLADDING
- AB - 48" ALUMINUM BAND
- AS - ASPHALT SHINGLES
- F - FLASHING
- V - ROOF VENT (MAXIMUM)
- P - PARGING
- PC - PARGING
- PCH10 - PRECAST HEADER 10"

- PCH8 - PRECAST HEADER 8"
- PCS - PRECAST SILL
- PCB - PRECAST BAND
- VS - VINYL SHAKES
- VEC - SIDING (VERTICAL CORNER)

2012 O.B.C. DRAWINGS

DRAWING: FOOTING PLAN

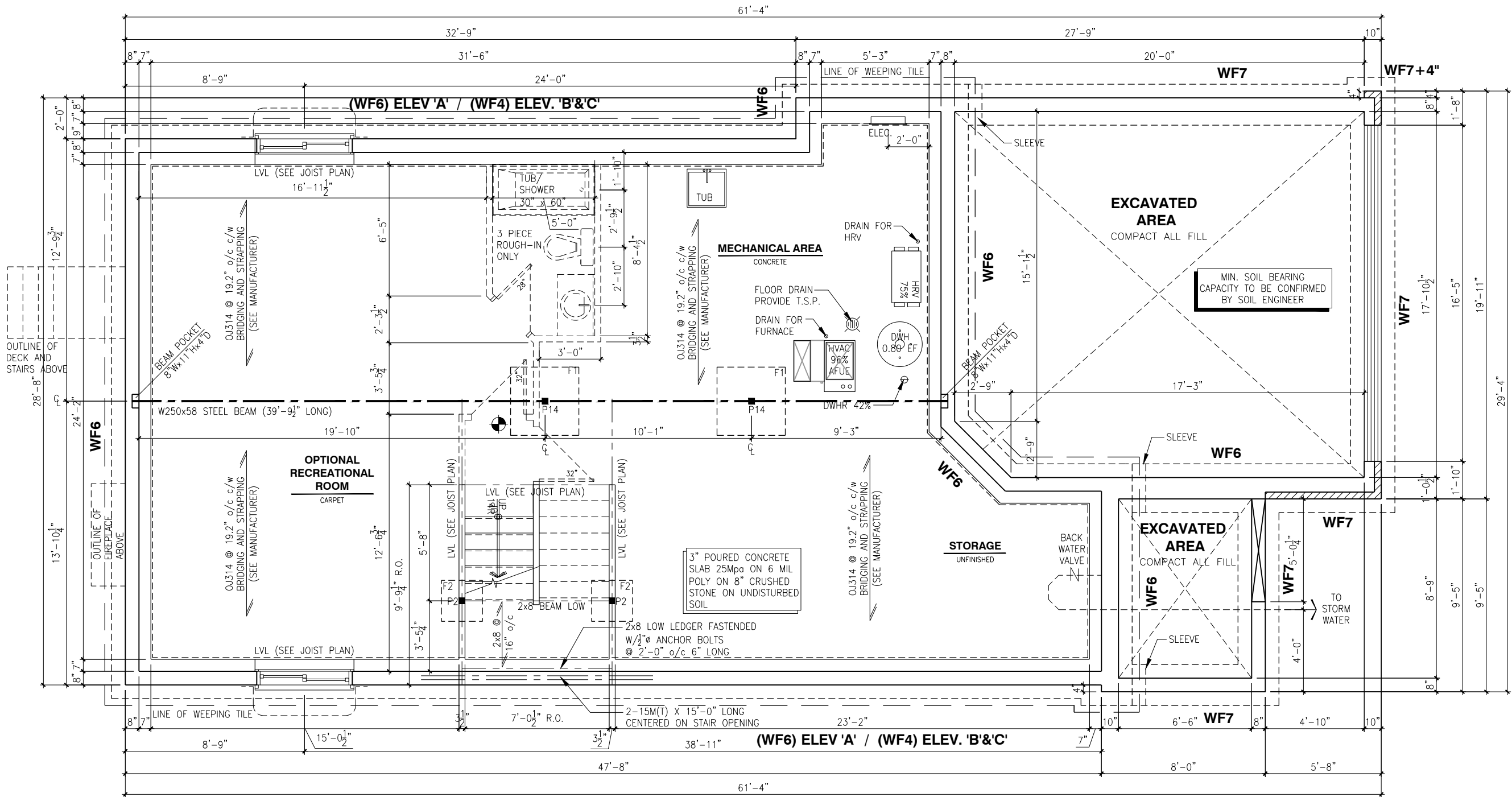
ADDRESS: XX SCALE: 3/16" = 1'-0" DATE: XX/XX/XXXX

830 - THE BUTLER
2018 FOOTPRINT

(STANDARD DRAWINGS)

SHEET:

A5a



BASEMENT PLAN

SCALE: 3/16" = 1'-0"

LOT: XXXX
DATE: XX/XX/XXXX



A - ALL CONTRACTORS SHALL PERFORM THEIR WORK WHETHER DESCRIBED OR NOT, ACCORDING TO THE APPLICABLE BUILDING CODE REQUIREMENTS AND MUNICIPAL REGULATIONS.
B - THE GENERAL CONTRACTOR SHALL CHECK AND VERIFY ALL DIMENSIONS AND REPORT ERRORS AND OMISSIONS TO VALECRAFT'S ARCHITECTURAL DEPARTMENT.
C - NO DIMENSION SHOULD BE SCALED ON DRAWINGS.
D - THE GENERAL CONTRACTOR OR SUB-CONTRACTORS WILL BE HELD RESPONSIBLE FOR ALL WORK DONE ON THE CONSTRUCTION SITE.
E - THIS DRAWING IS TO BE USED IN CONJUNCTION WITH SCHEDULE B-1A AND ANY 680'S AND MAY SHOW ONLY SOME OF THE CHANGES DETAILED ON THAT DOCUMENT. SHOULD THE DRAWINGS NOT SHOW ALL ITEMS CONTAINED ON A SCHEDULE OR MISS OTHER ITEMS ALTOGETHER, THE SCHEDULE IS CONSIDERED THE GOVERNING DOCUMENT.

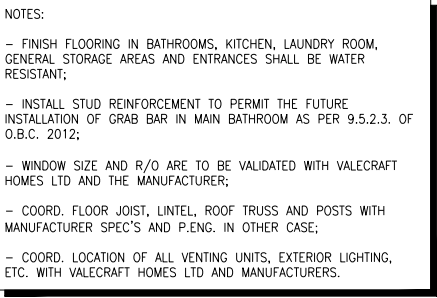
| | | | |
|--|--------------------------------|------------|----|
| L. DANIEL GUERIN, ARCHITECTURAL MANAGER FOR VALECRAFT HOMES LTD., HAVE REVIEWED THE FOLLOWING DOCUMENTS AND TAKE RESPONSIBILITY FOR THE DESIGN ACTIVITIES. | | | |
| - PERSONAL BCIN #19896 | | | |
| - TARIION REGISTRATION NUMBER #611 | | | |
| ** SEE SIGNED SCHEDULE 1: DESIGNER INFORMATION FORM ** | | | |
| REV-1 | NEW STANDARD DRWG MODIFICATION | 05/02/2019 | VH |
| NO. | DESCRIPTION | DATE | BY |

EXTERIOR FINISH LEGEND:

- B - BRICK (MAIN)
- B1 - BRICK SOLDIER COURSE (ACCENT)
- B2 - BRICK SOLDIER COURSE (ACCENT) + 20mm PROUD
- B3 - BRICK SLEEPER COURSE
- B4 - STACK BOND (ACCENT)
- B5 - BRICK SILL (ACCENT)
- B6 - BRICK ROW LOCK (ACCENT)
- B7 - BRICK CORBELLING
- B8 - BRICK CORBELLING
- +20 - BRICK 20mm PROUD
- 20 - BRICK 20mm RECESSED
- S - SIDING (HORIZONTAL)
- ST - STONE VENEER
- T - TRIM 200mm COVE SIDING
- AF - ALUMINUM FASCIA
- AC - ALUMINUM CLADDING
- AB - 48" ALUMINUM BAND
- AS - ASPHALT SHINGLES
- F - FLASHING
- V - ROOF VENT (MAXIMUM)
- P - PARGING
- PC - PARGING
- PCH10 - PRECAST HEADER 10"

- PCH8 - PRECAST HEADER 8"
- PCS - PRECAST SILL
- PCB - PRECAST BAND
- VS - VINYL SHAKES
- VEC - SIDING (VERTICAL CORNER)

| | | |
|---|----------------------|------------------|
| 2012 O.B.C. DRAWINGS | | |
| DRAWING: BASEMENT PLAN | | |
| ADDRESS: XX | SCALE: 3/16" = 1'-0" | DATE: XX/XX/XXXX |
| 830 - THE BUTLER 2018 FOOTPRINT (STANDARD DRAWINGS) | | SHEET: A6a |



ROOF AND FLOOR LAYOUT NOTES:

– ROOF AND FLOOR LAYOUT IS A SCHEMATIC LAYOUT TO ASSIST THE TRUSS MANUFACTURER. PROVIDE THE TRUSS MANUFACTURER'S ROOF AND FLOOR LAYOUT FOR BUILDING PERMIT APPLICATION AND FOR THE ON-SITE FRAMING. THE DRAFTING SERVICE OFFICE NEEDS TO BE AWARE OF ANY ALTERNATIVES OR CHANGES REGARDING THE ROOF AND FLOOR'S SCHEMATIC LAYOUT BEFORE THE CONSTRUCTION BEGINS. PROVIDE SUPPORT UNDER GIRDER TRUSS & SOLID BLOCKING DOWN TO FOUNDATION.

SCALE: $3/16" = 1'-0"$



Valecraft
Homes (2019) Limited

I, DANIEL GUERIN, ARCHITECTURAL MANAGER FOR VALECRAFT HOMES LTD., HAVE REVIEWED THE FOLLOWING DOCUMENTS AND TAKE RESPONSIBILITY FOR THE DESIGN ACTIVITIES.

- PERSONAL BCIN #19896
- TARION REGISTRATION NUMBER #611

** SEE SIGNED SCHEDULE 1: DESIGNER INFORMATION FORM **

| | | | |
|-------|--------------------------------|------------|----|
| REV-1 | NEW STANDARD DRWG MODIFICATION | 05/02/2019 | VH |
| NO. | DESCRIPTION | DATE | BY |

EXTERIOR FINISH LEGEND:

- B - BRICK (MAIN)
B1 - BRICK SOLDIER COURSE (ACCENT)
B2 - BRICK SOLDIER COURSE (ACCENT)
+ 20mm PROUD
B3 - BRICK SLEEPER COURSE
B4 - STACK BOND (ACCENT)
B5 - BRICK SILL (ACCENT)
B6 - BRICK ROW LOCK (ACCENT)
B7 - BRICK CORBELLING
B8 - BRICK COINING 20mm PROUD
+20 - BRICK 20mm PROUD
-20 - BRICK 20mm RECESSED

- S - SIDING (HORIZONTAL)
ST - STONE VENEER
T - TRIM 200mm COVE SIDING
AF - ALUMINUM FASCIA
AC - ALUMINUM CLADDING
AB - 48" ALUMINUM BAND
AS - ASPHALT SHINGLES
F - FLASHING
V - ROOF VENT (MAXIMUM)
P - PARGING
PC - PARGING
PCH10 - PRECAST HEADER 10"

- PCH8 - PRECAST HEADER 8"
 PCS - PRECAST SILL
 PCB - PRECAST BAND
 VS - VINYL SHAKES
 VEC - SIDING (VERTICAL CORNER)

2012 O.B.C. DRAWINGS

DRAWING: **GROUND FLOOR PLAN
ELEVATION A**

| | | |
|----------------|-------------------------|---------------------|
| ADDRESS: XX | SCALE: 3/16" = 1'-0" | DATE: XX/XX/XXXX |
|----------------|-------------------------|---------------------|

830 - THE BUTLER 2018 FOOTPRINT

(STANDARD DRAWINGS)

A7a

B - BRICK (MAIN)
B1 - BRICK SOLDIER COURSE (ACCENT)
B2 - BRICK SOLDIER COURSE (ACCENT)
+ 20mm PROUD
B3 - BRICK SLEEPER COURSE
B4 - STACK BOND (ACCENT)
B5 - BRICK SILL (ACCENT)
B6 - BRICK ROW LOCK (ACCENT)
B7 - BRICK CORBELLING
B8 - BRICK COINING 20mm PROUD
+20 - BRICK 20mm PROUD
-20 - BRICK 20mm RECESSED
S - SIDING (HORIZONTAL)
SV - SIDING (VERTICAL)
ST - STONE VENEER
T - TRIM 200mm COVE SIDING
AF - ALUMINUM FASCIA
AC - ALUMINUM CLADDING
AB - 48" ALUMINUM BAND
AS - ASPHALT SHINGLES
F - FLASHING
V - ROOF VENT (MAXIMUM)
P - PARGING
PC - PARGING
PCH10 - PRECAST HEADER 10"
PCH8 - PRECAST HEADER 8"
PCS - PRECAST SILL
PCB - PRECAST BAND
VS - VINYL SHAKES
VEC - SIDING (VERTICAL CORNER)
KC - KAYCAN WOOD SIDING - 7½" LAP

Architectural elevation drawing of a house. The drawing includes the following elements and dimensions:

- Roof:** Gabled roof with a 12/6 pitch. A vent is located at the peak.
- Exterior:** Combination of brick and horizontal siding. Labels include "KC" (Kingspan insulation) and "F" (Fascia).
- Windows:**
 - Second floor: Two windows, one 8'-0" wide and 4'-0" high, and another 4'-0" wide and 3'-6" high.
 - First floor: A large overhead garage door labeled "16'-0\" x 8'-0\" OVERHEAD GARAGE DOOR".
- Door:** A front door labeled "34\" x 84\" DOOR" with a "SIDELIGHT-15\"".
- Structural and Material Callouts:**
 - "U/S OF TRUSSES", "T/O WINDOWS", "B", "SEE FLAT ROOF DETAIL (PAGE A5)", "F", "AC", "T/O SUBFLOOR", "U/S OF JOISTS", "T/O WINDOWS", "PCH10", "B", "OUTLINE OF STEEL POST SEE PLAN (TYP.)", "T/O SUBFLOOR", "T/O FOUNDATION", "CONCRETE PORCH", "T/O FOOTING", "U/S OF FOOTING".
 - Material codes: "XX.XX" for concrete and "PCH10" for porch finish.
- Other Details:**
 - "EXTERIOR LIGHT FIXTURE (TYP.)" on the side of the house.
 - "VE" (Vent) and "ST" (Siding) labels near the garage door.
 - "P" (Porch) label near the foundation.

SCALE: 3/16" = 1'-0'



Valecraft
Homes (2019) Limited

1. DANIEL GUERIN, ARCHITECTURAL MANAGER FOR VALECRAFT HOMES LTD., HAVE REVIEWED THE FOLLOWING DOCUMENTS AND TAKE RESPONSIBILITY FOR THE DESIGN ACTIVITIES.

- PERSONAL BCIN #19896
- TARIION REGISTRATION NUMBER #611

**** SEE SIGNED SCHEDULE 1: DESIGNER INFORMATION FORM ****

| | | | |
|-------|--------------------------------|------------|----|
| | | | |
| | | | |
| | | | |
| | | | |
| REV-1 | NEW STANDARD DRWG MODIFICATION | 05/02/2019 | VH |
| NO. | DESCRIPTION | DATE | BY |

| | | | |
|-----|---------------------------------|------|--------------------------|
| B | - BRICK (MAIN) | S | - SIDING (HORIZONTAL) |
| B1 | - BRICK SOLDIER COURSE (ACCENT) | ST | - STONE VENEER |
| B2 | - BRICK SOLDIER COURSE (ACCENT) | T | - TRIM 200mm COVE SIDING |
| | + 20mm PROUD | AF | - ALUMINUM FASCIA |
| B3 | - BRICK SLEEPER COURSE | AC | - ALUMINUM CLADDING |
| B4 | - STACK BAND (ACCENT) | AB | - 48" ALUMINUM BAND |
| B5 | - BRICK SILL (ACCENT) | AS | - ASPHALT SHINGLES |
| B6 | - BRICK ROW LOCK (ACCENT) | F | - FLASHING |
| B7 | - BRICK CORBELLING | V | - ROOF VENT (MAXIMUM) |
| B8 | - BRICK COINING 20mm PROUD | P | - PARGING |
| +20 | - BRICK 20mm PROUD | PC | - PARGING |
| -20 | - BRICK 20mm RECESSED | PC10 | - PRECAST HEADER 10" |

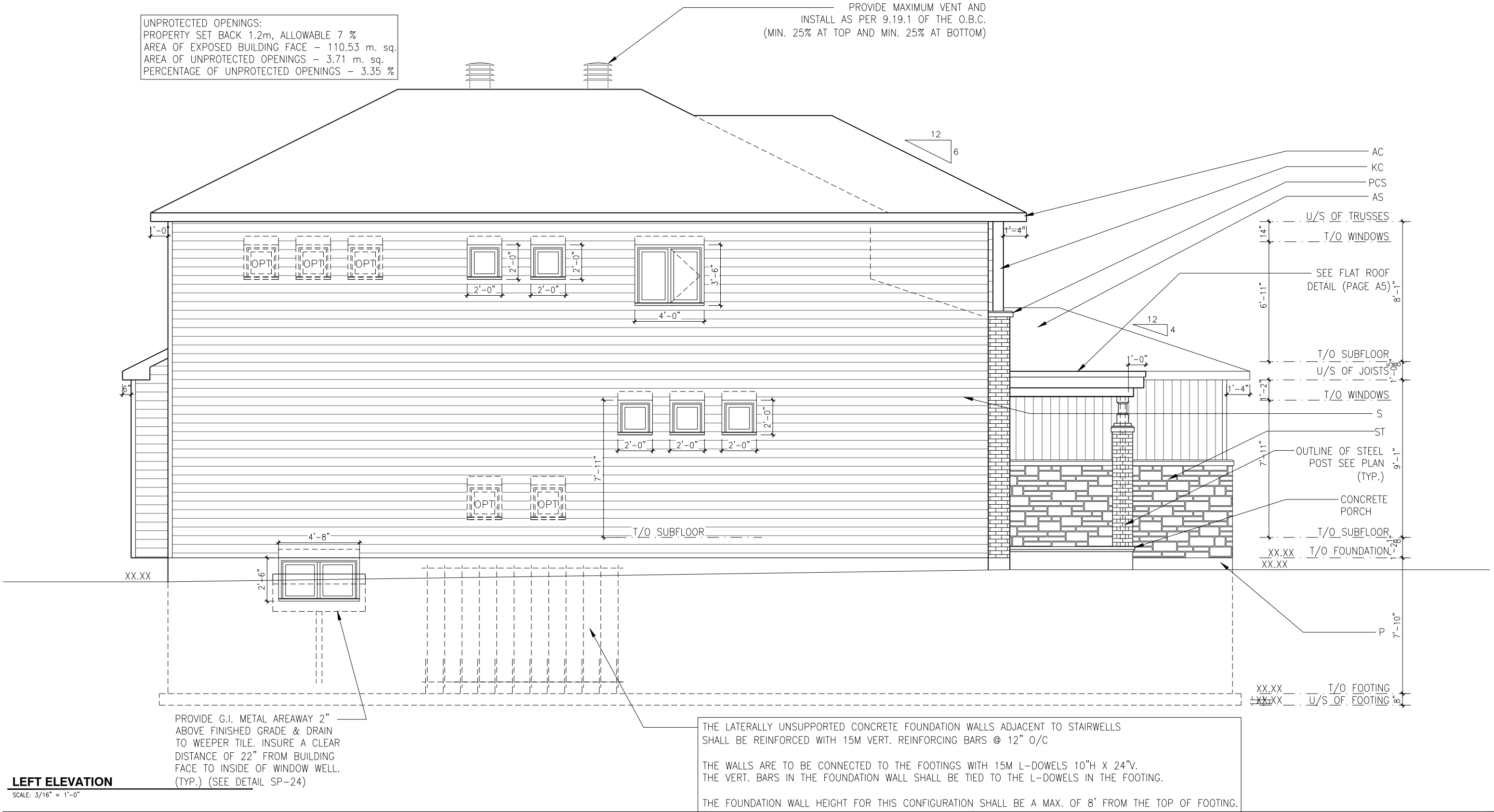
PCH8 - PRECAST HEADER 8"
PCS - PRECAST SILL
PCB - PRECAST BAND
VS - VINYL SHAKES
VEC - SIDING (VERTICAL CORNER)

(STANDARD DRAWINGS)

A1b

UNPROTECTED OPENINGS:
PROPERTY SET BACK 1.2m, ALLOWABLE 7 %
AREA OF EXPOSED BUILDING FACE - 110.53 m. sq.
AREA OF UNPROTECTED OPENINGS - 3.71 m. sq.
PERCENTAGE OF UNPROTECTED OPENINGS - 3.35 %

PROVIDE MAXIMUM VENT AND
INSTALL AS PER 9.19.1 OF THE O.B.C.
(MIN. 25% AT TOP AND MIN. 25% AT BOTTOM)



LEFT ELEVATION

SCALE: 3/16" = 1'-0"

LOT: XXXX
DATE: XX/XX/XXXX



A - ALL CONTRACTORS SHALL PERFORM THEIR WORK WHETHER DESCRIBED OR NOT, ACCORDING TO THE APPLICABLE BUILDING CODE REQUIREMENTS AND MUNICIPAL REGULATIONS.
B - THE GENERAL CONTRACTOR SHALL CHECK AND VERIFY ALL DIMENSIONS AND REPORT ERRORS AND OMISSIONS TO VALECRAFT'S ARCHITECTURAL DEPARTMENT.
C - NO DIMENSION SHOULD BE SCALED ON DRAWINGS.
D - THE GENERAL CONTRACTOR OR SUB-CONTRACTORS WILL BE HELD RESPONSIBLE FOR ALL WORK DONE ON THE CONSTRUCTION SITE.
E - THIS DRAWING IS TO BE USED IN CONJUNCTION WITH SCHEDULE B-1A AND ANY 680'S AND MAY SHOW ONLY SOME OF THE CHANGES DETAILED ON THAT DOCUMENT. SHOULD THE DRAWINGS NOT SHOW ALL ITEMS CONTAINED ON A SCHEDULE OR MISS OTHER ITEMS ALTOGETHER, THE SCHEDULE IS CONSIDERED THE GOVERNING DOCUMENT.

| | | | |
|--|--------------------------------|------------|----|
| I, DANIEL GUERIN, ARCHITECTURAL MANAGER FOR VALECRAFT HOMES LTD., HAVE REVIEWED THE FOLLOWING DOCUMENTS AND TAKE RESPONSIBILITY FOR THE DESIGN ACTIVITIES. | | | |
| - PERSONAL BCIN #19896 | | | |
| - TARIION REGISTRATION NUMBER #611 | | | |
| ** SEE SIGNED SCHEDULE 1: DESIGNER INFORMATION FORM ** | | | |
| REV-1 | NEW STANDARD DRWG MODIFICATION | 05/02/2019 | VH |
| NO. | DESCRIPTION | DATE | BY |

EXTERIOR FINISH LEGEND:

B - BRICK (MAIN)
B1 - BRICK SOLDIER COURSE (ACCENT)
B2 - BRICK SOLDIER COURSE (ACCENT)
+ 20mm PROUD
B3 - BRICK SLEEPER COURSE
B4 - STACK BOND (ACCENT)
B5 - BRICK SILL (ACCENT)
B6 - BRICK ROW LOCK (ACCENT)
B7 - BRICK CORBELLING
B8 - BRICK COINING 20mm PROUD
+20 - BRICK 20mm PROUD
-20 - BRICK 20mm RECESSED

S - SIDING (HORIZONTAL)
ST - STONE VENEER
T - TRIM 200mm COVE SIDING
AF - ALUMINUM FASCIA
AC - ALUMINUM CLADDING
AB - 48" ALUMINUM BAND
AS - ASPHALT SHINGLES
F - FLASHING
V - ROOF VENT (MAXIMUM)
P - PARGING
PC - PARGING
PCH10 - PRECAST HEADER 10"

PCH8 - PRECAST HEADER 8"
PCS - PRECAST SILL
PCB - PRECAST BAND
VS - VINYL SHAKES
VEC - SIDING (VERTICAL CORNER)

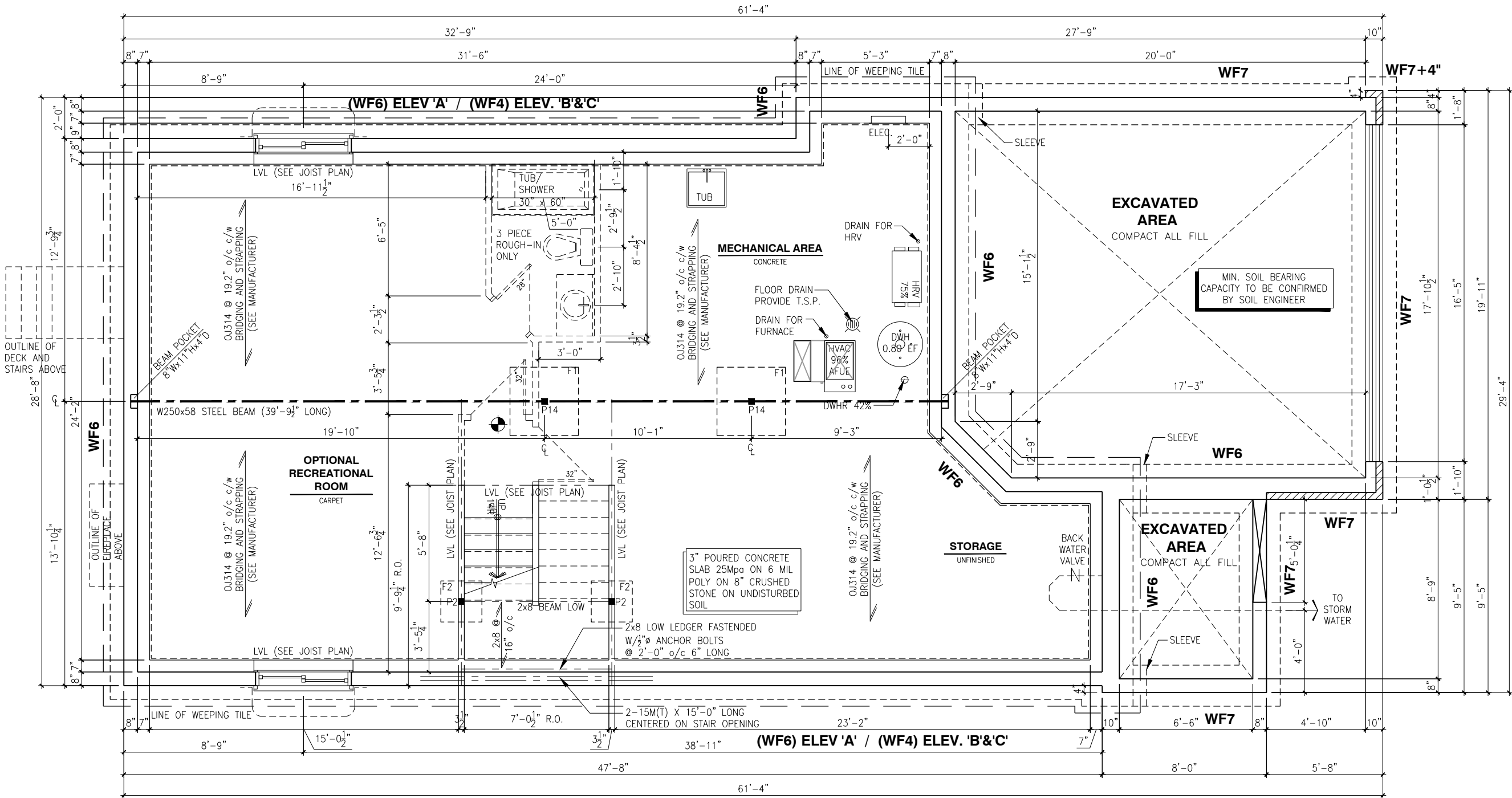
2012 O.B.C. DRAWINGS

DRAWING: LEFT ELEVATION

ADDRESS: XX | SCALE: 3/16" = 1'-0" | DATE: XX/XX/XXXX

830 - THE BUTLER
2018 FOOTPRINT
(STANDARD DRAWINGS)

SHEET: A3b



BASEMENT PLAN

SCALE: 3/16" = 1'-0"

LOT: XXXX
DATE: XX/XX/XXXX



A - ALL CONTRACTORS SHALL PERFORM THEIR WORK WHETHER DESCRIBED OR NOT, ACCORDING TO THE APPLICABLE BUILDING CODE REQUIREMENTS AND MUNICIPAL REGULATIONS.
B - THE GENERAL CONTRACTOR SHALL CHECK AND VERIFY ALL DIMENSIONS AND REPORT ERRORS AND OMISSIONS TO VALECRAFT'S ARCHITECTURAL DEPARTMENT.
C - NO DIMENSION SHOULD BE SCALED ON DRAWINGS.
D - THE GENERAL CONTRACTOR OR SUB-CONTRACTORS WILL BE HELD RESPONSIBLE FOR ALL WORK DONE ON THE CONSTRUCTION SITE.
E - THIS DRAWING IS TO BE USED IN CONJUNCTION WITH SCHEDULE B-1A AND ANY 680'S AND MAY SHOW ONLY SOME OF THE CHANGES DETAILED ON THAT DOCUMENT. SHOULD THE DRAWINGS NOT SHOW ALL ITEMS CONTAINED ON A SCHEDULE OR MISS OTHER ITEMS ALTOGETHER, THE SCHEDULE IS CONSIDERED THE GOVERNING DOCUMENT.

| | | | |
|--|--------------------------------|------------|----|
| I. DANIEL GUERIN, ARCHITECTURAL MANAGER FOR VALECRAFT HOMES LTD., HAVE REVIEWED THE FOLLOWING DOCUMENTS AND TAKE RESPONSIBILITY FOR THE DESIGN ACTIVITIES. | | | |
| - PERSONAL BCIN #19896 | | | |
| - TARIION REGISTRATION NUMBER #611 | | | |
| ** SEE SIGNED SCHEDULE 1: DESIGNER INFORMATION FORM ** | | | |
| REV-1 | NEW STANDARD DRWG MODIFICATION | 05/02/2019 | VH |
| NO. | DESCRIPTION | DATE | BY |

EXTERIOR FINISH LEGEND:

- B - BRICK (MAIN)

B1 - BRICK SOLDIER COURSE (ACCENT)

B2 - BRICK SOLDIER COURSE (ACCENT) + 20mm PROUD

B3 - BRICK SLEEPER COURSE

B4 - STACK BOND (ACCENT)

B5 - BRICK SILL (ACCENT)

B6 - BRICK ROW LOCK (ACCENT)

B7 - BRICK CORBELLING

B8 - BRICK COINING 20mm PROUD

+20 - BRICK 20mm PROUD

-20 - BRICK 20mm RECESSED
- S - SIDING (HORIZONTAL)

ST - STONE VENEER

T - TRIM 200mm COVE SIDING

AF - ALUMINUM FASCIA

AC - ALUMINUM CLADDING

AB - 48" ALUMINUM BAND

AS - ASPHALT SHINGLES

F - FLASHING

V - ROOF VENT (MAXIMUM)

P - PARGING

PC - PARGING

PCH10 - PRECAST HEADER 10"

- PCH8 - PRECAST HEADER 8"

PCS - PRECAST SILL

PCB - PRECAST BAND

VS - VINYL SHAKES

VEC - SIDING (VERTICAL CORNER)

2012 O.B.C. DRAWINGS

DRAWING: BASEMENT PLAN

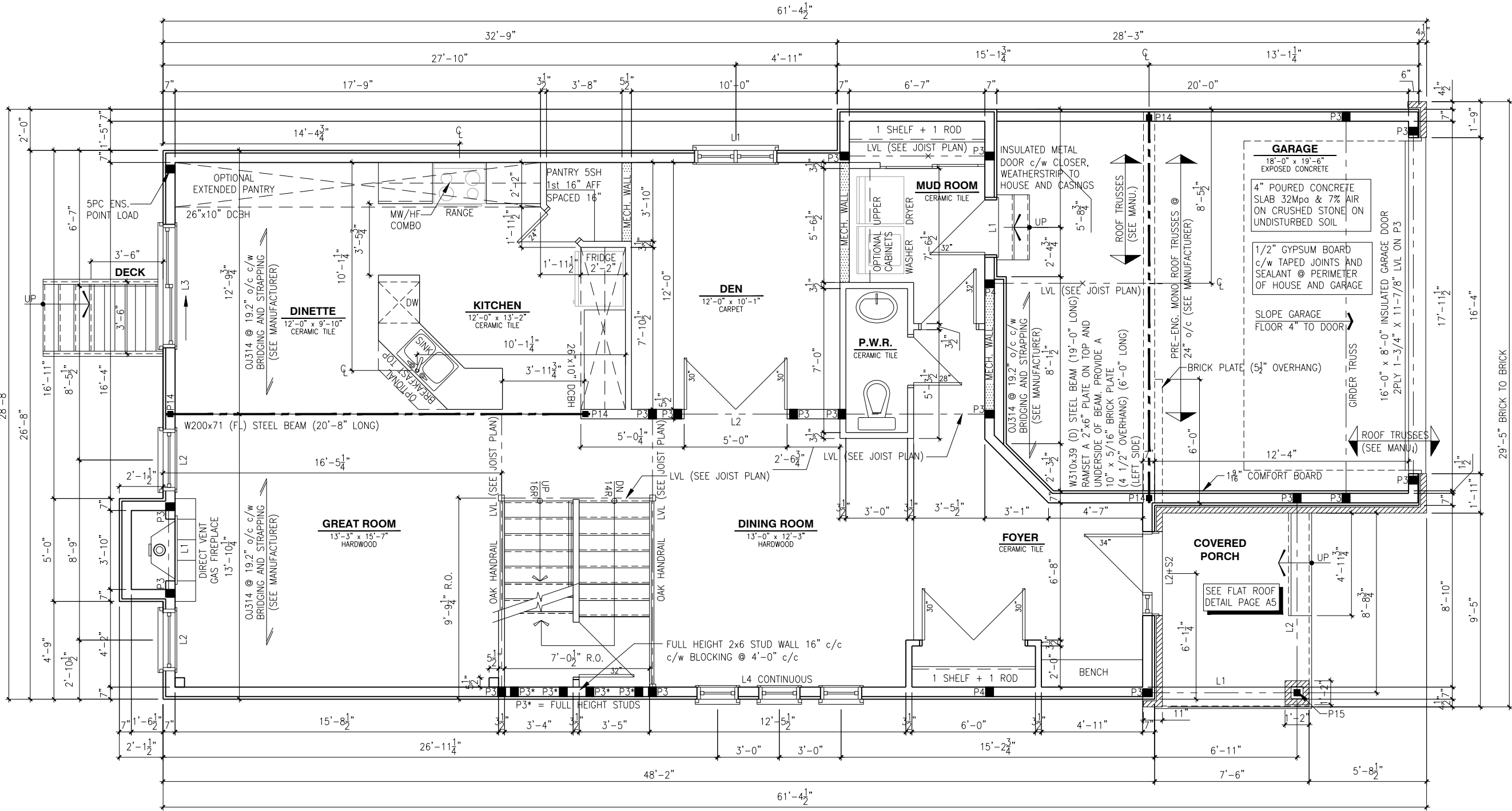
ADDRESS: XX SCALE: 3/16" = 1'-0" DATE: XX/XX/XXXX

830 - THE BUTLER
2018 FOOTPRINT

(STANDARD DRAWINGS)

SHEET:

A6b



GROUND FLOOR PLAN

SCALE: 3/16" = 1'-0"

- NOTES:
- FINISH FLOORING IN BATHROOMS, KITCHEN, LAUNDRY ROOM, GENERAL STORAGE AREAS AND ENTRANCES SHALL BE WATER RESISTANT;
 - INSTALL STUD REINFORCEMENT TO PERMIT THE FUTURE INSTALLATION OF GRAB BAR IN MAIN BATHROOM AS PER 9.5.2.3. OF O.B.C. 2012;
 - WINDOW SIZE AND R/O ARE TO BE VALIDATED WITH VALECRAFT HOMES LTD AND THE MANUFACTURER;
 - COORD. FLOOR JOIST, LINTEL, ROOF TRUSS AND POSTS WITH MANUFACTURER SPEC'S AND P.ENG. IN OTHER CASE;
 - COORD. LOCATION OF ALL VENTING UNITS, EXTERIOR LIGHTING, ETC. WITH VALECRAFT HOMES LTD AND MANUFACTURERS.

ROOF AND FLOOR LAYOUT NOTES:

- ROOF AND FLOOR LAYOUT IS A SCHEMATIC LAYOUT TO ASSIST THE TRUSS MANUFACTURER. PROVIDE THE TRUSS MANUFACTURER'S ROOF AND FLOOR LAYOUT FOR BUILDING PERMIT APPLICATION AND FOR THE ON-SITE FRAMING. THE DRAFTING SERVICE OFFICE NEEDS TO BE AWARE OF ANY ALTERNATIVES OR CHANGES REGARDING THE ROOF AND FLOOR'S SCHEMATIC LAYOUT BEFORE THE CONSTRUCTION BEGINS, PROVIDE SUPPORT UNDER GIRDER TRUSS & SOLID BLOCKING DOWN TO FOUNDATION.

LOT: XXXX
DATE: XX/XX/XXXX



A - ALL CONTRACTORS SHALL PERFORM THEIR WORK WHETHER DESCRIBED OR NOT, ACCORDING TO THE APPLICABLE BUILDING CODE REQUIREMENTS AND MUNICIPAL REGULATIONS.
B - THE GENERAL CONTRACTOR SHALL CHECK AND VERIFY ALL DIMENSIONS AND REPORT ERRORS AND OMISSIONS TO VALECRAFT'S ARCHITECTURAL DEPARTMENT.
C - NO DIMENSION SHOULD BE SCALED ON DRAWINGS.
D - THE GENERAL CONTRACTOR OR SUB-CONTRACTORS WILL BE HELD RESPONSIBLE FOR ALL WORK DONE ON THE CONSTRUCTION SITE.
E - THIS DRAWING IS TO BE USED IN CONJUNCTION WITH SCHEDULE B-1A AND ANY 680'S AND MAY SHOW ONLY SOME OF THE CHANGES DETAILED ON THAT DOCUMENT. SHOULD THE DRAWINGS NOT SHOW ALL ITEMS CONTAINED ON A SCHEDULE OR MISS OTHER ITEMS ALTOGETHER, THE SCHEDULE IS CONSIDERED THE GOVERNING DOCUMENT.

| | | | |
|--|--------------------------------|------------|----|
| I, DANIEL GUERIN, ARCHITECTURAL MANAGER FOR VALECRAFT HOMES LTD., HAVE REVIEWED THE FOLLOWING DOCUMENTS AND TAKE RESPONSIBILITY FOR THE DESIGN ACTIVITIES. | | | |
| - PERSONAL BCIN #19896 | | | |
| - TARION REGISTRATION NUMBER #611 | | | |
| ** SEE SIGNED SCHEDULE 1: DESIGNER INFORMATION FORM ** | | | |
| | | | |
| | | | |
| | | | |
| | | | |
| REV-1 | NEW STANDARD DRWG MODIFICATION | 05/02/2019 | VH |
| NO. | DESCRIPTION | DATE | BY |

EXTERIOR FINISH LEGEND:

- B - BRICK (MAIN)
B1 - BRICK SOLDIER COURSE (ACCENT)
B2 - BRICK SOLDIER COURSE (ACCENT) + 20mm PROUD
B3 - BRICK SLEEPER COURSE
B4 - STACK BOND (ACCENT)
B5 - BRICK SILL (ACCENT)
B6 - BRICK ROW LOCK (ACCENT)
B7 - BRICK CORBELLING
B8 - BRICK COINING 20mm PROUD
+20 - BRICK 20mm PROUD
-20 - BRICK 20mm RECESSED

- S - SIDING (HORIZONTAL)
ST - STONE VENEER
T - TRIM 200mm COVE SIDING
AF - ALUMINUM FASCIA
AC - ALUMINUM CLADDING
AB - 48" ALUMINUM BAND
AS - ASPHALT SHINGLES
F - FLASHING
V - ROOF VENT (MAXIMUM)
P - PARGING
PC - PARGING
PCH10 - PRECAST HEADER 10"

- PCH8 - PRECAST HEADER 8"
PCS - PRECAST SILL
PCB - PRECAST BAND
VS - VINYL SHAKES
VEC - SIDING (VERTICAL CORNER)

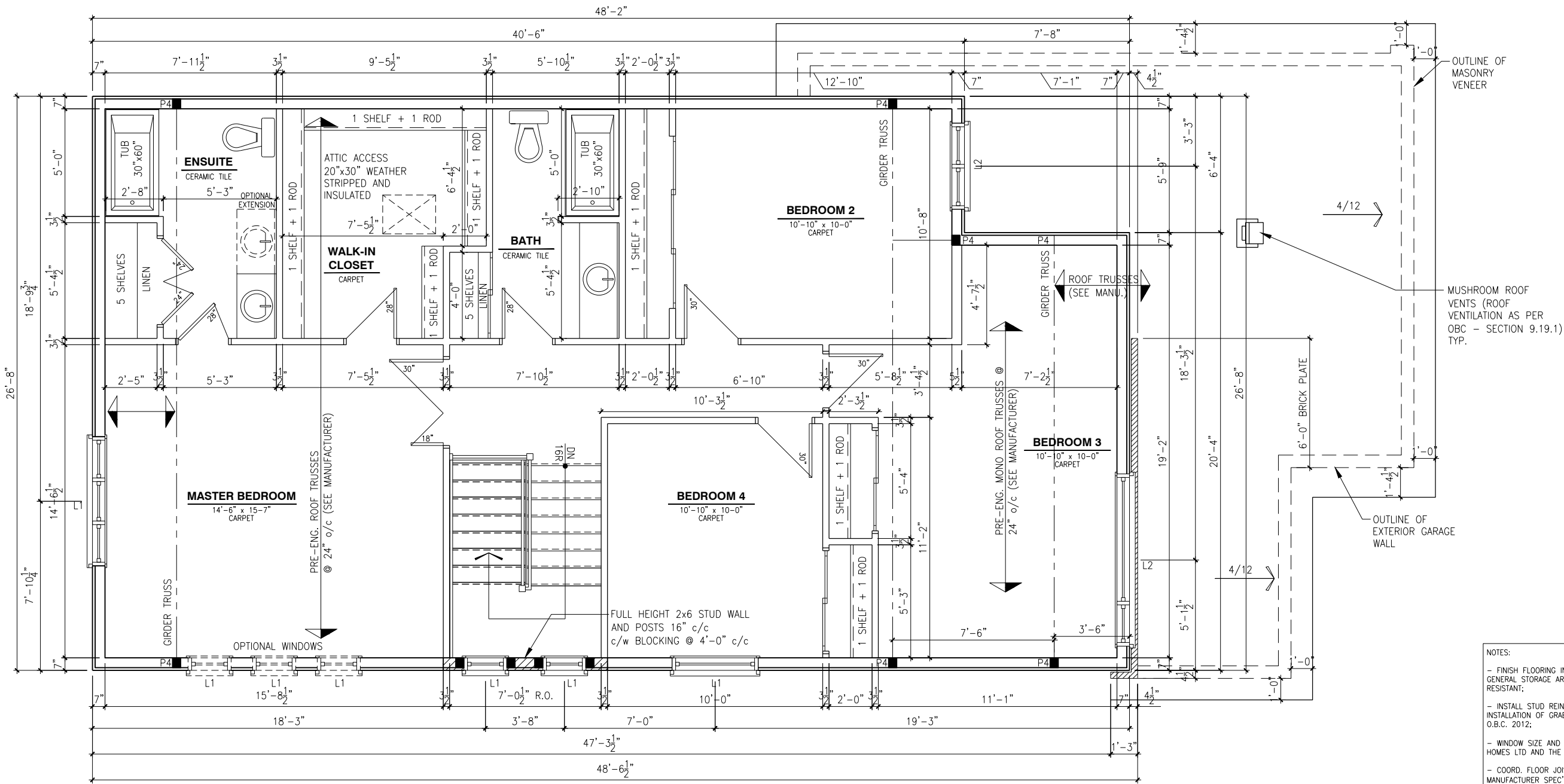
2012 O.B.C. DRAWINGS

DRAWING: GROUND FLOOR PLAN
ELEVATION B

ADDRESS: XX SCALE: 3/16" = 1'-0" DATE: XX/XX/XXXX

830 - THE BUTLER
2018 FOOTPRINT
(STANDARD DRAWINGS)

SHEET:
A7b



SECOND FLOOR PLAN

SCALE: 3/16" = 1'-0"

- NOTES:
- FINISH FLOORING IN BATHROOMS, KITCHEN, LAUNDRY ROOM, GENERAL STORAGE AREAS AND ENTRANCES SHALL BE WATER RESISTANT;
 - INSTALL STUD REINFORCEMENT TO PERMIT THE FUTURE INSTALLATION OF GRAB BAR IN MAIN BATHROOM AS PER 9.5.2.3. OF O.B.C. 2012;
 - WINDOW SIZE AND R/O ARE TO BE VALIDATED WITH VALECRAFT HOMES LTD AND THE MANUFACTURER;
 - COORD. FLOOR JOIST, LINTEL, ROOF TRUSS AND POSTS WITH MANUFACTURER SPEC'S AND P.ENG. IN OTHER CASE;
 - COORD. LOCATION OF ALL VENTING UNITS, EXTERIOR LIGHTING, ETC. WITH VALECRAFT HOMES LTD AND MANUFACTURERS.

- ROOF AND FLOOR LAYOUT NOTES:
- ROOF AND FLOOR LAYOUT IS A SCHEMATIC LAYOUT TO ASSIST THE TRUSS MANUFACTURER. PROVIDE THE TRUSS MANUFACTURER'S ROOF AND FLOOR LAYOUT FOR BUILDING PERMIT APPLICATION AND FOR THE ON-SITE FRAMING. THE DRAFTING SERVICE OFFICE NEEDS TO BE AWARE OF ANY ALTERNATIVES OR CHANGES REGARDING THE ROOF AND FLOOR'S SCHEMATIC LAYOUT BEFORE THE CONSTRUCTION BEGINS, PROVIDE SUPPORT UNDER GIRDER TRUSS & SOLID BLOCKING DOWN TO FOUNDATION.

LOT: XXXX
DATE: XX/XX/XXXX



A - ALL CONTRACTORS SHALL PERFORM THEIR WORK WHETHER DESCRIBED OR NOT, ACCORDING TO THE APPLICABLE BUILDING CODE REQUIREMENTS AND MUNICIPAL REGULATIONS.
B - THE GENERAL CONTRACTOR SHALL CHECK AND VERIFY ALL DIMENSIONS AND REPORT ERRORS AND OMISSIONS TO VALECRAFT'S ARCHITECTURAL DEPARTMENT.
C - NO DIMENSION SHOULD BE SCALED ON DRAWINGS.
D - THE GENERAL CONTRACTOR OR SUB-CONTRACTORS WILL BE HELD RESPONSIBLE FOR ALL WORK DONE ON THE CONSTRUCTION SITE.
E - THIS DRAWING IS TO BE USED IN CONJUNCTION WITH SCHEDULE B-1A AND ANY 680'S AND MAY SHOW ONLY SOME OF THE CHANGES DETAILED ON THAT DOCUMENT. SHOULD THE DRAWINGS NOT SHOW ALL ITEMS CONTAINED ON A SCHEDULE OR MISS OTHER ITEMS ALTOGETHER, THE SCHEDULE IS CONSIDERED THE GOVERNING DOCUMENT.

I, DANIEL GUERIN, ARCHITECTURAL MANAGER FOR VALECRAFT HOMES LTD., HAVE REVIEWED THE FOLLOWING DOCUMENTS AND TAKE RESPONSIBILITY FOR THE DESIGN ACTIVITIES.

- PERSONAL BCIN #19896
- TARIION REGISTRATION NUMBER #611

** SEE SIGNED SCHEDULE 1: DESIGNER INFORMATION FORM **

| | | | |
|-------|--------------------------------|------------|----|
| REV-1 | NEW STANDARD DRWG MODIFICATION | 05/02/2019 | VH |
| NO. | DESCRIPTION | DATE | BY |

EXTERIOR FINISH LEGEND:

- B - BRICK (MAIN)
- B1 - BRICK SOLDIER COURSE (ACCENT)
- B2 - BRICK SOLDIER COURSE (ACCENT)
- +20mm PROUD
- B3 - BRICK SLEEPER COURSE
- B4 - STACK BOND (ACCENT)
- B5 - BRICK SILL (ACCENT)
- B6 - BRICK ROW LOCK (ACCENT)
- B7 - BRICK CORBELLING
- B8 - BRICK COINING 20mm PROUD
- +20 - BRICK 20mm PROUD
- 20 - BRICK 20mm RECESSED

- S - SIDING (HORIZONTAL)
- ST - STONE VENEER
- T - TRIM 200mm COVE SIDING
- AF - ALUMINUM FASCIA
- AC - ALUMINUM CLADDING
- AB - 48" ALUMINUM BAND
- AS - ASPHALT SHINGLES
- F - FLASHING
- V - ROOF VENT (MAXIMUM)
- P - PARGING
- PC - PARGING
- PCH10 - PRECAST HEADER 10"

- PCH8 - PRECAST HEADER 8"
- PCS - PRECAST SILL
- PCB - PRECAST BAND
- VS - VINYL SHAKES
- VEC - SIDING (VERTICAL CORNER)

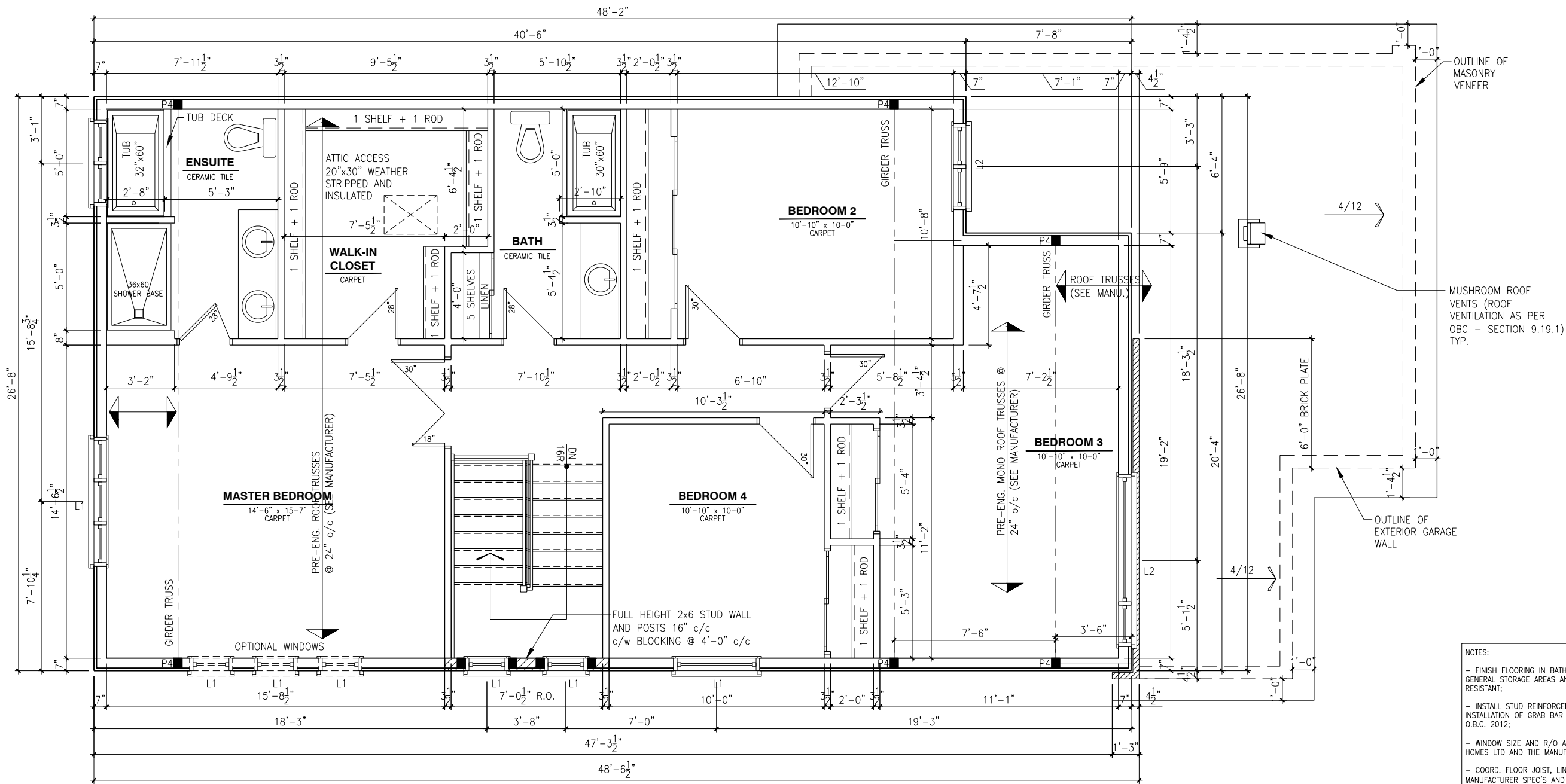
2012 O.B.C. DRAWINGS

DRAWING: SECOND FLOOR PLAN

ADDRESS: XX SCALE: 3/16" = 1'-0" DATE: XX/XX/XXXX

830 - THE BUTLER 2018 FOOTPRINT (STANDARD DRAWINGS)

SHEET: A8b



NOTES:

- FINISH FLOORING IN BATHROOMS, KITCHEN, LAUNDRY ROOM, GENERAL STORAGE AREAS AND ENTRANCES SHALL BE WATER RESISTANT;
- INSTALL STUD REINFORCEMENT TO PERMIT THE FUTURE INSTALLATION OF GRAB BAR IN MAIN BATHROOM AS PER 9.5.2.3. OF O.B.C. 2012;
- WINDOW SIZE AND R/O ARE TO BE VALIDATED WITH VALECRAFT HOMES LTD AND THE MANUFACTURER;
- COORD. FLOOR JOIST, LINTEL, ROOF TRUSS AND POSTS WITH MANUFACTURER SPEC'S AND P.ENG. IN OTHER CASE;
- COORD. LOCATION OF ALL VENTING UNITS, EXTERIOR LIGHTING, ETC. WITH VALECRAFT HOMES LTD AND MANUFACTURERS.

ROOF AND FLOOR LAYOUT NOTES:

- ROOF AND FLOOR LAYOUT IS A SCHEMATIC LAYOUT TO ASSIST THE TRUSS MANUFACTURER. PROVIDE THE TRUSS MANUFACTURER'S ROOF AND FLOOR LAYOUT FOR BUILDING PERMIT APPLICATION AND FOR THE ON-SITE FRAMING. THE DRAFTING SERVICE OFFICE NEEDS TO BE AWARE OF ANY ALTERNATIVES OR CHANGES REGARDING THE ROOF AND FLOOR'S SCHEMATIC LAYOUT BEFORE THE CONSTRUCTION BEGINS. PROVIDE SUPPORT UNDER GIRDER TRUSS & SOLID BLOCKING DOWN TO FOUNDATION.

SECOND FLOOR PLAN - ENSUITE UPG.

LOT: XXXX
DATE: XX/XX/XXXX



A - ALL CONTRACTORS SHALL PERFORM THEIR WORK WHETHER DESCRIBED OR NOT, ACCORDING TO THE APPLICABLE BUILDING CODE REQUIREMENTS AND MUNICIPAL REGULATIONS.
B - THE GENERAL CONTRACTOR SHALL CHECK AND VERIFY ALL DIMENSIONS AND REPORT ERRORS AND OMISSIONS TO VALECRAFT'S ARCHITECTURAL DEPARTMENT.
C - NO DIMENSION SHOULD BE SCALED ON DRAWINGS.
D - THE GENERAL CONTRACTOR OR SUB-CONTRACTORS WILL BE HELD RESPONSIBLE FOR ALL WORK DONE ON THE CONSTRUCTION SITE.
E - THIS DRAWING IS TO BE USED IN CONJUNCTION WITH SCHEDULE B-1A AND ANY 680'S AND MAY SHOW ONLY SOME OF THE CHANGES DETAILED ON THAT DOCUMENT. SHOULD THE DRAWINGS NOT SHOW ALL ITEMS CONTAINED ON A SCHEDULE OR MISS OTHER ITEMS ALTOGETHER, THE SCHEDULE IS CONSIDERED THE GOVERNING DOCUMENT.

| | | | |
|--|--------------------------------|------------|----|
| I, DANIEL GUERIN, ARCHITECTURAL MANAGER FOR VALECRAFT HOMES LTD., HAVE REVIEWED THE FOLLOWING DOCUMENTS AND TAKE RESPONSIBILITY FOR THE DESIGN ACTIVITIES. | | | |
| - PERSONAL BCIN #19896 | | | |
| - TARIION REGISTRATION NUMBER #611 | | | |
| ** SEE SIGNED SCHEDULE 1: DESIGNER INFORMATION FORM ** | | | |
| | | | |
| | | | |
| | | | |
| | | | |
| REV-1 | NEW STANDARD DRWG MODIFICATION | 05/02/2019 | VH |
| NO. | DESCRIPTION | DATE | BY |

EXTERIOR FINISH LEGEND:

- B - BRICK (MAIN)
- B1 - BRICK SOLDIER COURSE (ACCENT)
- B2 - BRICK SOLDIER COURSE (ACCENT) + 20mm PROUD
- B3 - BRICK SLEEPER COURSE
- B4 - STACK BOND (ACCENT)
- B5 - BRICK SILL (ACCENT)
- B6 - BRICK ROW LOCK (ACCENT)
- B7 - BRICK CORBELLING
- B8 - BRICK CORNING 20mm PROUD
- +20 - BRICK 20mm PROUD
- 20 - BRICK 20mm RECESSED

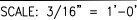
- S - SIDING (HORIZONTAL)
- ST - STONE VENEER
- T - TRIM 200mm COVE SIDING
- AF - ALUMINUM FASCIA
- AC - ALUMINUM CLADDING
- AB - 48" ALUMINUM BAND
- AS - ASPHALT SHINGLES
- F - FLASHING
- V - ROOF VENT (MAXIMUM)
- P - PARGING
- PC - PARGING
- PCH10 - PRECAST HEADER 10"

- PCH8 - PRECAST HEADER 8"
- PCS - PRECAST SILL
- PCB - PRECAST BAND
- VS - VINYL SHAKES
- VEC - SIDING (VERTICAL CORNER)

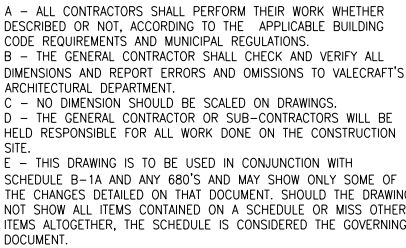
2012 O.B.C. DRAWINGS

| | | |
|---|----------------------|-------------------|
| DRAWING: SECOND FLOOR PLAN | | |
| ADDRESS: XX | SCALE: 3/16" = 1'-0" | DATE: XX/XX/XXXX |
| 830 - THE BUTLER 2018 FOOTPRINT (STANDARD DRAWINGS) | | SHEET: A8b |

- B1 - BRICK (MAIN)
- B1 - BRICK SOLDIER COURSE (ACCENT)
- B2 - BRICK SOLDIER COURSE (ACCENT)
+ 20mm PROUD
- B3 - BRICK SLEEPER COURSE
- B4 - STACK BOND (ACCENT)
- B5 - BRICK SILL (ACCENT)
- B6 - BRICK ROW LOCK (ACCENT)
- B7 - BRICK CORBELLING
- B8 - BRICK COINING 20mm PROUD
- +20 - BRICK 20mm PROUD
- 20 - BRICK 20mm RECESSED
- S - SIDING (HORIZONTAL)
- SV - SIDING (VERTICAL)
- ST - STONE VENER
- T - TRIM 1200mm COVE SIDING
- AF - ALUMINUM FASCIA
- AC - ALUMINUM CLADDING
- AB - 48" ALUMINUM BAND
- AS - ASPHALT SHINGLES
- F - FLASHING
- V - ROOF VENT (MAXIMUM)
- P - PARGING
- PC - PARGING
- PCH10 - PRECAST HEADER 10"
- PCH8 - PRECAST HEADER 8"
- PCS - PRECAST SILL
- PCB - PRECAST BAND
- VS - VINYL SHAKES
- VC - SIDING (VERTICAL CORNER)
- KE - KAYCAN WOOD SIDING - 7½" LAP



DATE: XX/XX/XXXX



| | | | |
|--|--|--|--|
| | | | |
| | | | |
| | | | |
| | | | |

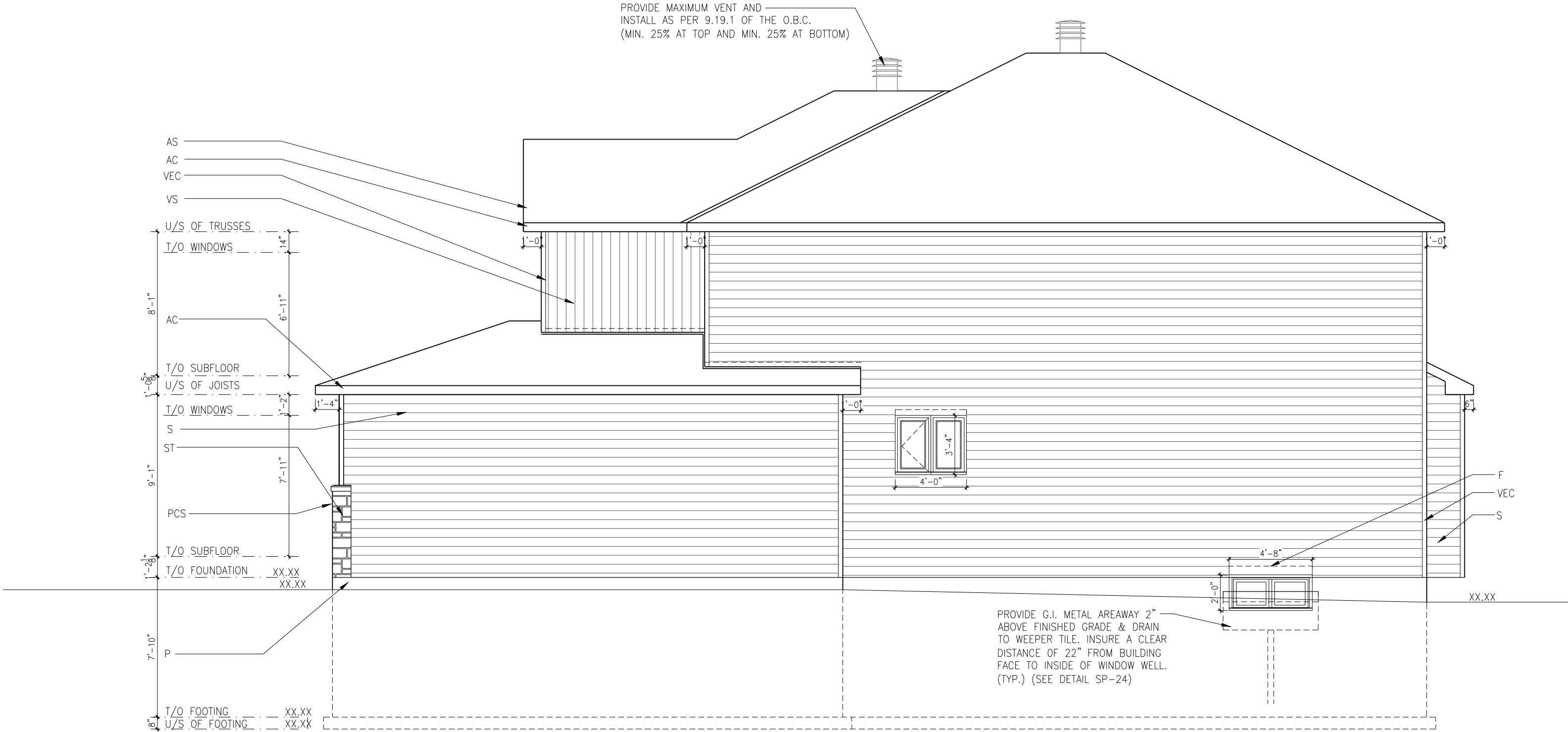
B - BRICK (MAIN)
B1 - BRICK SOLDIER COURSE (ACCENT)
B2 - BRICK SOLDIER COURSE (ACCENT)
+ 20mm PROUD
B3 - BRICK SLEEPER COURSE
B4 - STACK BOND (ACCENT)
B5 - BRICK SILL (ACCENT)
B6 - BRICK ROW LOCK (ACCENT)
B7 - BRICK CORBELLING
B8 - BRICK COINING 20mm PROUD
+20 - BRICK 20mm PROUD
-20 - BRICK 20mm RECESSED

S - SIDING (HORIZONTAL)
ST - STONE VENEER
T - TRIM 200mm COVE SIDING
AF - ALUMINUM FASCIA
AC - ALUMINUM CLADDING
AB - 48" ALUMINUM BAND
AS - ASPHALT SHINGLES
F - FLASHING
V - ROOF VENT (MAXIMUM)
P - PARGING
PC - PARGING
PCH10 - PRECAST HEADER 10"

PCH8 - PRECAST HEADER 8"
PCS - PRECAST SILL
PCB - PRECAST BAND
VS - VINYL SHAKES
VEC - SIDING (VERTICAL CORNER)

(STANDARD DRAWINGS)

A1c



RIGHT ELEVATION 'C'
SCALE: 3/16" = 1'-0"

LOT: XXXX
DATE: XX/XX/XXXX



A - ALL CONTRACTORS SHALL PERFORM THEIR WORK WHETHER DESCRIBED OR NOT, ACCORDING TO THE APPLICABLE BUILDING CODE REQUIREMENTS AND MUNICIPAL REGULATIONS.
B - THE GENERAL CONTRACTOR SHALL CHECK AND VERIFY ALL DIMENSIONS AND REPORT ERRORS AND OMISSIONS TO VALECRAFT'S ARCHITECTURAL DEPARTMENT.
C - NO DIMENSION SHOULD BE SCALED ON DRAWINGS.
D - THE GENERAL CONTRACTOR OR SUB-CONTRACTORS WILL BE HELD RESPONSIBLE FOR ALL WORK DONE ON THE CONSTRUCTION SITE.
E - THIS DRAWING IS TO BE USED IN CONJUNCTION WITH SCHEDULE B-1A AND ANY 680'S AND MAY SHOW ONLY SOME OF THE CHANGES DETAILED ON THAT DOCUMENT. SHOULD THE DRAWINGS NOT SHOW ALL ITEMS CONTAINED ON A SCHEDULE OR MISS OTHER ITEMS ALTOGETHER, THE SCHEDULE IS CONSIDERED THE GOVERNING DOCUMENT.

| | | | |
|--|--------------------------------|------------|----|
| I, DANIEL GUERIN, ARCHITECTURAL MANAGER FOR VALECRAFT HOMES LTD., HAVE REVIEWED THE FOLLOWING DOCUMENTS AND TAKE RESPONSIBILITY FOR THE DESIGN ACTIVITIES. | | | |
| - PERSONAL BCIN #19896 | | | |
| - TARIION REGISTRATION NUMBER #611 | | | |
| ** SEE SIGNED SCHEDULE 1: DESIGNER INFORMATION FORM ** | | | |
| REV-1 | NEW STANDARD DRWG MODIFICATION | 05/02/2019 | VH |
| NO. | DESCRIPTION | DATE | BY |

- EXTERIOR FINISH LEGEND:
- B - BRICK (MAIN)
 - B1 - BRICK SOLDIER COURSE (ACCENT)
 - B2 - BRICK SOLDIER COURSE (ACCENT) + 20mm PROUD
 - B3 - BRICK SLEEPER COURSE
 - B4 - STACK BOND (ACCENT)
 - B5 - BRICK SILL (ACCENT)
 - B6 - BRICK ROW LOCK (ACCENT)
 - B7 - BRICK CORBELLING
 - B8 - BRICK CORNING 20mm PROUD
 - +20 - BRICK 20mm PROUD
 - 20 - BRICK 20mm RECESSED
 - S - SIDING (HORIZONTAL)
 - ST - STONE VENEER
 - T - TRIM 200mm COVE SIDING
 - AF - ALUMINUM FASCIA
 - AC - ALUMINUM CLADDING
 - AB - 48" ALUMINUM BAND
 - AS - ASPHALT SHINGLES
 - F - FLASHING
 - V - ROOF VENT (MAXIMUM)
 - P - PARGING
 - PC - PARGING
 - PCH10 - PRECAST HEADER 10"

- PCH8 - PRECAST HEADER 8"
- PCS - PRECAST SILL
- PCB - PRECAST BAND
- VS - VINYL SHAKES
- VEC - SIDING (VERTICAL CORNER)

UNPROTECTED OPENINGS:
PROPERTY SET BACK 1.2m, ALLOWABLE 7 %
AREA OF EXPOSED BUILDING FACE - 87.88 m. sq.
AREA OF UNPROTECTED OPENINGS - 1.85 m. sq.
PERCENTAGE OF UNPROTECTED OPENINGS - 2.10 %

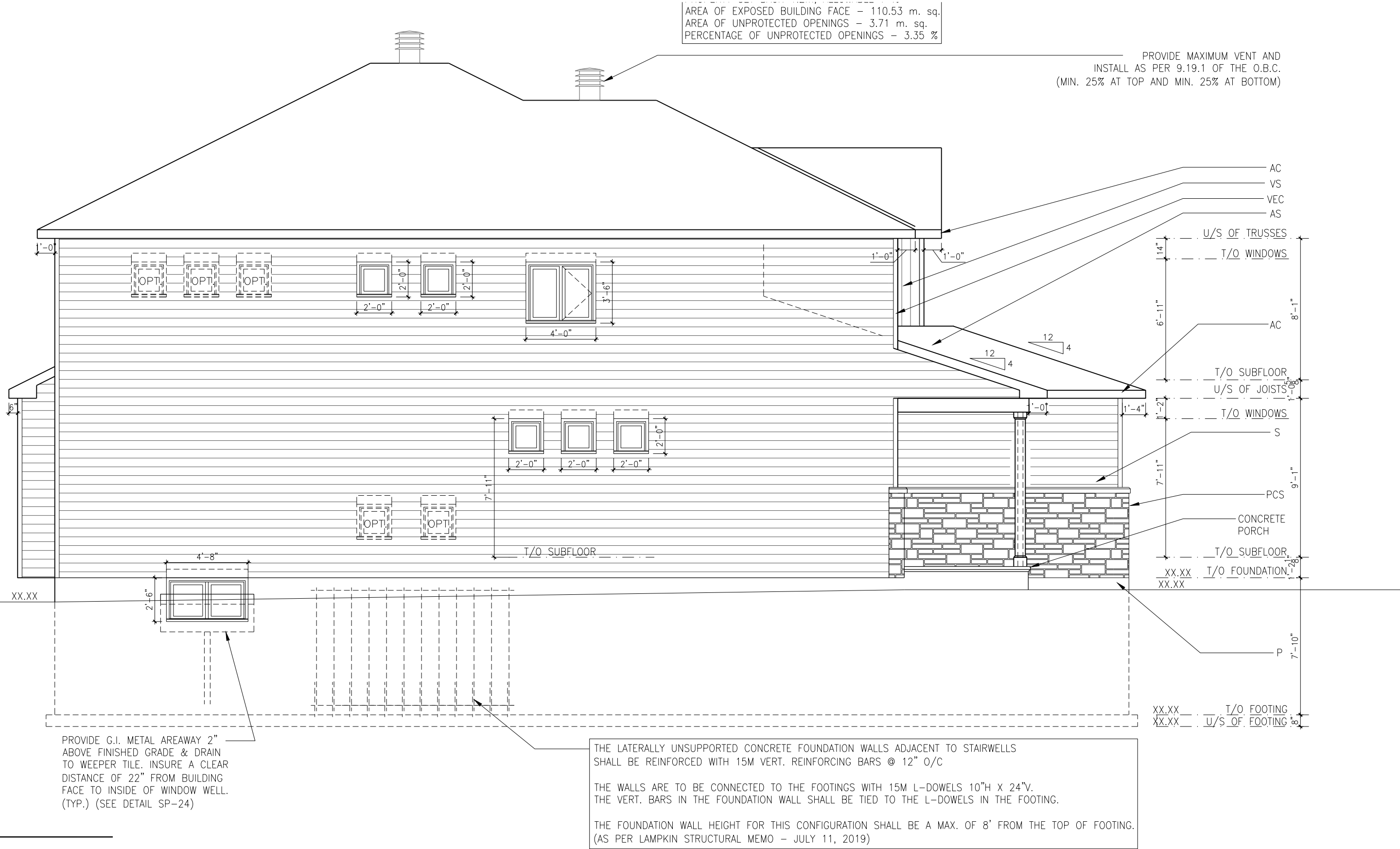
2012 O.B.C. DRAWINGS

DRAWING:
RIGHT ELEVATION 'C'

ADDRESS: XX | SCALE: 3/16" = 1'-0" | DATE: XX/XX/XXXX

830 - THE BUTLER
2018 FOOTPRINT
(STANDARD DRAWINGS)

SHEET:
A2c



LEFT ELEVATION 'C'

SCALE: 3/16" = 1'-0"

LOT: XXXX
DATE: XX/XX/XXXX



A - ALL CONTRACTORS SHALL PERFORM THEIR WORK WHETHER DESCRIBED OR NOT, ACCORDING TO THE APPLICABLE BUILDING CODE REQUIREMENTS AND MUNICIPAL REGULATIONS.
B - THE GENERAL CONTRACTOR SHALL CHECK AND VERIFY ALL DIMENSIONS AND REPORT ERRORS AND OMISSIONS TO VALECRAFT'S ARCHITECTURAL DEPARTMENT.
C - NO DIMENSION SHOULD BE SCALED ON DRAWINGS.
D - THE GENERAL CONTRACTOR OR SUB-CONTRACTORS WILL BE HELD RESPONSIBLE FOR ALL WORK DONE ON THE CONSTRUCTION SITE.
E - THIS DRAWING IS TO BE USED IN CONJUNCTION WITH SCHEDULE B-1A AND ANY 680'S AND MAY SHOW ONLY SOME OF THE CHANGES DETAILED ON THAT DOCUMENT. SHOULD THE DRAWINGS NOT SHOW ALL ITEMS CONTAINED ON A SCHEDULE OR MISS OTHER ITEMS ALTOGETHER, THE SCHEDULE IS CONSIDERED THE GOVERNING DOCUMENT.

| | | | |
|--|--------------------------------|------------|----|
| I, DANIEL GUERIN, ARCHITECTURAL MANAGER FOR VALECRAFT HOMES LTD., HAVE REVIEWED THE FOLLOWING DOCUMENTS AND TAKE RESPONSIBILITY FOR THE DESIGN ACTIVITIES. | | | |
| - PERSONAL BCIN #19896 | | | |
| - TARIION REGISTRATION NUMBER #611 | | | |
| ** SEE SIGNED SCHEDULE 1: DESIGNER INFORMATION FORM ** | | | |
| REV-1 | NEW STANDARD DRWG MODIFICATION | 05/02/2019 | VH |
| NO. | DESCRIPTION | DATE | BY |

EXTERIOR FINISH LEGEND:

- B - BRICK (MAIN)
B1 - BRICK SOLDIER COURSE (ACCENT)
B2 - BRICK SOLDIER COURSE (ACCENT) + 20mm PROUD
B3 - BRICK SLEEPER COURSE
B4 - STACK BOND (ACCENT)
B5 - BRICK SILL (ACCENT)
B6 - BRICK ROW LOCK (ACCENT)
B7 - BRICK CORBELLING
B8 - BRICK COINING 20mm PROUD
+20 - BRICK 20mm PROUD
-20 - BRICK 20mm RECESSED
- S - SIDING (HORIZONTAL)
ST - STONE VENEER
T - TRIM 200mm COVE SIDING
AF - ALUMINUM FASCIA
AC - ALUMINUM CLADDING
AB - 48" ALUMINUM BAND
AS - ASPHALT SHINGLES
F - FLASHING
V - ROOF VENT (MAXIMUM)
P - PARGING
PC - PARGING
PCH10 - PRECAST HEADER 10"

- PCH8 - PRECAST HEADER 8"
PCS - PRECAST SILL
PCB - PRECAST BAND
VS - VINYL SHAKES
VEC - SIDING (VERTICAL CORNER)

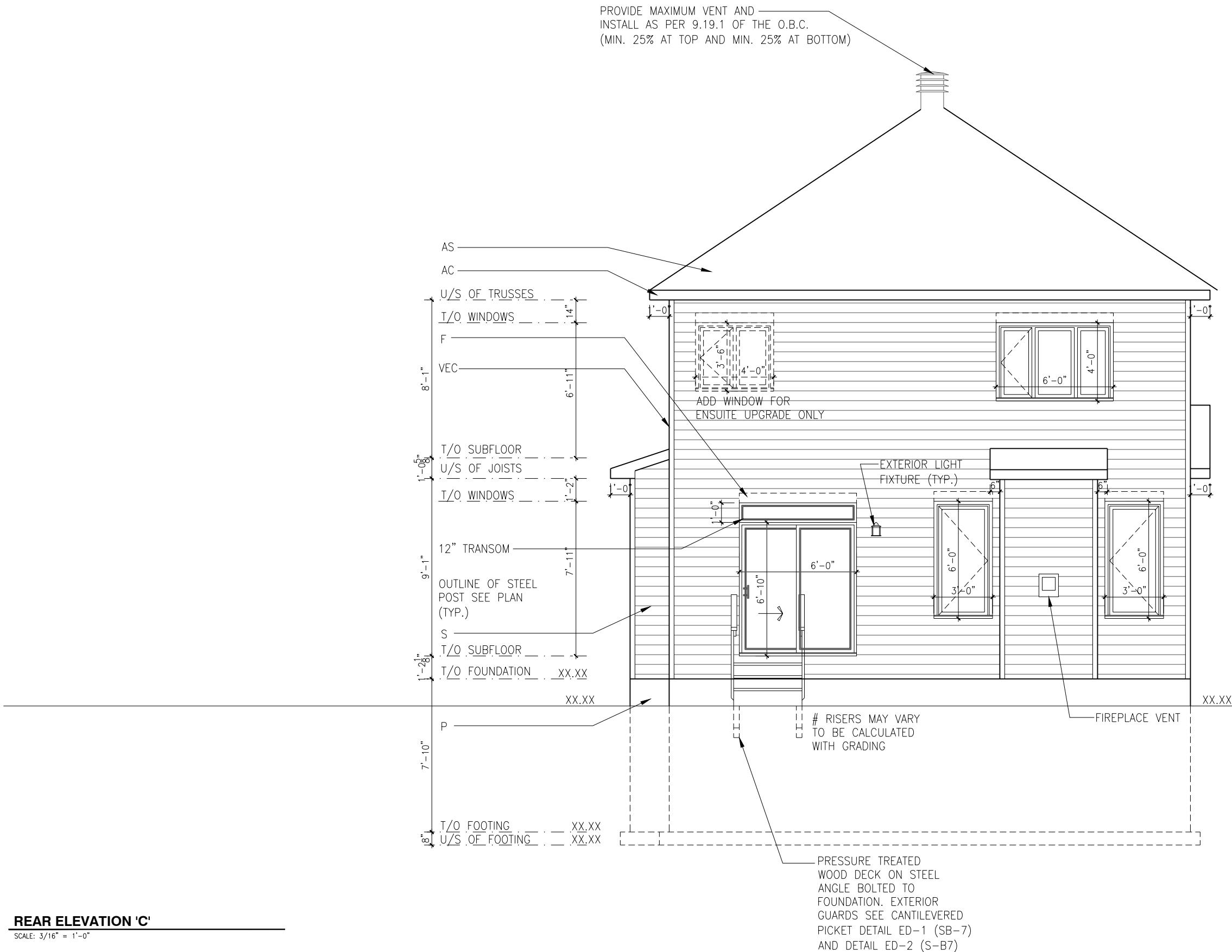
2012 O.B.C. DRAWINGS

DRAWING: LEFT ELEVATION 'C'

ADDRESS: XX | SCALE: 3/16" = 1'-0" | DATE: XX/XX/XXXX

830 - THE BUTLER
2018 FOOTPRINT
(STANDARD DRAWINGS)

SHEET: A3c



REAR ELEVATION 'C'

SCALE: 3/16" = 1'-0"

LOT: XXXX
DATE: XX/XX/XXXX



A - ALL CONTRACTORS SHALL PERFORM THEIR WORK WHETHER DESCRIBED OR NOT, ACCORDING TO THE APPLICABLE BUILDING CODE REQUIREMENTS AND MUNICIPAL REGULATIONS.
B - THE GENERAL CONTRACTOR SHALL CHECK AND VERIFY ALL DIMENSIONS AND REPORT ERRORS AND OMISSIONS TO VALECRAFT'S ARCHITECTURAL DEPARTMENT.
C - NO DIMENSION SHOULD BE SCALED ON DRAWINGS.
D - THE GENERAL CONTRACTOR OR SUB-CONTRACTORS WILL BE HELD RESPONSIBLE FOR ALL WORK DONE ON THE CONSTRUCTION SITE.
E - THIS DRAWING IS TO BE USED IN CONJUNCTION WITH SCHEDULE B-1A AND ANY 680'S AND MAY SHOW ONLY SOME OF THE CHANGES DETAILED ON THAT DOCUMENT. SHOULD THE DRAWINGS NOT SHOW ALL ITEMS CONTAINED ON A SCHEDULE OR MISS OTHER ITEMS ALTOGETHER, THE SCHEDULE IS CONSIDERED THE GOVERNING DOCUMENT.

| | | | |
|--|--------------------------------|------------|----|
| I, DANIEL GUERIN, ARCHITECTURAL MANAGER FOR VALECRAFT HOMES LTD., HAVE REVIEWED THE FOLLOWING DOCUMENTS AND TAKE RESPONSIBILITY FOR THE DESIGN ACTIVITIES. | | | |
| - PERSONAL BCIN #19896 | | | |
| - TARIION REGISTRATION NUMBER #611 | | | |
| ** SEE SIGNED SCHEDULE 1: DESIGNER INFORMATION FORM ** | | | |
| REV-1 | NEW STANDARD DRWG MODIFICATION | 05/02/2019 | VH |
| NO. | DESCRIPTION | DATE | BY |

EXTERIOR FINISH LEGEND:

| | | | |
|-----|---------------------------------|-------|--------------------------|
| B | - BRICK (MAIN) | S | - SIDING (HORIZONTAL) |
| B1 | - BRICK SOLDIER COURSE (ACCENT) | ST | - STONE VENEER |
| B2 | - BRICK SOLDIER COURSE (ACCENT) | T | - TRIM 200mm COVE SIDING |
| | + 20mm PROUD | AF | - ALUMINUM FASCIA |
| B3 | - BRICK SLEEPER COURSE | AC | - ALUMINUM CLADDING |
| B4 | - STACK BOND (ACCENT) | AB | - 48" ALUMINUM BAND |
| B5 | - BRICK SILL (ACCENT) | AS | - ASPHALT SHINGLES |
| B6 | - BRICK ROW LOCK (ACCENT) | F | - FLASHING |
| B7 | - BRICK CORBELLING | V | - ROOF VENT (MAXIMUM) |
| B8 | - BRICK COINING 20mm PROUD | P | - PARGING |
| +20 | - BRICK 20mm PROUD | PC | - PARGING |
| -20 | - BRICK 20mm RECESSED | PCH10 | - PRECAST HEADER 10" |

| | |
|------|----------------------------|
| PCH8 | - PRECAST HEADER 8" |
| PCS | - PRECAST SILL |
| PCB | - PRECAST BAND |
| VS | - VINYL SHAKES |
| VEC | - SIDING (VERTICAL CORNER) |

2012 O.B.C. DRAWINGS

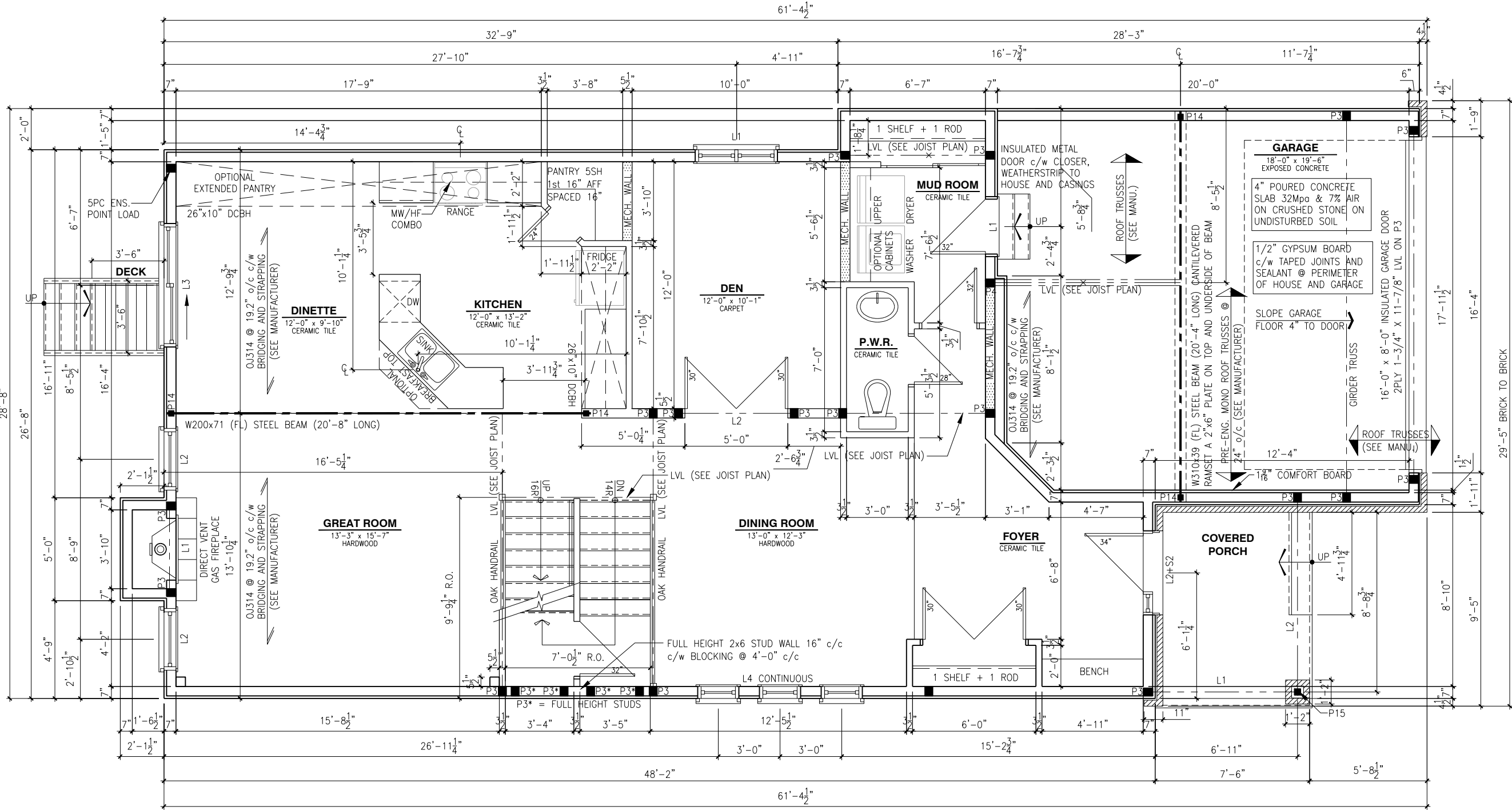
REAR ELEVATION

ADDRESS: XXSCALE: 3/16" = 1'-0"DATE: XX/XX/XXXX

830 - THE BUTLER
2018 FOOTPRINT
(STANDARD DRAWINGS)

A4c

A6c



- NOTES:
- FINISH FLOORING IN BATHROOMS, KITCHEN, LAUNDRY ROOM, GENERAL STORAGE AREAS AND ENTRANCES SHALL BE WATER RESISTANT;
 - INSTALL STUD REINFORCEMENT TO PERMIT THE FUTURE INSTALLATION OF GRAB BAR IN MAIN BATHROOM AS PER 9.5.2.3. OF O.B.C. 2012;
 - WINDOW SIZE AND R/O ARE TO BE VALIDATED WITH VALECRAFT HOMES LTD AND THE MANUFACTURER;
 - COORD. FLOOR JOIST, LINTEL, ROOF TRUSS AND POSTS WITH MANUFACTURER SPEC'S AND P.ENG. IN OTHER CASE;
 - COORD. LOCATION OF ALL VENTING UNITS, EXTERIOR LIGHTING, ETC. WITH VALECRAFT HOMES LTD AND MANUFACTURERS.

ROOF AND FLOOR LAYOUT NOTES:

- ROOF AND FLOOR LAYOUT IS A SCHEMATIC LAYOUT TO ASSIST THE TRUSS MANUFACTURER. PROVIDE THE TRUSS MANUFACTURER'S ROOF AND FLOOR LAYOUT FOR BUILDING PERMIT APPLICATION AND FOR THE ON-SITE FRAMING. THE DRAFTING SERVICE OFFICE NEEDS TO BE AWARE OF ANY ALTERNATIVES OR CHANGES REGARDING THE ROOF AND FLOOR'S SCHEMATIC LAYOUT BEFORE THE CONSTRUCTION BEGINS, PROVIDE SUPPORT UNDER GIRDER TRUSS & SOLID BLOCKING DOWN TO FOUNDATION.

GROUND FLOOR PLAN 'C'

SCALE: 3/16" = 1'-0"

LOT: XXXX
DATE: XX/XX/XXXX



A - ALL CONTRACTORS SHALL PERFORM THEIR WORK WHETHER DESCRIBED OR NOT, ACCORDING TO THE APPLICABLE BUILDING CODE REQUIREMENTS AND MUNICIPAL REGULATIONS.
B - THE GENERAL CONTRACTOR SHALL CHECK AND VERIFY ALL DIMENSIONS AND REPORT ERRORS AND OMISSIONS TO VALECRAFT'S ARCHITECTURAL DEPARTMENT.
C - NO DIMENSION SHOULD BE SCALED ON DRAWINGS.
D - THE GENERAL CONTRACTOR OR SUB-CONTRACTORS WILL BE HELD RESPONSIBLE FOR ALL WORK DONE ON THE CONSTRUCTION SITE.
E - THIS DRAWING IS TO BE USED IN CONJUNCTION WITH SCHEDULE B-1A AND ANY 680'S AND MAY SHOW ONLY SOME OF THE CHANGES DETAILED ON THAT DOCUMENT. SHOULD THE DRAWINGS NOT SHOW ALL ITEMS CONTAINED ON A SCHEDULE OR MISS OTHER ITEMS ALTOGETHER, THE SCHEDULE IS CONSIDERED THE GOVERNING DOCUMENT.

I, DANIEL GUERIN, ARCHITECTURAL MANAGER FOR VALECRAFT HOMES LTD., HAVE REVIEWED THE FOLLOWING DOCUMENTS AND TAKE RESPONSIBILITY FOR THE DESIGN ACTIVITIES.

- PERSONAL BCIN #19896
- TARIION REGISTRATION NUMBER #611

** SEE SIGNED SCHEDULE 1: DESIGNER INFORMATION FORM **

| REV | DESCRIPTION | DATE | BY |
|-------|--------------------------------|------------|----|
| REV-1 | NEW STANDARD DRWG MODIFICATION | 05/02/2019 | VH |
| NO. | DESCRIPTION | DATE | BY |

EXTERIOR FINISH LEGEND:

- B - BRICK (MAIN)
B1 - BRICK SOLDIER COURSE (ACCENT)
B2 - BRICK SOLDIER COURSE (ACCENT)
B3 - BRICK SLEEPER COURSE
B4 - STACK BOND (ACCENT)
B5 - BRICK SILL (ACCENT)
B6 - BRICK ROW LOCK (ACCENT)
B7 - BRICK CORBELLING
B8 - BRICK COINING 20mm PROUD
+20 - BRICK 20mm PROUD
-20 - BRICK 20mm RECESSED
- S - SIDING (HORIZONTAL)
ST - STONE VENEER
T - TRIM 200mm COVE SIDING
AF - ALUMINUM FASCIA
AC - ALUMINUM CLADDING
AB - 48" ALUMINUM BAND
AS - ASPHALT SHINGLES
F - FLASHING
V - ROOF VENT (MAXIMUM)
P - PARGING
PC - PARGING
PCH10 - PRECAST HEADER 10"

- PCH8 - PRECAST HEADER 8"
PCS - PRECAST SILL
PCB - PRECAST BAND
VS - VINYL SHAKES
VEC - SIDING (VERTICAL CORNER)

2012 O.B.C. DRAWINGS

DRAWING:

GROUND FLOOR PLAN 'C'

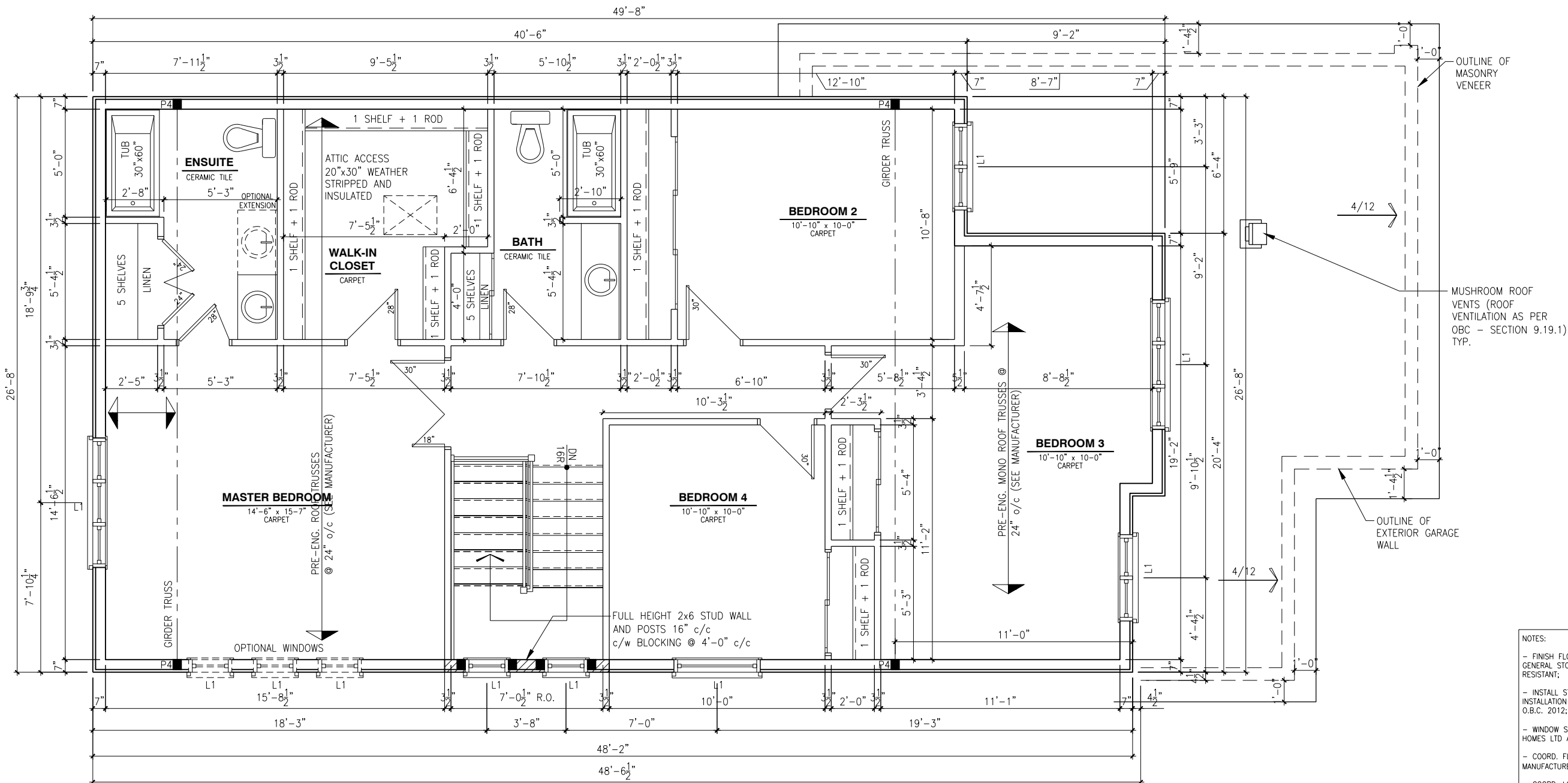
ADDRESS: xx SCALE: 3/16" = 1'-0" DATE: xx/xx/xxxx

830 - THE BUTLER
2018 FOOTPRINT

(STANDARD DRAWINGS)

SHEET:

A7c



NOTES:

- FINISH FLOORING IN BATHROOMS, KITCHEN, LAUNDRY ROOM, GENERAL STORAGE AREAS AND ENTRANCES SHALL BE WATER RESISTANT;
- INSTALL STUD REINFORCEMENT TO PERMIT THE FUTURE INSTALLATION OF GRAB BAR IN MAIN BATHROOM AS PER 9.5.2.3. OF O.B.C. 2012;
- WINDOW SIZE AND R/O ARE TO BE VALIDATED WITH VALECRAFT HOMES LTD AND THE MANUFACTURER;
- COORD. FLOOR JOIST, LINTEL, ROOF TRUSS AND POSTS WITH MANUFACTURER SPEC'S AND P.ENG. IN OTHER CASE;
- COORD. LOCATION OF ALL VENTING UNITS, EXTERIOR LIGHTING, ETC. WITH VALECRAFT HOMES LTD AND MANUFACTURERS.

ROOF AND FLOOR LAYOUT NOTES:

- ROOF AND FLOOR LAYOUT IS A SCHEMATIC LAYOUT TO ASSIST THE TRUSS MANUFACTURER. PROVIDE THE TRUSS MANUFACTURER'S ROOF AND FLOOR LAYOUT FOR BUILDING PERMIT APPLICATION AND FOR THE ON-SITE FRAMING. THE DRAFTING SERVICE OFFICE NEEDS TO BE AWARE OF ANY ALTERNATIVES OR CHANGES REGARDING THE ROOF AND FLOOR'S SCHEMATIC LAYOUT BEFORE THE CONSTRUCTION BEGINS, PROVIDE SUPPORT UNDER GIRDER TRUSS & SOLID BLOCKING DOWN TO FOUNDATION.

SECOND FLOOR PLAN 'C'

SCALE: 3/16" = 1'-0"

LOT: XXXX
DATE: XX/XX/XXXX



A - ALL CONTRACTORS SHALL PERFORM THEIR WORK WHETHER DESCRIBED OR NOT, ACCORDING TO THE APPLICABLE BUILDING CODE REQUIREMENTS AND MUNICIPAL REGULATIONS.
B - THE GENERAL CONTRACTOR SHALL CHECK AND VERIFY ALL DIMENSIONS AND REPORT ERRORS AND OMISSIONS TO VALECRAFT'S ARCHITECTURAL DEPARTMENT.
C - NO DIMENSION SHOULD BE SCALED ON DRAWINGS.
D - THE GENERAL CONTRACTOR OR SUB-CONTRACTORS WILL BE HELD RESPONSIBLE FOR ALL WORK DONE ON THE CONSTRUCTION SITE.
E - THIS DRAWING IS TO BE USED IN CONJUNCTION WITH SCHEDULE B-1A AND ANY 680'S AND MAY SHOW ONLY SOME OF THE CHANGES DETAILED ON THAT DOCUMENT. SHOULD THE DRAWINGS NOT SHOW ALL ITEMS CONTAINED ON A SCHEDULE OR MISS OTHER ITEMS ALTOGETHER, THE SCHEDULE IS CONSIDERED THE GOVERNING DOCUMENT.

I, DANIEL GUERIN, ARCHITECTURAL MANAGER FOR VALECRAFT HOMES LTD., HAVE REVIEWED THE FOLLOWING DOCUMENTS AND TAKE RESPONSIBILITY FOR THE DESIGN ACTIVITIES.

- PERSONAL BCIN #19896
- TARIION REGISTRATION NUMBER #611

** SEE SIGNED SCHEDULE 1: DESIGNER INFORMATION FORM **

| | | | |
|-------|--------------------------------|------------|----|
| REV-1 | NEW STANDARD DRWG MODIFICATION | 05/02/2019 | VH |
| NO. | DESCRIPTION | DATE | BY |

EXTERIOR FINISH LEGEND:

- B - BRICK (MAIN)
- B1 - BRICK SOLDIER COURSE (ACCENT)
- B2 - BRICK SOLDIER COURSE (ACCENT) + 20mm PROUD
- B3 - BRICK SLEEPER COURSE
- B4 - STACK BOND (ACCENT)
- B5 - BRICK SILL (ACCENT)
- B6 - BRICK ROW LOCK (ACCENT)
- B7 - BRICK CORBELLING
- B8 - BRICK COINING 20mm PROUD
- +20 - BRICK 20mm PROUD
- 20 - BRICK 20mm RECESSED

- S - SIDING (HORIZONTAL)
- ST - STONE VENEER
- T - TRIM 200mm COVE SIDING
- AF - ALUMINUM FASCIA
- AC - ALUMINUM CLADDING
- AB - 48" ALUMINUM BAND
- AS - ASPHALT SHINGLES
- F - FLASHING
- V - ROOF VENT (MAXIMUM)
- P - PARGING
- PC - PARGING
- PCH10 - PRECAST HEADER 10"

- PCH8 - PRECAST HEADER 8"
- PCS - PRECAST SILL
- PCB - PRECAST BAND
- VS - VINYL SHAKES
- VEC - SIDING (VERTICAL CORNER)

2012 O.B.C. DRAWINGS

DRAWING: SECOND FLOOR PLAN 'C'

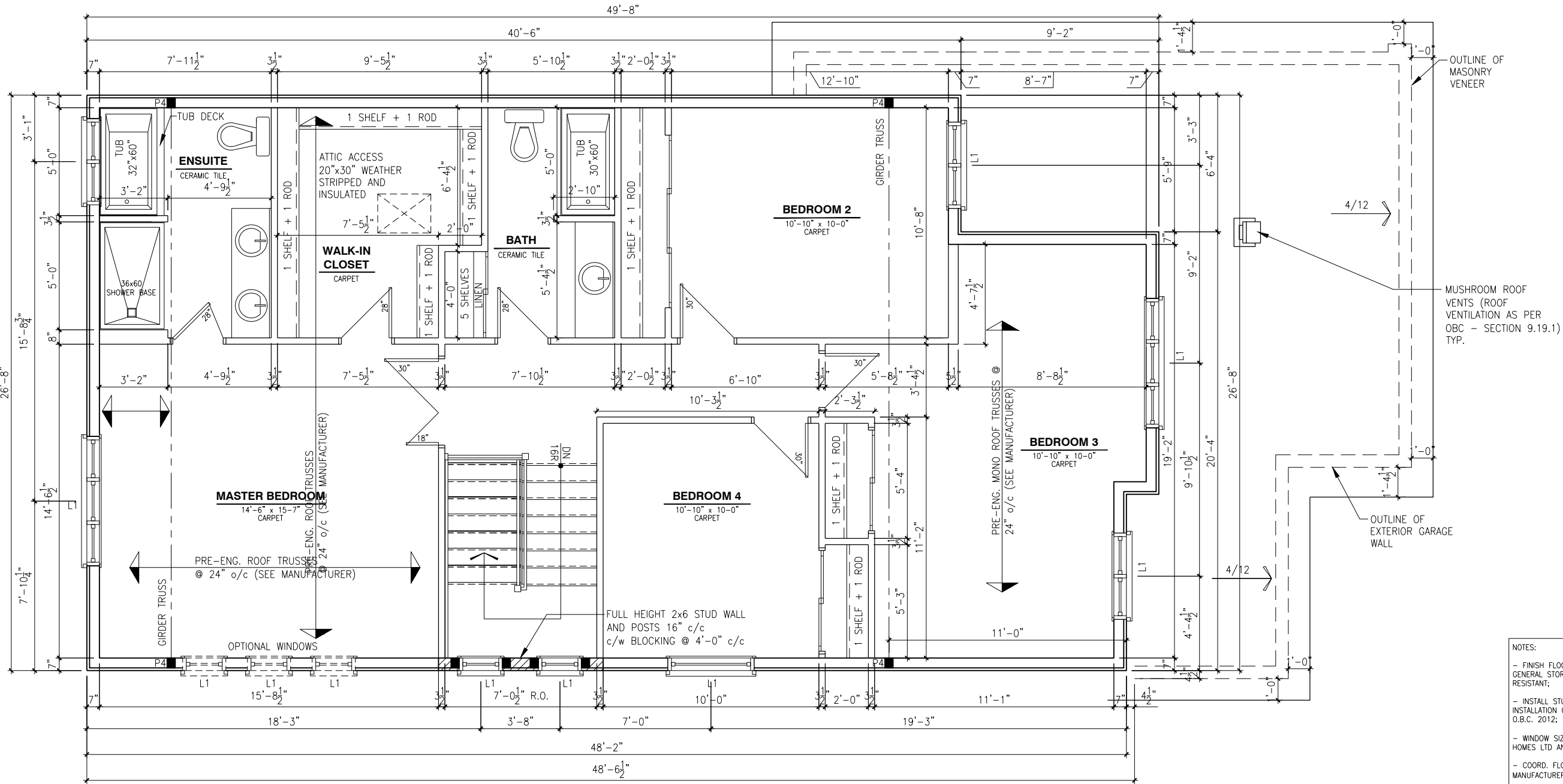
ADDRESS: XX SCALE: 3/16" = 1'-0" DATE: XX/XX/XXXX

830 - THE BUTLER
2018 FOOTPRINT

(STANDARD DRAWINGS)

SHEET:

A8c



- NOTES:
- FINISH FLOORING IN BATHROOMS, KITCHEN, LAUNDRY ROOM, GENERAL STORAGE AREAS AND ENTRANCES SHALL BE WATER RESISTANT;
 - INSTALL STUD REINFORCEMENT TO PERMIT THE FUTURE INSTALLATION OF GRAB BAR IN MAIN BATHROOM AS PER 9.5.2.3. OF O.B.C. 2012;
 - WINDOW SIZE AND R/O ARE TO BE VALIDATED WITH VALECRAFT HOMES LTD AND THE MANUFACTURER;
 - COORD. FLOOR JOIST, LINTEL, ROOF TRUSS AND POSTS WITH MANUFACTURER SPEC'S AND P.ENG. IN OTHER CASE;
 - COORD. LOCATION OF ALL VENTING UNITS, EXTERIOR LIGHTING, ETC. WITH VALECRAFT HOMES LTD AND MANUFACTURERS.

ROOF AND FLOOR LAYOUT NOTES:

- ROOF AND FLOOR LAYOUT IS A SCHEMATIC LAYOUT TO ASSIST THE TRUSS MANUFACTURER. PROVIDE THE TRUSS MANUFACTURER'S ROOF AND FLOOR LAYOUT FOR BUILDING PERMIT APPLICATION AND FOR THE ON-SITE FRAMING. THE DRAFTING SERVICE OFFICE NEEDS TO BE AWARE OF ANY ALTERNATIVES OR CHANGES REGARDING THE ROOF AND FLOOR'S SCHEMATIC LAYOUT BEFORE THE CONSTRUCTION BEGINS, PROVIDE SUPPORT UNDER GIRDER TRUSS & SOLID BLOCKING DOWN TO FOUNDATION.

SECOND FLOOR PLAN 'C'

SCALE: 3/16" = 1'-0"

LOT: XXXX
DATE: XX/XX/XXXX



A - ALL CONTRACTORS SHALL PERFORM THEIR WORK WHETHER DESCRIBED OR NOT, ACCORDING TO THE APPLICABLE BUILDING CODE REQUIREMENTS AND MUNICIPAL REGULATIONS.
B - THE GENERAL CONTRACTOR SHALL CHECK AND VERIFY ALL DIMENSIONS AND REPORT ERRORS AND OMISSIONS TO VALECRAFT'S ARCHITECTURAL DEPARTMENT.
C - NO DIMENSION SHOULD BE SCALED ON DRAWINGS.
D - THE GENERAL CONTRACTOR OR SUB-CONTRACTORS WILL BE HELD RESPONSIBLE FOR ALL WORK DONE ON THE CONSTRUCTION SITE.
E - THIS DRAWING IS TO BE USED IN CONJUNCTION WITH SCHEDULE B-1A AND ANY 680'S AND MAY SHOW ONLY SOME OF THE CHANGES DETAILED ON THAT DOCUMENT. SHOULD THE DRAWINGS NOT SHOW ALL ITEMS CONTAINED ON A SCHEDULE OR MISS OTHER ITEMS ALTOGETHER, THE SCHEDULE IS CONSIDERED THE GOVERNING DOCUMENT.

I, DANIEL GUERIN, ARCHITECTURAL MANAGER FOR VALECRAFT HOMES LTD., HAVE REVIEWED THE FOLLOWING DOCUMENTS AND TAKE RESPONSIBILITY FOR THE DESIGN ACTIVITIES.

- PERSONAL BCIN #19896
- TARIION REGISTRATION NUMBER #611

** SEE SIGNED SCHEDULE 1: DESIGNER INFORMATION FORM **

| NO. | DESCRIPTION | DATE | BY |
|-------|--------------------------------|------------|----|
| REV-1 | NEW STANDARD DRWG MODIFICATION | 05/02/2019 | VH |

EXTERIOR FINISH LEGEND:

- B - BRICK (MAIN)
- B1 - BRICK SOLDIER COURSE (ACCENT)
- B2 - BRICK SOLDIER COURSE (ACCENT)
- + 20mm PROUD
- B3 - BRICK SLEEPER COURSE
- B4 - STACK BOND (ACCENT)
- B5 - BRICK SILL (ACCENT)
- B6 - BRICK ROW LOCK (ACCENT)
- B7 - BRICK CORBELLING
- B8 - BRICK COINING 20mm PROUD
- +20 - BRICK 20mm PROUD
- 20 - BRICK 20mm RECESSED

- S - SIDING (HORIZONTAL)
- ST - STONE VENEER
- T - TRIM 200mm COVE SIDING
- AF - ALUMINUM FASCIA
- AC - ALUMINUM CLADDING
- AB - 48" ALUMINUM BAND
- AS - ASPHALT SHINGLES
- F - FLASHING
- V - ROOF VENT (MAXIMUM)
- P - PARGING
- PC - PARGING
- PCH10 - PRECAST HEADER 10"

- PCH8 - PRECAST HEADER 8"
- PCS - PRECAST SILL
- PCB - PRECAST BAND
- VS - VINYL SHAKES
- VEC - SIDING (VERTICAL CORNER)

2012 O.B.C. DRAWINGS

DRAWING: SECOND FLOOR PLAN 'C'

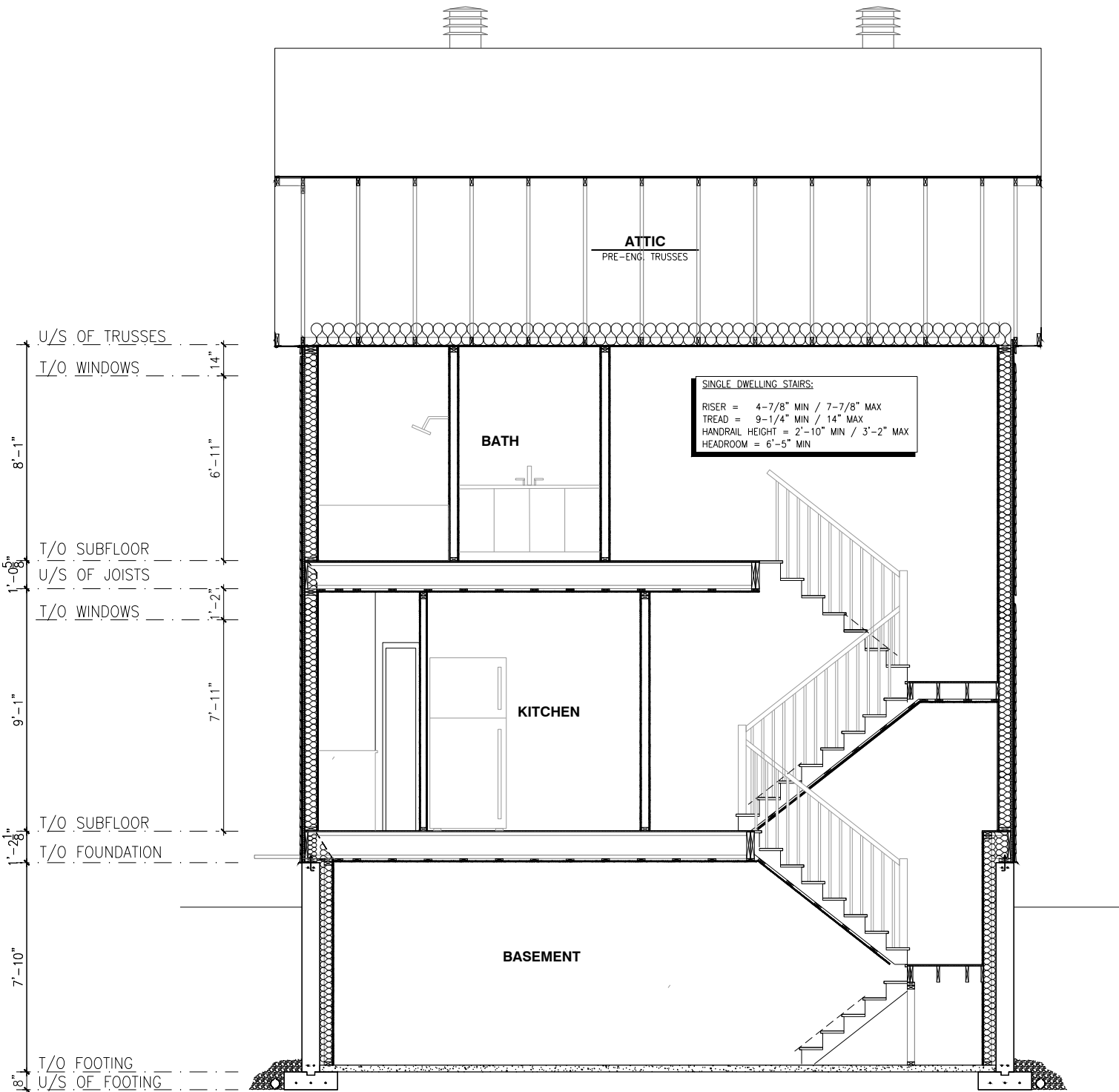
ADDRESS: xx SCALE: 3/16" = 1'-0" DATE: xx/xx/xxxx

830 - THE BUTLER
2018 FOOTPRINT

(STANDARD DRAWINGS)

SHEET:

A8c



- NOTES:
- FINISH FLOORING IN BATHROOMS, KITCHEN, LAUNDRY ROOM, GENERAL STORAGE AREAS AND ENTRANCES SHALL BE WATER RESISTANT;
 - INSTALL STUD REINFORCEMENT TO PERMIT THE FUTURE INSTALLATION OF GRAB BAR IN MAIN BATHROOM AS PER 9.5.2.3. OF O.B.C. 2012;
 - WINDOW SIZE AND R/O ARE TO BE VALIDATED WITH VALECRAFT HOMES LTD AND THE MANUFACTURER;
 - COORD. FLOOR JOIST, LINTEL, ROOF TRUSS AND POSTS WITH MANUFACTURER SPEC'S AND P.ENG. IN OTHER CASE;
 - COORD. LOCATION OF ALL VENTING UNITS, EXTERIOR LIGHTING, ETC. WITH VALECRAFT HOMES LTD AND MANUFACTURERS.

ROOF AND FLOOR LAYOUT NOTES:

- ROOF AND FLOOR LAYOUT IS A SCHEMATIC LAYOUT TO ASSIST THE TRUSS MANUFACTURER. PROVIDE THE TRUSS MANUFACTURER'S ROOF AND FLOOR LAYOUT FOR BUILDING PERMIT APPLICATION AND FOR THE ON-SITE FRAMING. THE DRAFTING SERVICE OFFICE NEEDS TO BE AWARE OF ANY ALTERNATIVES OR CHANGES REGARDING THE ROOF AND FLOOR'S SCHEMATIC LAYOUT BEFORE THE CONSTRUCTION BEGINS. PROVIDE SUPPORT UNDER GIRDER TRUSS & SOLID BLOCKING DOWN TO FOUNDATION.

SECTION

SCALE: 3/16" = 1'-0"

LOT: XXXX
DATE: XX/XX/XXXX



A - ALL CONTRACTORS SHALL PERFORM THEIR WORK WHETHER DESCRIBED OR NOT, ACCORDING TO THE APPLICABLE BUILDING CODE REQUIREMENTS AND MUNICIPAL REGULATIONS.
B - THE GENERAL CONTRACTOR SHALL CHECK AND VERIFY ALL DIMENSIONS AND REPORT ERRORS AND OMISSIONS TO VALECRAFT'S ARCHITECTURAL DEPARTMENT.
C - NO DIMENSION SHOULD BE SCALED ON DRAWINGS.
D - THE GENERAL CONTRACTOR OR SUB-CONTRACTORS WILL BE HELD RESPONSIBLE FOR ALL WORK DONE ON THE CONSTRUCTION SITE.
E - THIS DRAWING IS TO BE USED IN CONJUNCTION WITH SCHEDULE B-1A AND ANY 680'S AND MAY SHOW ONLY SOME OF THE CHANGES DETAILED ON THAT DOCUMENT. SHOULD THE DRAWINGS NOT SHOW ALL ITEMS CONTAINED ON A SCHEDULE OR MISS OTHER ITEMS ALTOGETHER, THE SCHEDULE IS CONSIDERED THE GOVERNING DOCUMENT.

I, DANIEL GUERIN, ARCHITECTURAL MANAGER FOR VALECRAFT HOMES LTD., HAVE REVIEWED THE FOLLOWING DOCUMENTS AND TAKE RESPONSIBILITY FOR THE DESIGN ACTIVITIES.

- PERSONAL BCIN #19896
- TARIION REGISTRATION NUMBER #611

** SEE SIGNED SCHEDULE 1: DESIGNER INFORMATION FORM **

| REV-1 | NO. | DESCRIPTION | DATE | BY |
|-------|-----|--------------------------------|------------|----|
| 1 | 1 | NEW STANDARD DRWG MODIFICATION | 05/02/2019 | VH |

EXTERIOR FINISH LEGEND:

- B - BRICK (MAIN)
- B1 - BRICK SOLDIER COURSE (ACCENT)
- B2 - BRICK SOLDIER COURSE (ACCENT) + 20mm PROUD
- B3 - BRICK SLEEPER COURSE
- B4 - STACK BOND (ACCENT)
- B5 - BRICK SILL (ACCENT)
- B6 - BRICK ROW LOCK (ACCENT)
- B7 - BRICK CORBELLING
- B8 - BRICK COINING 20mm PROUD
- +20 - BRICK 20mm PROUD
- 20 - BRICK 20mm RECESSED

- S - SIDING (HORIZONTAL)
- ST - STONE VENEER
- T - TRIM 200mm COVE SIDING
- AF - ALUMINUM FASCIA
- AC - ALUMINUM CLADDING
- AB - 48" ALUMINUM BAND
- AS - ASPHALT SHINGLES
- F - FLASHING
- V - ROOF VENT (MAXIMUM)
- P - PARGING
- PC - PARGING
- PCH10 - PRECAST HEADER 10"

- PCH8 - PRECAST HEADER 8"
- PCS - PRECAST SILL
- PCB - PRECAST BAND
- VS - VINYL SHAKES
- VEC - SIDING (VERTICAL CORNER)

2012 O.B.C. DRAWINGS

DRAWING:

SECTION

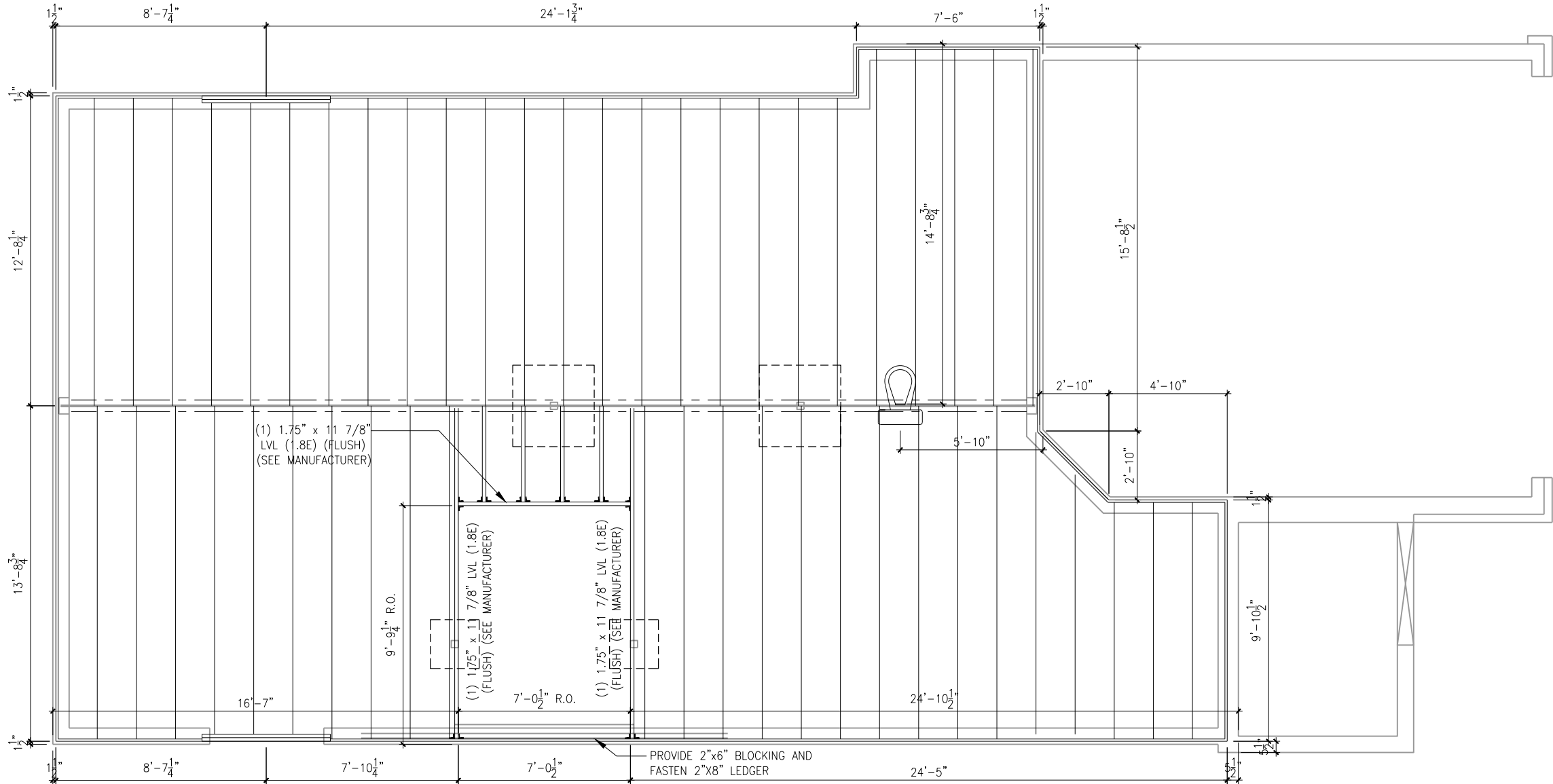
ADDRESS: XX SCALE: 3/16" = 1'-0" DATE: XX/XX/XXXX

830 - THE BUTLER
2018 FOOTPRINT

(STANDARD DRAWINGS)

SHEET:

S1



NOTES:

- FINISH FLOORING IN BATHROOMS, KITCHEN, LAUNDRY ROOM, GENERAL STORAGE AREAS AND ENTRANCES SHALL BE WATER RESISTANT;
- INSTALL STUD REINFORCEMENT TO PERMIT THE FUTURE INSTALLATION OF GRAB BAR IN MAIN BATHROOM AS PER 9.5.2.3. OF O.B.C. 2012;
- WINDOW SIZE AND R/O ARE TO BE VALIDATED WITH VALECRAFT HOMES LTD AND THE MANUFACTURER;
- COORD. FLOOR JOIST, LINTEL, ROOF TRUSS AND POSTS WITH MANUFACTURER SPEC'S AND P.ENG. IN OTHER CASE;
- COORD. LOCATION OF ALL VENTING UNITS, EXTERIOR LIGHTING, ETC. WITH VALECRAFT HOMES LTD AND MANUFACTURERS.

ROOF AND FLOOR LAYOUT NOTES:

- ROOF AND FLOOR LAYOUT IS A SCHEMATIC LAYOUT TO ASSIST THE TRUSS MANUFACTURER. PROVIDE THE TRUSS MANUFACTURER'S ROOF AND FLOOR LAYOUT FOR BUILDING PERMIT APPLICATION AND FOR THE ON-SITE FRAMING. THE DRAFTING SERVICE OFFICE NEEDS TO BE AWARE OF ANY ALTERNATIVES OR CHANGES REGARDING THE ROOF AND FLOOR'S SCHEMATIC LAYOUT BEFORE THE CONSTRUCTION BEGINS. PROVIDE SUPPORT UNDER GIRDER TRUSS & SOLID BLOCKING DOWN TO FOUNDATION.

GROUND FLOOR JOIST LAYOUT

SCALE: 3/16" = 1'-0"

LOT: XXXX
DATE: XX/XX/XXXX



A - ALL CONTRACTORS SHALL PERFORM THEIR WORK WHETHER DESCRIBED OR NOT, ACCORDING TO THE APPLICABLE BUILDING CODE REQUIREMENTS AND MUNICIPAL REGULATIONS.
B - THE GENERAL CONTRACTOR SHALL CHECK AND VERIFY ALL DIMENSIONS AND REPORT ERRORS AND OMISSIONS TO VALECRAFT'S ARCHITECTURAL DEPARTMENT.
C - NO DIMENSION SHOULD BE SCALED ON DRAWINGS.
D - THE GENERAL CONTRACTOR OR SUB-CONTRACTORS WILL BE HELD RESPONSIBLE FOR ALL WORK DONE ON THE CONSTRUCTION SITE.
E - THIS DRAWING IS TO BE USED IN CONJUNCTION WITH SCHEDULE B-1A AND ANY 680'S AND MAY SHOW ONLY SOME OF THE CHANGES DETAILED ON THAT DOCUMENT. SHOULD THE DRAWINGS NOT SHOW ALL ITEMS CONTAINED ON A SCHEDULE OR MISS OTHER ITEMS ALTOGETHER, THE SCHEDULE IS CONSIDERED THE GOVERNING DOCUMENT.

I, DANIEL GUERIN, ARCHITECTURAL MANAGER FOR VALECRAFT HOMES LTD., HAVE REVIEWED THE FOLLOWING DOCUMENTS AND TAKE RESPONSIBILITY FOR THE DESIGN ACTIVITIES.

- PERSONAL BCIN #19896
- TARIION REGISTRATION NUMBER #611

** SEE SIGNED SCHEDULE 1: DESIGNER INFORMATION FORM **

| | | | |
|-------|--------------------------------|------------|----|
| | | | |
| | | | |
| | | | |
| | | | |
| REV-1 | NEW STANDARD DRWG MODIFICATION | 05/02/2019 | VH |
| NO. | DESCRIPTION | DATE | BY |

EXTERIOR FINISH LEGEND:

- B - BRICK (MAIN)
- B1 - BRICK SOLDIER COURSE (ACCENT)
- B2 - BRICK SOLDIER COURSE (ACCENT)
- + 20mm PROUD
- B3 - BRICK SLEEPER COURSE
- B4 - STACK BOND (ACCENT)
- B5 - BRICK SILL (ACCENT)
- B6 - BRICK ROW LOCK (ACCENT)
- B7 - BRICK CORBELLING
- B8 - BRICK COINING 20mm PROUD
- +20 - BRICK 20mm PROUD
- 20 - BRICK 20mm RECESSED

- S - SIDING (HORIZONTAL)
- ST - STONE VENEER
- T - TRIM 200mm COVE SIDING
- AF - ALUMINUM FASCIA
- AC - ALUMINUM CLADDING
- AB - 48" ALUMINUM BAND
- AS - ASPHALT SHINGLES
- F - FLASHING
- V - ROOF VENT (MAXIMUM)
- P - PARGING
- PC - PARGING
- PCH10 - PRECAST HEADER 10"

- PCH8 - PRECAST HEADER 8"
- PCS - PRECAST SILL
- PCB - PRECAST BAND
- VS - VINYL SHAKES
- VEC - SIDING (VERTICAL CORNER)

2012 O.B.C. DRAWINGS

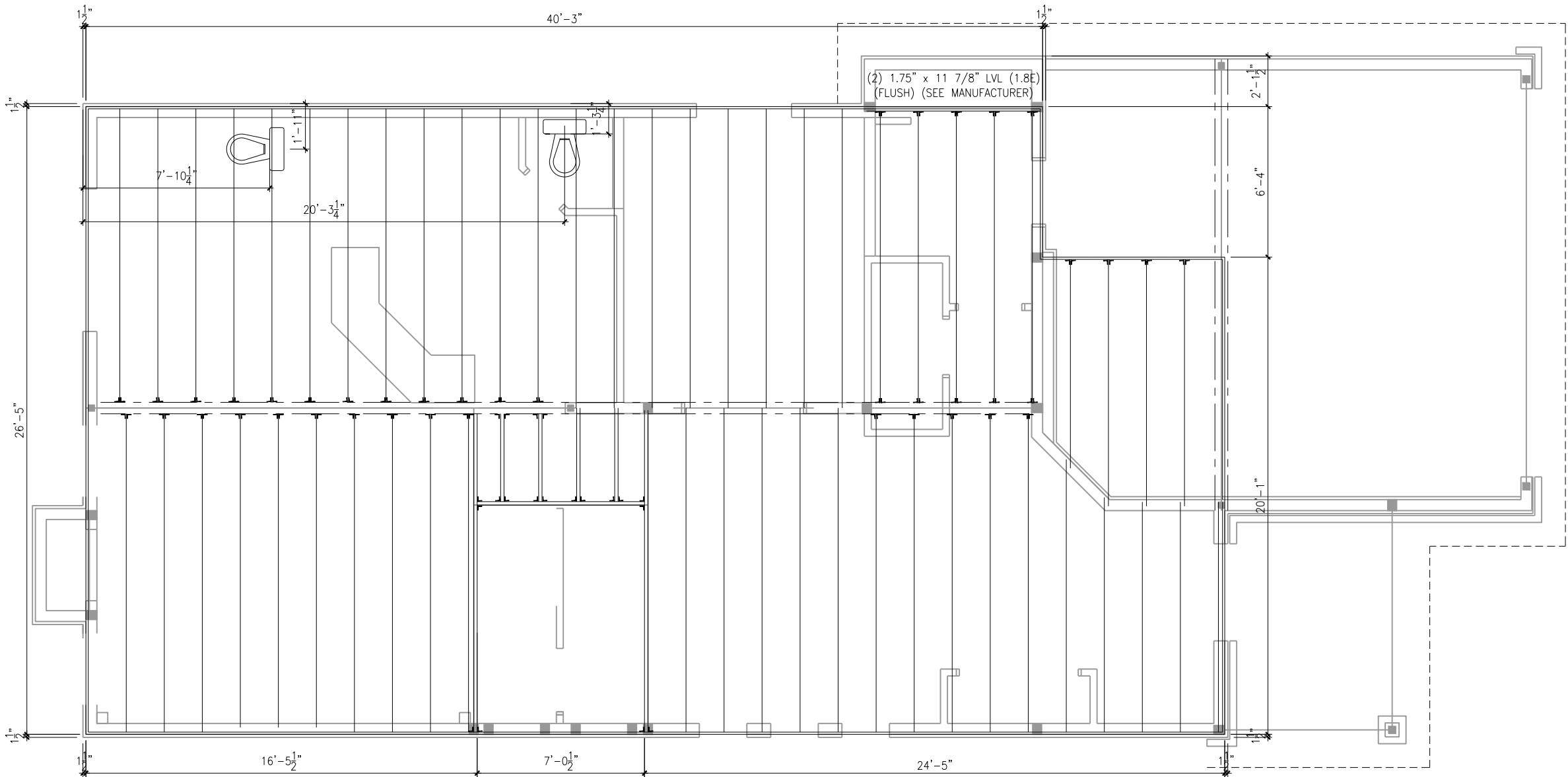
DRAWING: **GROUND FLOOR JOIST LAYOUT "A,B,C"**

ADDRESS: xx SCALE: 3/16" = 1'-0" DATE: xx/xx/xxxx

830 - THE BUTLER
2018 FOOTPRINT

(STANDARD DRAWINGS)

SHEET:
A9



NOTES:

- FINISH FLOORING IN BATHROOMS, KITCHEN, LAUNDRY ROOM, GENERAL STORAGE AREAS AND ENTRANCES SHALL BE WATER RESISTANT;
- INSTALL STUD REINFORCEMENT TO PERMIT THE FUTURE INSTALLATION OF GRAB BAR IN MAIN BATHROOM AS PER 9.5.2.3. OF O.B.C. 2012;
- WINDOW SIZE AND R/O ARE TO BE VALIDATED WITH VALECRAFT HOMES LTD AND THE MANUFACTURER;
- COORD. FLOOR JOIST, LINTEL, ROOF TRUSS AND POSTS WITH MANUFACTURER SPEC'S AND P.ENG. IN OTHER CASE;
- COORD. LOCATION OF ALL VENTING UNITS, EXTERIOR LIGHTING, ETC. WITH VALECRAFT HOMES LTD AND MANUFACTURERS.

ROOF AND FLOOR LAYOUT NOTES:

- ROOF AND FLOOR LAYOUT IS A SCHEMATIC LAYOUT TO ASSIST THE TRUSS MANUFACTURER. PROVIDE THE TRUSS MANUFACTURER'S ROOF AND FLOOR LAYOUT FOR BUILDING PERMIT APPLICATION AND FOR THE ON-SITE FRAMING. THE DRAFTING SERVICE OFFICE NEEDS TO BE AWARE OF ANY ALTERNATIVES OR CHANGES REGARDING THE ROOF AND FLOOR'S SCHEMATIC LAYOUT BEFORE THE CONSTRUCTION BEGINS. PROVIDE SUPPORT UNDER GIRDER TRUSS & SOLID BLOCKING DOWN TO FOUNDATION.

SECOND FLOOR JOIST LAYOUT

SCALE: 3/16" = 1'-0"

LOT: XXXX
DATE: XX/XX/XXXX



A - ALL CONTRACTORS SHALL PERFORM THEIR WORK WHETHER DESCRIBED OR NOT, ACCORDING TO THE APPLICABLE BUILDING CODE REQUIREMENTS AND MUNICIPAL REGULATIONS.
B - THE GENERAL CONTRACTOR SHALL CHECK AND VERIFY ALL DIMENSIONS AND REPORT ERRORS AND OMISSIONS TO VALECRAFT'S ARCHITECTURAL DEPARTMENT.
C - NO DIMENSION SHOULD BE SCALED ON DRAWINGS.
D - THE GENERAL CONTRACTOR OR SUB-CONTRACTORS WILL BE HELD RESPONSIBLE FOR ALL WORK DONE ON THE CONSTRUCTION SITE.
E - THIS DRAWING IS TO BE USED IN CONJUNCTION WITH SCHEDULE B-1A AND ANY 680'S AND MAY SHOW ONLY SOME OF THE CHANGES DETAILED ON THAT DOCUMENT. SHOULD THE DRAWINGS NOT SHOW ALL ITEMS CONTAINED ON A SCHEDULE OR MISS OTHER ITEMS ALTOGETHER, THE SCHEDULE IS CONSIDERED THE GOVERNING DOCUMENT.

| | | | |
|--|--------------------------------|------------|----|
| I, <u>DANIEL GUERIN</u> , ARCHITECTURAL MANAGER FOR VALECRAFT HOMES LTD., HAVE REVIEWED THE FOLLOWING DOCUMENTS AND TAKE RESPONSIBILITY FOR THE DESIGN ACTIVITIES. | | | |
| - PERSONAL BCIN #19896 | | | |
| - TARIION REGISTRATION NUMBER #611 | | | |
| ** SEE SIGNED SCHEDULE 1: DESIGNER INFORMATION FORM ** | | | |
| | | | |
| | | | |
| | | | |
| | | | |
| | | | |
| | | | |
| REV-1 | NEW STANDARD DRWG MODIFICATION | 05/02/2019 | VH |
| NO. | DESCRIPTION | DATE | BY |

EXTERIOR FINISH LEGEND:

B - BRICK (MAIN)
B1 - BRICK SOLDIER COURSE (ACCENT)
B2 - BRICK SOLDIER COURSE (ACCENT)
+ 20mm PROUD
B3 - BRICK SLEEPER COURSE
B4 - STACK BOND (ACCENT)
B5 - BRICK SILL (ACCENT)
B6 - BRICK ROW LOCK (ACCENT)
B7 - BRICK CORBELLING
B8 - BRICK COINING 20mm PROUD
+20 - BRICK 20mm PROUD
-20 - BRICK 20mm RECESSED

S - SIDING (HORIZONTAL)
ST - STONE VENEER
T - TRIM 200mm COVE SIDING
AF - ALUMINUM FASCIA
AC - ALUMINUM CLADDING
AB - 48" ALUMINUM BAND
AS - ASPHALT SHINGLES
F - FLASHING
V - ROOF VENT (MAXIMUM)
P - PARGING
PC - PARGING
PCH10 - PRECAST HEADER 10"

PCH8 - PRECAST HEADER 8"
PCS - PRECAST SILL
PCB - PRECAST BAND
VS - VINYL SHAKES
VEC - SIDING (VERTICAL CORNER)

2012 O.B.C. DRAWINGS

DRAWING: SECOND FLOOR JOIST LAYOUT "A,B,C"

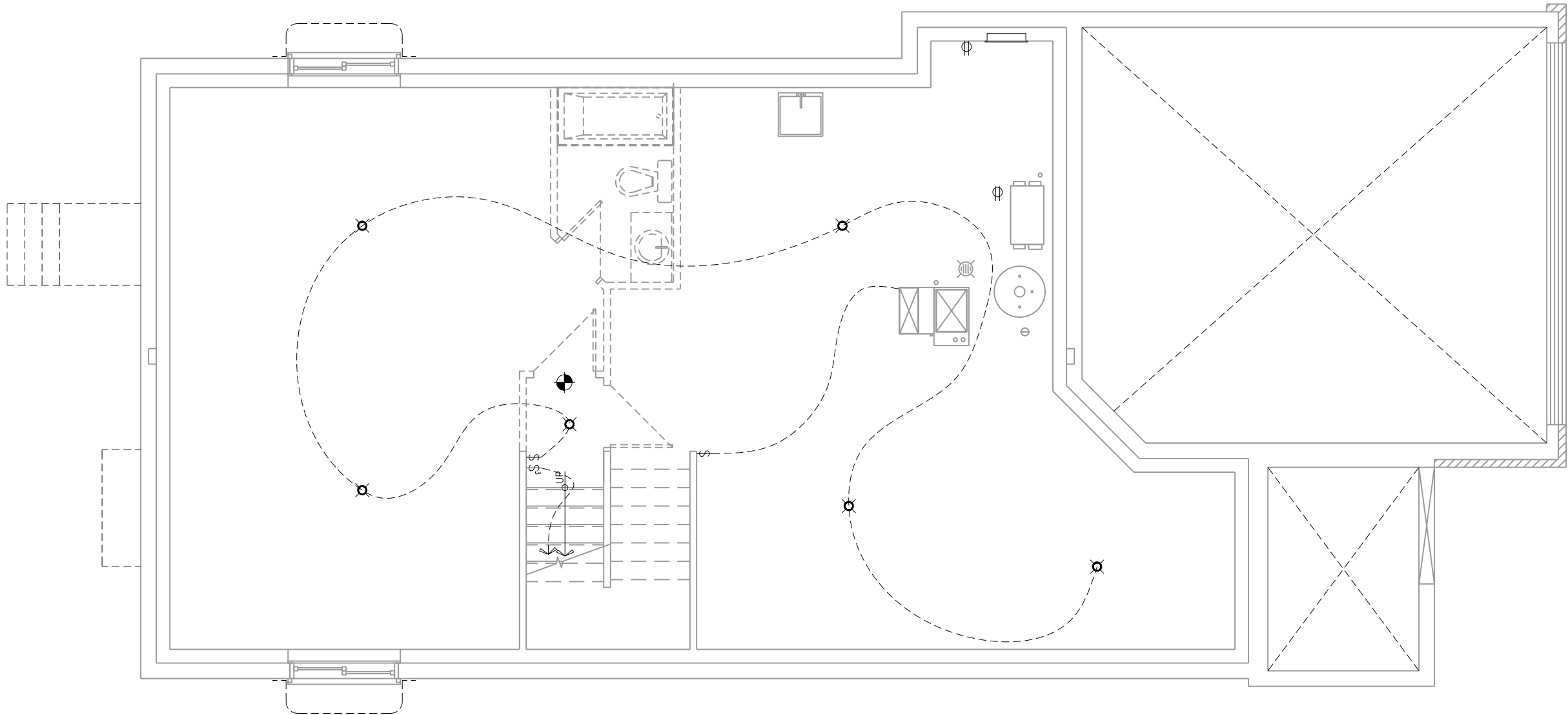
ADDRESS: xx SCALE: 3/16" = 1'-0" DATE: xx/xx/xxxx

830 - THE BUTLER
2018 FOOTPRINT

(STANDARD DRAWINGS)

SHEET:

A10



BASEMENT ELECTRICAL

SCALE: 3/16" = 1'-0"

- NOTES:
- FINISH FLOORING IN BATHROOMS, KITCHEN, LAUNDRY ROOM, GENERAL STORAGE AREAS AND ENTRANCES SHALL BE WATER RESISTANT;
 - INSTALL STUD REINFORCEMENT TO PERMIT THE FUTURE INSTALLATION OF GRAB BAR IN MAIN BATHROOM AS PER 9.5.2.3. OF O.B.C. 2012;
 - WINDOW SIZE AND R/O ARE TO BE VALIDATED WITH VALECRAFT HOMES LTD AND THE MANUFACTURER;
 - COORD. FLOOR JOIST, LINTEL, ROOF TRUSS AND POSTS WITH MANUFACTURER SPEC'S AND P.ENG. IN OTHER CASE;
 - COORD. LOCATION OF ALL VENTING UNITS, EXTERIOR LIGHTING, ETC. WITH VALECRAFT HOMES LTD AND MANUFACTURERS.

- ROOF AND FLOOR LAYOUT NOTES:
- ROOF AND FLOOR LAYOUT IS A SCHEMATIC LAYOUT TO ASSIST THE TRUSS MANUFACTURER. PROVIDE THE TRUSS MANUFACTURER'S ROOF AND FLOOR LAYOUT FOR BUILDING PERMIT APPLICATION AND FOR THE ON-SITE FRAMING. THE DRAFTING SERVICE OFFICE NEEDS TO BE AWARE OF ANY ALTERNATIVES OR CHANGES REGARDING THE ROOF AND FLOOR'S SCHEMATIC LAYOUT BEFORE THE CONSTRUCTION BEGINS. PROVIDE SUPPORT UNDER GIRDER TRUSS & SOLID BLOCKING DOWN TO FOUNDATION.

LOT: XXXX
DATE: XX/XX/XXXX



A - ALL CONTRACTORS SHALL PERFORM THEIR WORK WHETHER DESCRIBED OR NOT, ACCORDING TO THE APPLICABLE BUILDING CODE REQUIREMENTS AND MUNICIPAL REGULATIONS.
B - THE GENERAL CONTRACTOR SHALL CHECK AND VERIFY ALL DIMENSIONS AND REPORT ERRORS AND OMISSIONS TO VALECRAFT'S ARCHITECTURAL DEPARTMENT.
C - NO DIMENSION SHOULD BE SCALED ON DRAWINGS.
D - THE GENERAL CONTRACTOR OR SUB-CONTRACTORS WILL BE HELD RESPONSIBLE FOR ALL WORK DONE ON THE CONSTRUCTION SITE.
E - THIS DRAWING IS TO BE USED IN CONJUNCTION WITH SCHEDULE B-1A AND ANY 680'S AND MAY SHOW ONLY SOME OF THE CHANGES DETAILED ON THAT DOCUMENT. SHOULD THE DRAWINGS NOT SHOW ALL ITEMS CONTAINED ON A SCHEDULE OR MISS OTHER ITEMS ALTOGETHER, THE SCHEDULE IS CONSIDERED THE GOVERNING DOCUMENT.

I, DANIEL GUERIN, ARCHITECTURAL MANAGER FOR VALECRAFT HOMES LTD., HAVE REVIEWED THE FOLLOWING DOCUMENTS AND TAKE RESPONSIBILITY FOR THE DESIGN ACTIVITIES.

- PERSONAL BCIN #19896
- TARIION REGISTRATION NUMBER #611

** SEE SIGNED SCHEDULE 1: DESIGNER INFORMATION FORM **

| | | | |
|-------|--------------------------------|------------|----|
| | | | |
| | | | |
| | | | |
| | | | |
| REV-1 | NEW STANDARD DRWG MODIFICATION | 05/02/2019 | VH |
| NO. | DESCRIPTION | DATE | BY |

EXTERIOR FINISH LEGEND:

- B - BRICK (MAIN)
- B1 - BRICK SOLDIER COURSE (ACCENT)
- B2 - BRICK SOLDIER COURSE (ACCENT)
- B3 - BRICK SLEEPER COURSE
- B4 - STACK BOND (ACCENT)
- B5 - BRICK SILL (ACCENT)
- B6 - BRICK ROW LOCK (ACCENT)
- B7 - BRICK CORBELLING
- B8 - BRICK COINING 20mm PROUD
- +20 - BRICK 20mm PROUD
- 20 - BRICK 20mm RECESSED

- S - SIDING (HORIZONTAL)
- ST - STONE VENEER
- T - TRIM 200mm COVE SIDING
- AF - ALUMINUM FASCIA
- AC - ALUMINUM CLADDING
- AB - 48" ALUMINUM BAND
- AS - ASPHALT SHINGLES
- F - FLASHING
- V - ROOF VENT (MAXIMUM)
- P - PARGING
- PC - PARGING
- PCH10 - PRECAST HEADER 10"

- PCH8 - PRECAST HEADER 8"
- PCS - PRECAST SILL
- PCB - PRECAST BAND
- VS - VINYL SHAKES
- VEC - SIDING (VERTICAL CORNER)

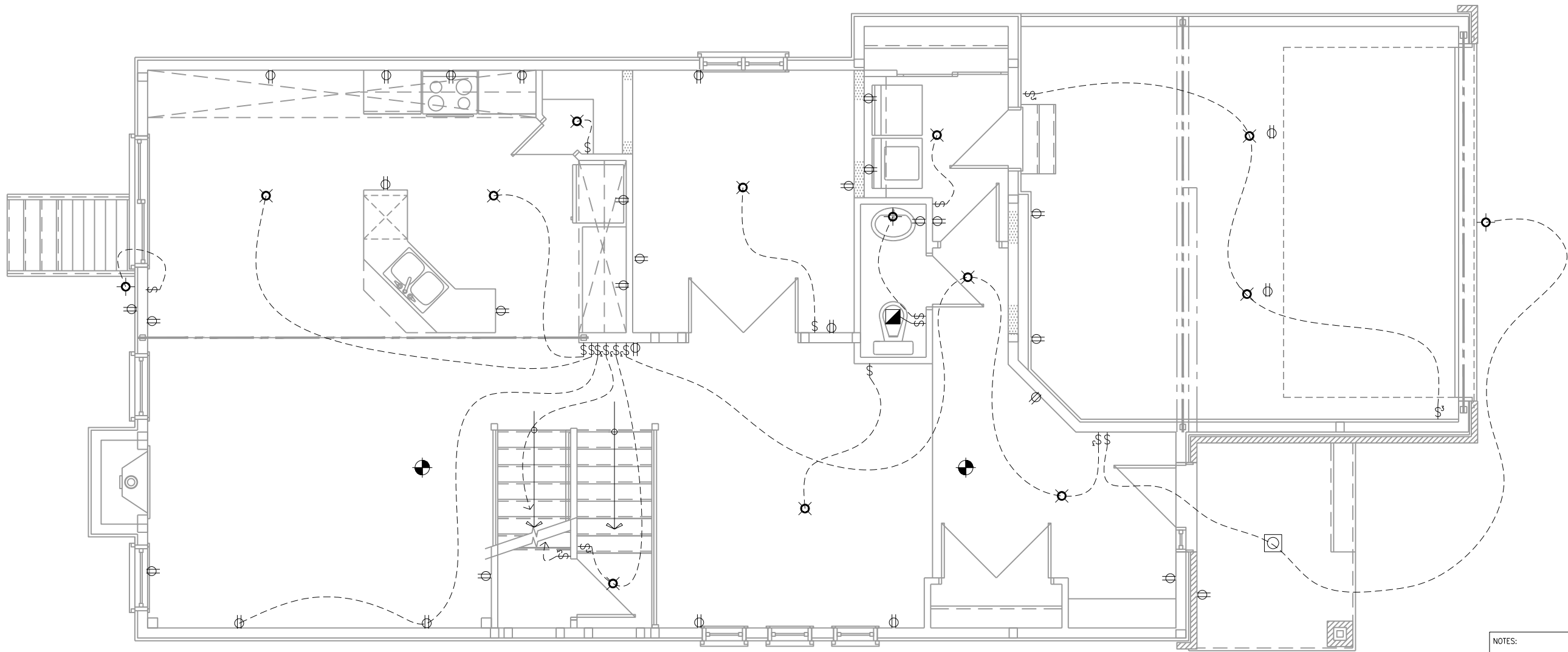
2012 O.B.C. DRAWINGS

DRAWING: **BASEMENT FLOOR ELECTRICAL**

| | | |
|--------------------|-----------------------------|-------------------------|
| ADDRESS: <u>XX</u> | SCALE: <u>3/16" = 1'-0"</u> | DATE: <u>XX/XX/XXXX</u> |
|--------------------|-----------------------------|-------------------------|

830 - THE BUTLER
2018 FOOTPRINT
(STANDARD DRAWINGS)

SHEET: **E00**



GROUND FLOOR ELECTRICAL

SCALE: 3/16" = 1'-0"

- NOTES:
- FINISH FLOORING IN BATHROOMS, KITCHEN, LAUNDRY ROOM, GENERAL STORAGE AREAS AND ENTRANCES SHALL BE WATER RESISTANT;
 - INSTALL STUD REINFORCEMENT TO PERMIT THE FUTURE INSTALLATION OF GRAB BAR IN MAIN BATHROOM AS PER 9.5.2.3. OF O.B.C. 2012;
 - WINDOW SIZE AND R/O ARE TO BE VALIDATED WITH VALECRAFT HOMES LTD AND THE MANUFACTURER;
 - COORD. FLOOR JOIST, LINTEL, ROOF TRUSS AND POSTS WITH MANUFACTURER SPEC'S AND P.ENG. IN OTHER CASE;
 - COORD. LOCATION OF ALL VENTING UNITS, EXTERIOR LIGHTING, ETC. WITH VALECRAFT HOMES LTD AND MANUFACTURERS.

- ROOF AND FLOOR LAYOUT NOTES:
- ROOF AND FLOOR LAYOUT IS A SCHEMATIC LAYOUT TO ASSIST THE TRUSS MANUFACTURER. PROVIDE THE TRUSS MANUFACTURER'S ROOF AND FLOOR LAYOUT FOR BUILDING PERMIT APPLICATION AND FOR THE ON-SITE FRAMING. THE DRAFTING SERVICE OFFICE NEEDS TO BE AWARE OF ANY ALTERNATIVES OR CHANGES REGARDING THE ROOF AND FLOOR'S SCHEMATIC LAYOUT BEFORE THE CONSTRUCTION BEGINS. PROVIDE SUPPORT UNDER GIRDER TRUSS & SOLID BLOCKING DOWN TO FOUNDATION.

LOT: XXXX
DATE: XX/XX/XXXX



A - ALL CONTRACTORS SHALL PERFORM THEIR WORK WHETHER DESCRIBED OR NOT, ACCORDING TO THE APPLICABLE BUILDING CODE REQUIREMENTS AND MUNICIPAL REGULATIONS.
B - THE GENERAL CONTRACTOR SHALL CHECK AND VERIFY ALL DIMENSIONS AND REPORT ERRORS AND OMISSIONS TO VALECRAFT'S ARCHITECTURAL DEPARTMENT.
C - NO DIMENSION SHOULD BE SCALED ON DRAWINGS.
D - THE GENERAL CONTRACTOR OR SUB-CONTRACTORS WILL BE HELD RESPONSIBLE FOR ALL WORK DONE ON THE CONSTRUCTION SITE.
E - THIS DRAWING IS TO BE USED IN CONJUNCTION WITH SCHEDULE B-1A AND ANY 680'S AND MAY SHOW ONLY SOME OF THE CHANGES DETAILED ON THAT DOCUMENT. SHOULD THE DRAWINGS NOT SHOW ALL ITEMS CONTAINED ON A SCHEDULE OR MISS OTHER ITEMS ALTOGETHER, THE SCHEDULE IS CONSIDERED THE GOVERNING DOCUMENT.

| | | | |
|--|--------------------------------|------------|----|
| I, DANIEL GUERIN, ARCHITECTURAL MANAGER FOR VALECRAFT HOMES LTD., HAVE REVIEWED THE FOLLOWING DOCUMENTS AND TAKE RESPONSIBILITY FOR THE DESIGN ACTIVITIES. | | | |
| - PERSONAL BCIN #19896 | | | |
| - TARIION REGISTRATION NUMBER #611 | | | |
| ** SEE SIGNED SCHEDULE 1: DESIGNER INFORMATION FORM ** | | | |
| | | | |
| | | | |
| | | | |
| | | | |
| REV-1 | NEW STANDARD DRWG MODIFICATION | 05/02/2019 | VH |
| NO. | DESCRIPTION | DATE | BY |

EXTERIOR FINISH LEGEND:

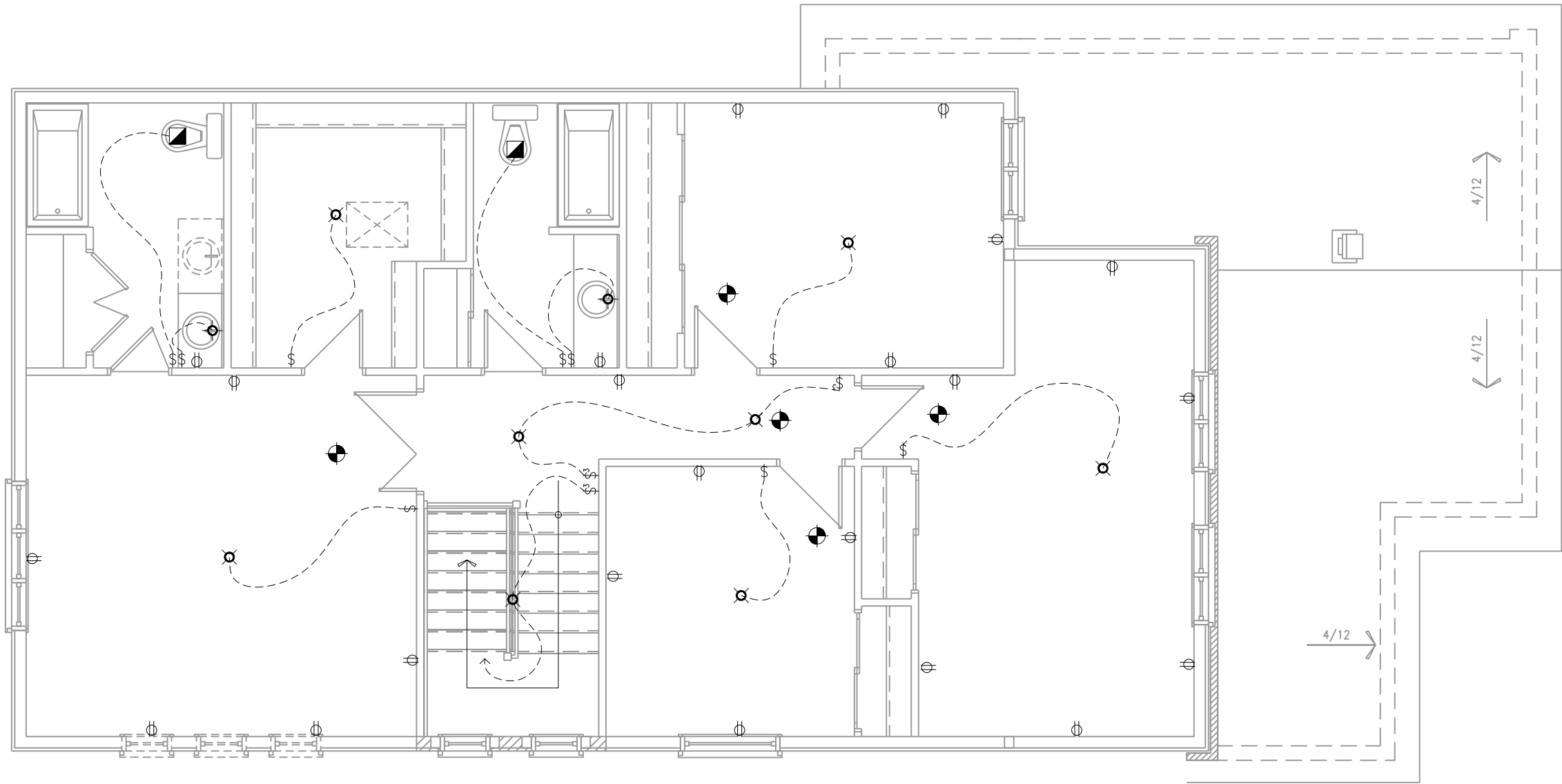
- B - BRICK (MAIN)
- B1 - BRICK SOLDIER COURSE (ACCENT)
- B2 - BRICK SOLDIER COURSE (ACCENT) + 20mm PROUD
- B3 - BRICK SLEEPER COURSE
- B4 - STACK BOND (ACCENT)
- B5 - BRICK SILL (ACCENT)
- B6 - BRICK ROW LOCK (ACCENT)
- B7 - BRICK CORBELLING
- B8 - BRICK CORNING 20mm PROUD
- +20 - BRICK 20mm PROUD
- 20 - BRICK 20mm RECESSED

- S - SIDING (HORIZONTAL)
- ST - STONE VENEER
- T - TRIM 200mm COVE SIDING
- AF - ALUMINUM FASCIA
- AC - ALUMINUM CLADDING
- AB - 48" ALUMINUM BAND
- AS - ASPHALT SHINGLES
- F - FLASHING
- V - ROOF VENT (MAXIMUM)
- P - PARGING
- PC - PARGING
- PCH10 - PRECAST HEADER 10"

- PCH8 - PRECAST HEADER 8"
- PCS - PRECAST SILL
- PCB - PRECAST BAND
- VS - VINYL SHAKES
- VEC - SIDING (VERTICAL CORNER)

2012 O.B.C. DRAWINGS

| | | |
|---|----------------------|-------------------|
| DRAWING: FIRST FLOOR ELECTRICAL | | |
| ADDRESS: XX | SCALE: 3/16" = 1'-0" | DATE: XX/XX/XXXX |
| 830 - THE BUTLER 2018 FOOTPRINT (STANDARD DRAWINGS) | | SHEET: E01 |



NOTES:

- FINISH FLOORING IN BATHROOMS, KITCHEN, LAUNDRY ROOM, GENERAL STORAGE AREAS AND ENTRANCES SHALL BE WATER RESISTANT;
- INSTALL STUD REINFORCEMENT TO PERMIT THE FUTURE INSTALLATION OF GRAB BAR IN MAIN BATHROOM AS PER 9.5.2.3. OF O.B.C. 2012;
- WINDOW SIZE AND R/O ARE TO BE VALIDATED WITH VALECRAFT HOMES LTD AND THE MANUFACTURER;
- COORD. FLOOR JOIST, LINTEL, ROOF TRUSS AND POSTS WITH MANUFACTURER SPEC'S AND P.ENG. IN OTHER CASE;
- COORD. LOCATION OF ALL VENTING UNITS, EXTERIOR LIGHTING, ETC. WITH VALECRAFT HOMES LTD AND MANUFACTURERS.

ROOF AND FLOOR LAYOUT NOTES:

- ROOF AND FLOOR LAYOUT IS A SCHEMATIC LAYOUT TO ASSIST THE TRUSS MANUFACTURER. PROVIDE THE TRUSS MANUFACTURER'S ROOF AND FLOOR LAYOUT FOR BUILDING PERMIT APPLICATION AND FOR THE ON-SITE FRAMING. THE DRAFTING SERVICE OFFICE NEEDS TO BE AWARE OF ANY ALTERNATIVES OR CHANGES REGARDING THE ROOF AND FLOOR'S SCHEMATIC LAYOUT BEFORE THE CONSTRUCTION BEGINS, PROVIDE SUPPORT UNDER GIRDER TRUSS & SOLID BLOCKING DOWN TO FOUNDATION.

SECOND FLOOR ELECTRICAL

SCALE: 3/16" = 1'-0"

LOT: XXXX
DATE: XX/XX/XXXX



A - ALL CONTRACTORS SHALL PERFORM THEIR WORK WHETHER DESCRIBED OR NOT, ACCORDING TO THE APPLICABLE BUILDING CODE REQUIREMENTS AND MUNICIPAL REGULATIONS.
B - THE GENERAL CONTRACTOR SHALL CHECK AND VERIFY ALL DIMENSIONS AND REPORT ERRORS AND OMISSIONS TO VALECRAFT'S ARCHITECTURAL DEPARTMENT.
C - NO DIMENSION SHOULD BE SCALED ON DRAWINGS.
D - THE GENERAL CONTRACTOR OR SUB-CONTRACTORS WILL BE HELD RESPONSIBLE FOR ALL WORK DONE ON THE CONSTRUCTION SITE.
E - THIS DRAWING IS TO BE USED IN CONJUNCTION WITH SCHEDULE B-1A AND ANY 680'S AND MAY SHOW ONLY SOME OF THE CHANGES DETAILED ON THAT DOCUMENT. SHOULD THE DRAWINGS NOT SHOW ALL ITEMS CONTAINED ON A SCHEDULE OR MISS OTHER ITEMS ALTOGETHER, THE SCHEDULE IS CONSIDERED THE GOVERNING DOCUMENT.

I, DANIEL GUERIN, ARCHITECTURAL MANAGER FOR VALECRAFT HOMES LTD., HAVE REVIEWED THE FOLLOWING DOCUMENTS AND TAKE RESPONSIBILITY FOR THE DESIGN ACTIVITIES.

- PERSONAL BCIN #19896
- TARION REGISTRATION NUMBER #611

** SEE SIGNED SCHEDULE 1: DESIGNER INFORMATION FORM **

| REV- | DESCRIPTION | DATE | BY |
|-------|--------------------------------|------------|----|
| REV-1 | NEW STANDARD DRWG MODIFICATION | 05/02/2019 | VH |
| NO. | DESCRIPTION | DATE | BY |

EXTERIOR FINISH LEGEND:

- B - BRICK (MAIN)
- B1 - BRICK SOLDIER COURSE (ACCENT)
- B2 - BRICK SOLDIER COURSE (ACCENT)
- + 20mm PROUD
- B3 - BRICK SLEEPER COURSE
- B4 - STACK BOND (ACCENT)
- B5 - BRICK SILL (ACCENT)
- B6 - BRICK ROW LOCK (ACCENT)
- B7 - BRICK CORBELLING
- B8 - BRICK COINING 20mm PROUD
- +20 - BRICK 20mm PROUD
- 20 - BRICK 20mm RECESSED

- S - SIDING (HORIZONTAL)
- ST - STONE VENEER
- T - TRIM 200mm COVE SIDING
- AF - ALUMINUM FASCIA
- AC - ALUMINUM CLADDING
- AB - 48" ALUMINUM BAND
- AS - ASPHALT SHINGLES
- F - FLASHING
- V - ROOF VENT (MAXIMUM)
- P - PARGING
- PC - PARGING
- PCH10 - PRECAST HEADER 10"

- PCH8 - PRECAST HEADER 8"
- PCS - PRECAST SILL
- PCB - PRECAST BAND
- VS - VINYL SHAKES
- VEC - SIDING (VERTICAL CORNER)

2012 O.B.C. DRAWINGS

DRAWING: **SECOND FLOOR ELECTRICAL**

ADDRESS: xx | SCALE: 3/16" = 1'-0" | DATE: xx/xx/xxxx

830 - THE BUTLER 2018 FOOTPRINT (STANDARD DRAWINGS)

SHEET: **E02**