

Tel: (613) 748-0432
Fax: (613) 748-0355

SITE INSTRUCTIONS











Ref: OR4770 Rev.06

Customer:











Sai Ramakrishna PraveenVarm Patapati & Radhika
Rudraraju

Builder: VALECRAFT HOMES LTD.
Project: Rathwell Landing Singles Ph 2 -
200amp included
Lot: RL290
Closing Date: 11/16/2021

Salesperson: Jason Thompson (OR)
Date: 11/24/2020

Location	Qty	Product / Installation Details	Plan Code
Great Room	1.00	(4) Port Plate - (1) Phone CAT5e & (2) Data CAT5e & (1) Cable RG6 Outlets (4) Port Plate - (1) Phone CAT5e & (2) Data CAT5e & (1) Cable RG6 Outlets - Location as shown on floor plan	
Family Room	1.00	(4) Port Plate - (1) Phone CAT5e & (2) Data CAT5e & (1) Cable RG6 Outlets (4) Port Plate - (1) Phone CAT5e & (2) Data CAT5e & (1) Cable RG6 Outlets - Location as shown on floor plan	
Master Bedroom	1.00	(4) Port Plate - (1) Phone CAT5e & (2) Data CAT5e & (1) Cable RG6 Outlets (4) Port Plate - (1) Phone CAT5e & (2) Data CAT5e & (1) Cable RG6 Outlets - Location as shown on floor plan	
Den	1.00	(4) Port Plate - (1) Phone CAT5e & (2) Data CAT5e & (1) Cable RG6 Outlets (4) Port Plate - (1) Phone CAT5e & (2) Data CAT5e & (1) Cable RG6 Outlets - Location as shown on floor plan	
Bedroom #4	1.00	(4) Port Plate - (1) Phone CAT5e & (2) Data CAT5e & (1) Cable RG6 Outlets (4) Port Plate - (1) Phone CAT5e & (2) Data CAT5e & (1) Cable RG6 Outlets - Location as shown on floor plan	
N/A	1.00	2" PVC Conduit from Basement to Attic 2" PVC Conduit from Basement to Attic	
N/A	1.00	Vacuum Rough-In Outlet Vacuum Rough-In Outlets	
Great Room	1.00	Off-Set 2" Conduit w/ Wall Plates Off-Set 2" Conduit w/ Wall Plates - Location as shown on floor plan - Conduit installed in-wall to conceal wires connected to wall mounted TV - approx 68 inches from floor above fire place	
Garage	1.00	Vacuum Extension Vacuum Extension - Location as shown on floor plan - Extends and connects all vacuum rough-in outlets to one location - Seal vacuum pipe when extended to the garage as per building code	
Kitchen	1.00	Vacuum Pan White (VAC-DI500WH) Vacuum Pan White (VAC-DI500WH) - Location approx as shown on floor plan	

Tel: (613) 748-0432
Fax: (613) 748-0355

Location	Qty	Product / Installation Details	Plan Code
Great Room	2.00	Single Speaker Pre-Wire (16/2 AWG) Single Speaker Pre-Wire (16/2 AWG) - Location as shown on floor plan - Recommended for wire runs of 50 feet or less to speakers with an impedance of 8 ohms	
Great Room	1.00	Master Jack - Speaker wiring unterminated Master Jack - Location as shown on floor plan - Speaker wiring unterminated	
Bedroom #2	1.00	(1) Port Plate - (1) Data CAT5e Outlet (1) Port Plate - (1) Data CAT5e Outlet - Location as shown on floor plan	
Bedroom #3	1.00	(1) Port Plate - (1) Data CAT5e Outlet (1) Port Plate - (1) Data CAT5e Outlet - Location as shown on floor plan	
Foyer	1.00	Vacuum Pan White (VAC-DI500WH) Vacuum Pan White (VAC-DI500WH) - Location approx as shown on floor plan	
Mudroom	1.00	Vacuum Pan White (VAC-DI500WH) Vacuum Pan White (VAC-DI500WH) - Location approx as shown on floor plan	
Powder Room	1.00	Vacuum Pan White (VAC-DI500WH) Vacuum Pan White (VAC-DI500WH) - Location approx as shown on floor plan	
Ensuite Bath	1.00	Vacuum Pan White (VAC-DI500WH) Vacuum Pan White (VAC-DI500WH) - Location approx as shown on floor plan	
Main Bath	1.00	Vacuum Pan White (VAC-DI500WH) Vacuum Pan White (VAC-DI500WH) - Location approx as shown on floor plan	
Family Room	2.00	Single Speaker Pre-Wire (16/2 AWG) Single Speaker Pre-Wire (16/2 AWG) - Location as shown on floor plan - Recommended for wire runs of 50 feet or less to speakers with an impedance of 8 ohms	
Family Room	1.00	Master Jack - Speaker wiring unterminated Master Jack - Location as shown on floor plan - Speaker wiring unterminated	