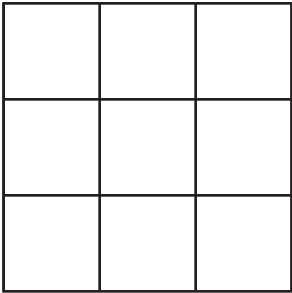




Tile Installation Options

FLOOR TILE

Standard square

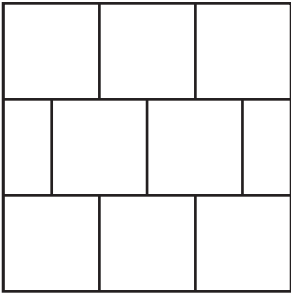


\_\_\_\_\_

\_\_\_\_\_

\_\_\_\_\_

Square brick



\_\_\_\_\_

\_\_\_\_\_

\_\_\_\_\_

Rectangular  
front to back of the house

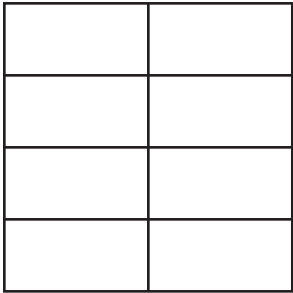


\_\_\_\_\_

\_\_\_\_\_

\_\_\_\_\_

Rectangular  
side to side of the house

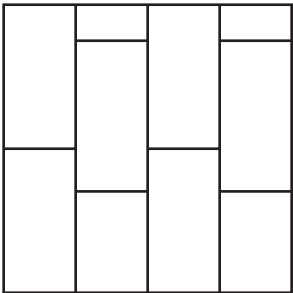


\_\_\_\_\_

\_\_\_\_\_

\_\_\_\_\_

Rectangular 1/3 staggered  
front to back of the house

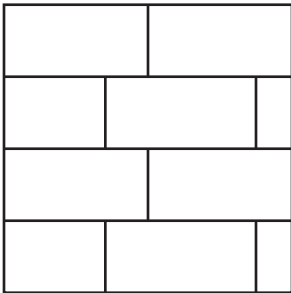


\_\_\_\_\_

\_\_\_\_\_

\_\_\_\_\_

Rectangular 1/3 staggered  
side to side of the house



\_\_\_\_\_

\_\_\_\_\_

\_\_\_\_\_

45 degree



\_\_\_\_\_

\_\_\_\_\_

\_\_\_\_\_

Project: \_\_\_\_\_

Purchaser: \_\_\_\_\_

Plan #: \_\_\_\_\_

Purchaser: \_\_\_\_\_

Lot: \_\_\_\_\_

Date: \_\_\_\_\_

Model: \_\_\_\_\_

Upgrade #: \_\_\_\_\_