





## Tile Installation Options

### FLOOR TILE


Standard square




Square brick



Rectangular  
front to back of the house

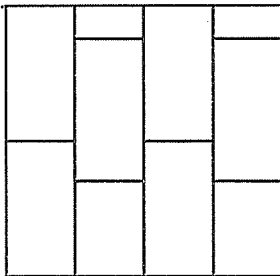


Rectangular  
side to side of the house

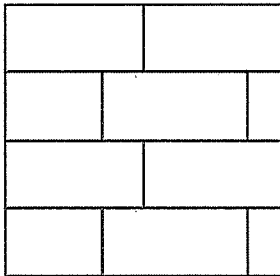


Foyer, Powder Room,  
Laundry Closet,  
Kitchen, Dinette, Main  
Bathroom, 4 Pce Luxury  
Ensuite

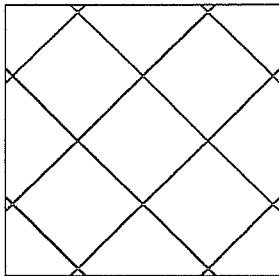
Rectangular 1/3 staggered  
front to back of the house



Rectangular 1/3 staggered  
side to side of the house



45 degree



Project: DV2

Purchaser: \_\_\_\_\_

Plan #: 4M-1290

Purchaser: \_\_\_\_\_

Lot: D20

Date: October 15th, 2019

Model: 110 THOMAS REV. W/O


Upgrade #: 2



## Tile Installation Options

### WALL TILE

Vertical stacked




\_\_\_\_\_

\_\_\_\_\_

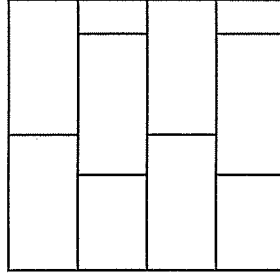
\_\_\_\_\_

Horizontal stacked



Kitchen Backsplash,  
Main Bathroom tub  
surround, 4 Pce Luxury  
Ensuite Tub Deck, Tub  
Backsplash and Shower  
wall

Vertical 1/3 offset brick

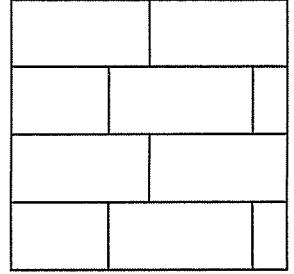


\_\_\_\_\_

\_\_\_\_\_

\_\_\_\_\_

Horizontal 1/3 offset brick

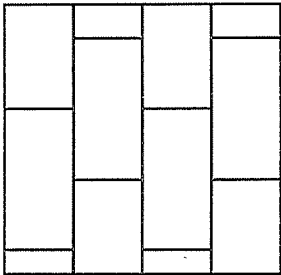


\_\_\_\_\_

\_\_\_\_\_

\_\_\_\_\_

Vertical brick

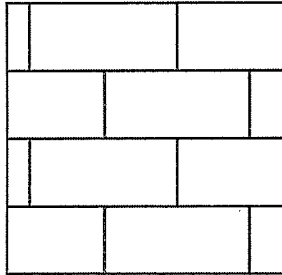


\_\_\_\_\_

\_\_\_\_\_

\_\_\_\_\_

Horizontal brick

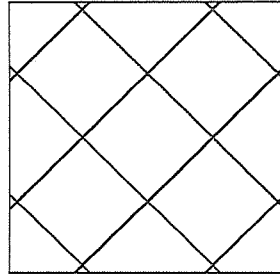


\_\_\_\_\_

\_\_\_\_\_

\_\_\_\_\_

45 degree




\_\_\_\_\_

\_\_\_\_\_

\_\_\_\_\_

Standard square



\_\_\_\_\_

\_\_\_\_\_

\_\_\_\_\_

Project: DV2

Plan #: 4M-1290

Lot: D20

Model: 110 THOMAS REV. W/O

Purchaser: \_\_\_\_\_

Purchaser: \_\_\_\_\_

Date: October 15th, 2019

Upgrade #: 2, 13