

PROVIDE MAXIMUM VENT AND  
INSTALL AS PER 9.19.1 OF THE O.B.C.  
(MIN. 25% AT TOP AND MIN. 25% AT BOTTOM)

**ELEVATION A - FRONT**

SCALE: 3/16" = 1'-0"



I, DANIEL GUERIN, ARCHITECTURAL MANAGER FOR VALECRAFT HOMES LTD., HAVE REVIEWED THE FOLLOWING DOCUMENTS AND TAKE RESPONSIBILITY FOR THE DESIGN ACTIVITIES.  
- PERSONAL BCIN #19896 TARION REGISTRATION NUMBER #611

\*\* SEE SIGNED SCHEDULE 1: DESIGNER INFORMATION FORM \*\*

THIS DRAWING IS TO BE USED IN CONJUNCTION WITH SCHEDULE B-1A AND ANY 680'S AND MAY SHOW ONLY SOME OF THE CHANGES DETAILED ON THAT DOCUMENT. SHOULD THE DRAWINGS NOT SHOW ALL ITEMS CONTAINED ON A SCHEDULE OR MISS OTHER ITEMS ALTOGETHER, THE SCHEDULE IS CONSIDERED THE GOVERNING DOCUMENT.

**EXTERIOR FINISH LEGEND:**

- |     |                                                 |       |                            |
|-----|-------------------------------------------------|-------|----------------------------|
| B   | - BRICK (MAIN)                                  | AF    | - ALUMINUM FASCIA          |
| B1  | - BRICK SOLDIER COURSE (ACCENT)                 | AC    | - ALUMINUM CLADDING        |
| B2  | - BRICK SOLDIER COURSE (ACCENT)<br>+ 20mm PROUD | AB    | - 48" ALUMINUM BAND        |
| B3  | - BRICK SLEEPER COURSE                          | AS    | - ASPHALT SHINGLES         |
| B4  | - STACK BOND (ACCENT)                           | F     | - FLASHING                 |
| B5  | - BRICK SILL (ACCENT)                           | V     | - ROOF VENT (MAXIMUM)      |
| B6  | - BRICK ROW LOCK (ACCENT)                       | P     | - PARGING                  |
| B7  | - BRICK CORBELLING                              | PC    | - PARGING                  |
| B8  | - BRICK COINING 20mm PROUD                      | PCH10 | - PRECAST HEADER 10"       |
| +20 | - BRICK 20mm PROUD                              | PCH8  | - PRECAST HEADER 8"        |
| -20 | - BRICK 20mm RECESSED                           | PCS   | - PRECAST SILL             |
| S   | - SIDING (HORIZONTAL)                           | PCB   | - PRECAST BAND             |
| ST  | - STONE VENEER                                  | VS    | - VINYL SHAKES             |
| T   | - TRIM 200mm COVE SIDING                        | VEC   | - SIDING (VERTICAL CORNER) |

**2012 O.B.C. DRAWINGS  
DRAWING SCHEDULE**

NO.	DESCRIPTION	DATE	BY
REV-2	AS PER STRUCTURAL REVIEW	08/28/2018	VH
REV-1	NEW STANDARD DRWG MODIFICATION	11/02/2018	MP

**LOT: XXXX**  
**DATE: XX/XX/XXXX**

DRAWING: **ELEVATION A - FRONT**

ADDRESS: XX SCALE: 3/16" = 1'-0" DATE: XX/XX/XXXX

**1015 - THE MURRY  
2018 FOOTPRINT**  
(STANDARD DRAWINGS)

SHEET: **A1a**

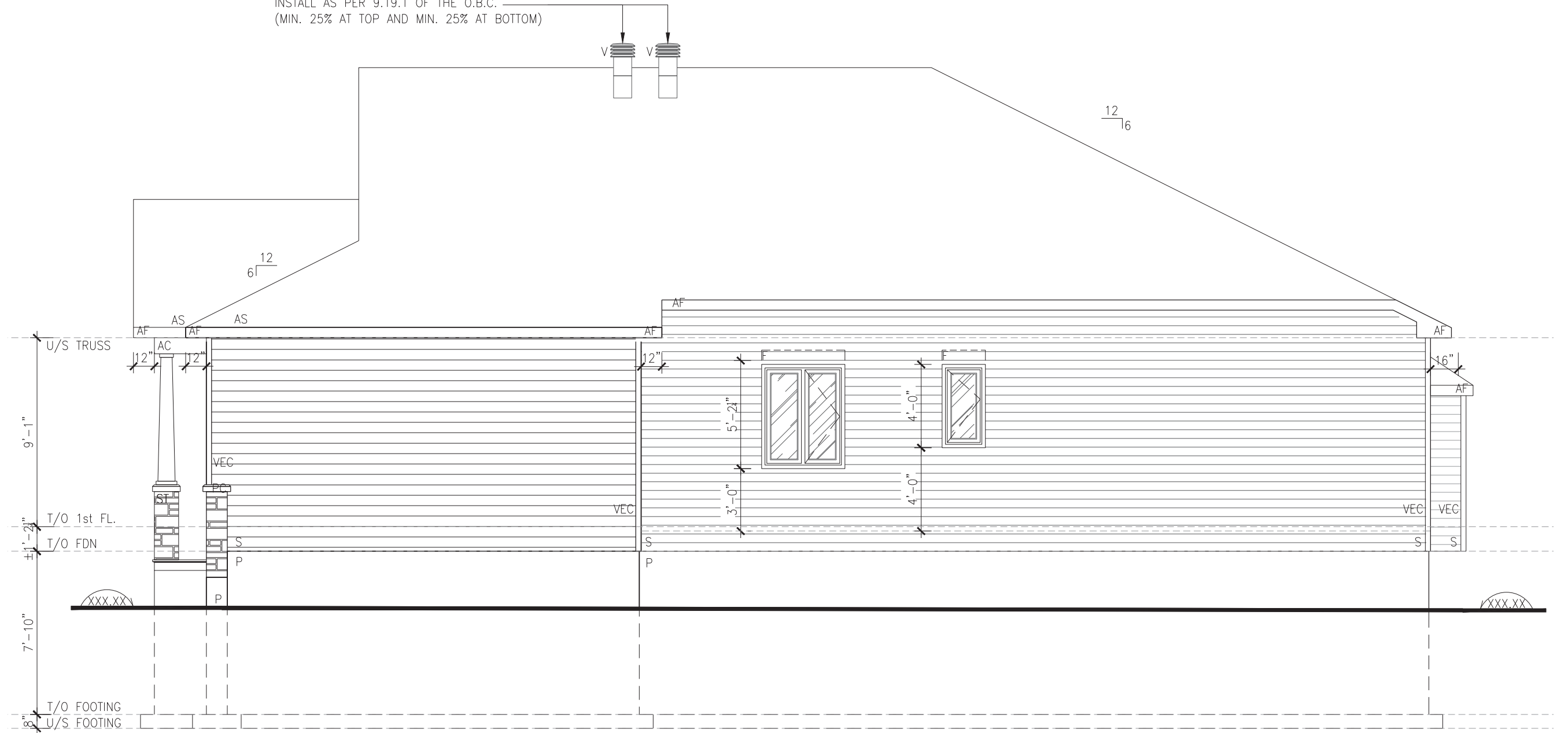
ALL CONTRACTORS SHALL PERFORM THEIR WORK WHETHER DESCRIBED OR NOT, ACCORDING TO THE APPLICABLE BUILDING CODE REQUIREMENTS AND MUNICIPAL REGULATIONS.

THE GENERAL CONTRACTOR SHALL CHECK AND VERIFY ALL DIMENSIONS AND REPORT ERRORS AND OMISSIONS TO VALECRAFT'S ARCHITECTURAL DEPARTMENT.

NO DIMENSION SHOULD BE SCALED ON DRAWINGS.

THE GENERAL CONTRACTOR OR SUB-CONTRACTORS WILL BE HELD RESPONSIBLE FOR ALL WORK DONE ON THE CONSTRUCTION SITE.

PROVIDE MAXIMUM VENT AND  
INSTALL AS PER 9.19.1 OF THE O.B.C.  
(MIN. 25% AT TOP AND MIN. 25% AT BOTTOM)



**ELEVATION A - RIGHT**

SCALE: 3/16" = 1'-0"



I, DANIEL GUERIN, ARCHITECTURAL MANAGER FOR VALECRAFT HOMES LTD., HAVE REVIEWED THE FOLLOWING DOCUMENTS AND TAKE RESPONSIBILITY FOR THE DESIGN ACTIVITIES.

- PERSONAL BCIN #19896 TARION REGISTRATION NUMBER #611

\*\* SEE SIGNED SCHEDULE 1: DESIGNER INFORMATION FORM \*\*

THIS DRAWING IS TO BE USED IN CONJUNCTION WITH SCHEDULE B-1A AND ANY 680'S AND MAY SHOW ONLY SOME OF THE CHANGES DETAILED ON THAT DOCUMENT. SHOULD THE DRAWINGS NOT SHOW ALL ITEMS CONTAINED ON A SCHEDULE OR MISS OTHER ITEMS ALTOGETHER, THE SCHEDULE IS CONSIDERED THE GOVERNING DOCUMENT.

**EXTERIOR FINISH LEGEND:**

- |     |                                              |       |                            |
|-----|----------------------------------------------|-------|----------------------------|
| B   | - BRICK (MAIN)                               | AF    | - ALUMINUM FASCIA          |
| B1  | - BRICK SOLDIER COURSE (ACCENT)              | AC    | - ALUMINUM CLADDING        |
| B2  | - BRICK SOLDIER COURSE (ACCENT) + 20mm PROUD | AB    | - 48" ALUMINUM BAND        |
| B3  | - BRICK SLEEPER COURSE                       | AS    | - ASPHALT SHINGLES         |
| B4  | - STACK BOND (ACCENT)                        | F     | - FLASHING                 |
| B5  | - BRICK SILL (ACCENT)                        | V     | - ROOF VENT (MAXIMUM)      |
| B6  | - BRICK ROW LOCK (ACCENT)                    | P     | - PARGING                  |
| B7  | - BRICK CORBELLING                           | PC    | - PARGING                  |
| B8  | - BRICK CORNING 20mm PROUD                   | PCH10 | - PRECAST HEADER 10"       |
| +20 | - BRICK 20mm PROUD                           | PCH8  | - PRECAST HEADER 8"        |
| -20 | - BRICK 20mm RECESSED                        | PCS   | - PRECAST SILL             |
| S   | - SIDING (HORIZONTAL)                        | PCB   | - PRECAST BAND             |
| ST  | - STONE VENEER                               | VS    | - VINYL SHAKES             |
| T   | - TRIM 200mm COVE SIDING                     | VEC   | - SIDING (VERTICAL CORNER) |

**2012 O.B.C. DRAWINGS  
DRAWING SCHEDULE**

NO.	DESCRIPTION	DATE	BY
REV-2	AS PER STRUCTURAL REVIEW	08/28/2018	VH
REV-1	NEW STANDARD DRWG MODIFICATION	11/02/2018	MP

**LOT: XXXX**  
**DATE: XX/XX/XXXX**

DRAWING: **ELEVATION A - RIGHT**

ADDRESS: XX SCALE: 3/16" = 1'-0" DATE: XX/XX/XXXX

**1015 - THE MURRY  
2018 FOOTPRINT**  
(STANDARD DRAWINGS)

SHEET: **A2a**

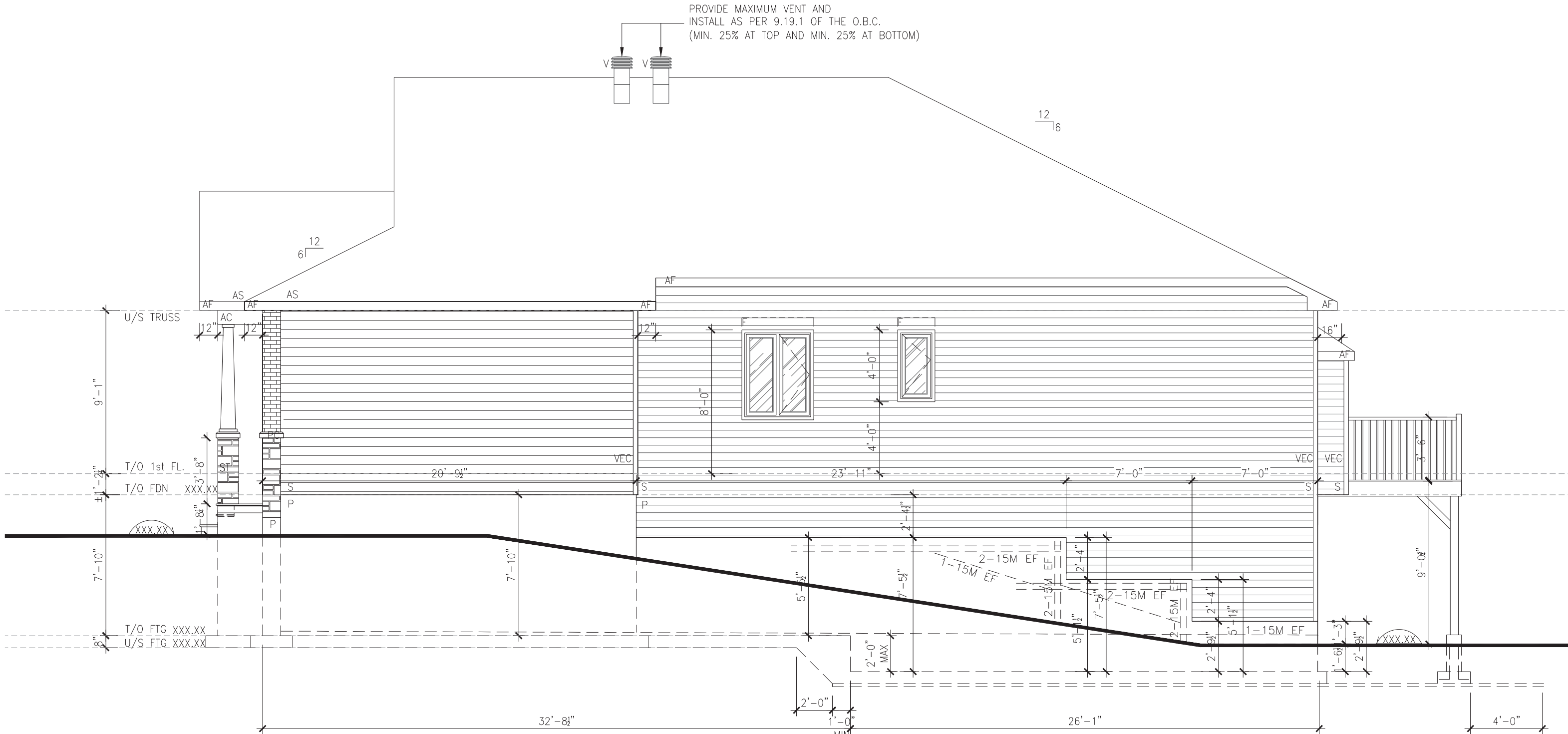
ALL CONTRACTORS SHALL PERFORM THEIR WORK WHETHER DESCRIBED OR NOT, ACCORDING TO THE APPLICABLE BUILDING CODE REQUIREMENTS AND MUNICIPAL REGULATIONS.

THE GENERAL CONTRACTOR SHALL CHECK AND VERIFY ALL DIMENSIONS AND REPORT ERRORS AND OMISSIONS TO VALECRAFT'S ARCHITECTURAL DEPARTMENT.

NO DIMENSION SHOULD BE SCALED ON DRAWINGS.

THE GENERAL CONTRACTOR OR SUB-CONTRACTORS WILL BE HELD RESPONSIBLE FOR ALL WORK DONE ON THE CONSTRUCTION SITE.

PROVIDE MAXIMUM VENT AND  
INSTALL AS PER 9.19.1 OF THE O.B.C.  
(MIN. 25% AT TOP AND MIN. 25% AT BOTTOM)



**ELEVATION A - RIGHT - WOB**

SCALE: 3/16" = 1'-0"



I, DANIEL GUERIN, ARCHITECTURAL MANAGER FOR VALECRAFT HOMES LTD., HAVE REVIEWED THE FOLLOWING DOCUMENTS AND TAKE RESPONSIBILITY FOR THE DESIGN ACTIVITIES.  
- PERSONAL BCIN #19896 TARION REGISTRATION NUMBER #611

\*\* SEE SIGNED SCHEDULE 1: DESIGNER INFORMATION FORM \*\*

THIS DRAWING IS TO BE USED IN CONJUNCTION WITH SCHEDULE B-1A AND ANY 680'S AND MAY SHOW ONLY SOME OF THE CHANGES DETAILED ON THAT DOCUMENT. SHOULD THE DRAWINGS NOT SHOW ALL ITEMS CONTAINED ON A SCHEDULE OR MISS OTHER ITEMS ALTOGETHER, THE SCHEDULE IS CONSIDERED THE GOVERNING DOCUMENT.

ALL CONTRACTORS SHALL PERFORM THEIR WORK WHETHER DESCRIBED OR NOT, ACCORDING TO THE APPLICABLE BUILDING CODE REQUIREMENTS AND MUNICIPAL REGULATIONS.

THE GENERAL CONTRACTOR SHALL CHECK AND VERIFY ALL DIMENSIONS AND REPORT ERRORS AND OMISSIONS TO VALECRAFT'S ARCHITECTURAL DEPARTMENT.

NO DIMENSION SHOULD BE SCALED ON DRAWINGS.

THE GENERAL CONTRACTOR OR SUB-CONTRACTORS WILL BE HELD RESPONSIBLE FOR ALL WORK DONE ON THE CONSTRUCTION SITE.

**EXTERIOR FINISH LEGEND:**

- B - BRICK (MAIN)
- B1 - BRICK SOLDIER COURSE (ACCENT)
- B2 - BRICK SOLDIER COURSE (ACCENT) + 20mm PROUD
- B3 - BRICK SLEEPER COURSE
- B4 - STACK BOND (ACCENT)
- B5 - BRICK SILL (ACCENT)
- B6 - BRICK ROW LOCK (ACCENT)
- B7 - BRICK CORBELLING
- B8 - BRICK CORNING 20mm PROUD
- +20 - BRICK 20mm PROUD
- 20 - BRICK 20mm RECESSED
- S - SIDING (HORIZONTAL)
- ST - STONE VENEER
- T - TRIM 200mm COVE SIDING
- AF - ALUMINUM FASCIA
- AC - ALUMINUM CLADDING
- AB - 48" ALUMINUM BAND
- AS - ASPHALT SHINGLES
- F - FLASHING
- V - ROOF VENT (MAXIMUM)
- P - PARGING
- PC - PARGING
- PCH10 - PRECAST HEADER 10"
- PCH8 - PRECAST HEADER 8"
- PCS - PRECAST SILL
- PCB - PRECAST BAND
- VS - VINYL SASHES
- VEC - SIDING (VERTICAL CORNER)

**2012 O.B.C. DRAWINGS  
DRAWING SCHEDULE**

NO.	DESCRIPTION	DATE	BY
REV-2	AS PER STRUCTURAL REVIEW	08/28/2018	VH
REV-1	NEW STANDARD DRWG MODIFICATION	11/02/2018	MP

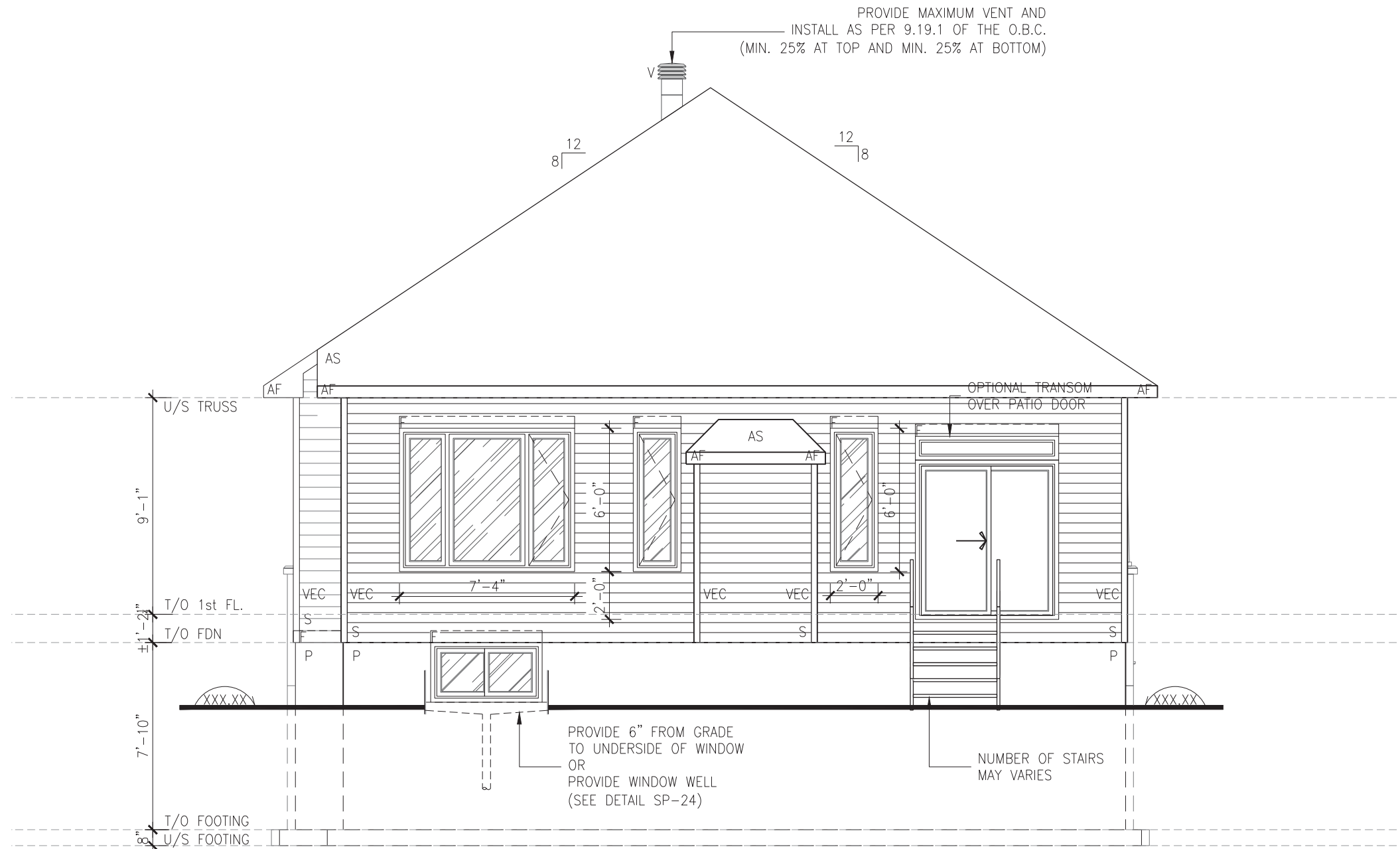
**LOT: XXXX**  
**DATE: XX/XX/XXXX**

**ELEVATION A - RIGHT - WOB**

ADDRESS: XX SCALE: 3/16" = 1'-0" DATE: XX/XX/XXXX

**1015 - THE MURRY  
2018 FOOTPRINT**  
(STANDARD DRAWINGS)

SHEET:  
**A2a**



**ELEVATION A - REAR**

SCALE: 3/16" = 1'-0"



I, DANIEL GUERIN, ARCHITECTURAL MANAGER FOR VALECRAFT HOMES LTD., HAVE REVIEWED THE FOLLOWING DOCUMENTS AND TAKE RESPONSIBILITY FOR THE DESIGN ACTIVITIES.

- PERSONAL BCIN #19896 TARION REGISTRATION NUMBER #611

\*\* SEE SIGNED SCHEDULE 1: DESIGNER INFORMATION FORM \*\*

THIS DRAWING IS TO BE USED IN CONJUNCTION WITH SCHEDULE B-1A AND ANY 680'S AND MAY SHOW ONLY SOME OF THE CHANGES DETAILED ON THAT DOCUMENT. SHOULD THE DRAWINGS NOT SHOW ALL ITEMS CONTAINED ON A SCHEDULE OR MISS OTHER ITEMS ALTOGETHER, THE SCHEDULE IS CONSIDERED THE GOVERNING DOCUMENT.

**EXTERIOR FINISH LEGEND:**

- |     |                                              |       |                            |
|-----|----------------------------------------------|-------|----------------------------|
| B   | - BRICK (MAIN)                               | AF    | - ALUMINUM FASCIA          |
| B1  | - BRICK SOLDIER COURSE (ACCENT)              | AC    | - ALUMINUM CLADDING        |
| B2  | - BRICK SOLDIER COURSE (ACCENT) + 20mm PROUD | AB    | - 48" ALUMINUM BAND        |
| B3  | - BRICK SLEEPER COURSE                       | AS    | - ASPHALT SHINGLES         |
| B4  | - STACK BOND (ACCENT)                        | F     | - FLASHING                 |
| B5  | - BRICK SILL (ACCENT)                        | V     | - ROOF VENT (MAXIMUM)      |
| B6  | - BRICK ROW LOCK (ACCENT)                    | P     | - PARGING                  |
| B7  | - BRICK CORBELLING                           | PC    | - PARGING                  |
| B8  | - BRICK CORNING 20mm PROUD                   | PCH10 | - PRECAST HEADER 10"       |
| +20 | - BRICK 20mm PROUD                           | PCH8  | - PRECAST HEADER 8"        |
| -20 | - BRICK 20mm RECESSED                        | PCS   | - PRECAST SILL             |
| S   | - SIDING (HORIZONTAL)                        | PCB   | - PRECAST BAND             |
| ST  | - STONE VENEER                               | VS    | - VINYL SHAKES             |
| T   | - TRIM 200mm COVE SIDING                     | VEC   | - SIDING (VERTICAL CORNER) |

**2012 O.B.C. DRAWINGS  
DRAWING SCHEDULE**

NO.	DESCRIPTION	DATE	BY
REV-2	AS PER STRUCTURAL REVIEW	08/28/2018	VH
REV-1	NEW STANDARD DRWG MODIFICATION	11/02/2018	MP

**LOT: XXXX**  
**DATE: XX/XX/XXXX**

DRAWING: **ELEVATION A - REAR**

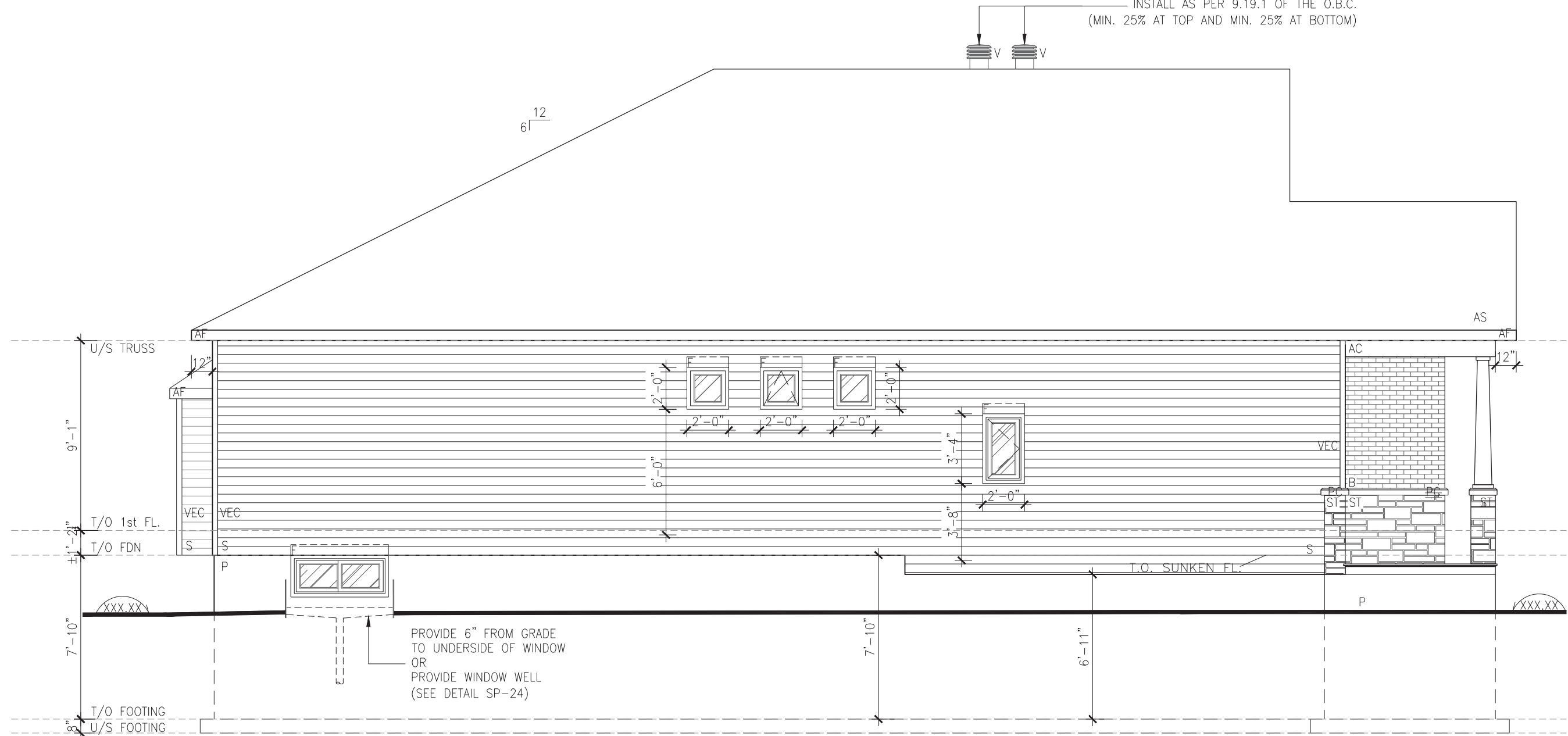
ADDRESS: XX SCALE: 3/16" = 1'-0" DATE: XX/XX/XXXX

**1015 - THE MURRY  
2018 FOOTPRINT**  
(STANDARD DRAWINGS)

SHEET: **A3a**

ALL CONTRACTORS SHALL PERFORM THEIR WORK WHETHER DESCRIBED OR NOT, ACCORDING TO THE APPLICABLE BUILDING CODE REQUIREMENTS AND MUNICIPAL REGULATIONS.  
THE GENERAL CONTRACTOR SHALL CHECK AND VERIFY ALL DIMENSIONS AND REPORT ERRORS AND OMISSIONS TO VALECRAFT'S ARCHITECTURAL DEPARTMENT.  
NO DIMENSION SHOULD BE SCALED ON DRAWINGS.  
THE GENERAL CONTRACTOR OR SUB-CONTRACTORS WILL BE HELD RESPONSIBLE FOR ALL WORK DONE ON THE CONSTRUCTION SITE.

PROVIDE MAXIMUM VENT AND  
INSTALL AS PER 9.19.1 OF THE O.B.C.  
(MIN. 25% AT TOP AND MIN. 25% AT BOTTOM)



**ELEVATION A - LEFT**

SCALE: 3/16" = 1'-0"



I, DANIEL GUERIN, ARCHITECTURAL MANAGER FOR VALECRAFT HOMES LTD., HAVE REVIEWED THE FOLLOWING DOCUMENTS AND TAKE RESPONSIBILITY FOR THE DESIGN ACTIVITIES.  
- PERSONAL BCIN #19896 TARIION REGISTRATION NUMBER #611

\*\* SEE SIGNED SCHEDULE 1: DESIGNER INFORMATION FORM \*\*

THIS DRAWING IS TO BE USED IN CONJUNCTION WITH SCHEDULE B-1A AND ANY 680'S AND MAY SHOW ONLY SOME OF THE CHANGES DETAILED ON THAT DOCUMENT. SHOULD THE DRAWINGS NOT SHOW ALL ITEMS CONTAINED ON A SCHEDULE OR MISS OTHER ITEMS ALTOGETHER, THE SCHEDULE IS CONSIDERED THE GOVERNING DOCUMENT.

**EXTERIOR FINISH LEGEND:**

- B - BRICK (MAIN)
- B1 - BRICK SOLDIER COURSE (ACCENT)
- B2 - BRICK SOLDIER COURSE (ACCENT) + 20mm PROUD
- B3 - BRICK SLEEPER COURSE
- B4 - STACK BOND (ACCENT)
- B5 - BRICK SILL (ACCENT)
- B6 - BRICK ROW LOCK (ACCENT)
- B7 - BRICK CORBELLING
- B8 - BRICK COINING 20mm PROUD
- +20 - BRICK 20mm PROUD
- 20 - BRICK 20mm RECESSED
- S - SIDING (HORIZONTAL)
- ST - STONE VENEER
- T - TRIM 200mm COVE SIDING
- AF - ALUMINUM FASCIA
- AC - ALUMINUM CLADDING
- AB - 48" ALUMINUM BAND
- AS - ASPHALT SHINGLES
- F - FLASHING
- V - ROOF VENT (MAXIMUM)
- P - PARGING
- PC - PARGING
- PCH10 - PRECAST HEADER 10"
- PCH8 - PRECAST HEADER 8"
- PCS - PRECAST SILL
- PCB - PRECAST BAND
- VS - VINYL SHAKES
- VEC - SIDING (VERTICAL CORNER)

ALL CONTRACTORS SHALL PERFORM THEIR WORK WHETHER DESCRIBED OR NOT, ACCORDING TO THE APPLICABLE BUILDING CODE REQUIREMENTS AND MUNICIPAL REGULATIONS.

THE GENERAL CONTRACTOR SHALL CHECK AND VERIFY ALL DIMENSIONS AND REPORT ERRORS AND OMISSIONS TO VALECRAFT'S ARCHITECTURAL DEPARTMENT.

NO DIMENSION SHOULD BE SCALED ON DRAWINGS.

THE GENERAL CONTRACTOR OR SUB-CONTRACTORS WILL BE HELD RESPONSIBLE FOR ALL WORK DONE ON THE CONSTRUCTION SITE.

**2012 O.B.C. DRAWINGS  
DRAWING SCHEDULE**

NO.	DESCRIPTION	DATE	BY
REV-2	AS PER STRUCTURAL REVIEW	08/28/2018	VH
REV-1	NEW STANDARD DRWG MODIFICATION	11/02/2018	MP

**LOT: XXXX**  
**DATE: XX/XX/XXXX**

DRAWING: **ELEVATION A - LEFT**

ADDRESS: XX SCALE: 3/16" = 1'-0" DATE: XX/XX/XXXX

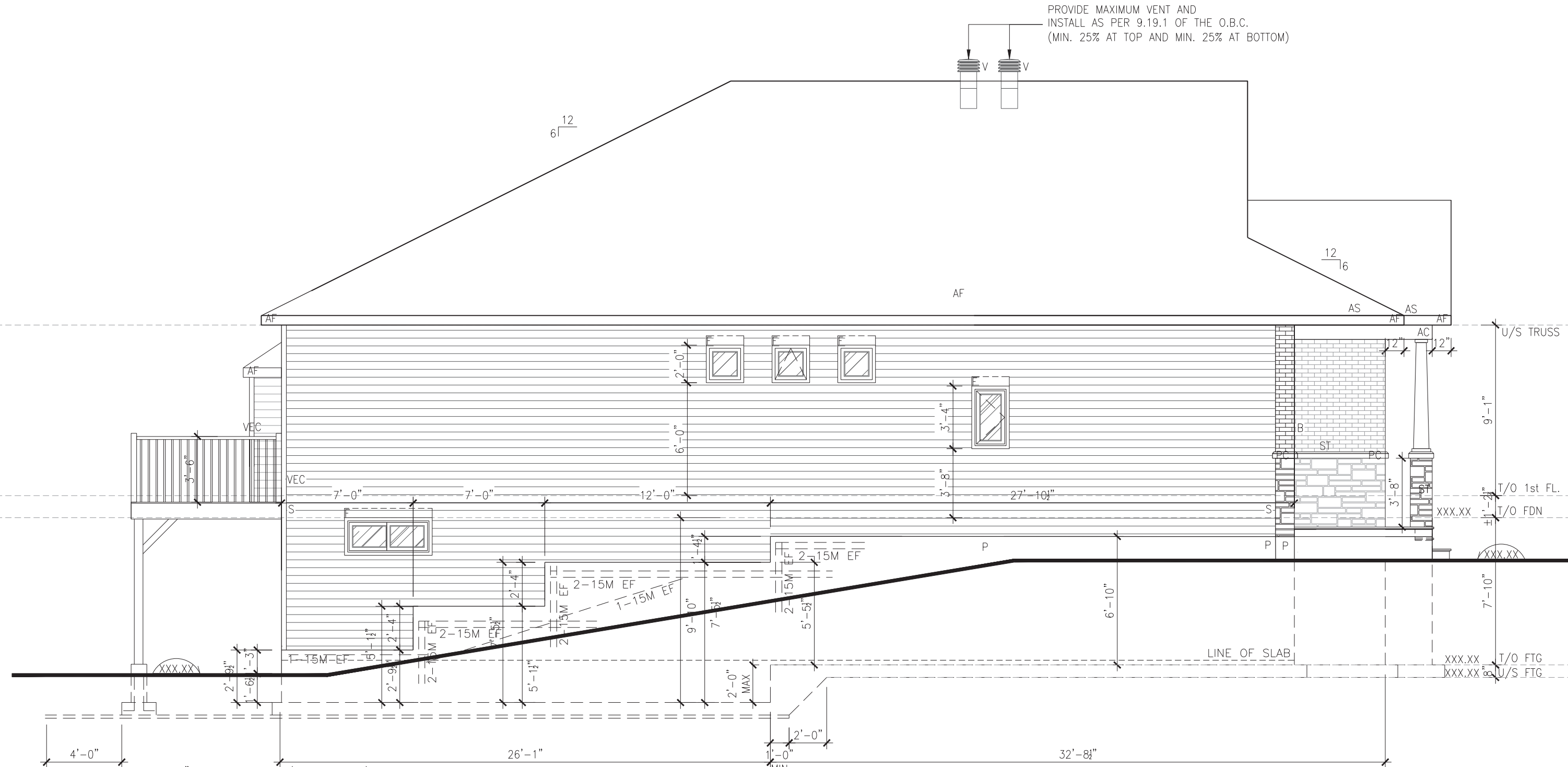
**1015 - THE MURRY  
2018 FOOTPRINT**

(STANDARD DRAWINGS)

SHEET:

**A4a**

PROVIDE MAXIMUM VENT AND  
INSTALL AS PER 9.19.1 OF THE O.B.C.  
(MIN. 25% AT TOP AND MIN. 25% AT BOTTOM)



2" RIGID INSULATION (SRP 400 R10) UNDER THE FOOTINGS WITH EQUAL PROJECTION FROM EXT. & INT. OF FOOTING. THE SUM OF PROJECTION & HT. OF BACKFILL FROM UNDERSIDE OF FOOTING MUST BE A MIN. 5'-0"

**ELEVATION A - LEFT WOB**

SCALE: 3/16" = 1'-0"



I, DANIEL GUERIN, ARCHITECTURAL MANAGER FOR VALECRAFT HOMES LTD., HAVE REVIEWED THE FOLLOWING DOCUMENTS AND TAKE RESPONSIBILITY FOR THE DESIGN ACTIVITIES.  
- PERSONAL BCIN #19896 TARION REGISTRATION NUMBER #611

\*\* SEE SIGNED SCHEDULE 1: DESIGNER INFORMATION FORM \*\*

THIS DRAWING IS TO BE USED IN CONJUNCTION WITH SCHEDULE B-1A AND ANY 680'S AND MAY SHOW ONLY SOME OF THE CHANGES DETAILED ON THAT DOCUMENT. SHOULD THE DRAWINGS NOT SHOW ALL ITEMS CONTAINED ON A SCHEDULE OR MISS OTHER ITEMS ALTOGETHER, THE SCHEDULE IS CONSIDERED THE GOVERNING DOCUMENT.

ALL CONTRACTORS SHALL PERFORM THEIR WORK WHETHER DESCRIBED OR NOT, ACCORDING TO THE APPLICABLE BUILDING CODE REQUIREMENTS AND MUNICIPAL REGULATIONS.

THE GENERAL CONTRACTOR SHALL CHECK AND VERIFY ALL DIMENSIONS AND REPORT ERRORS AND OMISSIONS TO VALECRAFT'S ARCHITECTURAL DEPARTMENT.

NO DIMENSION SHOULD BE SCALED ON DRAWINGS.

THE GENERAL CONTRACTOR OR SUB-CONTRACTORS WILL BE HELD RESPONSIBLE FOR ALL WORK DONE ON THE CONSTRUCTION SITE.

- EXTERIOR FINISH LEGEND:**
- B - BRICK (MAIN)
  - B1 - BRICK SOLDIER COURSE (ACCENT)
  - B2 - BRICK SOLDIER COURSE (ACCENT) + 20mm PROUD
  - B3 - BRICK SLEEPER COURSE
  - B4 - STACK BOND (ACCENT)
  - B5 - BRICK SILL (ACCENT)
  - B6 - BRICK ROW LOCK (ACCENT)
  - B7 - BRICK CORBELLING
  - B8 - BRICK COINING 20mm PROUD
  - +20 - BRICK 20mm PROUD
  - 20 - BRICK 20mm RECESSED
  - S - SIDING (HORIZONTAL)
  - ST - STONE VENEER
  - T - TRIM 200mm COVE SIDING
  - AF - ALUMINUM FASCIA
  - AC - ALUMINUM CLADDING
  - AB - 48" ALUMINUM BAND
  - AS - ASPHALT SHINGLES
  - F - FLASHING
  - V - ROOF VENT (MAXIMUM)
  - P - PARGING
  - PC - PARGING
  - PCH10 - PRECAST HEADER 10"
  - PCH8 - PRECAST HEADER 8"
  - PCS - PRECAST SILL
  - PCB - PRECAST BAND
  - VS - VINYL SHAKES
  - VEC - SIDING (VERTICAL CORNER)

**2012 O.B.C. DRAWINGS  
DRAWING SCHEDULE**

NO.	DESCRIPTION	DATE	BY
REV-2	AS PER STRUCTURAL REVIEW	08/28/2018	VH
REV-1	NEW STANDARD DRWG MODIFICATION	11/02/2018	MP

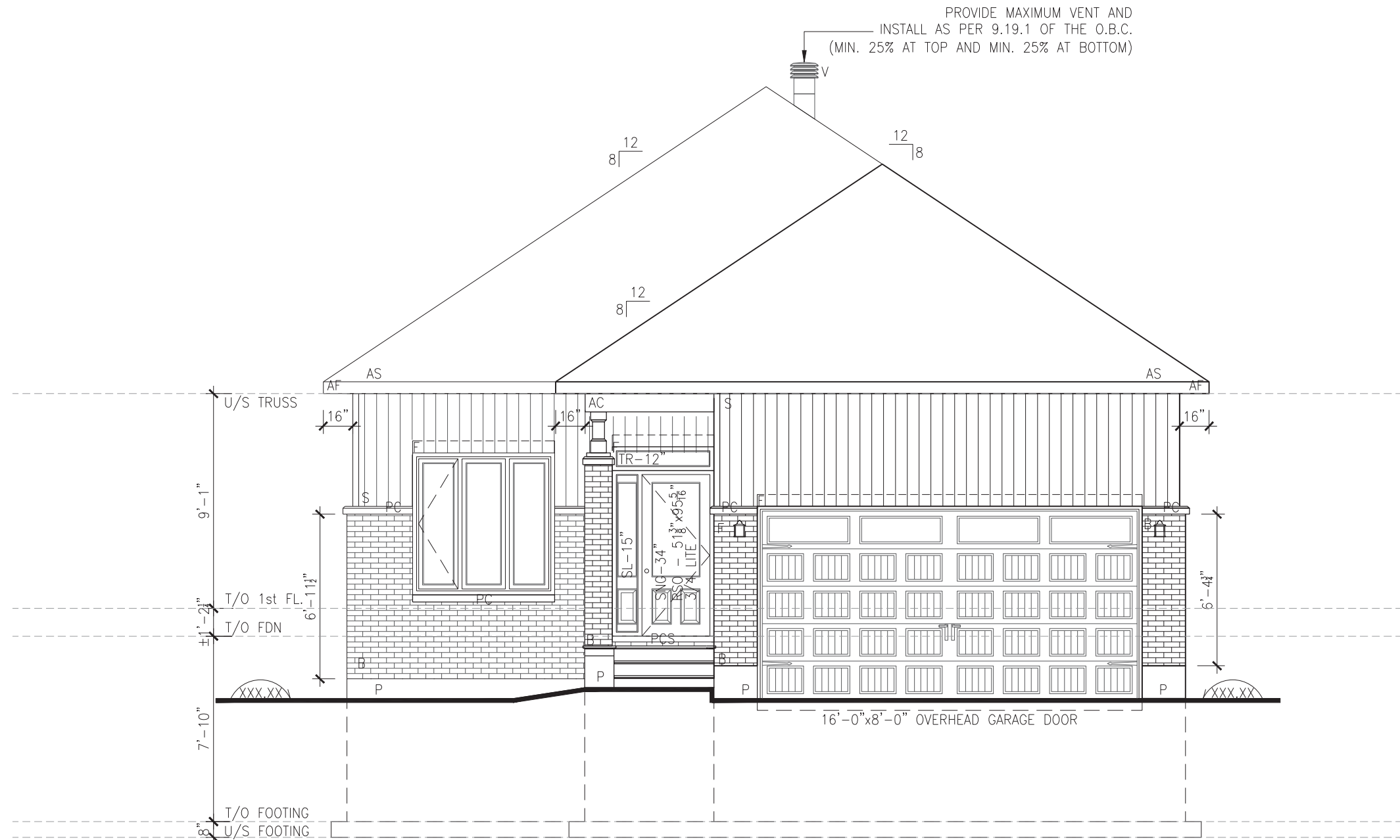
**LOT: XXXX**  
**DATE: XX/XX/XXXX**

**ELEVATION A - LEFT WOB**

ADDRESS: XX SCALE: 3/16" = 1'-0" DATE: XX/XX/XXXX

**1015 - THE MURRY  
2018 FOOTPRINT**  
(STANDARD DRAWINGS)

SHEET: **A4a**



**ELEVATION B - FRONT**

SCALE: 3/16" = 1'-0"



I, DANIEL GUERIN, ARCHITECTURAL MANAGER FOR VALECRAFT HOMES LTD., HAVE REVIEWED THE FOLLOWING DOCUMENTS AND TAKE RESPONSIBILITY FOR THE DESIGN ACTIVITIES.  
 - PERSONAL BCIN #19896 TARION REGISTRATION NUMBER #611

\*\* SEE SIGNED SCHEDULE 1: DESIGNER INFORMATION FORM \*\*

THIS DRAWING IS TO BE USED IN CONJUNCTION WITH SCHEDULE B-1A AND ANY 680'S AND MAY SHOW ONLY SOME OF THE CHANGES DETAILED ON THAT DOCUMENT. SHOULD THE DRAWINGS NOT SHOW ALL ITEMS CONTAINED ON A SCHEDULE OR MISS OTHER ITEMS ALTOGETHER, THE SCHEDULE IS CONSIDERED THE GOVERNING DOCUMENT.

**EXTERIOR FINISH LEGEND:**

- |     |                                              |       |                            |
|-----|----------------------------------------------|-------|----------------------------|
| B   | - BRICK (MAIN)                               | AF    | - ALUMINUM FASCIA          |
| B1  | - BRICK SOLDIER COURSE (ACCENT)              | AC    | - ALUMINUM CLADDING        |
| B2  | - BRICK SOLDIER COURSE (ACCENT) + 20mm PROUD | AB    | - 48" ALUMINUM BAND        |
| B3  | - BRICK SLEEPER COURSE                       | AS    | - ASPHALT SHINGLES         |
| B4  | - BRICK STACK BOND (ACCENT)                  | F     | - FLASHING                 |
| B5  | - BRICK SILL (ACCENT)                        | V     | - ROOF VENT (MAXIMUM)      |
| B6  | - BRICK ROW LOCK (ACCENT)                    | P     | - PARGING                  |
| B7  | - BRICK CORBELLING                           | PC    | - PARGING                  |
| B8  | - BRICK COINING 20mm PROUD                   | PCH10 | - PRECAST HEADER 10"       |
| +20 | - BRICK 20mm PROUD                           | PCH8  | - PRECAST HEADER 8"        |
| -20 | - BRICK 20mm RECESSED                        | PCS   | - PRECAST SILL             |
| S   | - SIDING (HORIZONTAL)                        | PCB   | - PRECAST BAND             |
| ST  | - STONE VENEER                               | VS    | - VINYL SHAKES             |
| T   | - TRIM 200mm COVE SIDING                     | VEC   | - SIDING (VERTICAL CORNER) |

ALL CONTRACTORS SHALL PERFORM THEIR WORK WHETHER DESCRIBED OR NOT, ACCORDING TO THE APPLICABLE BUILDING CODE REQUIREMENTS AND MUNICIPAL REGULATIONS.

THE GENERAL CONTRACTOR SHALL CHECK AND VERIFY ALL DIMENSIONS AND REPORT ERRORS AND OMISSIONS TO VALECRAFT'S ARCHITECTURAL DEPARTMENT.

NO DIMENSION SHOULD BE SCALED ON DRAWINGS.

THE GENERAL CONTRACTOR OR SUB-CONTRACTORS WILL BE HELD RESPONSIBLE FOR ALL WORK DONE ON THE CONSTRUCTION SITE.

**2012 O.B.C. DRAWINGS  
DRAWING SCHEDULE**

REV-2	AS PER STRUCTURAL REVIEW	08/28/2018	VH
REV-1	NEW STANDARD DRWG MODIFICATION	11/02/2018	MP
NO.	DESCRIPTION	DATE	BY

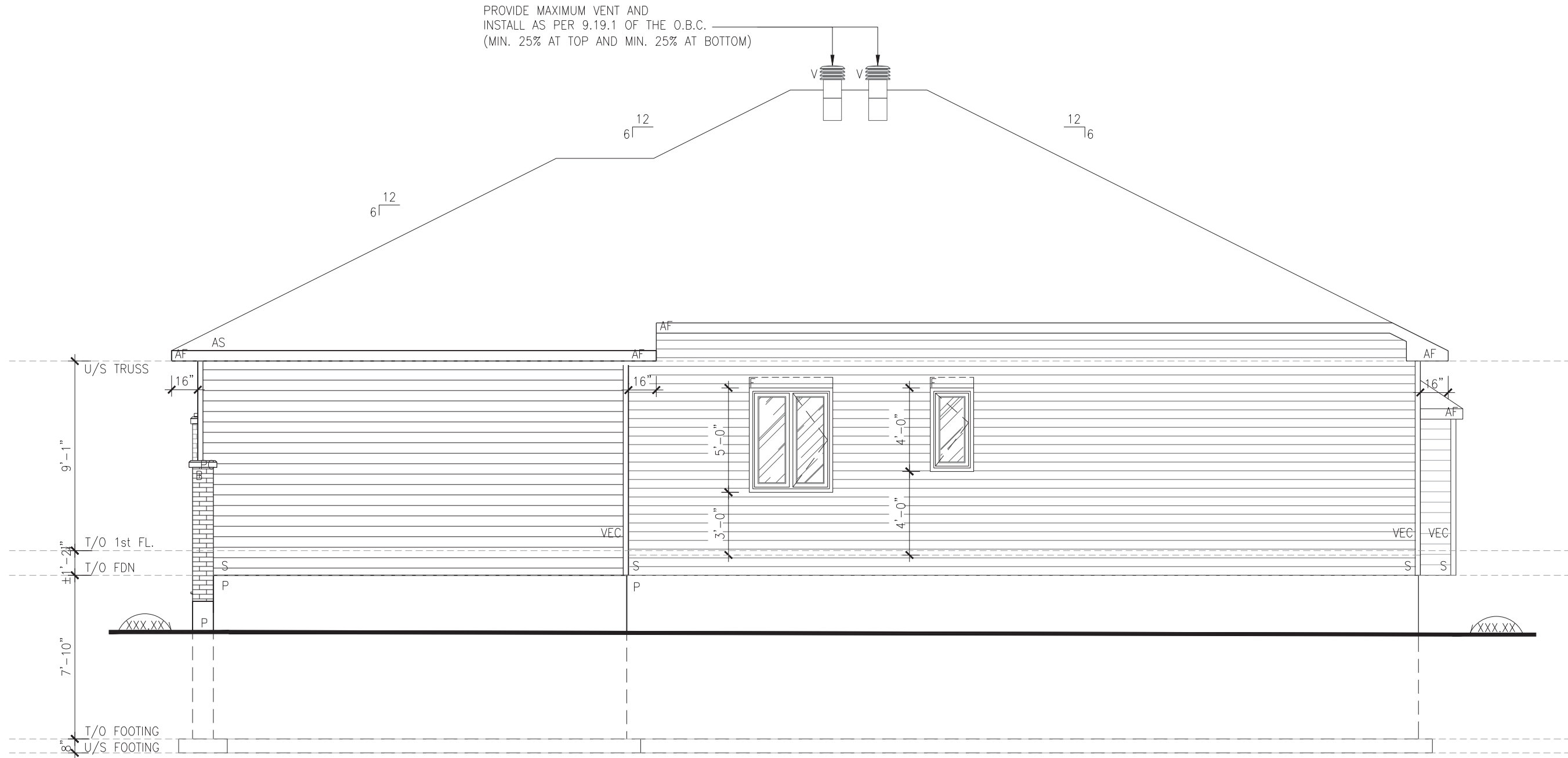
**LOT: XXXX**  
**DATE: XX/XX/XXXX**

DRAWING: **ELEVATION B - FRONT**

ADDRESS: XX SCALE: 3/16" = 1'-0" DATE: XX/XX/XXXX

**1015 - THE MURRY  
2018 FOOTPRINT**  
(STANDARD DRAWINGS)

SHEET: **A1b**



PROVIDE MAXIMUM VENT AND  
INSTALL AS PER 9.19.1 OF THE O.B.C.  
(MIN. 25% AT TOP AND MIN. 25% AT BOTTOM)

**ELEVATION B - RIGHT**

SCALE: 3/16" = 1'-0"



I, DANIEL GUERIN, ARCHITECTURAL MANAGER FOR VALECRAFT HOMES LTD., HAVE REVIEWED THE FOLLOWING DOCUMENTS AND TAKE RESPONSIBILITY FOR THE DESIGN ACTIVITIES.  
- PERSONAL BCIN #19896 TARION REGISTRATION NUMBER #611

\*\* SEE SIGNED SCHEDULE 1: DESIGNER INFORMATION FORM \*\*

THIS DRAWING IS TO BE USED IN CONJUNCTION WITH SCHEDULE B-1A AND ANY 680'S AND MAY SHOW ONLY SOME OF THE CHANGES DETAILED ON THAT DOCUMENT. SHOULD THE DRAWINGS NOT SHOW ALL ITEMS CONTAINED ON A SCHEDULE OR MISS OTHER ITEMS ALTOGETHER, THE SCHEDULE IS CONSIDERED THE GOVERNING DOCUMENT.

**EXTERIOR FINISH LEGEND:**

- |     |                                                 |       |                            |
|-----|-------------------------------------------------|-------|----------------------------|
| B   | - BRICK (MAIN)                                  | AF    | - ALUMINUM FASCIA          |
| B1  | - BRICK SOLDIER COURSE (ACCENT)                 | AC    | - ALUMINUM CLADDING        |
| B2  | - BRICK SOLDIER COURSE (ACCENT)<br>+ 20mm PROUD | AB    | - 48" ALUMINUM BAND        |
| B3  | - BRICK SLEEPER COURSE                          | AS    | - ASPHALT SHINGLES         |
| B4  | - STACK BOND (ACCENT)                           | F     | - FLASHING                 |
| B5  | - BRICK SILL (ACCENT)                           | V     | - ROOF VENT (MAXIMUM)      |
| B6  | - BRICK ROW LOCK (ACCENT)                       | P     | - PARGING                  |
| B7  | - BRICK CORBELLING                              | PC    | - PARGING                  |
| B8  | - BRICK CORNING 20mm PROUD                      | PCH10 | - PRECAST HEADER 10"       |
| +20 | - BRICK 20mm PROUD                              | PCH8  | - PRECAST HEADER 8"        |
| -20 | - BRICK 20mm RECESSED                           | PCS   | - PRECAST SILL             |
| S   | - SIDING (HORIZONTAL)                           | PCB   | - PRECAST BAND             |
| ST  | - STONE VENEER                                  | VS    | - VINYL SHAKES             |
| T   | - TRIM 200mm COVE SIDING                        | VEC   | - SIDING (VERTICAL CORNER) |

**2012 O.B.C. DRAWINGS  
DRAWING SCHEDULE**

REV-2	AS PER STRUCTURAL REVIEW	08/28/2018	VH
REV-1	NEW STANDARD DRWG MODIFICATION	11/02/2018	MP
NO.	DESCRIPTION	DATE	BY

**LOT: XXXX**  
**DATE: XX/XX/XXXX**

DRAWING: **ELEVATION B - RIGHT**

ADDRESS: XX SCALE: 3/16" = 1'-0" DATE: XX/XX/XXXX

**1015 - THE MURRY  
2018 FOOTPRINT**

(STANDARD DRAWINGS)

SHEET:

**A2b**

ALL CONTRACTORS SHALL PERFORM THEIR WORK WHETHER DESCRIBED OR NOT, ACCORDING TO THE APPLICABLE BUILDING CODE REQUIREMENTS AND MUNICIPAL REGULATIONS.

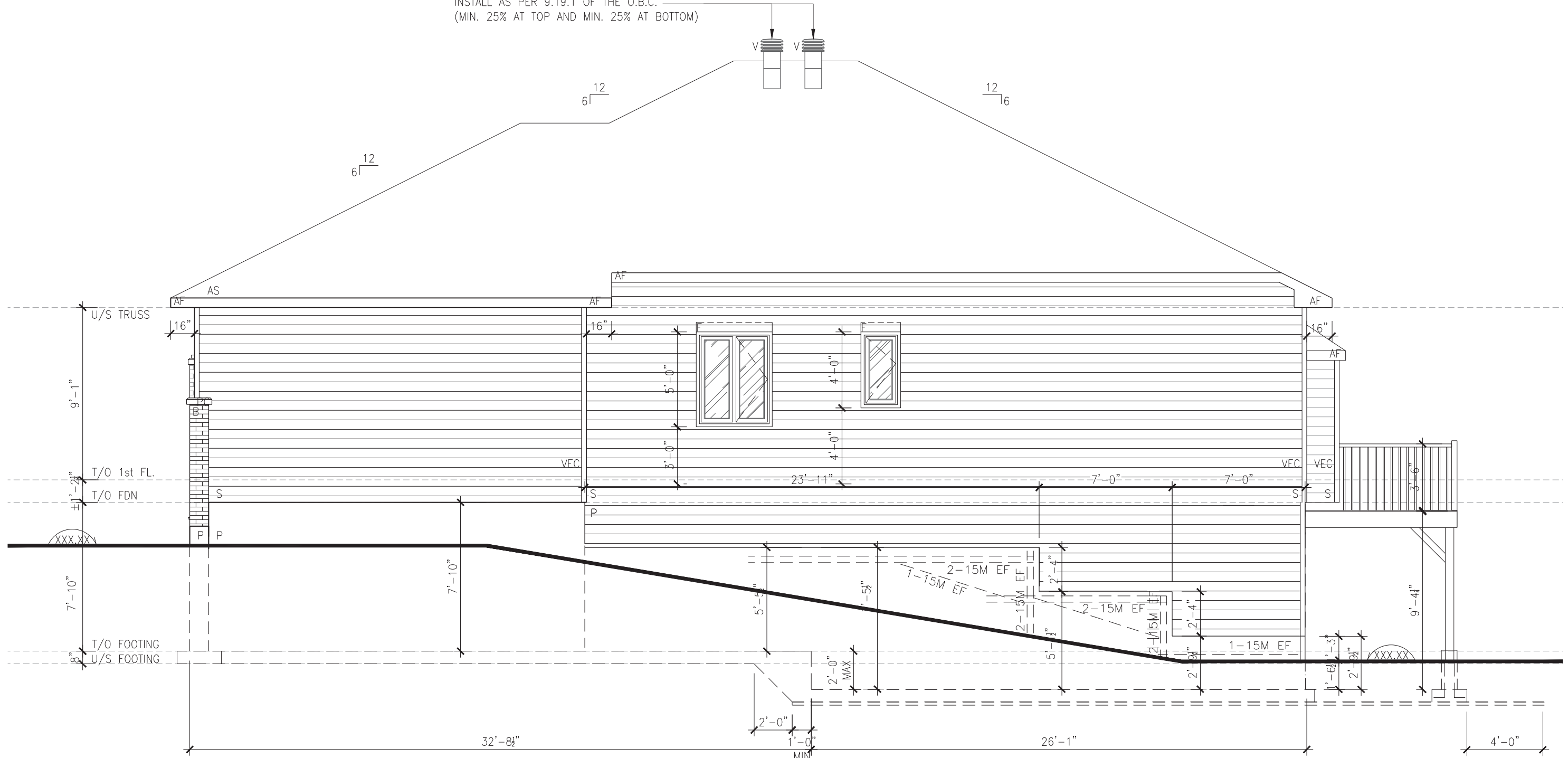
THE GENERAL CONTRACTOR SHALL CHECK AND VERIFY ALL DIMENSIONS AND REPORT ERRORS AND OMISSIONS TO VALECRAFT'S ARCHITECTURAL DEPARTMENT.

NO DIMENSION SHOULD BE SCALED ON DRAWINGS.

THE GENERAL CONTRACTOR OR SUB-CONTRACTORS WILL BE HELD RESPONSIBLE FOR ALL WORK DONE ON THE CONSTRUCTION SITE.



PROVIDE MAXIMUM VENT AND  
INSTALL AS PER 9.19.1 OF THE O.B.C.  
(MIN. 25% AT TOP AND MIN. 25% AT BOTTOM)



2" RIGID INSULATION (SRP 400 R10) UNDER THE FOOTINGS WITH EQUAL PROJECTION FROM EXT. & INT. OF FOOTING. THE SUM OF PROJECTION & HT. OF BACKFILL FROM UNDERSIDE OF FOOTING MUST BE A MIN. 5'-0"

**ELEVATION B - RIGHT WOB**

SCALE: 3/16" = 1'-0"



I, DANIEL GUERIN, ARCHITECTURAL MANAGER FOR VALECRAFT HOMES LTD., HAVE REVIEWED THE FOLLOWING DOCUMENTS AND TAKE RESPONSIBILITY FOR THE DESIGN ACTIVITIES.  
- PERSONAL BCIN #19896 TARION REGISTRATION NUMBER #611

\*\* SEE SIGNED SCHEDULE 1: DESIGNER INFORMATION FORM \*\*

THIS DRAWING IS TO BE USED IN CONJUNCTION WITH SCHEDULE B-1A AND ANY 680'S AND MAY SHOW ONLY SOME OF THE CHANGES DETAILED ON THAT DOCUMENT. SHOULD THE DRAWINGS NOT SHOW ALL ITEMS CONTAINED ON A SCHEDULE OR MISS OTHER ITEMS ALTOGETHER, THE SCHEDULE IS CONSIDERED THE GOVERNING DOCUMENT.

**EXTERIOR FINISH LEGEND:**

- |     |                                              |       |                            |
|-----|----------------------------------------------|-------|----------------------------|
| B   | - BRICK (MAIN)                               | AF    | - ALUMINUM FASCIA          |
| B1  | - BRICK SOLDIER COURSE (ACCENT)              | AC    | - ALUMINUM CLADDING        |
| B2  | - BRICK SOLDIER COURSE (ACCENT) + 20mm PROUD | AB    | - 48" ALUMINUM BAND        |
| B3  | - BRICK SLEEPER COURSE                       | AS    | - ASPHALT SHINGLES         |
| B4  | - STACK BOND (ACCENT)                        | F     | - FLASHING                 |
| B5  | - BRICK SILL (ACCENT)                        | V     | - ROOF VENT (MAXIMUM)      |
| B6  | - BRICK ROW LOCK (ACCENT)                    | P     | - PARGING                  |
| B7  | - BRICK CORBELLING                           | PC    | - PARGING                  |
| B8  | - BRICK CORNING 20mm PROUD                   | PCH10 | - PRECAST HEADER 10"       |
| +20 | - BRICK 20mm PROUD                           | PCH8  | - PRECAST HEADER 8"        |
| -20 | - BRICK 20mm RECESSED                        | PCS   | - PRECAST SILL             |
| S   | - SIDING (HORIZONTAL)                        | PCB   | - PRECAST BAND             |
| ST  | - STONE VENEER                               | VS    | - VINYL SHAKES             |
| T   | - TRIM 200mm COVE SIDING                     | VEC   | - SIDING (VERTICAL CORNER) |

**2012 O.B.C. DRAWINGS  
DRAWING SCHEDULE**

NO.	DESCRIPTION	DATE	BY
REV-2	AS PER STRUCTURAL REVIEW	08/28/2018	VH
REV-1	NEW STANDARD DRWG MODIFICATION	11/02/2018	MP

**LOT: XXXX**  
**DATE: XX/XX/XXXX**

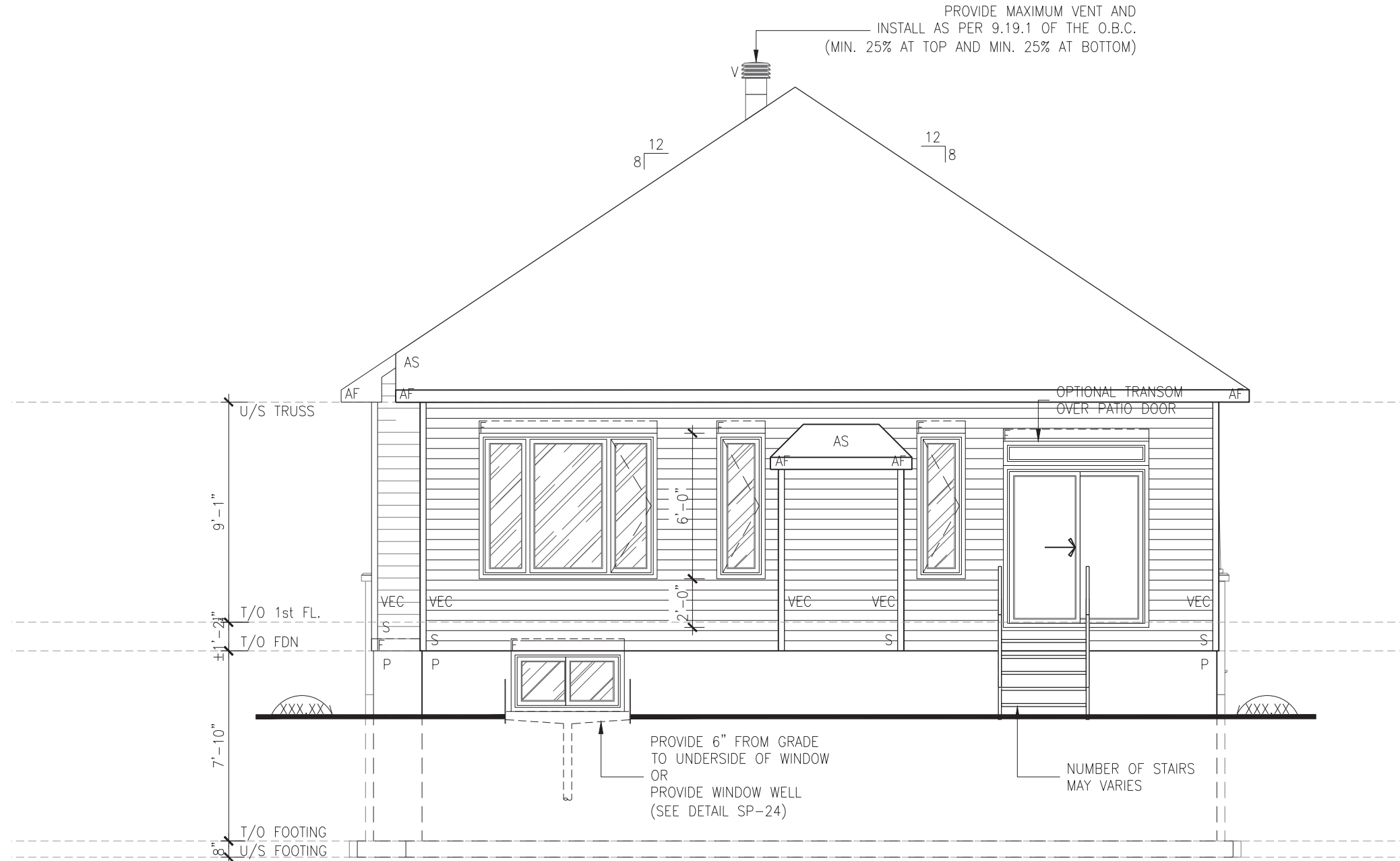
**ELEVATION B - RIGHT - WOB**

ADDRESS: XX SCALE: 3/16" = 1'-0" DATE: XX/XX/XXXX

**1015 - THE MURRY  
2018 FOOTPRINT**  
(STANDARD DRAWINGS)

SHEET: **A2b**

ALL CONTRACTORS SHALL PERFORM THEIR WORK WHETHER DESCRIBED OR NOT, ACCORDING TO THE APPLICABLE BUILDING CODE REQUIREMENTS AND MUNICIPAL REGULATIONS.  
THE GENERAL CONTRACTOR SHALL CHECK AND VERIFY ALL DIMENSIONS AND REPORT ERRORS AND OMISSIONS TO VALECRAFT'S ARCHITECTURAL DEPARTMENT.  
NO DIMENSION SHOULD BE SCALED ON DRAWINGS.  
THE GENERAL CONTRACTOR OR SUB-CONTRACTORS WILL BE HELD RESPONSIBLE FOR ALL WORK DONE ON THE CONSTRUCTION SITE.



**ELEVATION B - REAR**

SCALE: 3/16" = 1'-0"



I, DANIEL GUERIN, ARCHITECTURAL MANAGER FOR VALECRAFT HOMES LTD., HAVE REVIEWED THE FOLLOWING DOCUMENTS AND TAKE RESPONSIBILITY FOR THE DESIGN ACTIVITIES.  
 - PERSONAL BCIN #19896 TARION REGISTRATION NUMBER #611

\*\* SEE SIGNED SCHEDULE 1: DESIGNER INFORMATION FORM \*\*

THIS DRAWING IS TO BE USED IN CONJUNCTION WITH SCHEDULE B-1A AND ANY 680'S AND MAY SHOW ONLY SOME OF THE CHANGES DETAILED ON THAT DOCUMENT. SHOULD THE DRAWINGS NOT SHOW ALL ITEMS CONTAINED ON A SCHEDULE OR MISS OTHER ITEMS ALTOGETHER, THE SCHEDULE IS CONSIDERED THE GOVERNING DOCUMENT.

**EXTERIOR FINISH LEGEND:**

- |     |                                              |       |                            |
|-----|----------------------------------------------|-------|----------------------------|
| B   | - BRICK (MAIN)                               | AF    | - ALUMINUM FASCIA          |
| B1  | - BRICK SOLDIER COURSE (ACCENT)              | AC    | - ALUMINUM CLADDING        |
| B2  | - BRICK SOLDIER COURSE (ACCENT) + 20mm PROUD | AB    | - 48" ALUMINUM BAND        |
| B3  | - BRICK SLEEPER COURSE                       | AS    | - ASPHALT SHINGLES         |
| B4  | - STACK BOND (ACCENT)                        | F     | - FLASHING                 |
| B5  | - BRICK SILL (ACCENT)                        | V     | - ROOF VENT (MAXIMUM)      |
| B6  | - BRICK ROW LOCK (ACCENT)                    | P     | - PARGING                  |
| B7  | - BRICK CORBELLING                           | PC    | - PARGING                  |
| B8  | - BRICK CORNING 20mm PROUD                   | PCH10 | - PRECAST HEADER 10"       |
| +20 | - BRICK 20mm PROUD                           | PCH8  | - PRECAST HEADER 8"        |
| -20 | - BRICK 20mm RECESSED                        | PCS   | - PRECAST SILL             |
| S   | - SIDING (HORIZONTAL)                        | PCB   | - PRECAST BAND             |
| ST  | - STONE VENEER                               | VS    | - VINYL SHAKES             |
| T   | - TRIM 200mm COVE SIDING                     | VEC   | - SIDING (VERTICAL CORNER) |

ALL CONTRACTORS SHALL PERFORM THEIR WORK WHETHER DESCRIBED OR NOT, ACCORDING TO THE APPLICABLE BUILDING CODE REQUIREMENTS AND MUNICIPAL REGULATIONS.

THE GENERAL CONTRACTOR SHALL CHECK AND VERIFY ALL DIMENSIONS AND REPORT ERRORS AND OMISSIONS TO VALECRAFT'S ARCHITECTURAL DEPARTMENT.

NO DIMENSION SHOULD BE SCALED ON DRAWINGS.

THE GENERAL CONTRACTOR OR SUB-CONTRACTORS WILL BE HELD RESPONSIBLE FOR ALL WORK DONE ON THE CONSTRUCTION SITE.

**2012 O.B.C. DRAWINGS  
DRAWING SCHEDULE**

REV-2	AS PER STRUCTURAL REVIEW	08/28/2018	VH
REV-1	NEW STANDARD DRWG MODIFICATION	11/02/2018	MP
NO.	DESCRIPTION	DATE	BY

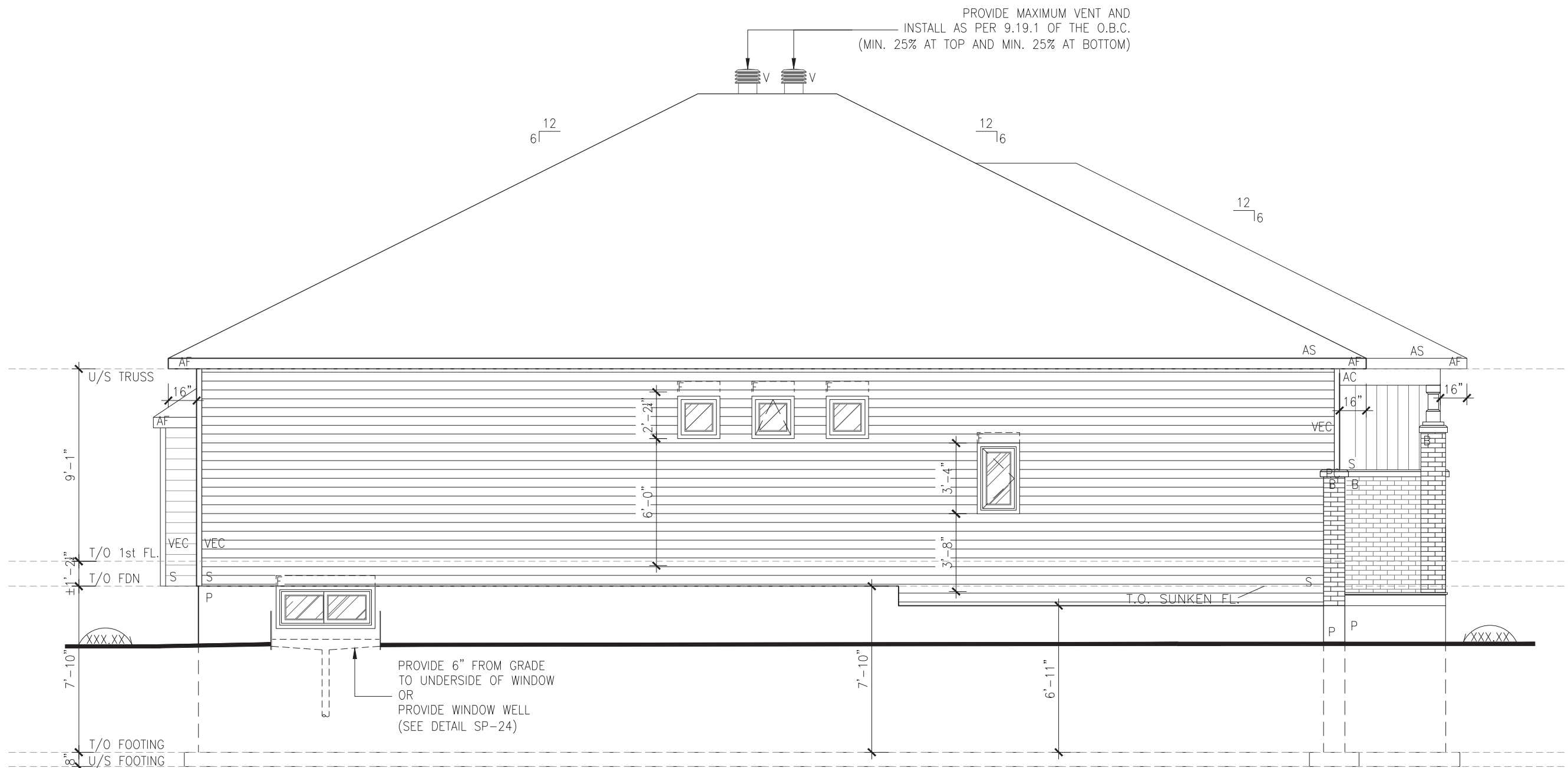
**LOT: XXXX**  
**DATE: XX/XX/XXXX**

DRAWING: **ELEVATION B - REAR**

ADDRESS: XX SCALE: 3/16" = 1'-0" DATE: XX/XX/XXXX

**1015 - THE MURRY  
2018 FOOTPRINT**  
(STANDARD DRAWINGS)

SHEET: **A3b**



**ELEVATION B - LEFT**

SCALE: 3/16" = 1'-0"



I, DANIEL GUERIN, ARCHITECTURAL MANAGER FOR VALECRAFT HOMES LTD., HAVE REVIEWED THE FOLLOWING DOCUMENTS AND TAKE RESPONSIBILITY FOR THE DESIGN ACTIVITIES.  
 - PERSONAL BCIN #19896 TARION REGISTRATION NUMBER #611

\*\* SEE SIGNED SCHEDULE 1: DESIGNER INFORMATION FORM \*\*

THIS DRAWING IS TO BE USED IN CONJUNCTION WITH SCHEDULE B-1A AND ANY 680'S AND MAY SHOW ONLY SOME OF THE CHANGES DETAILED ON THAT DOCUMENT. SHOULD THE DRAWINGS NOT SHOW ALL ITEMS CONTAINED ON A SCHEDULE OR MISS OTHER ITEMS ALTOGETHER, THE SCHEDULE IS CONSIDERED THE GOVERNING DOCUMENT.

**EXTERIOR FINISH LEGEND:**

- |     |                                              |       |                            |
|-----|----------------------------------------------|-------|----------------------------|
| B   | - BRICK (MAIN)                               | AF    | - ALUMINUM FASCIA          |
| B1  | - BRICK SOLDIER COURSE (ACCENT)              | AC    | - ALUMINUM CLADDING        |
| B2  | - BRICK SOLDIER COURSE (ACCENT) + 20mm PROUD | AB    | - 48" ALUMINUM BAND        |
| B3  | - BRICK SLEEPER COURSE                       | AS    | - ASPHALT SHINGLES         |
| B4  | - BRICK STACK BOND (ACCENT)                  | F     | - FLASHING                 |
| B5  | - BRICK SILL (ACCENT)                        | V     | - ROOF VENT (MAXIMUM)      |
| B6  | - BRICK ROW LOCK (ACCENT)                    | P     | - PARGING                  |
| B7  | - BRICK CORBELLING                           | PC    | - PARGING                  |
| B8  | - BRICK COINING 20mm PROUD                   | PCH10 | - PRECAST HEADER 10"       |
| +20 | - BRICK 20mm PROUD                           | PCH8  | - PRECAST HEADER 8"        |
| -20 | - BRICK 20mm RECESSED                        | PCS   | - PRECAST SILL             |
| S   | - SIDING (HORIZONTAL)                        | PCB   | - PRECAST BAND             |
| ST  | - STONE VENEER                               | VS    | - VINYL SHAKES             |
| T   | - TRIM 200mm COVE SIDING                     | VEC   | - SIDING (VERTICAL CORNER) |

ALL CONTRACTORS SHALL PERFORM THEIR WORK WHETHER DESCRIBED OR NOT, ACCORDING TO THE APPLICABLE BUILDING CODE REQUIREMENTS AND MUNICIPAL REGULATIONS.

THE GENERAL CONTRACTOR SHALL CHECK AND VERIFY ALL DIMENSIONS AND REPORT ERRORS AND OMISSIONS TO VALECRAFT'S ARCHITECTURAL DEPARTMENT.

NO DIMENSION SHOULD BE SCALED ON DRAWINGS.

THE GENERAL CONTRACTOR OR SUB-CONTRACTORS WILL BE HELD RESPONSIBLE FOR ALL WORK DONE ON THE CONSTRUCTION SITE.

**2012 O.B.C. DRAWINGS  
DRAWING SCHEDULE**

NO.	DESCRIPTION	DATE	BY
REV-2	AS PER STRUCTURAL REVIEW	08/28/2018	VH
REV-1	NEW STANDARD DRWG MODIFICATION	11/02/2018	MP

**LOT: XXXX**  
**DATE: XX/XX/XXXX**

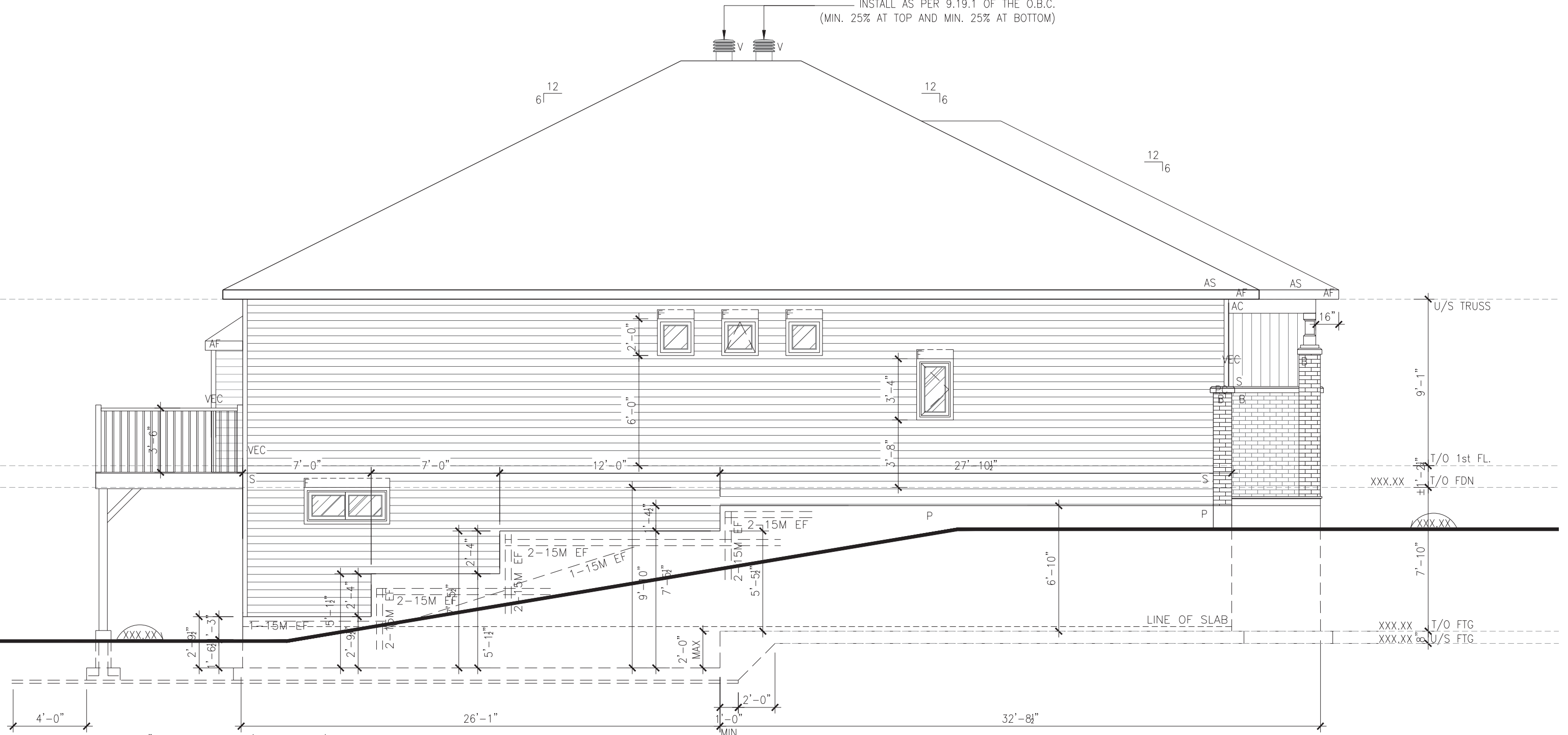
DRAWING: **ELEVATION B - LEFT**

ADDRESS: XX SCALE: 3/16" = 1'-0" DATE: XX/XX/XXXX

**1015 - THE MURRY  
2018 FOOTPRINT**  
(STANDARD DRAWINGS)

SHEET: **A4b**

PROVIDE MAXIMUM VENT AND  
INSTALL AS PER 9.19.1 OF THE O.B.C.  
(MIN. 25% AT TOP AND MIN. 25% AT BOTTOM)



2" RIGID INSULATION (SRP 400 R10) UNDER THE FOOTINGS WITH EQUAL PROJECTION FROM EXT. & INT. OF FOOTING. THE SUM OF PROJECTION & HT. OF BACKFILL FROM UNDERSIDE OF FOOTING MUST BE A MIN. 5'-0"

**ELEVATION B - LEFT WOB**

SCALE: 3/16" = 1'-0"



I, DANIEL GUERIN, ARCHITECTURAL MANAGER FOR VALECRAFT HOMES LTD., HAVE REVIEWED THE FOLLOWING DOCUMENTS AND TAKE RESPONSIBILITY FOR THE DESIGN ACTIVITIES.  
- PERSONAL BCIN #19896 TARIOR REGISTRATION NUMBER #611

\*\* SEE SIGNED SCHEDULE 1: DESIGNER INFORMATION FORM \*\*

THIS DRAWING IS TO BE USED IN CONJUNCTION WITH SCHEDULE B-1A AND ANY 680'S AND MAY SHOW ONLY SOME OF THE CHANGES DETAILED ON THAT DOCUMENT. SHOULD THE DRAWINGS NOT SHOW ALL ITEMS CONTAINED ON A SCHEDULE OR MISS OTHER ITEMS ALTOGETHER, THE SCHEDULE IS CONSIDERED THE GOVERNING DOCUMENT.

**EXTERIOR FINISH LEGEND:**

- B - BRICK (MAIN)
- B1 - BRICK SOLDIER COURSE (ACCENT)
- B2 - BRICK SOLDIER COURSE (ACCENT) + 20mm PROUD
- B3 - BRICK SLEEPER COURSE
- B4 - STACK BOND (ACCENT)
- B5 - BRICK SILL (ACCENT)
- B6 - BRICK ROW LOCK (ACCENT)
- B7 - BRICK CORBELLING
- B8 - BRICK CORNING 20mm PROUD
- +20 - BRICK 20mm PROUD
- 20 - BRICK 20mm RECESSED
- S - SIDING (HORIZONTAL)
- ST - STONE VENEER
- T - TRIM 200mm COVE SIDING
- AF - ALUMINUM FASCIA
- AC - ALUMINUM CLADDING
- AB - 48" ALUMINUM BAND
- AS - ASPHALT SHINGLES
- F - FLASHING
- V - ROOF VENT (MAXIMUM)
- P - PARGING
- PC - PARGING
- PCH10 - PRECAST HEADER 10"
- PCH8 - PRECAST HEADER 8"
- PCS - PRECAST SILL
- PCB - PRECAST BAND
- VS - VINYL SHAKES
- VEC - SIDING (VERTICAL CORNER)

**2012 O.B.C. DRAWINGS  
DRAWING SCHEDULE**

REV	DESCRIPTION	DATE	BY
REV-2	AS PER STRUCTURAL REVIEW	08/28/2018	VH
REV-1	NEW STANDARD DRWG MODIFICATION	11/02/2018	MP
NO.			

**LOT: XXXX**  
**DATE: XX/XX/XXXX**

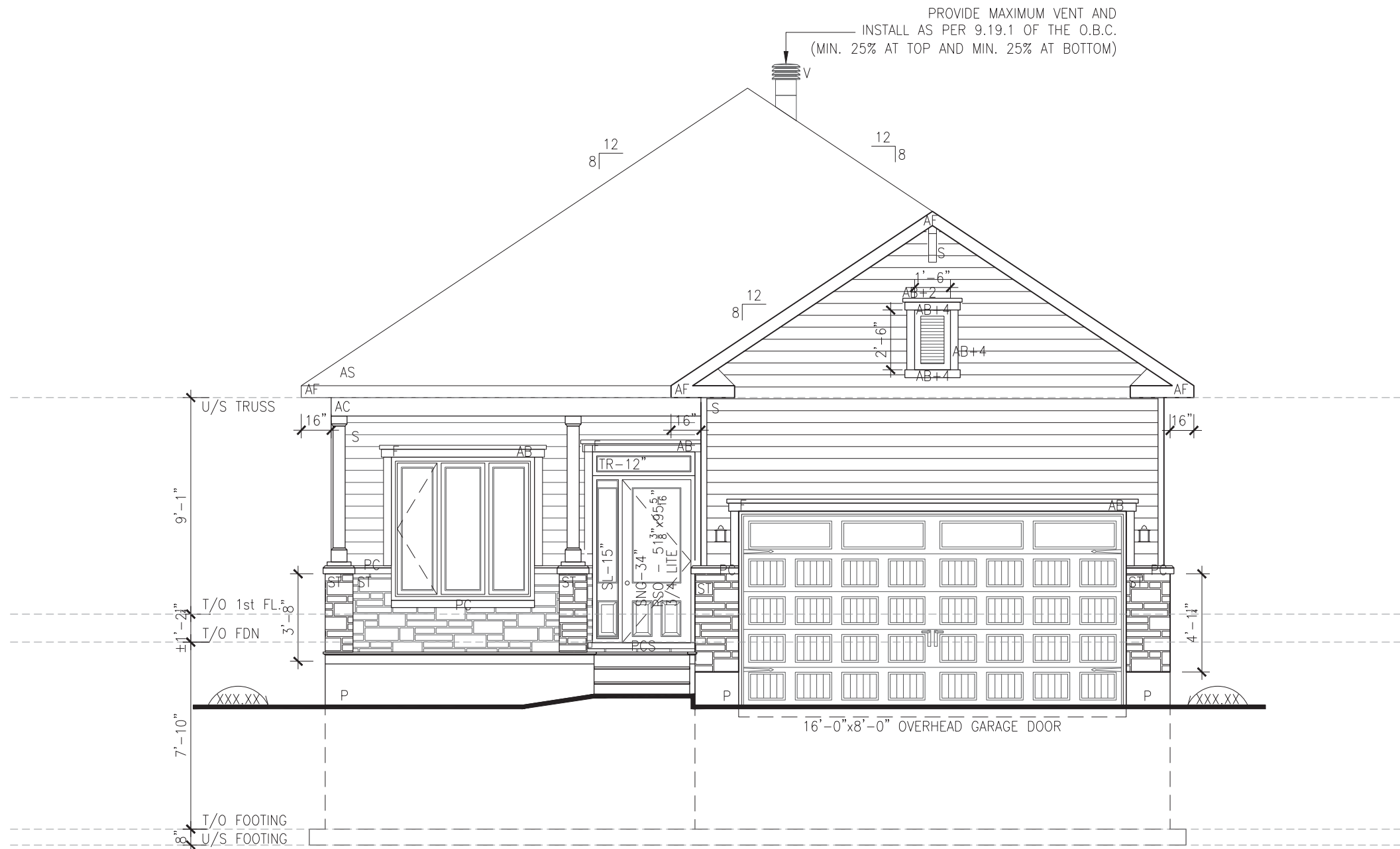
DRAWING: **ELEVATION B - LEFT - WOB**

ADDRESS: XX SCALE: 3/16" = 1'-0" DATE: XX/XX/XXXX

**1015 - THE MURRY  
2018 FOOTPRINT**  
(STANDARD DRAWINGS)

SHEET: **A4b**

ALL CONTRACTORS SHALL PERFORM THEIR WORK WHETHER DESCRIBED OR NOT, ACCORDING TO THE APPLICABLE BUILDING CODE REQUIREMENTS AND MUNICIPAL REGULATIONS.  
THE GENERAL CONTRACTOR SHALL CHECK AND VERIFY ALL DIMENSIONS AND REPORT ERRORS AND OMISSIONS TO VALECRAFT'S ARCHITECTURAL DEPARTMENT.  
NO DIMENSION SHOULD BE SCALED ON DRAWINGS.  
THE GENERAL CONTRACTOR OR SUB-CONTRACTORS WILL BE HELD RESPONSIBLE FOR ALL WORK DONE ON THE CONSTRUCTION SITE.



**ELEVATION C - FRONT**

SCALE: 3/16" = 1'-0"



I, DANIEL GUERIN, ARCHITECTURAL MANAGER FOR VALECRAFT HOMES LTD., HAVE REVIEWED THE FOLLOWING DOCUMENTS AND TAKE RESPONSIBILITY FOR THE DESIGN ACTIVITIES.  
 - PERSONAL BCIN #19896 TARIOR REGISTRATION NUMBER #611

\*\* SEE SIGNED SCHEDULE 1: DESIGNER INFORMATION FORM \*\*

THIS DRAWING IS TO BE USED IN CONJUNCTION WITH SCHEDULE B-1A AND ANY 680'S AND MAY SHOW ONLY SOME OF THE CHANGES DETAILED ON THAT DOCUMENT. SHOULD THE DRAWINGS NOT SHOW ALL ITEMS CONTAINED ON A SCHEDULE OR MISS OTHER ITEMS ALTOGETHER, THE SCHEDULE IS CONSIDERED THE GOVERNING DOCUMENT.

**EXTERIOR FINISH LEGEND:**

- |     |                                                 |       |                            |
|-----|-------------------------------------------------|-------|----------------------------|
| B   | - BRICK (MAIN)                                  | AF    | - ALUMINUM FASCIA          |
| B1  | - BRICK SOLDIER COURSE (ACCENT)                 | AC    | - ALUMINUM CLADDING        |
| B2  | - BRICK SOLDIER COURSE (ACCENT)<br>+ 20mm PROUD | AB    | - 48" ALUMINUM BAND        |
| B3  | - BRICK SLEEPER COURSE                          | AS    | - ASPHALT SHINGLES         |
| B4  | - STACK BOND (ACCENT)                           | F     | - FLASHING                 |
| B5  | - BRICK SILL (ACCENT)                           | V     | - ROOF VENT (MAXIMUM)      |
| B6  | - BRICK ROW LOCK (ACCENT)                       | P     | - PARGING                  |
| B7  | - BRICK CORBELLING                              | PC    | - PARGING                  |
| B8  | - BRICK COINING 20mm PROUD                      | PCH10 | - PRECAST HEADER 10"       |
| +20 | - BRICK 20mm PROUD                              | PCH8  | - PRECAST HEADER 8"        |
| -20 | - BRICK 20mm RECESSED                           | PCS   | - PRECAST SILL             |
| S   | - SIDING (HORIZONTAL)                           | PCB   | - PRECAST BAND             |
| ST  | - STONE VENEER                                  | VS    | - VINYL SHAKES             |
| T   | - TRIM 200mm COVE SIDING                        | VEC   | - SIDING (VERTICAL CORNER) |

**2012 O.B.C. DRAWINGS  
DRAWING SCHEDULE**

REV	DESCRIPTION	DATE	BY
REV-2	AS PER STRUCTURAL REVIEW	08/28/2018	VH
REV-1	NEW STANDARD DRWG MODIFICATION	11/02/2018	MP
NO.			

**LOT: XXXX**  
**DATE: XX/XX/XXXX**

DRAWING: **ELEVATION C - FRONT**

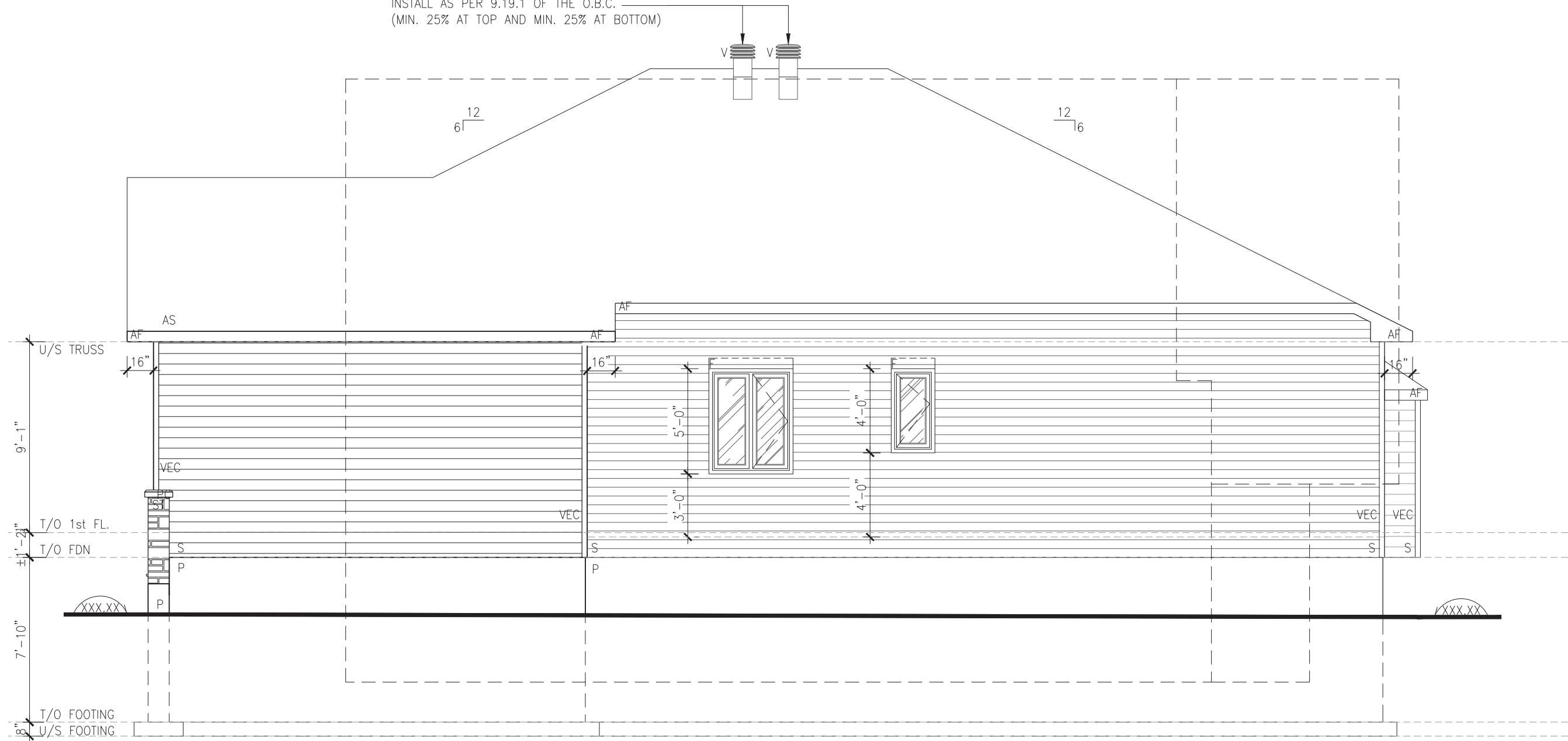
ADDRESS: XX SCALE: 3/16" = 1'-0" DATE: xx/xx/xxxx

**1015 - THE MURRY  
2018 FOOTPRINT**  
(STANDARD DRAWINGS)

SHEET: **A1c**

ALL CONTRACTORS SHALL PERFORM THEIR WORK WHETHER DESCRIBED OR NOT, ACCORDING TO THE APPLICABLE BUILDING CODE REQUIREMENTS AND MUNICIPAL REGULATIONS.  
 THE GENERAL CONTRACTOR SHALL CHECK AND VERIFY ALL DIMENSIONS AND REPORT ERRORS AND OMISSIONS TO VALECRAFT'S ARCHITECTURAL DEPARTMENT.  
 NO DIMENSION SHOULD BE SCALED ON DRAWINGS.  
 THE GENERAL CONTRACTOR OR SUB-CONTRACTORS WILL BE HELD RESPONSIBLE FOR ALL WORK DONE ON THE CONSTRUCTION SITE.

PROVIDE MAXIMUM VENT AND  
INSTALL AS PER 9.19.1 OF THE O.B.C.  
(MIN. 25% AT TOP AND MIN. 25% AT BOTTOM)



**ELEVATION C - RIGHT**

SCALE: 3/16" = 1'-0"



I, DANIEL GUERIN, ARCHITECTURAL MANAGER FOR VALECRAFT HOMES LTD., HAVE REVIEWED THE FOLLOWING DOCUMENTS AND TAKE RESPONSIBILITY FOR THE DESIGN ACTIVITIES.  
- PERSONAL BCIN #19896 TARIION REGISTRATION NUMBER #611

\*\* SEE SIGNED SCHEDULE 1: DESIGNER INFORMATION FORM \*\*

THIS DRAWING IS TO BE USED IN CONJUNCTION WITH SCHEDULE B-1A AND ANY 680'S AND MAY SHOW ONLY SOME OF THE CHANGES DETAILED ON THAT DOCUMENT. SHOULD THE DRAWINGS NOT SHOW ALL ITEMS CONTAINED ON A SCHEDULE OR MISS OTHER ITEMS ALTOGETHER, THE SCHEDULE IS CONSIDERED THE GOVERNING DOCUMENT.

**EXTERIOR FINISH LEGEND:**

- |     |                                              |       |                            |
|-----|----------------------------------------------|-------|----------------------------|
| B   | - BRICK (MAIN)                               | AF    | - ALUMINUM FASCIA          |
| B1  | - BRICK SOLDIER COURSE (ACCENT)              | AC    | - ALUMINUM CLADDING        |
| B2  | - BRICK SOLDIER COURSE (ACCENT) + 20mm PROUD | AB    | - 48" ALUMINUM BAND        |
| B3  | - BRICK SLEEPER COURSE                       | AS    | - ASPHALT SHINGLES         |
| B4  | - STACK BOND (ACCENT)                        | F     | - FLASHING                 |
| B5  | - BRICK SILL (ACCENT)                        | V     | - ROOF VENT (MAXIMUM)      |
| B6  | - BRICK ROW LOCK (ACCENT)                    | P     | - PARGING                  |
| B7  | - BRICK CORBELLING                           | PC    | - PARGING                  |
| B8  | - BRICK CORNING 20mm PROUD                   | PCH10 | - PRECAST HEADER 10"       |
| +20 | - BRICK 20mm PROUD                           | PCH8  | - PRECAST HEADER 8"        |
| -20 | - BRICK 20mm RECESSED                        | PCS   | - PRECAST SILL             |
| S   | - SIDING (HORIZONTAL)                        | PCB   | - PRECAST BAND             |
| ST  | - STONE VENEER                               | VS    | - VINYL SHAKES             |
| T   | - TRIM 200mm COVE SIDING                     | VEC   | - SIDING (VERTICAL CORNER) |

**2012 O.B.C. DRAWINGS  
DRAWING SCHEDULE**

NO.	DESCRIPTION	DATE	BY
REV-2	AS PER STRUCTURAL REVIEW	08/28/2018	VH
REV-1	NEW STANDARD DRWG MODIFICATION	11/02/2018	MP

**LOT: XXXX**  
**DATE: XX/XX/XXXX**

DRAWING: **ELEVATION C - RIGHT**

ADDRESS: XX SCALE: 3/16" = 1'-0" DATE: XX/XX/XXXX

**1015 - THE MURRY  
2018 FOOTPRINT**

(STANDARD DRAWINGS)

SHEET:

**A2c**

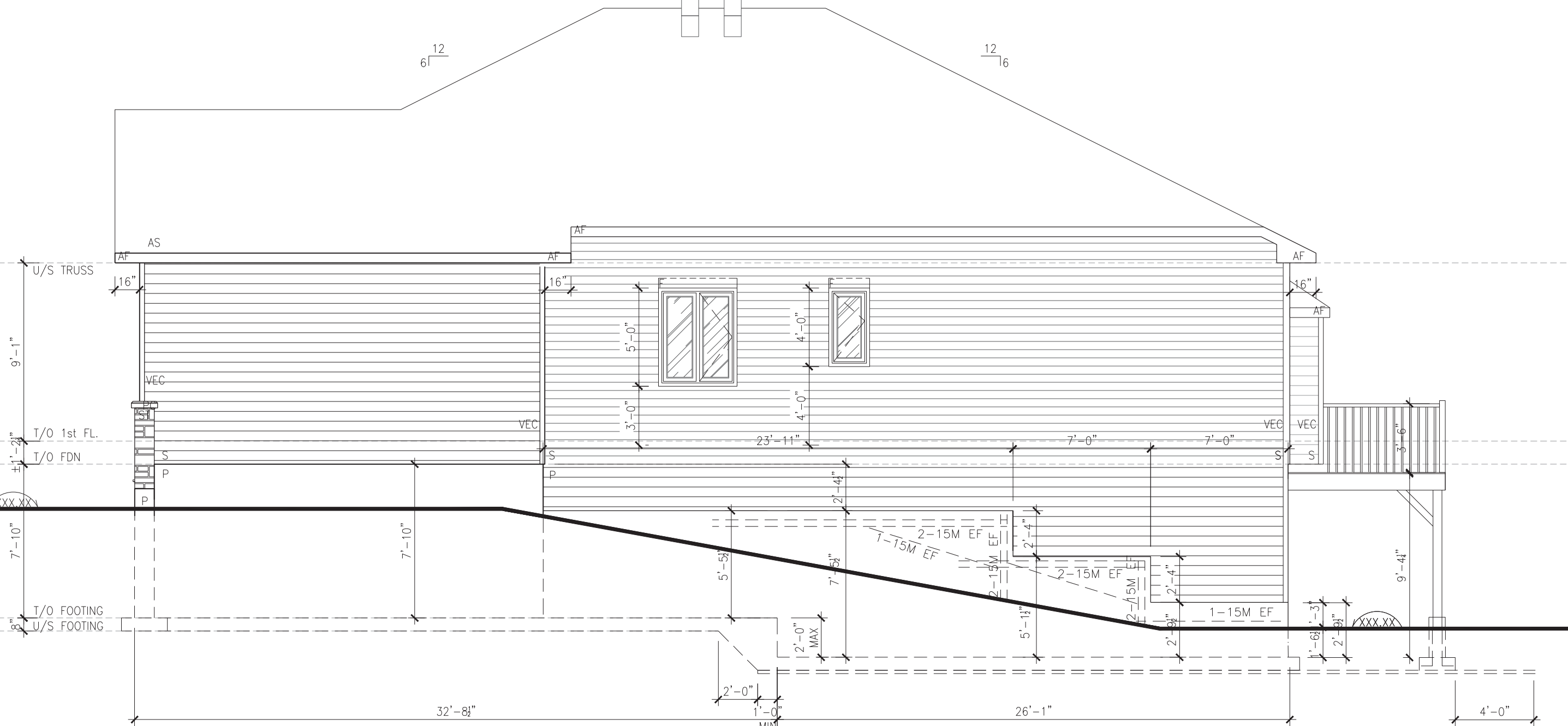
ALL CONTRACTORS SHALL PERFORM THEIR WORK WHETHER DESCRIBED OR NOT, ACCORDING TO THE APPLICABLE BUILDING CODE REQUIREMENTS AND MUNICIPAL REGULATIONS.

THE GENERAL CONTRACTOR SHALL CHECK AND VERIFY ALL DIMENSIONS AND REPORT ERRORS AND OMISSIONS TO VALECRAFT'S ARCHITECTURAL DEPARTMENT.

NO DIMENSION SHOULD BE SCALED ON DRAWINGS.

THE GENERAL CONTRACTOR OR SUB-CONTRACTORS WILL BE HELD RESPONSIBLE FOR ALL WORK DONE ON THE CONSTRUCTION SITE.

PROVIDE MAXIMUM VENT AND  
INSTALL AS PER 9.19.1 OF THE O.B.C.  
(MIN. 25% AT TOP AND MIN. 25% AT BOTTOM)



**ELEVATION C - RIGHT WOB**

SCALE: 3/16" = 1'-0"



I, DANIEL GUERIN, ARCHITECTURAL MANAGER FOR VALECRAFT HOMES LTD., HAVE REVIEWED THE FOLLOWING DOCUMENTS AND TAKE RESPONSIBILITY FOR THE DESIGN ACTIVITIES.  
- PERSONAL BCIN #19896 TARIOR REGISTRATION NUMBER #611

\*\* SEE SIGNED SCHEDULE 1: DESIGNER INFORMATION FORM \*\*

THIS DRAWING IS TO BE USED IN CONJUNCTION WITH SCHEDULE B-1A AND ANY 680'S AND MAY SHOW ONLY SOME OF THE CHANGES DETAILED ON THAT DOCUMENT. SHOULD THE DRAWINGS NOT SHOW ALL ITEMS CONTAINED ON A SCHEDULE OR MISS OTHER ITEMS ALTOGETHER, THE SCHEDULE IS CONSIDERED THE GOVERNING DOCUMENT.

**EXTERIOR FINISH LEGEND:**

- B - BRICK (MAIN)
- B1 - BRICK SOLDIER COURSE (ACCENT)
- B2 - BRICK SOLDIER COURSE (ACCENT) + 20mm PROUD
- B3 - BRICK SLEEPER COURSE
- B4 - STACK BOND (ACCENT)
- B5 - BRICK SILL (ACCENT)
- B6 - BRICK ROW LOCK (ACCENT)
- B7 - BRICK CORBELLING
- B8 - BRICK COINING 20mm PROUD
- +20 - BRICK 20mm PROUD
- 20 - BRICK 20mm RECESSED
- S - SIDING (HORIZONTAL)
- ST - STONE VENEER
- T - TRIM 200mm COVE SIDING
- AF - ALUMINUM FASCIA
- AC - ALUMINUM CLADDING
- AB - 48" ALUMINUM BAND
- AS - ASPHALT SHINGLES
- F - FLASHING
- V - ROOF VENT (MAXIMUM)
- P - PARING
- PC - PARING
- PCH10 - PRECAST HEADER 10"
- PCH8 - PRECAST HEADER 8"
- PCS - PRECAST SILL
- PCB - PRECAST BAND
- VS - VINYL SHAKES
- VEC - SIDING (VERTICAL CORNER)

ALL CONTRACTORS SHALL PERFORM THEIR WORK WHETHER DESCRIBED OR NOT, ACCORDING TO THE APPLICABLE BUILDING CODE REQUIREMENTS AND MUNICIPAL REGULATIONS.

THE GENERAL CONTRACTOR SHALL CHECK AND VERIFY ALL DIMENSIONS AND REPORT ERRORS AND OMISSIONS TO VALECRAFT'S ARCHITECTURAL DEPARTMENT.

NO DIMENSION SHOULD BE SCALED ON DRAWINGS.

THE GENERAL CONTRACTOR OR SUB-CONTRACTORS WILL BE HELD RESPONSIBLE FOR ALL WORK DONE ON THE CONSTRUCTION SITE.

**2012 O.B.C. DRAWINGS  
DRAWING SCHEDULE**

REV-NO.	DESCRIPTION	DATE	BY
REV-2	AS PER STRUCTURAL REVIEW	08/28/2018	VH
REV-1	NEW STANDARD DRWG MODIFICATION	11/02/2018	MP

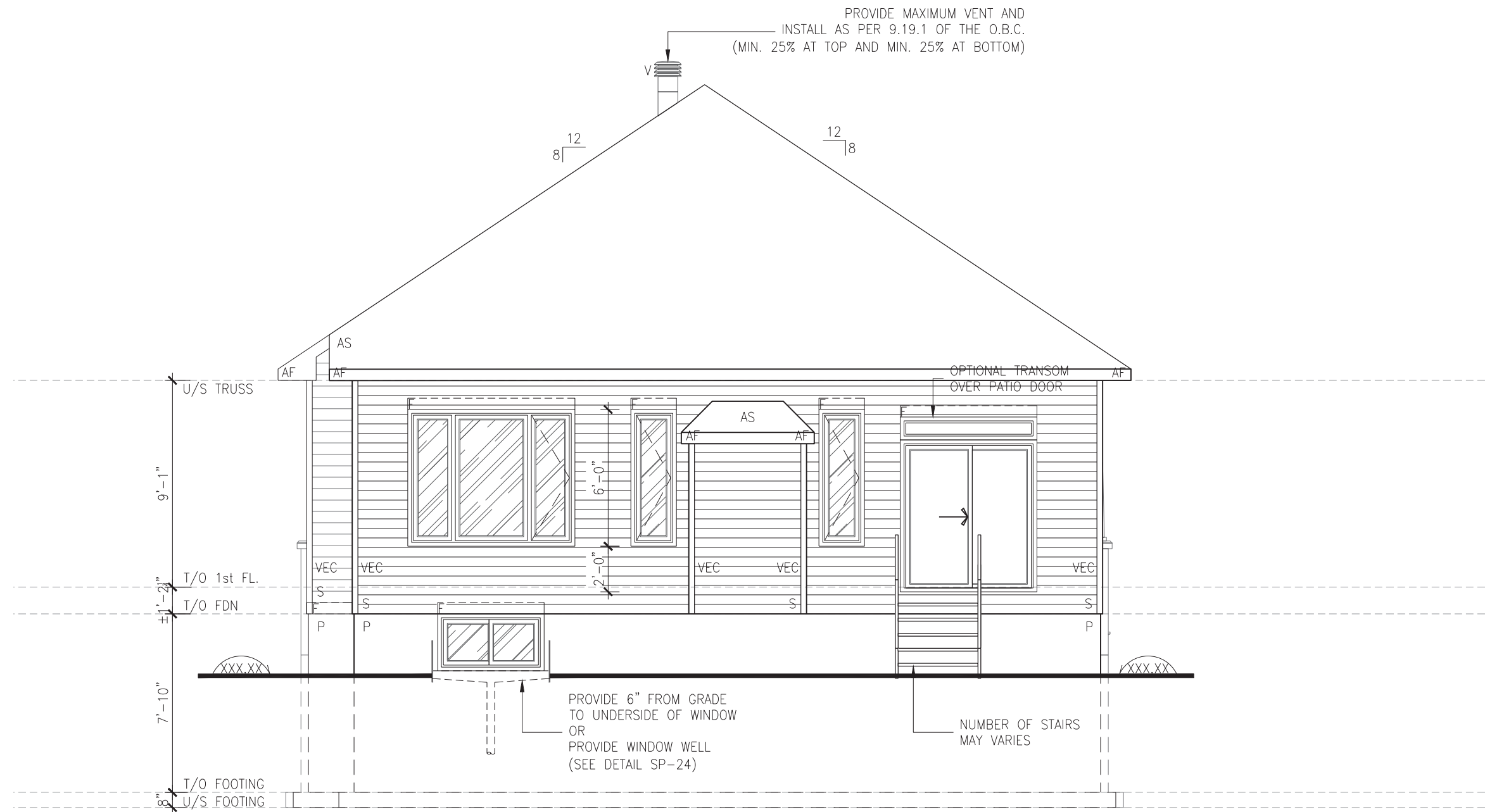
**LOT: XXXX**  
**DATE: XX/XX/XXXX**

**DRAWING:  
ELEVATION C - RIGHT-WOB**

ADDRESS: XX SCALE: 3/16" = 1'-0" DATE: XX/XX/XXXX

**1015 - THE MURRY  
2018 FOOTPRINT**  
(STANDARD DRAWINGS)

SHEET:  
**A2c**



**ELEVATION C - REAR**

SCALE: 3/16" = 1'-0"



I, DANIEL GUERIN, ARCHITECTURAL MANAGER FOR VALECRAFT HOMES LTD., HAVE REVIEWED THE FOLLOWING DOCUMENTS AND TAKE RESPONSIBILITY FOR THE DESIGN ACTIVITIES.  
 - PERSONAL BCIN #19896 TARION REGISTRATION NUMBER #611

\*\* SEE SIGNED SCHEDULE 1: DESIGNER INFORMATION FORM \*\*

THIS DRAWING IS TO BE USED IN CONJUNCTION WITH SCHEDULE B-1A AND ANY 680'S AND MAY SHOW ONLY SOME OF THE CHANGES DETAILED ON THAT DOCUMENT. SHOULD THE DRAWINGS NOT SHOW ALL ITEMS CONTAINED ON A SCHEDULE OR MISS OTHER ITEMS ALTOGETHER, THE SCHEDULE IS CONSIDERED THE GOVERNING DOCUMENT.

**EXTERIOR FINISH LEGEND:**

- |     |                                              |       |                            |
|-----|----------------------------------------------|-------|----------------------------|
| B   | - BRICK (MAIN)                               | AF    | - ALUMINUM FASCIA          |
| B1  | - BRICK SOLDIER COURSE (ACCENT)              | AC    | - ALUMINUM CLADDING        |
| B2  | - BRICK SOLDIER COURSE (ACCENT) + 20mm PROUD | AB    | - 48" ALUMINUM BAND        |
| B3  | - BRICK SLEEPER COURSE                       | AS    | - ASPHALT SHINGLES         |
| B4  | - STACK BOND (ACCENT)                        | F     | - FLASHING                 |
| B5  | - BRICK SILL (ACCENT)                        | V     | - ROOF VENT (MAXIMUM)      |
| B6  | - BRICK ROW LOCK (ACCENT)                    | P     | - PARGING                  |
| B7  | - BRICK CORBELLING                           | PC    | - PARGING                  |
| B8  | - BRICK CORNING 20mm PROUD                   | PCH10 | - PRECAST HEADER 10"       |
| +20 | - BRICK 20mm PROUD                           | PCH8  | - PRECAST HEADER 8"        |
| -20 | - BRICK 20mm RECESSED                        | PCS   | - PRECAST SILL             |
| S   | - SIDING (HORIZONTAL)                        | PCB   | - PRECAST BAND             |
| ST  | - STONE VENEER                               | VS    | - VINYL SHAKES             |
| T   | - TRIM 200mm COVE SIDING                     | VEC   | - SIDING (VERTICAL CORNER) |

ALL CONTRACTORS SHALL PERFORM THEIR WORK WHETHER DESCRIBED OR NOT, ACCORDING TO THE APPLICABLE BUILDING CODE REQUIREMENTS AND MUNICIPAL REGULATIONS.

THE GENERAL CONTRACTOR SHALL CHECK AND VERIFY ALL DIMENSIONS AND REPORT ERRORS AND OMISSIONS TO VALECRAFT'S ARCHITECTURAL DEPARTMENT.

NO DIMENSION SHOULD BE SCALED ON DRAWINGS.

THE GENERAL CONTRACTOR OR SUB-CONTRACTORS WILL BE HELD RESPONSIBLE FOR ALL WORK DONE ON THE CONSTRUCTION SITE.

**2012 O.B.C. DRAWINGS  
DRAWING SCHEDULE**

NO.	DESCRIPTION	DATE	BY
REV-2	AS PER STRUCTURAL REVIEW	08/28/2018	VH
REV-1	NEW STANDARD DRWG MODIFICATION	11/02/2018	MP

**LOT: XXXX**  
**DATE: XX/XX/XXXX**

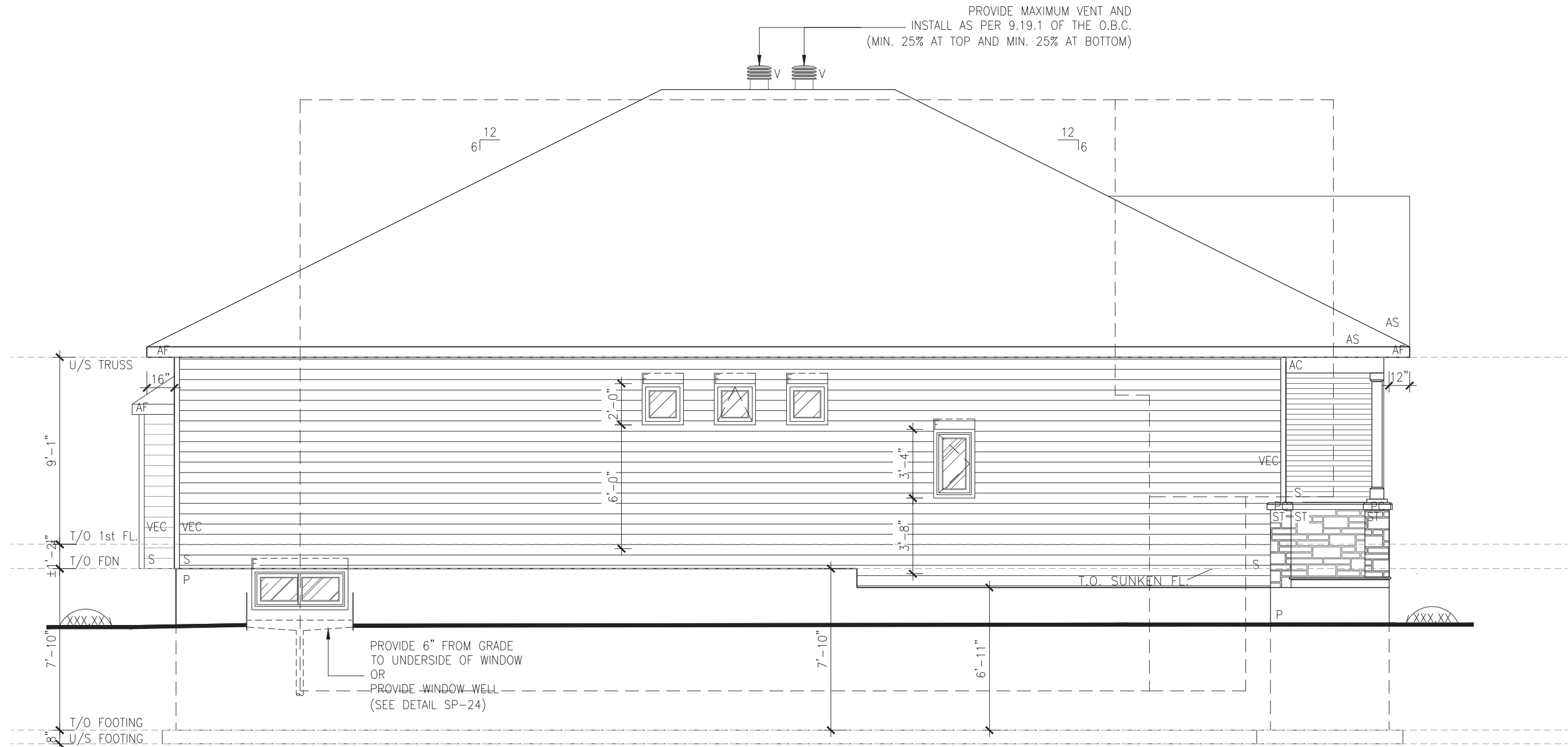
DRAWING: **ELEVATION C - REAR**

ADDRESS: XX SCALE: 3/16" = 1'-0" DATE: XX/XX/XXXX

**1015 - THE MURRY  
2018 FOOTPRINT**  
(STANDARD DRAWINGS)

SHEET: **A3c**





**ELEVATION C - LEFT**

SCALE: 3/16" = 1'-0"



I, DANIEL GUERIN, ARCHITECTURAL MANAGER FOR VALECRAFT HOMES LTD., HAVE REVIEWED THE FOLLOWING DOCUMENTS AND TAKE RESPONSIBILITY FOR THE DESIGN ACTIVITIES.  
 - PERSONAL BCIN #19896 TARIION REGISTRATION NUMBER #611

\*\* SEE SIGNED SCHEDULE 1: DESIGNER INFORMATION FORM \*\*

THIS DRAWING IS TO BE USED IN CONJUNCTION WITH SCHEDULE B-1A AND ANY 680'S AND MAY SHOW ONLY SOME OF THE CHANGES DETAILED ON THAT DOCUMENT. SHOULD THE DRAWINGS NOT SHOW ALL ITEMS CONTAINED ON A SCHEDULE OR MISS OTHER ITEMS ALTOGETHER, THE SCHEDULE IS CONSIDERED THE GOVERNING DOCUMENT.

**EXTERIOR FINISH LEGEND:**

- B - BRICK (MAIN)
- B1 - BRICK SOLDIER COURSE (ACCENT)
- B2 - BRICK SOLDIER COURSE (ACCENT) + 20mm PROUD
- B3 - BRICK SLEEPER COURSE
- B4 - STACK BOND (ACCENT)
- B5 - BRICK SILL (ACCENT)
- B6 - BRICK ROW LOCK (ACCENT)
- B7 - BRICK CORBELLING
- B8 - BRICK COINING 20mm PROUD
- +20 - BRICK 20mm PROUD
- 20 - BRICK 20mm RECESSED
- S - SIDING (HORIZONTAL)
- ST - STONE VENEER
- T - TRIM 200mm COVE SIDING
- AF - ALUMINUM FASCIA
- AC - ALUMINUM CLADDING
- AB - 48" ALUMINUM BAND
- AS - ASPHALT SHINGLES
- F - FLASHING
- V - ROOF VENT (MAXIMUM)
- P - PARGING
- PC - PARGING
- PCH10 - PRECAST HEADER 10"
- PCH8 - PRECAST HEADER 8"
- PCS - PRECAST SILL
- PCB - PRECAST BAND
- VS - VINYL SAKES
- VEC - SIDING (VERTICAL CORNER)

ALL CONTRACTORS SHALL PERFORM THEIR WORK WHETHER DESCRIBED OR NOT, ACCORDING TO THE APPLICABLE BUILDING CODE REQUIREMENTS AND MUNICIPAL REGULATIONS.

THE GENERAL CONTRACTOR SHALL CHECK AND VERIFY ALL DIMENSIONS AND REPORT ERRORS AND OMISSIONS TO VALECRAFT'S ARCHITECTURAL DEPARTMENT.

NO DIMENSION SHOULD BE SCALED ON DRAWINGS.

THE GENERAL CONTRACTOR OR SUB-CONTRACTORS WILL BE HELD RESPONSIBLE FOR ALL WORK DONE ON THE CONSTRUCTION SITE.

**2012 O.B.C. DRAWINGS  
DRAWING SCHEDULE**

NO.	DESCRIPTION	DATE	BY
REV-2	AS PER STRUCTURAL REVIEW	08/28/2018	VH
REV-1	NEW STANDARD DRWG MODIFICATION	11/02/2018	MP

**LOT: XXXX**  
**DATE: XX/XX/XXXX**

DRAWING: **ELEVATION C - LEFT**

ADDRESS: XX SCALE: 3/16" = 1'-0" DATE: XX/XX/XXXX

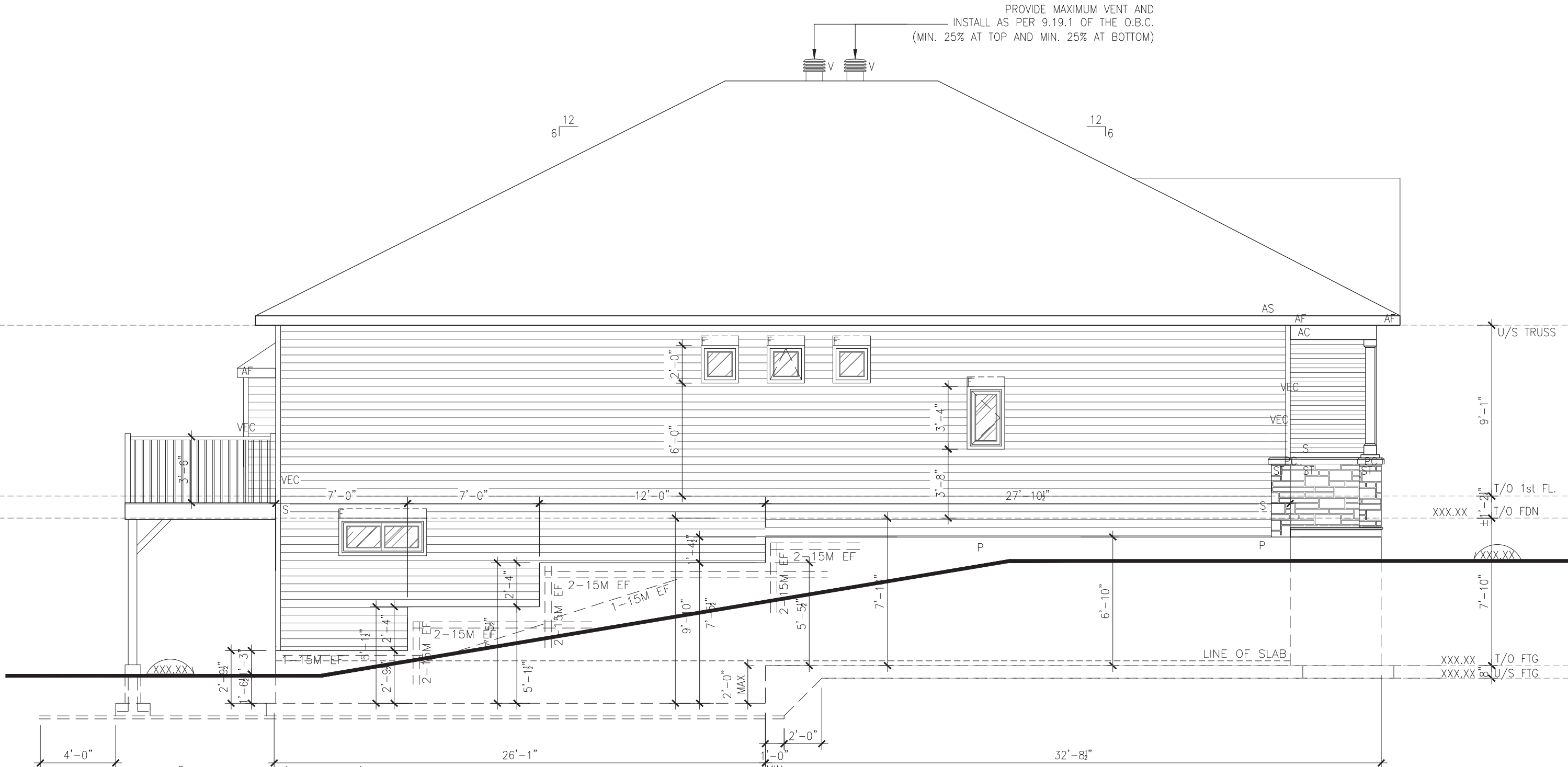
**1015 - THE MURRY  
2018 FOOTPRINT**

(STANDARD DRAWINGS)

SHEET:

**A4c**

PROVIDE MAXIMUM VENT AND  
INSTALL AS PER 9.19.1 OF THE O.B.C.  
(MIN. 25% AT TOP AND MIN. 25% AT BOTTOM)



2" RIGID INSULATION (SRP 400 R10) UNDER THE FOOTINGS WITH EQUAL PROJECTION FROM EXT. & INT. OF FOOTING. THE SUM OF PROJECTION & HT. OF BACKFILL FROM UNDERSIDE OF FOOTING MUST BE A MIN. 5'-0"

**ELEVATION C - LEFT WOB**

SCALE: 3/16" = 1'-0"



I, DANIEL GUERIN, ARCHITECTURAL MANAGER FOR VALECRAFT HOMES LTD., HAVE REVIEWED THE FOLLOWING DOCUMENTS AND TAKE RESPONSIBILITY FOR THE DESIGN ACTIVITIES.  
- PERSONAL BCIN #19896 TARIOR REGISTRATION NUMBER #611

\*\* SEE SIGNED SCHEDULE 1: DESIGNER INFORMATION FORM \*\*

THIS DRAWING IS TO BE USED IN CONJUNCTION WITH SCHEDULE B-1A AND ANY 680'S AND MAY SHOW ONLY SOME OF THE CHANGES DETAILED ON THAT DOCUMENT. SHOULD THE DRAWINGS NOT SHOW ALL ITEMS CONTAINED ON A SCHEDULE OR MISS OTHER ITEMS ALTOGETHER, THE SCHEDULE IS CONSIDERED THE GOVERNING DOCUMENT.

- EXTERIOR FINISH LEGEND:**
- B - BRICK (MAIN)
  - B1 - BRICK SOLDIER COURSE (ACCENT)
  - B2 - BRICK SOLDIER COURSE (ACCENT) + 20mm PROUD
  - B3 - BRICK SLEEPER COURSE
  - B4 - STACK BOND (ACCENT)
  - B5 - BRICK SILL (ACCENT)
  - B6 - BRICK ROW LOCK (ACCENT)
  - B7 - BRICK CORBELLING
  - B8 - BRICK CORNING 20mm PROUD
  - +20 - BRICK 20mm PROUD
  - 20 - BRICK 20mm RECESSED
  - S - SIDING (HORIZONTAL)
  - ST - STONE VENEER
  - T - TRIM 200mm COVE SIDING
  - AF - ALUMINUM FASCIA
  - AC - ALUMINUM CLADDING
  - AB - 48" ALUMINUM BAND
  - AS - ASPHALT SHINGLES
  - F - FLASHING
  - V - ROOF VENT (MAXIMUM)
  - P - PARGING
  - PC - PARGING
  - PCH10 - PRECAST HEADER 10"
  - PCH8 - PRECAST HEADER 8"
  - PCS - PRECAST SILL
  - PCB - PRECAST BAND
  - VS - VINYL SHAKES
  - VEC - SIDING (VERTICAL CORNER)

**2012 O.B.C. DRAWINGS  
DRAWING SCHEDULE**

NO.	DESCRIPTION	DATE	BY
REV-2	AS PER STRUCTURAL REVIEW	08/28/2018	VH
REV-1	NEW STANDARD DRWG MODIFICATION	11/02/2018	MP

**LOT: XXXX**  
**DATE: XX/XX/XXXX**

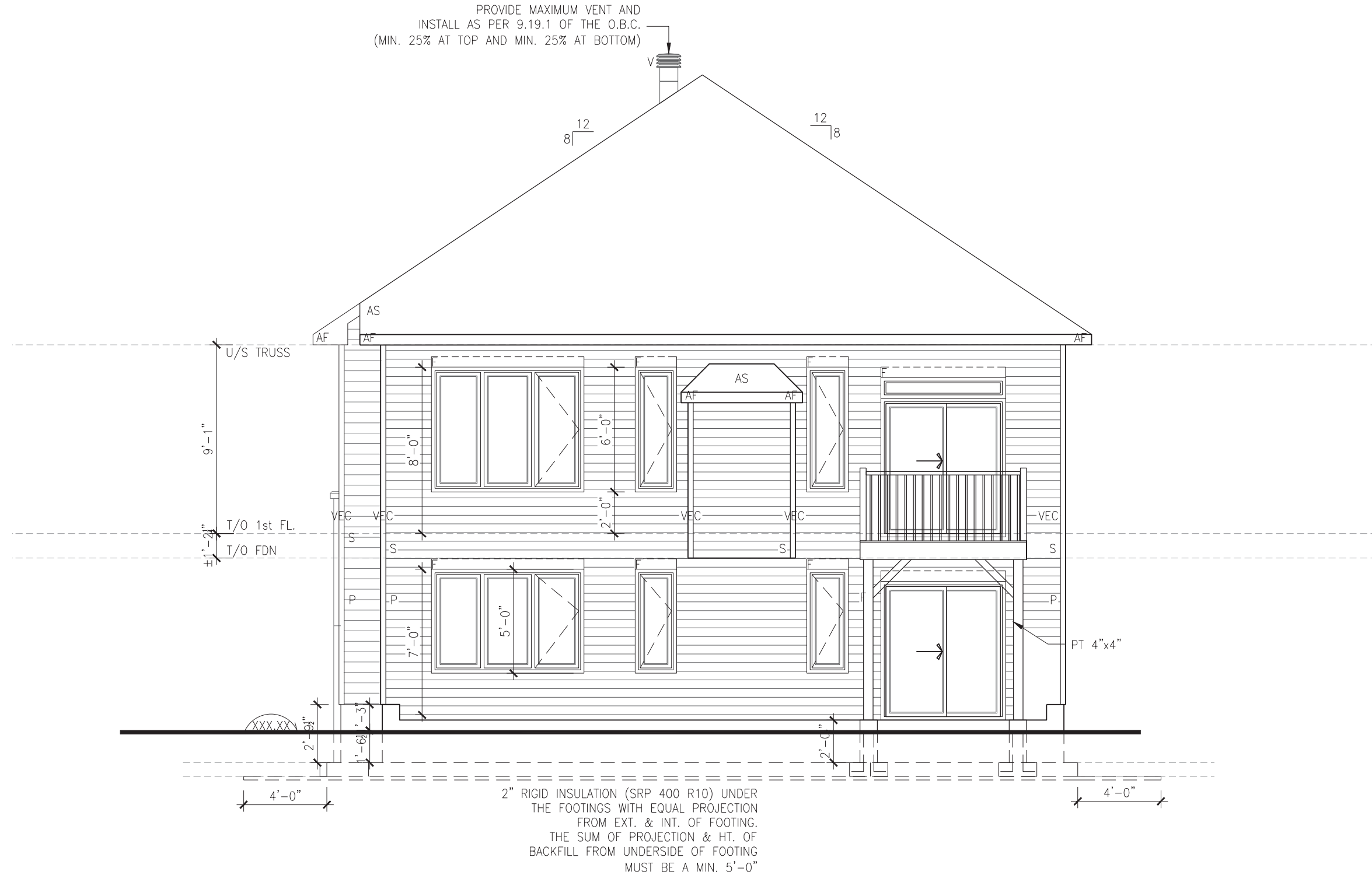
DRAWING: **ELEVATION C - LEFT - WOB**

ADDRESS: XX SCALE: 3/16" = 1'-0" DATE: XX/XX/XXXX

**1015 - THE MURRY  
2018 FOOTPRINT**  
(STANDARD DRAWINGS)

SHEET: **A4c**

PROVIDE MAXIMUM VENT AND  
INSTALL AS PER 9.19.1 OF THE O.B.C.  
(MIN. 25% AT TOP AND MIN. 25% AT BOTTOM)



**ELEVATION C - REAR WOB**

SCALE: 3/16" = 1'-0"



I, DANIEL GUERIN, ARCHITECTURAL MANAGER FOR VALECRAFT HOMES LTD., HAVE REVIEWED THE FOLLOWING DOCUMENTS AND TAKE RESPONSIBILITY FOR THE DESIGN ACTIVITIES.  
- PERSONAL BCIN #19896 TARION REGISTRATION NUMBER #611

\*\* SEE SIGNED SCHEDULE 1: DESIGNER INFORMATION FORM \*\*

THIS DRAWING IS TO BE USED IN CONJUNCTION WITH SCHEDULE B-1A AND ANY 680'S AND MAY SHOW ONLY SOME OF THE CHANGES DETAILED ON THAT DOCUMENT. SHOULD THE DRAWINGS NOT SHOW ALL ITEMS CONTAINED ON A SCHEDULE OR MISS OTHER ITEMS ALTOGETHER, THE SCHEDULE IS CONSIDERED THE GOVERNING DOCUMENT.

**EXTERIOR FINISH LEGEND:**

- |     |                                                 |      |                            |
|-----|-------------------------------------------------|------|----------------------------|
| B   | - BRICK (MAIN)                                  | AF   | - ALUMINUM FASCIA          |
| B1  | - BRICK SOLDIER COURSE (ACCENT)                 | AC   | - ALUMINUM CLADDING        |
| B2  | - BRICK SOLDIER COURSE (ACCENT)<br>+ 20mm PROUD | AB   | - 48" ALUMINUM BAND        |
| B3  | - BRICK SLEEPER COURSE                          | AS   | - ASPHALT SHINGLES         |
| B4  | - STACK BOND (ACCENT)                           | F    | - FLASHING                 |
| B5  | - BRICK SILL (ACCENT)                           | V    | - ROOF VENT (MAXIMUM)      |
| B6  | - BRICK ROW LOCK (ACCENT)                       | P    | - PARGING                  |
| B7  | - BRICK CORBELLING                              | PC   | - PARGING                  |
| B8  | - BRICK COINING 20mm PROUD                      | PC10 | - PRECAST HEADER 10"       |
| +20 | - BRICK 20mm PROUD                              | PC8  | - PRECAST HEADER 8"        |
| -20 | - BRICK 20mm RECESSED                           | PCS  | - PRECAST SILL             |
| S   | - SIDING (HORIZONTAL)                           | PCB  | - PRECAST BAND             |
| ST  | - STONE VENEER                                  | VS   | - VINYL SHAKES             |
| T   | - TRIM 200mm COVE SIDING                        | VEC  | - SIDING (VERTICAL CORNER) |

**2012 O.B.C. DRAWINGS**

**DRAWING SCHEDULE**

NO.	DESCRIPTION	DATE	BY
REV-2	AS PER STRUCTURAL REVIEW	08/28/2018	VH
REV-1	NEW STANDARD DRWG MODIFICATION	11/02/2018	MP

**LOT:** XXXX

**DATE:** XX/XX/XXXX

DRAWING: **ELEVATION C - REAR WOB**

ADDRESS: XX SCALE: 3/16" = 1'-0" DATE: XX/XX/XXXX

**1015 - THE MURRY  
2018 FOOTPRINT**

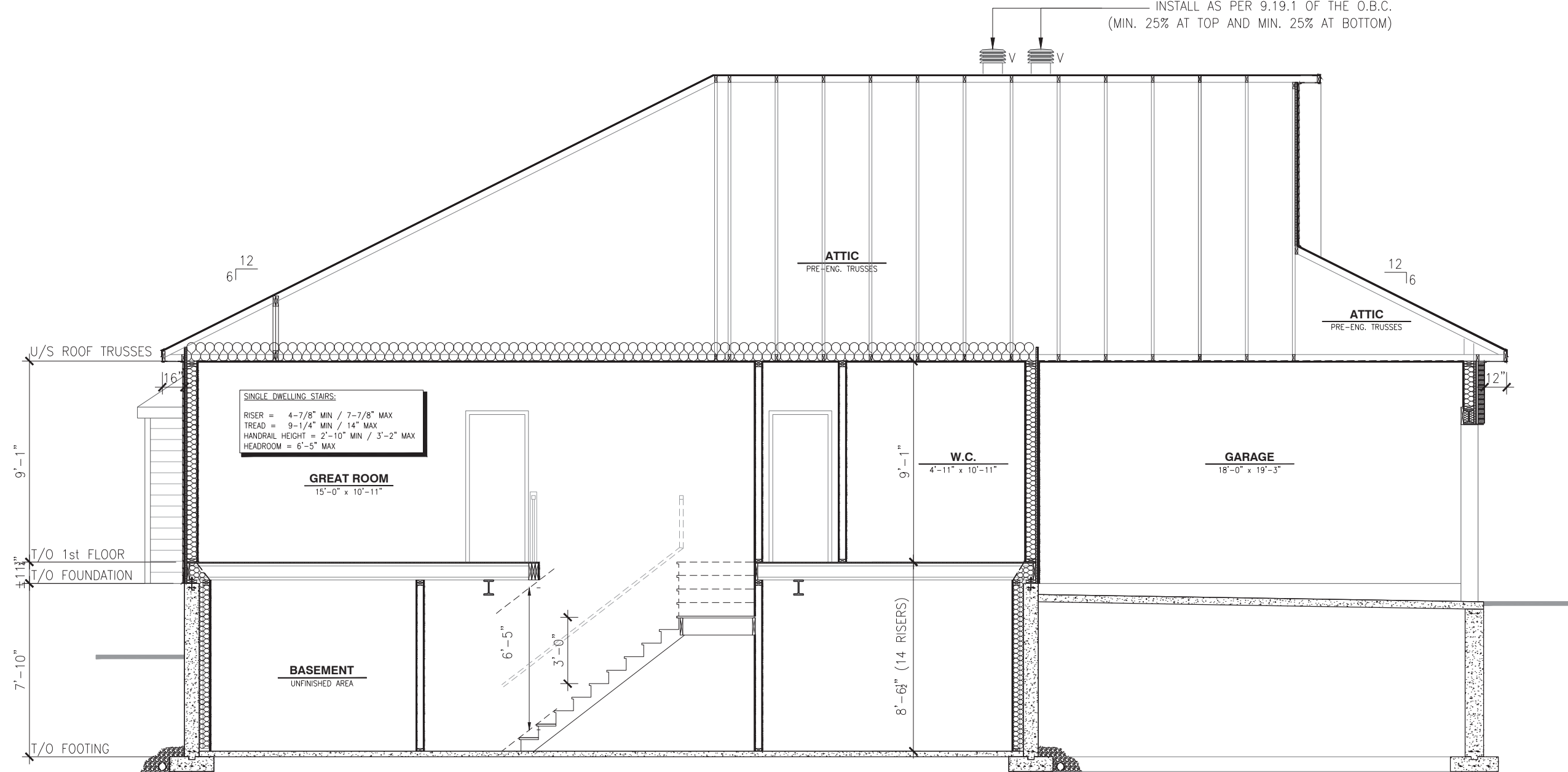
(STANDARD DRAWINGS)

SHEET:

**A3c**

ALL CONTRACTORS SHALL PERFORM THEIR WORK WHETHER DESCRIBED OR NOT, ACCORDING TO THE APPLICABLE BUILDING CODE REQUIREMENTS AND MUNICIPAL REGULATIONS.  
THE GENERAL CONTRACTOR SHALL CHECK AND VERIFY ALL DIMENSIONS AND REPORT ERRORS AND OMISSIONS TO VALECRAFT'S ARCHITECTURAL DEPARTMENT.  
NO DIMENSION SHOULD BE SCALED ON DRAWINGS.  
THE GENERAL CONTRACTOR OR SUB-CONTRACTORS WILL BE HELD RESPONSIBLE FOR ALL WORK DONE ON THE CONSTRUCTION SITE.

PROVIDE MAXIMUM VENT AND  
INSTALL AS PER 9.19.1 OF THE O.B.C.  
(MIN. 25% AT TOP AND MIN. 25% AT BOTTOM)



**BUILDING SECTION - ELEVATION A/B/C (SIM)**

SCALE: 3/16" = 1'-0"



I, DANIEL GUERIN, ARCHITECTURAL MANAGER FOR VALECRAFT HOMES LTD., HAVE REVIEWED THE FOLLOWING DOCUMENTS AND TAKE RESPONSIBILITY FOR THE DESIGN ACTIVITIES.  
- PERSONAL BCIN #19896 TARION REGISTRATION NUMBER #611

\*\* SEE SIGNED SCHEDULE 1: DESIGNER INFORMATION FORM \*\*

THIS DRAWING IS TO BE USED IN CONJUNCTION WITH SCHEDULE B-1A AND ANY 680'S AND MAY SHOW ONLY SOME OF THE CHANGES DETAILED ON THAT DOCUMENT. SHOULD THE DRAWINGS NOT SHOW ALL ITEMS CONTAINED ON A SCHEDULE OR MISS OTHER ITEMS ALTOGETHER, THE SCHEDULE IS CONSIDERED THE GOVERNING DOCUMENT.

**EXTERIOR FINISH LEGEND:**

- |     |                                                 |       |                            |
|-----|-------------------------------------------------|-------|----------------------------|
| B   | - BRICK (MAIN)                                  | AF    | - ALUMINUM FASCIA          |
| B1  | - BRICK SOLDIER COURSE (ACCENT)                 | AC    | - ALUMINUM CLADDING        |
| B2  | - BRICK SOLDIER COURSE (ACCENT)<br>+ 20mm PROUD | AB    | - 48" ALUMINUM BAND        |
| B3  | - BRICK SLEEPER COURSE                          | AS    | - ASPHALT SHINGLES         |
| B4  | - BRICK SLEEPER COURSE                          | F     | - FLASHING                 |
| B5  | - BRICK SILL (ACCENT)                           | V     | - ROOF VENT (MAXIMUM)      |
| B6  | - BRICK ROW LOCK (ACCENT)                       | P     | - PARGING                  |
| B7  | - BRICK CORBELLING                              | PC    | - PARGING                  |
| B8  | - BRICK CORNER 20mm PROUD                       | PCH10 | - PRECAST HEADER 10"       |
| +20 | - BRICK 20mm PROUD                              | PCH8  | - PRECAST HEADER 8"        |
| -20 | - BRICK 20mm RECESSED                           | PCS   | - PRECAST SILL             |
| S   | - SIDING (HORIZONTAL)                           | PCB   | - PRECAST BAND             |
| ST  | - STONE VENEER                                  | VS    | - VINYL SHAKES             |
| T   | - TRIM 200mm COVE SIDING                        | VEC   | - SIDING (VERTICAL CORNER) |

ALL CONTRACTORS SHALL PERFORM THEIR WORK WHETHER DESCRIBED OR NOT, ACCORDING TO THE APPLICABLE BUILDING CODE REQUIREMENTS AND MUNICIPAL REGULATIONS.

THE GENERAL CONTRACTOR SHALL CHECK AND VERIFY ALL DIMENSIONS AND REPORT ERRORS AND OMISSIONS TO VALECRAFT'S ARCHITECTURAL DEPARTMENT.

NO DIMENSION SHOULD BE SCALED ON DRAWINGS.

THE GENERAL CONTRACTOR OR SUB-CONTRACTORS WILL BE HELD RESPONSIBLE FOR ALL WORK DONE ON THE CONSTRUCTION SITE.

**2012 O.B.C. DRAWINGS  
DRAWING SCHEDULE**

REV-2	AS PER STRUCTURAL REVIEW	08/28/2018	VH
REV-1	NEW STANDARD DRWG MODIFICATION	11/02/2018	MP
NO.	DESCRIPTION	DATE	BY

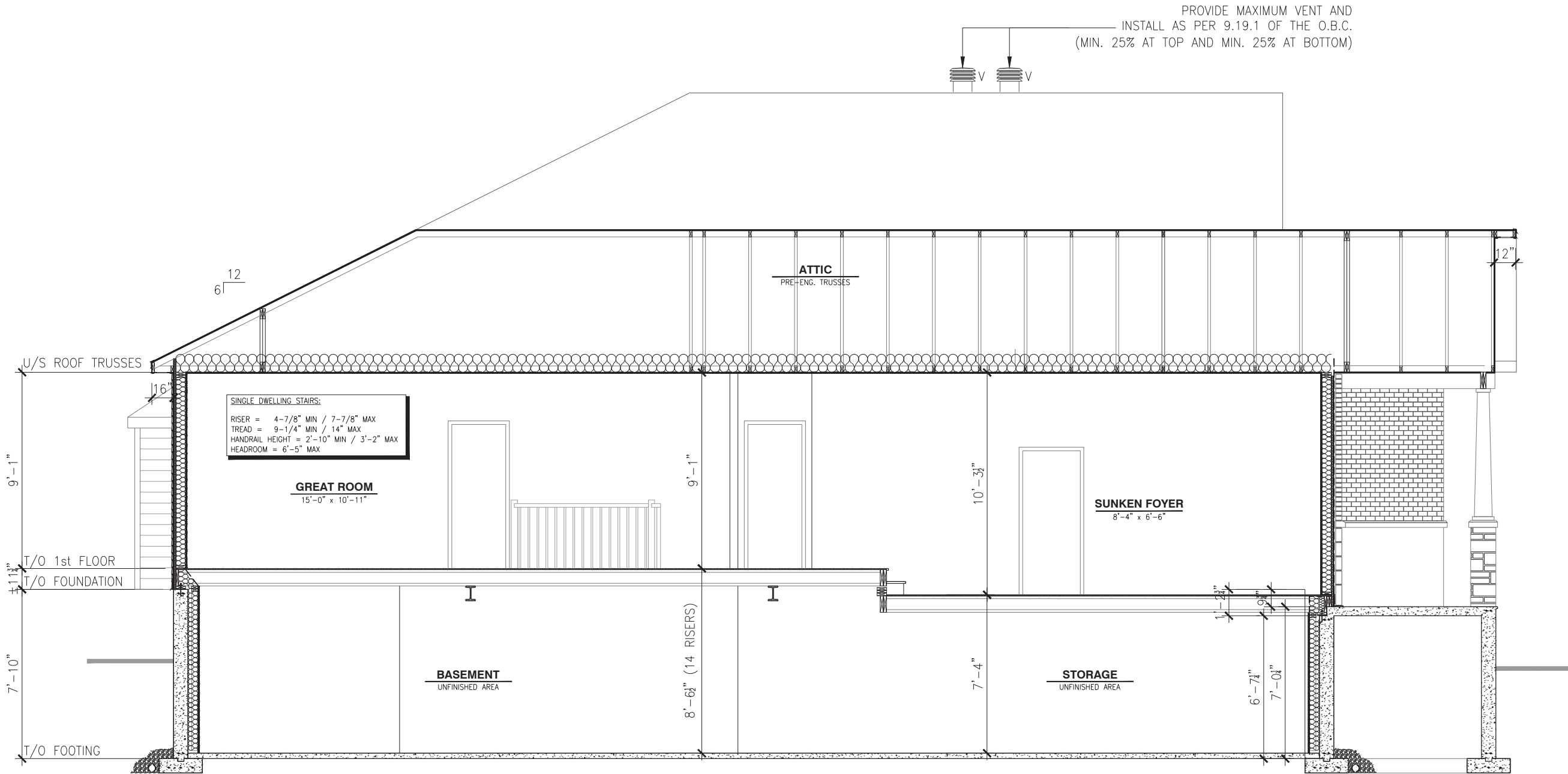
**LOT: XXXX**  
**DATE: XX/XX/XXXX**

DRAWING: **BUILDING SECTION - STAIRS**

ADDRESS: XX SCALE: AS INDICATED DATE: XX/XX/XXXX

**1015 - THE MURRY  
2018 FOOTPRINT**  
(STANDARD DRAWINGS)

SHEET: **A10a**



ALL CONTRACTORS SHALL PERFORM THEIR WORK WHETHER DESCRIBED OR NOT, ACCORDING TO THE APPLICABLE BUILDING CODE REQUIREMENTS AND MUNICIPAL REGULATIONS.

THE GENERAL CONTRACTOR SHALL CHECK AND VERIFY ALL DIMENSIONS AND REPORT ERRORS AND OMISSIONS TO VALECRAFT'S ARCHITECTURAL DEPARTMENT.

NO DIMENSION SHOULD BE SCALED ON DRAWINGS.  
**BUILDING SECTION - ELEVATION A/B/C (SIM)**  
 THE GENERAL CONTRACTOR OR SUB-CONTRACTORS WILL BE HELD RESPONSIBLE FOR ALL WORK DONE ON THE CONSTRUCTION SITE.

I, DANIEL GUERIN, ARCHITECTURAL MANAGER FOR VALECRAFT HOMES LTD., HAVE REVIEWED THE FOLLOWING DOCUMENTS AND TAKE RESPONSIBILITY FOR THE DESIGN ACTIVITIES.  
 - PERSONAL BCIN #19896 TARION REGISTRATION NUMBER #611

\*\* SEE SIGNED SCHEDULE 1: DESIGNER INFORMATION FORM \*\*

THIS DRAWING IS TO BE USED IN CONJUNCTION WITH SCHEDULE B-1A AND ANY 680'S AND MAY SHOW ONLY SOME OF THE CHANGES DETAILED ON THAT DOCUMENT. SHOULD THE DRAWINGS NOT SHOW ALL ITEMS CONTAINED ON A SCHEDULE OR MISS OTHER ITEMS TOGETHER, THE SCHEDULE IS CONSIDERED THE GOVERNING DOCUMENT.

- EXTERIOR FINISH LEGEND:
- B - BRICK (MAIN)
  - B1 - BRICK SOLDIER COURSE (ACCENT)
  - B2 - BRICK SOLDIER COURSE (ACCENT) + 20mm PROUD
  - B3 - BRICK SLEEPER COURSE
  - B4 - STACK BOND (ACCENT)
  - B5 - BRICK SILL (ACCENT)
  - B6 - BRICK ROW LOCK (ACCENT)
  - B7 - BRICK CORBELLING
  - B8 - BRICK COINING 20mm PROUD
  - +20 - BRICK 20mm PROUD
  - 20 - BRICK 20mm RECESSED
  - S - SIDING (HORIZONTAL)
  - ST - STONE VENEER
  - T - TRIM 200mm COVE SIDING
  - AF - ALUMINUM FASCIA
  - AC - ALUMINUM CLADDING
  - AB - 48" ALUMINUM BAND
  - AS - ASPHALT SHINGLES
  - F - FLASHING
  - V - ROOF VENT (MAXIMUM)
  - P - PARGING
  - PC - PARGING
  - PCH10 - PRECAST HEADER 10"
  - PCH8 - PRECAST HEADER 8"
  - PCS - PRECAST SILL
  - PCB - PRECAST BAND
  - VS - VINYL SHAKES
  - VEC - SIDING (VERTICAL CORNER)

**2012 O.B.C. DRAWINGS  
DRAWING SCHEDULE**

NO.	DESCRIPTION	DATE	BY
REV-2	AS PER STRUCTURAL REVIEW	08/28/2018	VH
REV-1	NEW STANDARD DRWG MODIFICATION	11/02/2018	MP

**LOT: XXXX**  
**DATE: XX/XX/XXXX**

DRAWING: **BUILDING SECTION - SUNKEN**

ADDRESS: XX SCALE: AS INDICATED DATE: XX/XX/XXXX

**1015 - THE MURRY  
2018 FOOTPRINT**  
 (STANDARD DRAWINGS)

SHEET: **A10b**