



Valecraft
Homes Ltd.

- PERSONAL BCIN #19896
- TARION REGISTRATION NUMBER #611

** SEE SIGNED SCHEDULE 1: DESIGNER INFORMATION FORM **

THIS DRAWING IS TO BE USED IN CONJUNCTION WITH SCHEDULE B-1A AND ANY 680'S AND MAY SHOW ONLY SOME OF THE CHANGES DETAILED ON THAT DOCUMENT. SHOULD THE DRAWINGS NOT SHOW ALL ITEMS CONTAINED ON A SCHEDULE OR MISS OTHER ITEMS ALTOGETHER, THE SCHEDULE IS CONSIDERED THE GOVERNING DOCUMENT.

ALL CONTRACTORS SHALL PERFORM THEIR WORK WHETHER DESCRIBED OR NOT, ACCORDING TO THE APPLICABLE BUILDING CODE REQUIREMENTS AND MUNICIPAL REGULATIONS.

THE GENERAL CONTRACTOR SHALL CHECK AND VERIFY ALL DIMENSIONS AND REPORT ERRORS AND OMISSIONS TO VALECRAFT'S ARCHITECTURAL DEPARTMENT.

NO DIMENSION SHOULD BE SCALED ON DRAWINGS.

THE GENERAL CONTRACTOR OR SUB-CONTRACTORS WILL BE HELD RESPONSIBLE FOR ALL WORK DONE ON THE CONSTRUCTION SITE.

EXTERIOR FINISH LEGEND:

- B - BRICK (MAIN)
- B1 - BRICK SOLDIER COURSE (ACCENT)
- B2 - BRICK SOLDIER COURSE (ACCENT)
20mm PROUD
- B3 - BRICK SLEEPER COURSE
- B4 - STACK BOND (ACCENT)
- B5 - BRICK SILL (ACCENT)
- B6 - BRICK FOW LOCK (ACCENT)
- B7 - BRICK CORRELLING
- B8 - BRICK COING 20mm PROUD
- +20 - BRICK 20mm PROUD
- 20 - BRICK 20mm RECESSED
- S - SIDING (HORIZONTAL)
- ST - STONE VENEER
- T - TRIM 200mm COVE SIDING
- AF - ALUMINUM FASCIA
- AC - ALUMINUM CLADDING
- AB - 48" ALUMINUM BAND
- AS - ASPHALT SHINGLES
- F - FLASHING
- V - ROOF VENT (MAXIMUM)
- P - PARGING
- PC - PARGING
- PC10H - PRECAST HEADER 10"
- PC8H - PRECAST HEADER 8"
- PCS - PRECAST SILL
- PCB - PRECAST BAND
- VS - VINYL SHAKES
- VEC - SIDING (VERTICAL CORNER)

[illegible]

REV-2	STRUCTURAL REVISION #1	09/14/2018	VH
REV-1	NEW STANDARD DRWG MODIFICATION	20/06/2018	DOYON
NO.	DESCRIPTION	DATE	BY

DRAWING: **3 BEDROOM
ELEVATION A - FRONT**

ADDRESS: XX	SCALE: 3/16" = 1'-0"	DATE: XX/XX/XXXX
----------------	-------------------------	---------------------

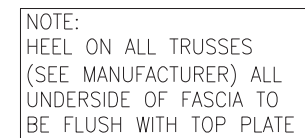
SHEET:
A1a

STANDARD PLAN WITH WALK-OUT BASEMENT:

GROSS INSULATED = 315.5 M. SQ.
WALL AREA

GROSS WINDOW = 26.65 M. SQ.
AREA

PERCENT GLASS TO WALL AREA = 8.4%



SCALE: 3/16" = 1'-0"

STANDARD PLAN:

GROSS INSULATED = 291.7 M. SQ.
WALL AREA

GROSS WINDOW = 21.67 M. SQ.
AREA

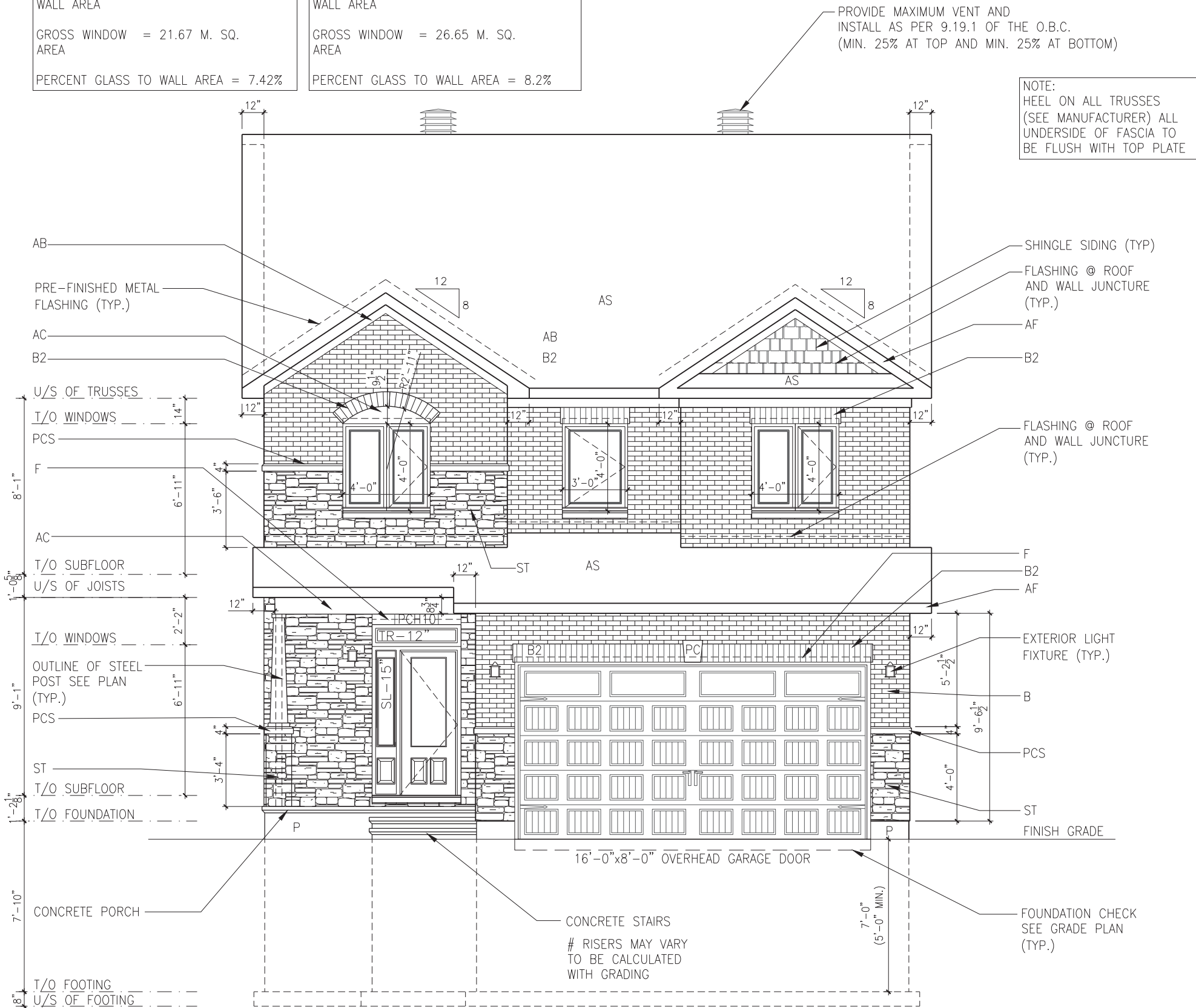
PERCENT GLASS TO WALL AREA = 7.42%

STANDARD PLAN WITH WALK-OUT BASEMENT:

GROSS INSULATED = 324.4 M. SQ.
WALL AREA

GROSS WINDOW = 26.65 M. SQ.
AREA

PERCENT GLASS TO WALL AREA = 8.2%



4 BEDROOM - ELEVATION A - FRONT
SCALE: 3/16" = 1'-0"

LOT: XXXX
DATE: XX/XX/XXXX



I, DANIEL GUERIN, ARCHITECTURAL MANAGER FOR
VALECRAFT HOMES LTD., HAVE REVIEWED THE FOLLOWING DOCUMENTS
AND TAKE RESPONSIBILITY FOR THE DESIGN ACTIVITIES.
- PERSONAL BCIN #19896
- TARIION REGISTRATION NUMBER #611

** SEE SIGNED SCHEDULE 1: DESIGNER INFORMATION FORM **

THIS DRAWING IS TO BE USED IN CONJUNCTION WITH SCHEDULE
B-1A AND ANY 680'S AND MAY SHOW ONLY SOME OF THE CHANGES
DETAILED ON THAT DOCUMENT. SHOULD THE DRAWINGS NOT SHOW
ALL ITEMS CONTAINED ON A SCHEDULE OR MISS OTHER ITEMS
ALTOGETHER, THE SCHEDULE IS CONSIDERED THE GOVERNING
DOCUMENT.

ALL CONTRACTORS SHALL PERFORM THEIR WORK WHETHER
DESCRIBED OR NOT, ACCORDING TO THE APPLICABLE BUILDING
CODE REQUIREMENTS AND MUNICIPAL REGULATIONS.

THE GENERAL CONTRACTOR SHALL CHECK AND VERIFY ALL
DIMENSIONS AND REPORT ERRORS AND OMISSIONS TO VALECRAFT'S
ARCHITECTURAL DEPARTMENT.

NO DIMENSION SHOULD BE SCALED ON DRAWINGS.

THE GENERAL CONTRACTOR OR SUB-CONTRACTORS WILL BE HELD
RESPONSIBLE FOR ALL WORK DONE ON THE CONSTRUCTION SITE.

- EXTERIOR FINISH LEGEND:
- B - BRICK (MAIN)
 - B1 - BRICK SOLDIER COURSE (ACCENT)
 - B2 - BRICK SOLDIER COURSE (ACCENT)
+ 20mm PROUD
 - B3 - BRICK SLEEPER COURSE
 - B4 - STACK BOND (ACCENT)
 - B5 - BRICK SILL (ACCENT)
 - B6 - BRICK ROW LOCK (ACCENT)
 - B7 - BRICK CORBELLING
 - B8 - BRICK COINING 20mm PROUD
 - +20 - BRICK 20mm PROUD
 - 20 - BRICK 20mm RECESSED
 - S - SIDING (HORIZONTAL)
 - ST - STONE VENEER
 - T - TRIM 200mm COVE SIDING
 - AF - ALUMINUM FASCIA
 - AC - ALUMINUM CLADDING
 - AB - 48" ALUMINUM BAND
 - AS - ASPHALT SHINGLES
 - F - FLASHING
 - V - ROOF VENT (MAXIMUM)
 - P - PARGING
 - PC - PARGING
 - PCH10 - PRECAST HEADER 10"
 - PCH8 - PRECAST HEADER 8"
 - PCS - PRECAST SILL
 - PCB - PRECAST BAND
 - VS - VINYL SHAKES
 - VEC - SIDING (VERTICAL CORNER)

2012 O.B.C. DRAWINGS

REV	DESCRIPTION	DATE	BY
REV-2	STRUCTURAL REVISION #1	09/14/2018	VH
REV-1	NEW STANDARD DRWG MODIFICATION	20/06/2018	DOYON
NO.	DESCRIPTION	DATE	BY

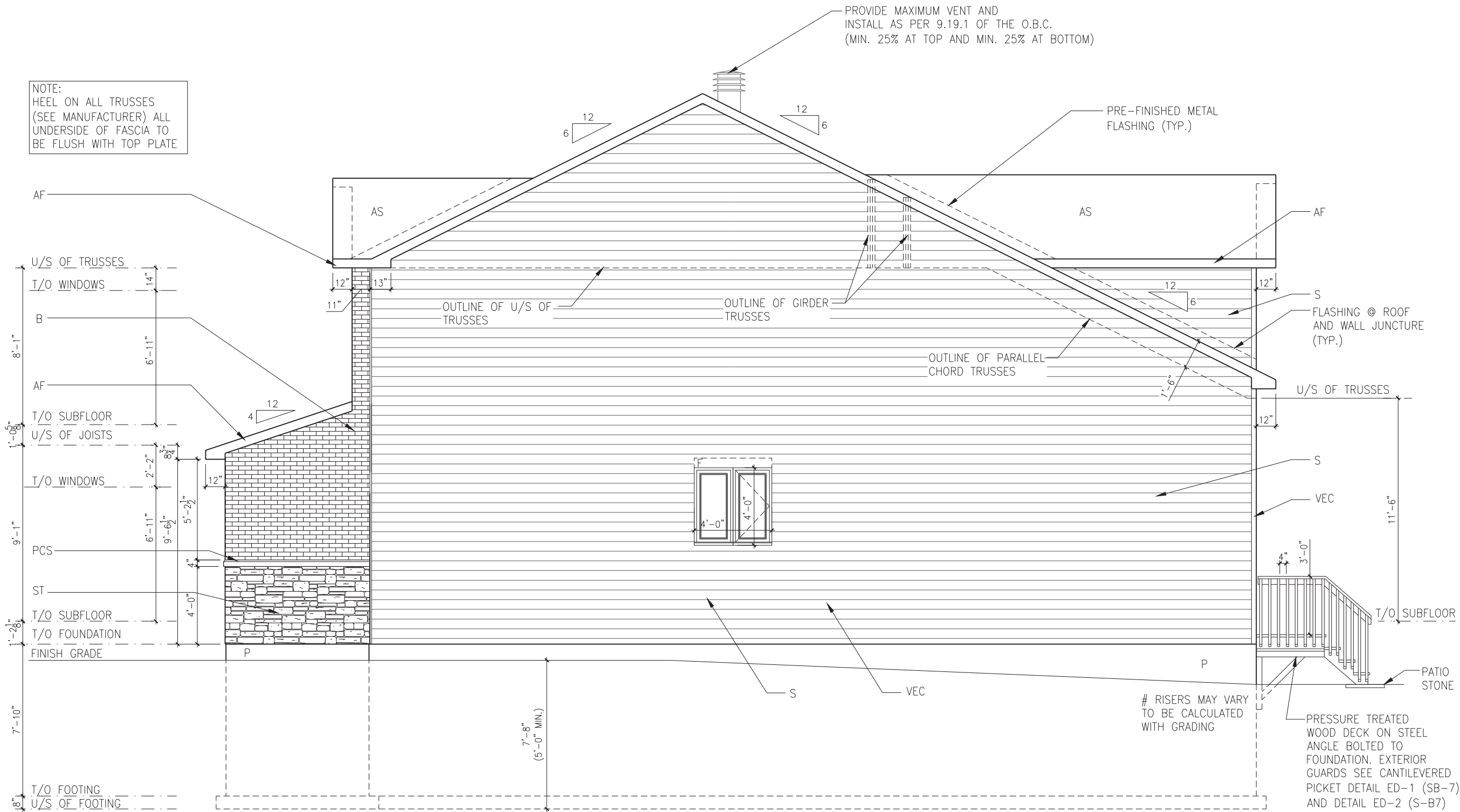
DRAWING: 4 BEDROOM
ELEVATION A - FRONT

ADDRESS: XX SCALE: 3/16" = 1'-0" DATE: XX/XX/XXXX

825 - THE BRADLEY
2018 FOOTPRINT
(STANDARD DRAWINGS)

SHEET:
A1a

NOTE:
HEEL ON ALL TRUSSES
(SEE MANUFACTURER) ALL
UNDERSIDE OF FASCIA TO
BE FLUSH WITH TOP PLATE



UNPROTECTED OPENINGS:
PROPERTY SET BACK 1.2m, ALLOWABLE 7 %
AREA OF EXPOSED BUILDING FACE - 89.3 m. sq.
AREA OF UNPROTECTED OPENINGS - 0.74 m. sq.
PERCENTAGE OF UNPROTECTED OPENINGS - 0.82 %

LOT: XXXX
DATE: XX/XX/XXXX



I, DANIEL GUERIN, ARCHITECTURAL MANAGER FOR
VALECRAFT HOMES LTD., HAVE REVIEWED THE FOLLOWING DOCUMENTS
AND TAKE RESPONSIBILITY FOR THE DESIGN ACTIVITIES.

- PERSONAL BCIN #19896
- TARIION REGISTRATION NUMBER #611

** SEE SIGNED SCHEDULE 1: DESIGNER INFORMATION FORM **

THIS DRAWING IS TO BE USED IN CONJUNCTION WITH SCHEDULE
B-1A AND ANY 680'S AND MAY SHOW ONLY SOME OF THE CHANGES
DETAILED ON THAT DOCUMENT. SHOULD THE DRAWINGS NOT SHOW
ALL ITEMS CONTAINED ON A SCHEDULE OR MISS OTHER ITEMS
ALTOGETHER, THE SCHEDULE IS CONSIDERED THE GOVERNING
DOCUMENT.

ALL CONTRACTORS SHALL PERFORM THEIR WORK WHETHER
DESCRIBED OR NOT, ACCORDING TO THE APPLICABLE BUILDING
CODE REQUIREMENTS AND MUNICIPAL REGULATIONS.

THE GENERAL CONTRACTOR SHALL CHECK AND VERIFY ALL
DIMENSIONS AND REPORT ERRORS AND OMISSIONS TO VALECRAFT'S
ARCHITECTURAL DEPARTMENT.

NO DIMENSION SHOULD BE SCALED ON DRAWINGS.

THE GENERAL CONTRACTOR OR SUB-CONTRACTORS WILL BE HELD
RESPONSIBLE FOR ALL WORK DONE ON THE CONSTRUCTION SITE.

EXTERIOR FINISH LEGEND:

- B - BRICK (MAIN)
- B1 - BRICK SOLDIER COURSE (ACCENT)
- B2 - BRICK SOLDIER COURSE (ACCENT)
- + 20mm PROUD
- B3 - BRICK SLEEPER COURSE
- B4 - STACK BOND (ACCENT)
- B5 - BRICK SILL (ACCENT)
- B6 - BRICK ROW LOCK (ACCENT)
- B7 - BRICK CORBELLING
- B8 - BRICK CORNING 20mm PROUD
- +20 - BRICK 20mm PROUD
- 20 - BRICK 20mm RECESSED
- S - SIDING (HORIZONTAL)
- ST - STONE VENEER
- T - TRIM 200mm COVE SIDING
- AF - ALUMINUM FASCIA
- AC - ALUMINUM CLADDING
- AB - 48" ALUMINUM BAND
- AS - ASPHALT SHINGLES
- F - FLASHING
- V - ROOF VENT (MAXIMUM)
- P - PARGING
- PC - PARGING
- PCH10 - PRECAST HEADER 10"
- PCH8 - PRECAST HEADER 8"
- PCS - PRECAST SILL
- PCB - PRECAST BAND
- VS - VINYL SHAKES
- VEC - SIDING (VERTICAL CORNER)

2012 O.B.C. DRAWINGS

REV-2	STRUCTURAL REVISION #1	09/14/2018	VH
REV-1	NEW STANDARD DRWG MODIFICATION	20/06/2018	DOYON
NO.	DESCRIPTION	DATE	BY

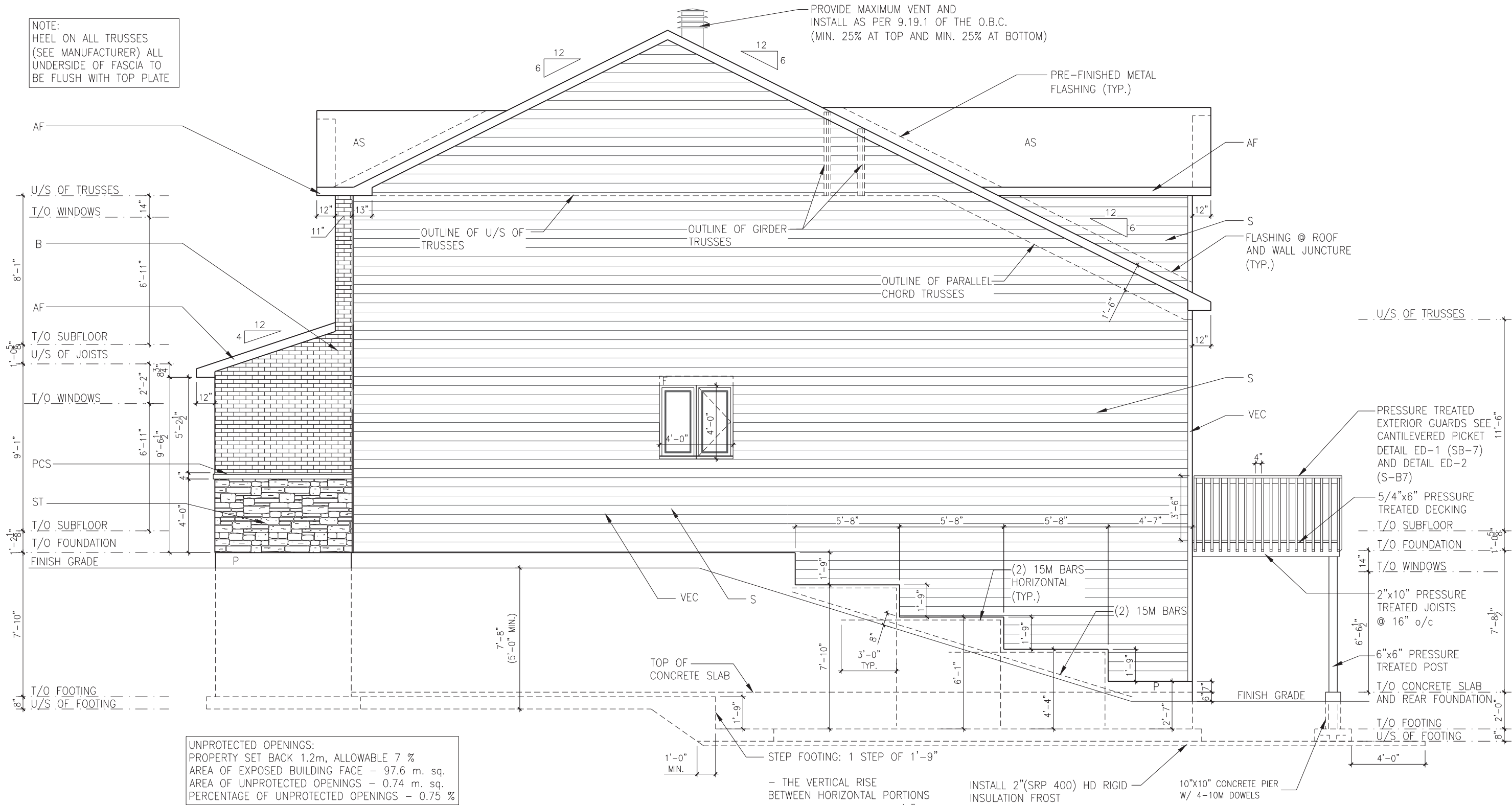
3 BEDROOM ELEVATION A - RIGHT

ADDRESS:	SCALE:	DATE:
XX	3/16" = 1'-0"	XX/XX/XXXX

825 - THE BRADLEY
2018 FOOTPRINT
(STANDARD DRAWINGS)

SHEET:
A2a

NOTE:
HEEL ON ALL TRUSSES
(SEE MANUFACTURER) ALL
UNDERSIDE OF FASCIA TO
BE FLUSH WITH TOP PLATE



WALK-OUT BASEMENT - 3 BEDROOM - ELEVATION A - RIGHT

SCALE: 3/16" = 1'-0"

LOT: XXXX
DATE: XX/XX/XXXX



A - ALL CONTRACTORS SHALL PERFORM THEIR WORK WHETHER DESCRIBED OR NOT, ACCORDING TO THE APPLICABLE BUILDING CODE REQUIREMENTS AND MUNICIPAL REGULATIONS.
B - THE GENERAL CONTRACTOR SHALL CHECK AND VERIFY ALL DIMENSIONS AND REPORT ERRORS AND OMISSIONS TO VALECRAFT'S ARCHITECTURAL DEPARTMENT.
C - NO DIMENSION SHOULD BE SCALED ON DRAWINGS.
D - THE GENERAL CONTRACTOR OR SUB-CONTRACTORS WILL BE HELD RESPONSIBLE FOR ALL WORK DONE ON THE CONSTRUCTION SITE.
E - THIS DRAWING IS TO BE USED IN CONJUNCTION WITH SCHEDULE B-1A AND ANY 680'S AND MAY SHOW ONLY SOME OF THE CHANGES DETAILED ON THAT DOCUMENT. SHOULD THE DRAWINGS NOT SHOW ALL ITEMS CONTAINED ON A SCHEDULE OR MISS OTHER ITEMS TOGETHER, THE SCHEDULE IS CONSIDERED THE GOVERNING DOCUMENT.

I, MARC-ANDRE DECOEUR, ARCHITECTURAL MANAGER FOR VALECRAFT HOMES LTD., HAVE REVIEWED THE FOLLOWING DOCUMENTS AND TAKE RESPONSIBILITY FOR THE DESIGN ACTIVITIES.

- PERSONAL BCIN #44555
- TARIION REGISTRATION NUMBER #611

** SEE SIGNED SCHEDULE 1: DESIGNER INFORMATION FORM **

REV-1	NO.	DESCRIPTION	DATE	BY
NEW STANDARD DRWG MODIFICATION	20/06/2018	DOYON		

EXTERIOR FINISH LEGEND:

- B - BRICK (MAIN)
- B1 - BRICK SOLDIER COURSE (ACCENT)
- B2 - BRICK SOLDIER COURSE (ACCENT) + 20mm PROUD
- B3 - BRICK SLEEPER COURSE
- B4 - STACK BOND (ACCENT)
- B5 - BRICK SILL (ACCENT)
- B6 - BRICK ROW LOCK (ACCENT)
- B7 - BRICK CORRELLING
- B8 - BRICK CORNING 20mm PROUD
- +20 - BRICK 20mm PROUD
- 20 - BRICK 20mm RECESSED
- S - SIDING (HORIZONTAL)
- ST - STONE VENEER
- T - TRIM 200mm COVE SIDING
- AF - ALUMINUM FASCIA
- AC - ALUMINUM CLADDING
- AB - 48" ALUMINUM BAND
- AS - ASPHALT SHINGLES
- F - FLASHING
- V - ROOF VENT (MAXIMUM)
- P - PARGING
- PC - PARGING
- PCH10 - PRECAST HEADER 10"

- PCH8 - PRECAST HEADER 8"
- PCS - PRECAST SILL
- PCB - PRECAST BAND
- VS - VINYL SHAKES
- VEC - SIDING (VERTICAL CORNER)

INSTALL 2"(SRP 400) HD RIGID INSULATION FROST PROTECTION IF UNDERSIDE OF FOOTINGS ARE LESS THEN 5'-0" BELOW FINISH GRADE

10"x10" CONCRETE PIER W/ 4-10M DOWELS

2012 O.B.C. DRAWINGS

DRAWING: WALK-OUT BASEMENT
3 BED - ELEV. A - RIGHT

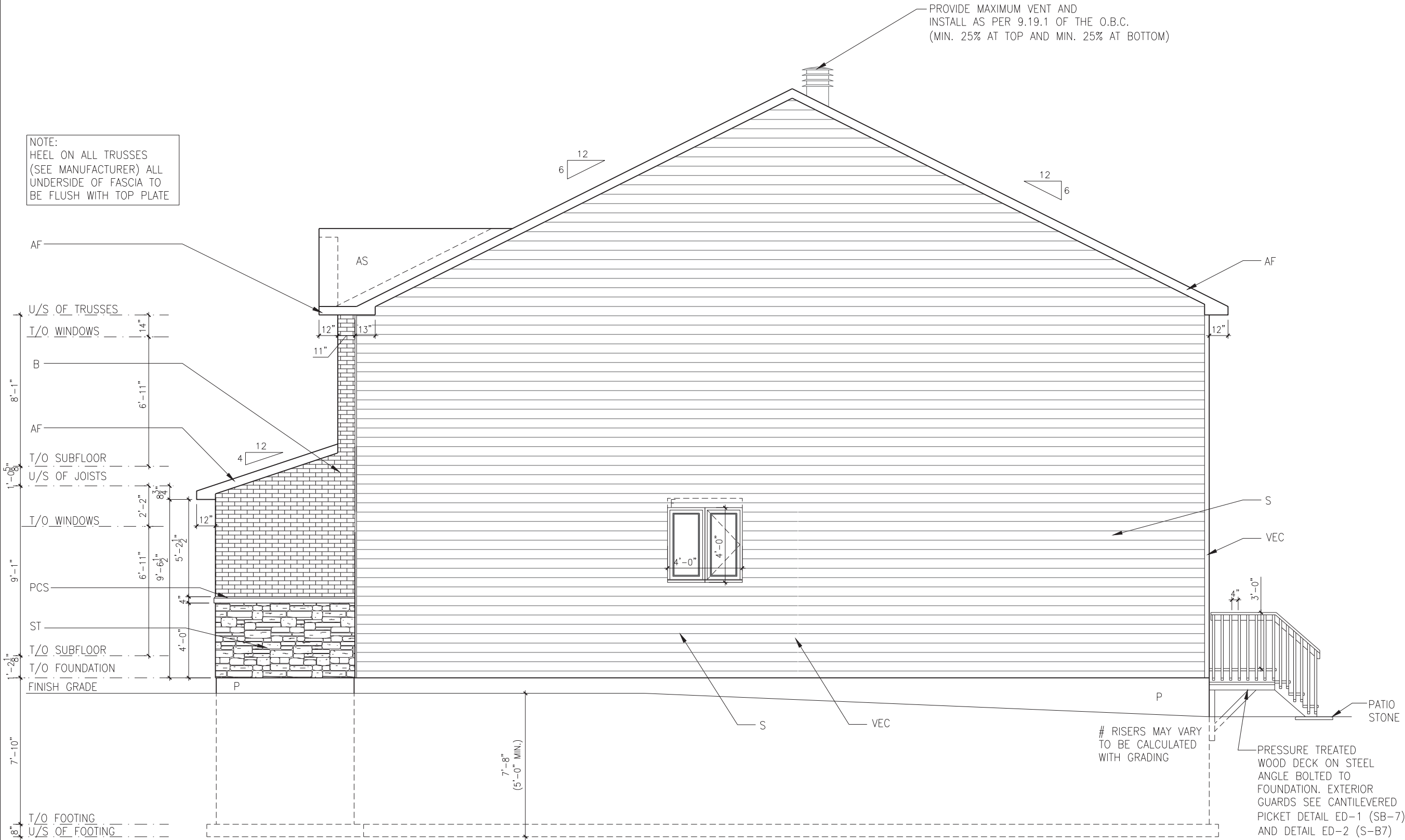
ADDRESS: XX SCALE: 3/16" = 1'-0" DATE: XX/XX/XXXX

825 - THE BRADLEY
2018 FOOTPRINT
(STANDARD DRAWINGS)

SHEET:

A2a

NOTE:
HEEL ON ALL TRUSSES
(SEE MANUFACTURER) ALL
UNDERSIDE OF FASCIA TO
BE FLUSH WITH TOP PLATE



UNPROTECTED OPENINGS:
PROPERTY SET BACK 1.2m, ALLOWABLE 7 %
AREA OF EXPOSED BUILDING FACE - 89.3 m. sq.
AREA OF UNPROTECTED OPENINGS - 0.74 m. sq.
PERCENTAGE OF UNPROTECTED OPENINGS - 0.82 %

4 BEDROOM - ELEVATION A - RIGHT
SCALE: 3/16" = 1'-0"

LOT: XXXX
DATE: XX/XX/XXXX



I, DANIEL GUERIN, ARCHITECTURAL MANAGER FOR VALECRAFT HOMES LTD., HAVE REVIEWED THE FOLLOWING DOCUMENTS AND TAKE RESPONSIBILITY FOR THE DESIGN ACTIVITIES.

- PERSONAL BCIN #19896
- TARIION REGISTRATION NUMBER #611

** SEE SIGNED SCHEDULE 1: DESIGNER INFORMATION FORM **

THIS DRAWING IS TO BE USED IN CONJUNCTION WITH SCHEDULE B-1A AND ANY 680'S AND MAY SHOW ONLY SOME OF THE CHANGES DETAILED ON THAT DOCUMENT. SHOULD THE DRAWINGS NOT SHOW ALL ITEMS CONTAINED ON A SCHEDULE OR MISS OTHER ITEMS ALTOGETHER, THE SCHEDULE IS CONSIDERED THE GOVERNING DOCUMENT.

ALL CONTRACTORS SHALL PERFORM THEIR WORK WHETHER DESCRIBED OR NOT, ACCORDING TO THE APPLICABLE BUILDING CODE REQUIREMENTS AND MUNICIPAL REGULATIONS.

THE GENERAL CONTRACTOR SHALL CHECK AND VERIFY ALL DIMENSIONS AND REPORT ERRORS AND OMISSIONS TO VALECRAFT'S ARCHITECTURAL DEPARTMENT.

NO DIMENSION SHOULD BE SCALED ON DRAWINGS.

THE GENERAL CONTRACTOR OR SUB-CONTRACTORS WILL BE HELD RESPONSIBLE FOR ALL WORK DONE ON THE CONSTRUCTION SITE.

EXTERIOR FINISH LEGEND:

- B - BRICK (MAIN)
- B1 - BRICK SOLDIER COURSE (ACCENT)
- B2 - BRICK SOLDIER COURSE (ACCENT) + 20mm PROUD
- B3 - BRICK SLEEPER COURSE
- B4 - STACK BOND (ACCENT)
- B5 - BRICK SILL (ACCENT)
- B6 - BRICK ROW LOCK (ACCENT)
- B7 - BRICK CORBELLING
- B8 - BRICK COINING 20mm PROUD
- +20 - BRICK 20mm PROUD
- 20 - BRICK 20mm RECESSED
- S - SIDING (HORIZONTAL)
- ST - STONE VENEER
- T - TRIM 200mm COVE SIDING
- AF - ALUMINUM FASCIA
- AC - ALUMINUM CLADDING
- AB - 48" ALUMINUM BAND
- AS - ASPHALT SHINGLES
- F - FLASHING
- V - ROOF VENT (MAXIMUM)
- P - PARGING
- PC - PARGING
- PCH10 - PRECAST HEADER 10"
- PCH8 - PRECAST HEADER 8"
- PCS - PRECAST SILL
- PCB - PRECAST BAND
- VS - VINYL SHAKES
- VEC - SIDING (VERTICAL CORNER)

2012 O.B.C. DRAWINGS

REV NO.	DESCRIPTION	DATE	BY
REV-2	STRUCTURAL REVISION #1	09/14/2018	VH
REV-1	NEW STANDARD DRWG MODIFICATION	20/06/2018	DOYON

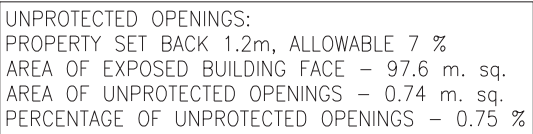
DRAWING: 4 BEDROOM
ELEVATION A - RIGHT

ADDRESS: XX SCALE: 3/16" = 1'-0" DATE: XX/XX/XXXX

825 - THE BRADLEY
2018 FOOTPRINT
(STANDARD DRAWINGS)

SHEET:
A2a

PROVIDE MAXIMUM VENT AND
INSTALL AS PER 9.19.1 OF THE O.B.C.
(MIN. 25% AT TOP AND MIN. 25% AT BOTTOM)



SCALE: $3/16" = 1'-0"$


Valecraft
Homes Ltd.

I, MARC-ANDRE DECOEUR, ARCHITECTURAL MANAGER FOR VALECRAFT HOMES LTD., HAVE REVIEWED THE FOLLOWING DOCUMENTS AND TAKE RESPONSIBILITY FOR THE DESIGN ACTIVITIES.

- PERSONAL BCIN #44555
- TARIION REGISTRATION NUMBER #611

** SEE SIGNED SCHEDULE 1: DESIGNER INFORMATION FORM **

REV-1	NEW STANDARD DRWG MODIFICATION	20/06/2018	DOYON
NO.	DESCRIPTION	DATE	BY

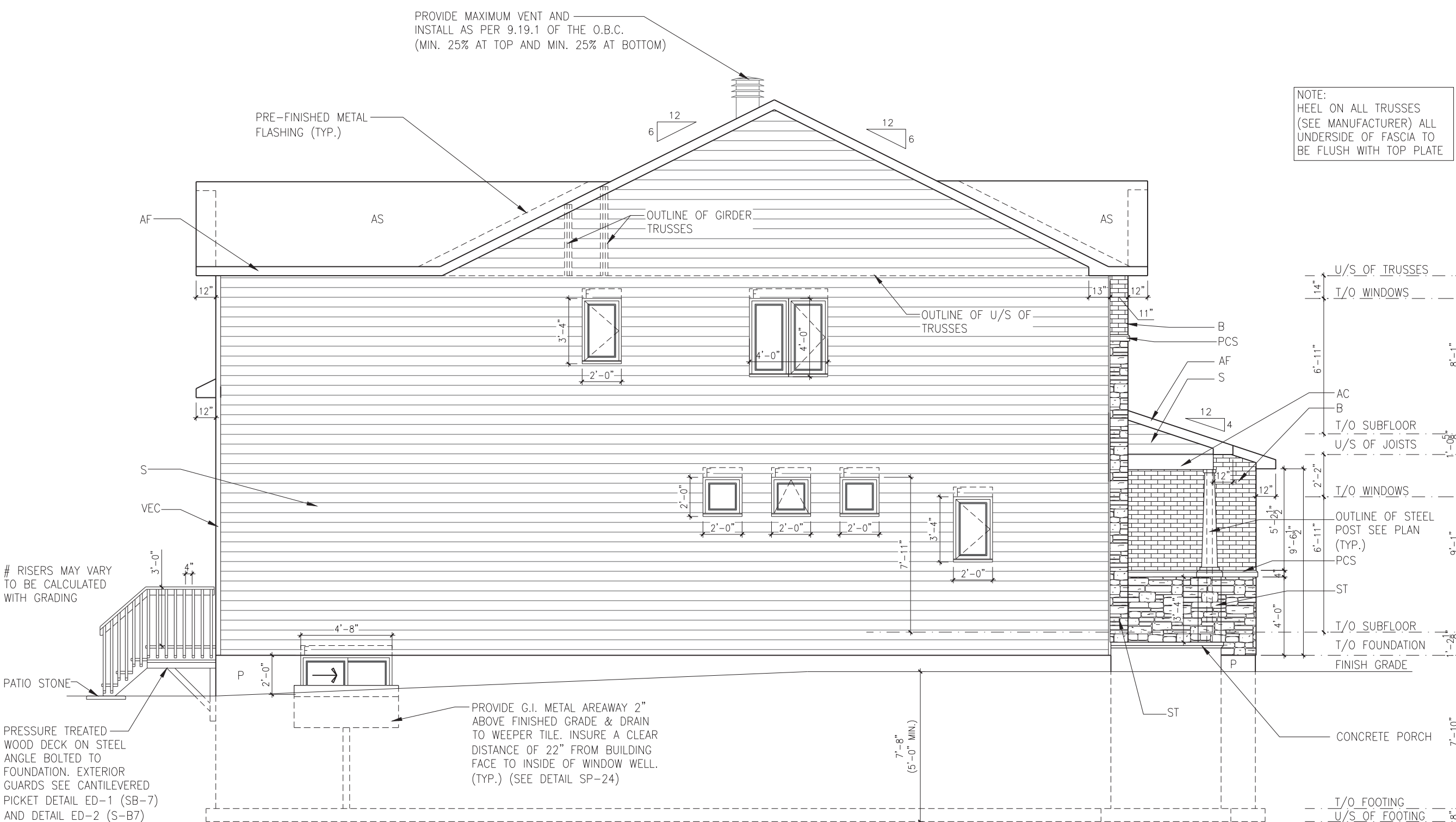
EXTERIOR FINISH LEGEND:

- | | | | |
|-----|---------------------------------|-------|--------------------------|
| B1 | - BRICK (MAIN) | S | - SIDING (HORIZONTAL) |
| B1 | - BRICK SOLDIER COURSE (ACCENT) | ST | - STONE VENEER |
| B2 | - BRICK SOLDIER COURSE (ACCENT) | T | - TRIM 200mm COVE SIDING |
| | + 20mm PROUD | AF | - ALUMINUM FASCIA |
| B3 | - BRICK SLEEPER COURSE | AC | - ALUMINUM CLADDING |
| B4 | - STACK BOND (ACCENT) | AB | - 48" ALUMINUM BAND |
| B5 | - BRICK SILL (ACCENT) | AS | - ASPHALT SHINGLES |
| B6 | - BRICK ROW LOCK (ACCENT) | F | - FLASHING |
| B7 | - BRICK CORBELLING | V | - ROOF VENT (MAXIMUM) |
| B8 | - BRICK COINING 20mm PROUD | P | - PARGING |
| +20 | - BRICK 20mm PROUD | PC | - PARGING |
| -20 | - BRICK 20mm RECESSED | PHC10 | - PRECAST HEADER 10" |

- S - SIDING (HORIZONTAL)
ST - STONE VENEER
T - TRIM 200mm COVE SIDING
AF - ALUMINUM FASCIA
AC - ALUMINUM CLADDING
AB - 48" ALUMINUM BAND
AS - ASPHALT SHINGLES
F - FLASHING
V - ROOF VENT (MAXIMUM)
P - PARGING
PC - PARGING
PCH10 - PRECAST HEADER 10"

- PCH8 - PRECAST HEADER 8"
 PCS - PRECAST SILL
 PCB - PRECAST BAND
 VS - VINYL SHAKES
 VEC - SIDING (VERTICAL CORNER)

2012 O.B.C. DRAWINGS		
DRAWING: WALK-OUT BASEMENT		
4 BED - ELEV. A - RIGHT		
ADDRESS:	SCALE:	DATE:
XX	$3/16" = 1'-0"$	XX/XX/XXXX
825 - THE BRADLEY 2018 FOOTPRINT (STANDARD DRAWINGS)		SHEET: <div style="font-size: 2em; font-weight: bold; text-align: center;">A2a</div>



RISERS MAY VARY TO BE CALCULATED WITH GRADING

PATIO STONE

PRESSURE TREATED WOOD DECK ON STEEL ANGLE BOLTED TO FOUNDATION. EXTERIOR GUARDS SEE CANTILEVERED PICKET DETAIL ED-1 (SB-7) AND DETAIL ED-2 (S-B7)

UNPROTECTED OPENINGS:
PROPERTY SET BACK 1.2m, ALLOWABLE 7 %
AREA OF EXPOSED BUILDING FACE - 89.3 m. sq.
AREA OF UNPROTECTED OPENINGS - 4.4 m. sq.
PERCENTAGE OF UNPROTECTED OPENINGS - 4.9 %

PROVIDE MAXIMUM VENT AND INSTALL AS PER 9.19.1 OF THE O.B.C. (MIN. 25% AT TOP AND MIN. 25% AT BOTTOM)

NOTE:
HEEL ON ALL TRUSSES (SEE MANUFACTURER) ALL UNDERSIDE OF FASCIA TO BE FLUSH WITH TOP PLATE

LOT: XXXX
DATE: XX/XX/XXXX



I, DANIEL GUERIN, ARCHITECTURAL MANAGER FOR VALECRAFT HOMES LTD., HAVE REVIEWED THE FOLLOWING DOCUMENTS AND TAKE RESPONSIBILITY FOR THE DESIGN ACTIVITIES.

- PERSONAL BCIN #19896
- TARIION REGISTRATION NUMBER #611

** SEE SIGNED SCHEDULE 1: DESIGNER INFORMATION FORM **

THIS DRAWING IS TO BE USED IN CONJUNCTION WITH SCHEDULE B-1A AND ANY 680'S AND MAY SHOW ONLY SOME OF THE CHANGES DETAILED ON THAT DOCUMENT. SHOULD THE DRAWINGS NOT SHOW ALL ITEMS CONTAINED ON A SCHEDULE OR MISS OTHER ITEMS ALTOGETHER, THE SCHEDULE IS CONSIDERED THE GOVERNING DOCUMENT.

ALL CONTRACTORS SHALL PERFORM THEIR WORK WHETHER DESCRIBED OR NOT, ACCORDING TO THE APPLICABLE BUILDING CODE REQUIREMENTS AND MUNICIPAL REGULATIONS.

THE GENERAL CONTRACTOR SHALL CHECK AND VERIFY ALL DIMENSIONS AND REPORT ERRORS AND OMISSIONS TO VALECRAFT'S ARCHITECTURAL DEPARTMENT.

NO DIMENSION SHOULD BE SCALED ON DRAWINGS.

THE GENERAL CONTRACTOR OR SUB-CONTRACTORS WILL BE HELD RESPONSIBLE FOR ALL WORK DONE ON THE CONSTRUCTION SITE.

- EXTERIOR FINISH LEGEND:
- B - BRICK (MAIN)
 - B1 - BRICK SOLDIER COURSE (ACCENT)
 - B2 - BRICK SOLDIER COURSE (ACCENT) + 20mm PROUD
 - B3 - BRICK SLEEPER COURSE
 - B4 - STACK BOND (ACCENT)
 - B5 - BRICK SILL (ACCENT)
 - B6 - BRICK ROW LOCK (ACCENT)
 - B7 - BRICK CORBELLING
 - B8 - BRICK COINING 20mm PROUD
 - +20 - BRICK 20mm PROUD
 - 20 - BRICK 20mm RECESSED
 - S - SIDING (HORIZONTAL)
 - ST - STONE VENEER
 - T - TRIM 200mm COVE SIDING
 - AF - ALUMINUM FASCIA
 - AC - ALUMINUM CLADDING
 - AB - 48" ALUMINUM BAND
 - AS - ASPHALT SHINGLES
 - F - FLASHING
 - V - ROOF VENT (MAXIMUM)
 - P - PARGING
 - PC - PARGING
 - PCH10 - PRECAST HEADER 10"
 - PCH8 - PRECAST HEADER 8"
 - PCS - PRECAST SILL
 - PCB - PRECAST BAND
 - VS - VINYL SHAKES
 - VEC - SIDING (VERTICAL CORNER)

2012 O.B.C. DRAWINGS

REV-2	STRUCTURAL REVISION #1	09/14/2018	VH
REV-1	NEW STANDARD DRWG MODIFICATION	20/06/2018	DOYON
NO.	DESCRIPTION	DATE	BY

DRAWING: 3 BEDROOM
ELEVATION A - LEFT

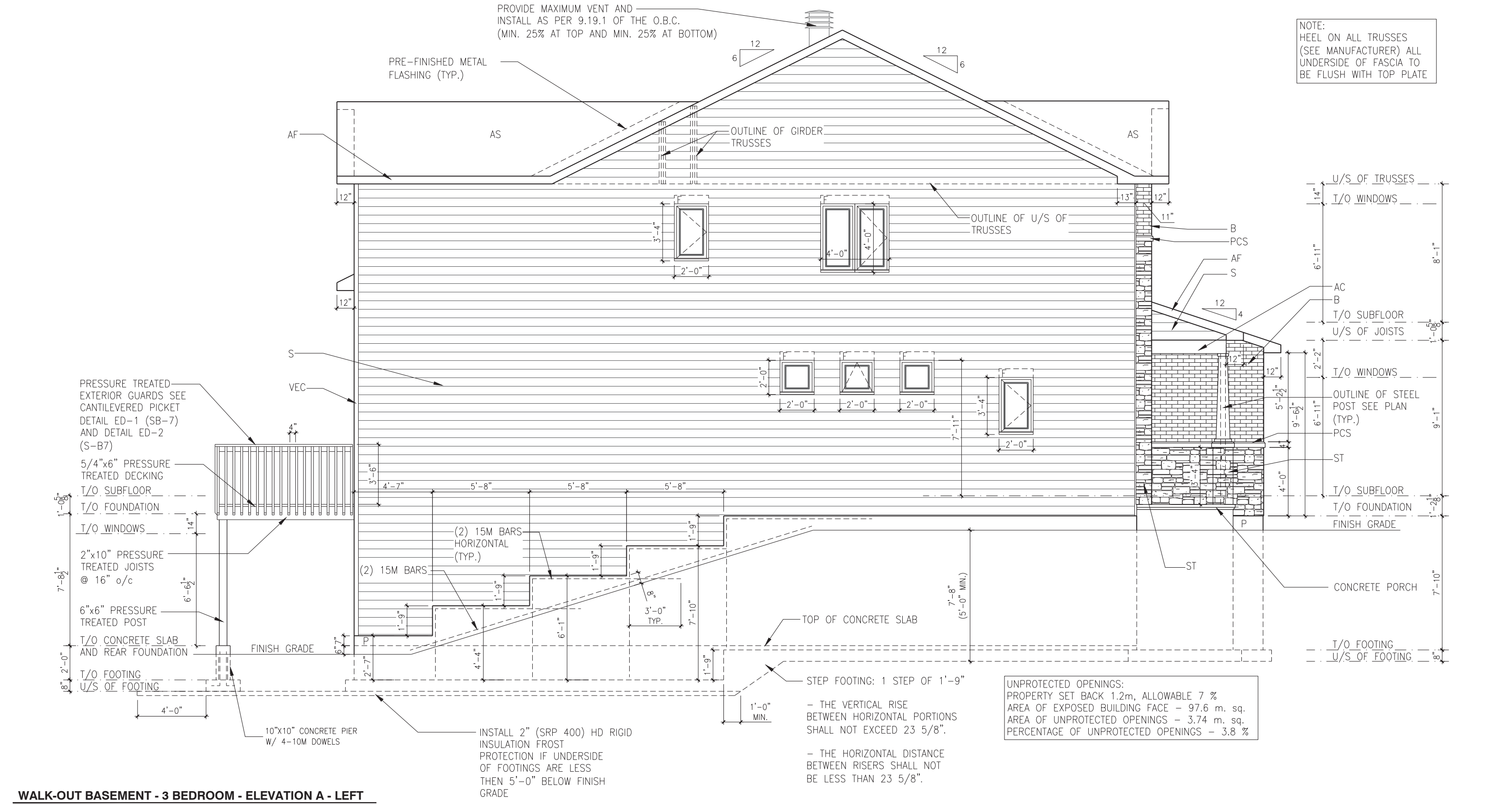
ADDRESS:	SCALE:	DATE:
xx	3/16" = 1'-0"	xx/xx/xxxx

825 - THE BRADLEY
2018 FOOTPRINT
(STANDARD DRAWINGS)

SHEET: A3a

3 BEDROOM - ELEVATION A - LEFT

SCALE: 3/16" = 1'-0"



WALK-OUT BASEMENT - 3 BEDROOM - ELEVATION A - LEFT

SCALE: 3/16" = 1'-0"

LOT: XXXX
DATE: XX/XX/XXXX



A - ALL CONTRACTORS SHALL PERFORM THEIR WORK WHETHER DESCRIBED OR NOT, ACCORDING TO THE APPLICABLE BUILDING CODE REQUIREMENTS AND MUNICIPAL REGULATIONS.
B - THE GENERAL CONTRACTOR SHALL CHECK AND VERIFY ALL DIMENSIONS AND REPORT ERRORS AND OMISSIONS TO VALECRAFT'S ARCHITECTURAL DEPARTMENT.
C - NO DIMENSION SHOULD BE SCALED ON DRAWINGS.
D - THE GENERAL CONTRACTOR OR SUB-CONTRACTORS WILL BE HELD RESPONSIBLE FOR ALL WORK DONE ON THE CONSTRUCTION SITE.
E - THIS DRAWING IS TO BE USED IN CONJUNCTION WITH SCHEDULE B-1A AND ANY 680'S AND MAY SHOW ONLY SOME OF THE CHANGES DETAILED ON THAT DOCUMENT. SHOULD THE DRAWINGS NOT SHOW ALL ITEMS CONTAINED ON A SCHEDULE OR MISS OTHER ITEMS ALTOGETHER, THE SCHEDULE IS CONSIDERED THE GOVERNING DOCUMENT.

I, MARC-ANDRE DECOEUR, ARCHITECTURAL MANAGER FOR VALECRAFT HOMES LTD., HAVE REVIEWED THE FOLLOWING DOCUMENTS AND TAKE RESPONSIBILITY FOR THE DESIGN ACTIVITIES.

- PERSONAL BCIN #44555
- TARIION REGISTRATION NUMBER #611

** SEE SIGNED SCHEDULE 1: DESIGNER INFORMATION FORM **

REV-1	NO.	DESCRIPTION	DATE	BY
NEW STANDARD DRWG MODIFICATION	20/06/2018	DOYON		

EXTERIOR FINISH LEGEND:

B - BRICK (MAIN)
B1 - BRICK SOLDIER COURSE (ACCENT)
B2 - BRICK SOLDIER COURSE (ACCENT)
B3 - BRICK SLEEPER COURSE
B4 - STACK BOND (ACCENT)
B5 - BRICK SILL (ACCENT)
B6 - BRICK ROW LOCK (ACCENT)
B7 - BRICK CORRELLING
B8 - BRICK CORNING 20mm PROUD
+20 - BRICK 20mm PROUD
-20 - BRICK 20mm RECESSED

S - SIDING (HORIZONTAL)
ST - STONE VENEER
T - TRIM 200mm COVE SIDING
AF - ALUMINUM FASCIA
AC - ALUMINUM CLADDING
AB - 48" ALUMINUM BAND
AS - ASPHALT SHINGLES
F - FLASHING
V - ROOF VENT (MAXIMUM)
P - PARGING
PC - PARGING
PCH10 - PRECAST HEADER 10"

PCH8 - PRECAST HEADER 8"
PCS - PRECAST SILL
PCB - PRECAST BAND
VS - VINYL SHAKES
VEC - SIDING (VERTICAL CORNER)

NOTE:
HEEL ON ALL TRUSSES
(SEE MANUFACTURER) ALL
UNDERSIDE OF FASCIA TO
BE FLUSH WITH TOP PLATE

U/S OF TRUSSES
T/O WINDOWS
B
PCS
AF
S
AC
B
T/O SUBFLOOR
U/S OF JOISTS
T/O WINDOWS
OUTLINE OF STEEL
POST SEE PLAN
(TYP.)
PCS
ST
T/O SUBFLOOR
T/O FOUNDATION
FINISH GRADE
CONCRETE PORCH
T/O FOOTING
U/S OF FOOTING

UNPROTECTED OPENINGS:
PROPERTY SET BACK 1.2m, ALLOWABLE 7 %
AREA OF EXPOSED BUILDING FACE - 97.6 m. sq.
AREA OF UNPROTECTED OPENINGS - 3.74 m. sq.
PERCENTAGE OF UNPROTECTED OPENINGS - 3.8 %

- THE VERTICAL RISE
BETWEEN HORIZONTAL PORTIONS
SHALL NOT EXCEED 23 5/8".

- THE HORIZONTAL DISTANCE
BETWEEN RISERS SHALL NOT
BE LESS THAN 23 5/8".

2012 O.B.C. DRAWINGS
DRAWING: WALK-OUT BASEMENT
3 BED - ELEV. A - LEFT
ADDRESS: XX SCALE: 3/16" = 1'-0" DATE: XX/XX/XXXX
825 - THE BRADLEY
2018 FOOTPRINT
(STANDARD DRAWINGS)
SHEET: A3a



- PERSONAL BCIN #19896
- TARION REGISTRATION NUMBER #611

SEE SIGNED SCHEDULE 1: DESIGNER INFORMATION FORM

ALL CONTRACTORS SHALL PERFORM THEIR WORK WHETHER DESCRIBED OR NOT, ACCORDING TO THE APPLICABLE BUILDING CODE REQUIREMENTS AND MUNICIPAL REGULATIONS.

NO DIMENSION SHOULD BE SCALED ON DRAWINGS.

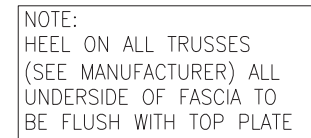
EXTERIOR FINISH LEGEND:

- B - BRICK (MAIN)
- B1 - BRICK SOLDIER COURSE (ACCENT)
- B2 - BRICK SOLDIER COURSE (ACCENT)
20mm PROUD
- B3 - BRICK SLEEPER COURSE
- B4 - STACK BAND (ACCENT)
- B5 - BRICK SILL (ACCENT)
- B6 - BRICK ROW LOCK (ACCENT)
- B7 - BRICK CORRELLING
- B8 - BRICK COMING 20mm PROUD
- +20 - BRICK 20mm PROUD
- 20 - BRICK 20mm RECESSED
- S - SIDING (HORIZONTAL)
- ST - STONE VENEER
- T - TRIM 200mm COVE SIDING
- AF - ALUMINUM FASCIA
- AC - ALUMINUM CLADDING
- AB - 48" ALUMINUM BAND
- AS - ASPHALT SHINGLES
- F - FLASHING
- V - ROOF VENT (MAXIMUM)
- P - PARGING
- PC - PARGING
- PC10H - PRECAST HEADER 10"
- PC8H - PRECAST HEADER 8"
- PCS - PRECAST SILL
- PCB - PRECAST BAND
- VS - VINYL SHAKES
- VCC - SIDING (VERTICAL CORNER)

DRAWING: **4 BEDROOM
ELEVATION A - LEFT**

825 - THE BRADLEY 2018 FOOTPRINT

SHEET:
A3a



SCALE: $3/16" = 1'-0"$

NOTE:
HEEL ON ALL TRUSSES
(SEE MANUFACTURER) ALL
UNDERSIDE OF FASCIA TO
BE FLUSH WITH TOP PLATE



REV-1	NEW STANDARD DRWG MODIFICATION	20/06/2018	DOYON
NO.	DESCRIPTION	DATE	BY

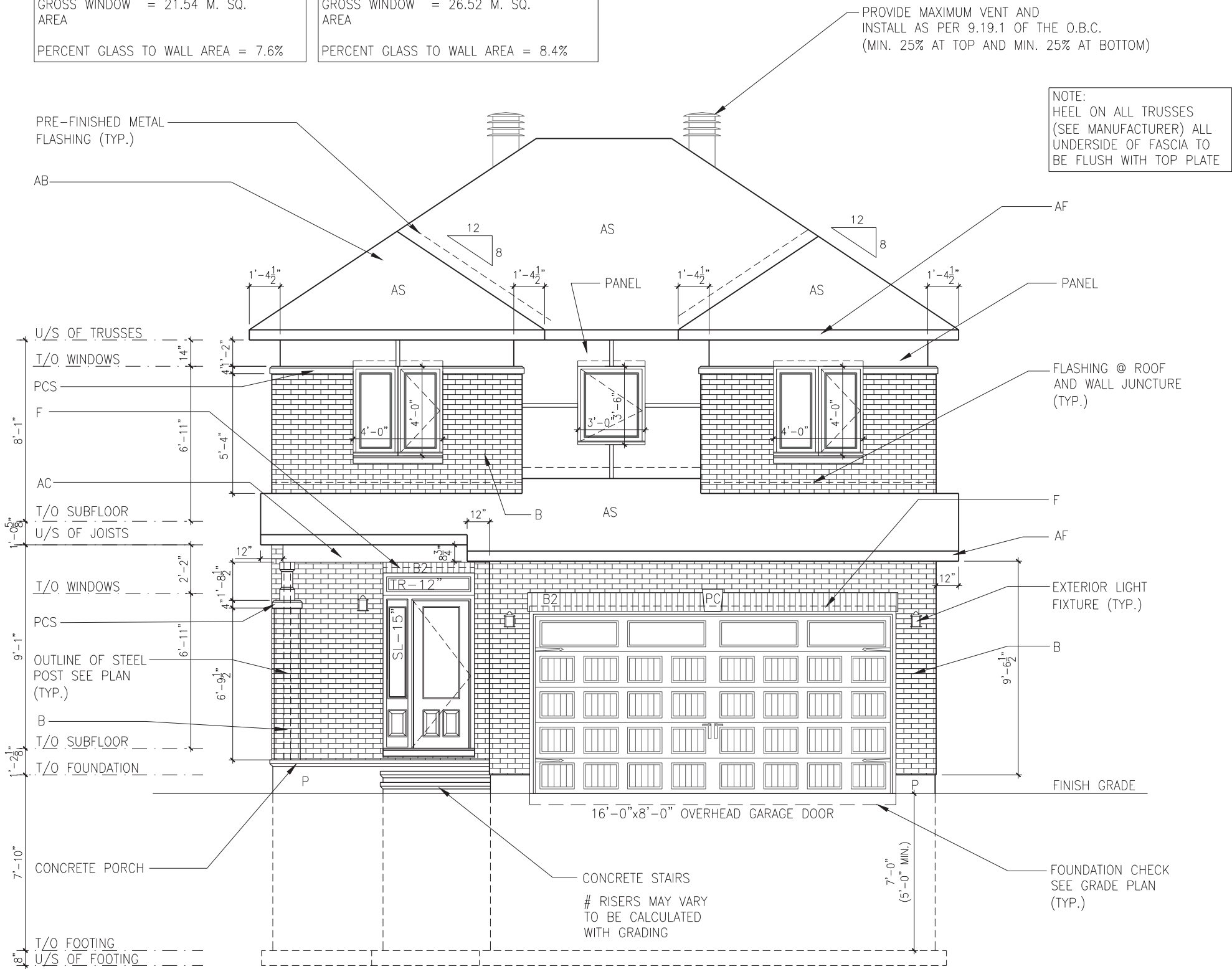
PCH8 - PRECAST HEADER 8"
PCS - PRECAST SILL
PCB - PRECAST BAND
VS - VINYL SHAKES
VEC - SIDING (VERTICAL CORNER)

825 - THE BRADLEY 2018 FOOTPRINT

A3a

STANDARD PLAN:
GROSS INSULATED = 282.9 M. SQ.
WALL AREA
GROSS WINDOW = 21.54 M. SQ.
AREA
PERCENT GLASS TO WALL AREA = 7.6%

STANDARD PLAN WITH WALK-OUT BASEMENT:
GROSS INSULATED = 315.5 M. SQ.
WALL AREA
GROSS WINDOW = 26.52 M. SQ.
AREA
PERCENT GLASS TO WALL AREA = 8.4%



3 BEDROOM - ELEVATION B - FRONT
SCALE: 3/16" = 1'-0"

LOT: XXXX
DATE: XX/XX/XXXX



I, DANIEL GUERIN, ARCHITECTURAL MANAGER FOR VALECRAFT HOMES LTD., HAVE REVIEWED THE FOLLOWING DOCUMENTS AND TAKE RESPONSIBILITY FOR THE DESIGN ACTIVITIES.
- PERSONAL BCIN #19896
- TARION REGISTRATION NUMBER #611

** SEE SIGNED SCHEDULE 1: DESIGNER INFORMATION FORM **

THIS DRAWING IS TO BE USED IN CONJUNCTION WITH SCHEDULE B-1A AND ANY 680'S AND MAY SHOW ONLY SOME OF THE CHANGES DETAILED ON THAT DOCUMENT. SHOULD THE DRAWINGS NOT SHOW ALL ITEMS CONTAINED ON A SCHEDULE OR MISS OTHER ITEMS ALTOGETHER, THE SCHEDULE IS CONSIDERED THE GOVERNING DOCUMENT.

ALL CONTRACTORS SHALL PERFORM THEIR WORK WHETHER DESCRIBED OR NOT, ACCORDING TO THE APPLICABLE BUILDING CODE REQUIREMENTS AND MUNICIPAL REGULATIONS.

THE GENERAL CONTRACTOR SHALL CHECK AND VERIFY ALL DIMENSIONS AND REPORT ERRORS AND OMISSIONS TO VALECRAFT'S ARCHITECTURAL DEPARTMENT.

NO DIMENSION SHOULD BE SCALED ON DRAWINGS.

THE GENERAL CONTRACTOR OR SUB-CONTRACTORS WILL BE HELD RESPONSIBLE FOR ALL WORK DONE ON THE CONSTRUCTION SITE.

- EXTERIOR FINISH LEGEND:
- B - BRICK (MAIN)
 - B1 - BRICK SOLDIER COURSE (ACCENT)
 - B2 - BRICK SOLDIER COURSE (ACCENT) + 20mm PROUD
 - B3 - BRICK SLEEPER COURSE
 - B4 - STACK BOND (ACCENT)
 - B5 - BRICK SILL (ACCENT)
 - B6 - BRICK ROW LOCK (ACCENT)
 - B7 - BRICK CORBELLING
 - B8 - BRICK COINING 20mm PROUD
 - +20 - BRICK 20mm PROUD
 - 20 - BRICK 20mm RECESSED
 - S - SIDING (HORIZONTAL)
 - ST - STONE VENEER
 - T - TRIM 200mm COVE SIDING
 - AF - ALUMINUM FASCIA
 - AC - ALUMINUM CLADDING
 - AB - 48" ALUMINUM BAND
 - AS - ASPHALT SHINGLES
 - F - FLASHING
 - V - ROOF VENT (MAXIMUM)
 - P - PARGING
 - PC - PARGING
 - PCH10 - PRECAST HEADER 10"
 - PCH8 - PRECAST HEADER 8"
 - PCS - PRECAST SILL
 - PCB - PRECAST BAND
 - VS - VINYL SHAKES
 - VEC - SIDING (VERTICAL CORNER)

2012 O.B.C. DRAWINGS

REV	DESCRIPTION	DATE	BY
REV-2	STRUCTURAL REVISION #1	09/14/2018	VH
REV-1	NEW STANDARD DRWG MODIFICATION	20/06/2018	DOYON
NO.	DESCRIPTION	DATE	BY

DRAWING: 3 BEDROOM
ELEVATION B - FRONT

ADDRESS: XX SCALE: 3/16" = 1'-0" DATE: XX/XX/XXXX

825 - THE BRADLEY
2018 FOOTPRINT
(STANDARD DRAWINGS)

SHEET: A1b



Valecraft
Homes Ltd.

- PERSONAL BCIN #19896
- TARIFF REGISTRATION NUMBER #611

** SEE SIGNED SCHEDULE 1: DESIGNER INFORMATION FORM **

THIS DRAWING IS TO BE USED IN CONJUNCTION WITH SCHEDULE B-1A AND ANY 680'S AND MAY SHOW ONLY SOME OF THE CHANGES DETAILED ON THAT DOCUMENT. SHOULD THE DRAWINGS NOT SHOW ALL ITEMS CONTAINED ON A SCHEDULE OR MISS OTHER ITEMS ALTOGETHER, THE SCHEDULE IS CONSIDERED THE GOVERNING DOCUMENT.

ALL CONTRACTORS SHALL PERFORM THEIR WORK WHETHER DESCRIBED OR NOT, ACCORDING TO THE APPLICABLE BUILDING CODE REQUIREMENTS AND MUNICIPAL REGULATIONS.

THE GENERAL CONTRACTOR SHALL CHECK AND VERIFY ALL DIMENSIONS AND REPORT ERRORS AND OMISSIONS TO VALECRAFT'S ARCHITECTURAL DEPARTMENT.

NO DIMENSION SHOULD BE SCALED ON DRAWINGS

THE GENERAL CONTRACTOR OR SUB-CONTRACTORS WILL BE HELD RESPONSIBLE FOR ALL WORK DONE ON THE CONSTRUCTION SITE.

EXTERIOR FINISH LEGEND

- B - BRICK (MAIN)
- B1 - BRICK SOLDIER COURSE (ACCENT)
- B2 - BRICK SOLDIER COURSE (ACCENT)
20mm PROUD
- B3 - BRICK SLEEPER COURSE
- B4 - STACK BOND (ACCENT)
- B5 - BRICK SILL (ACCENT)
- B6 - BRICK ROW LOCK (ACCENT)
- B7 - BRICK CORRELLING
- B8 - BRICK COINING 20mm PROUD
- +20 - BRICK 20mm PROUD
- +20 - BRICK 20mm RECESSED
- S - SIDING (HORIZONTAL)
- ST - STONE VENEER
- T - TRIM 200mm COVE SIDING
- AF - ALUMINUM FASCIA
- AC - ALUMINUM CLADDING
- AB - 48" ALUMINUM BAND
- AS - ASPHALT SHINGLES
- F - FLASHING
- V - ROOF VENT (MAXIMUM)
- P - PARGING
- PC - PARGING
- PC1H10 - PRECAST HEADER 10"
- PC1H8 - PRECAST HEADER 8"
- PCS - PRECAST SILL
- PCB - PRECAST BAND
- VS - VINYL SHAKES
- VEC - SIDING (VERTICAL CORNER)

[illegible]

DRAWING: **3 BEDROOM
ELEVATION B - RIGHT**

825 - THE BRADLEY 2018 FOOTPRINT

SHEET:
A2b

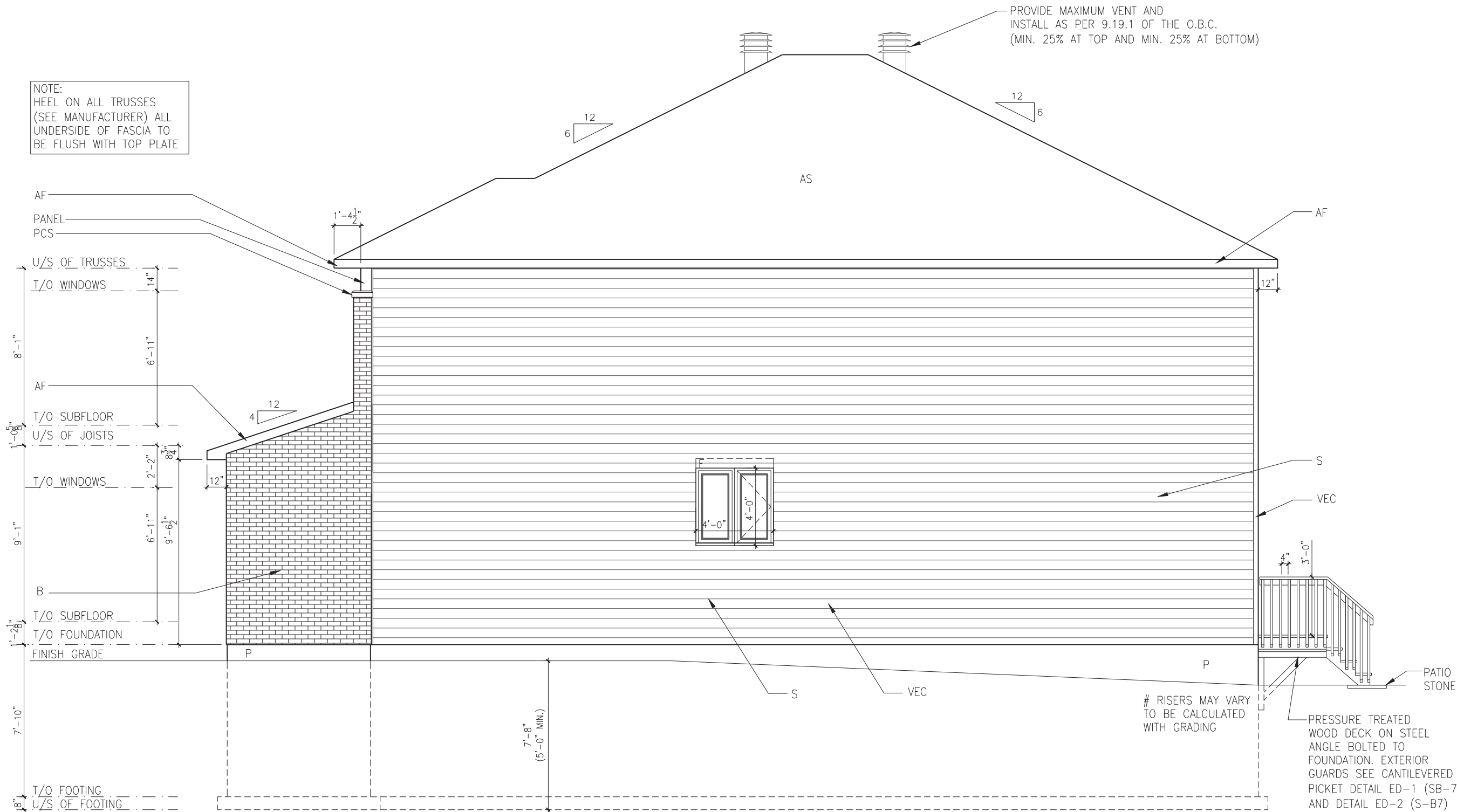
[illegible]

UNPROTECTED OPENINGS:
PROPERTY SET BACK 1.2m, ALLOWABLE 7 %
AREA OF EXPOSED BUILDING FACE – 89.3 m. sq.
AREA OF UNPROTECTED OPENINGS – 0.74 m. sq.
PERCENTAGE OF UNPROTECTED OPENINGS – 0.82 %

SCALE: 3/16" = 1'-0"

(STANDARD DRAWINGS)

NOTE:
HEEL ON ALL TRUSSES
(SEE MANUFACTURER) ALL
UNDERSIDE OF FASCIA TO
BE FLUSH WITH TOP PLATE



UNPROTECTED OPENINGS:
PROPERTY SET BACK 1.2m, ALLOWABLE 7 %
AREA OF EXPOSED BUILDING FACE - 89.3 m. sq.
AREA OF UNPROTECTED OPENINGS - 0.74 m. sq.
PERCENTAGE OF UNPROTECTED OPENINGS - 0.82 %

4 BEDROOM - ELEVATION B - RIGHT
SCALE: 3/16" = 1'-0"

LOT: XXXX
DATE: XX/XX/XXXX



I, DANIEL GUERIN, ARCHITECTURAL MANAGER FOR
VALECRAFT HOMES LTD., HAVE REVIEWED THE FOLLOWING DOCUMENTS
AND TAKE RESPONSIBILITY FOR THE DESIGN ACTIVITIES.

- PERSONAL BCIN #19896
- TARIION REGISTRATION NUMBER #611

** SEE SIGNED SCHEDULE 1: DESIGNER INFORMATION FORM **

THIS DRAWING IS TO BE USED IN CONJUNCTION WITH SCHEDULE
B-1A AND ANY 680'S AND MAY SHOW ONLY SOME OF THE CHANGES
DETAILED ON THAT DOCUMENT. SHOULD THE DRAWINGS NOT SHOW
ALL ITEMS CONTAINED ON A SCHEDULE OR MISS OTHER ITEMS
ALTOGETHER, THE SCHEDULE IS CONSIDERED THE GOVERNING
DOCUMENT.

ALL CONTRACTORS SHALL PERFORM THEIR WORK WHETHER
DESCRIBED OR NOT, ACCORDING TO THE APPLICABLE BUILDING
CODE REQUIREMENTS AND MUNICIPAL REGULATIONS.

THE GENERAL CONTRACTOR SHALL CHECK AND VERIFY ALL
DIMENSIONS AND REPORT ERRORS AND OMISSIONS TO VALECRAFT'S
ARCHITECTURAL DEPARTMENT.

NO DIMENSION SHOULD BE SCALED ON DRAWINGS.

THE GENERAL CONTRACTOR OR SUB-CONTRACTORS WILL BE HELD
RESPONSIBLE FOR ALL WORK DONE ON THE CONSTRUCTION SITE.

EXTERIOR FINISH LEGEND:

- B - BRICK (MAIN)
- B1 - BRICK SOLDIER COURSE (ACCENT)
- B2 - BRICK SOLDIER COURSE (ACCENT)
- + 20mm PROUD
- B3 - BRICK SLEEPER COURSE
- B4 - STACK BOND (ACCENT)
- B5 - BRICK SILL (ACCENT)
- B6 - BRICK ROW LOCK (ACCENT)
- B7 - BRICK CORBELLING
- B8 - BRICK COINING 20mm PROUD
- +20 - BRICK 20mm PROUD
- 20 - BRICK 20mm RECESSED
- S - SIDING (HORIZONTAL)
- ST - STONE VENEER
- T - TRIM 200mm COVE SIDING
- AF - ALUMINUM FASCIA
- AC - ALUMINUM CLADDING
- AB - 48" ALUMINUM BAND
- AS - ASPHALT SHINGLES
- F - FLASHING
- V - ROOF VENT (MAXIMUM)
- P - PARGING
- PC - PARGING
- PCH10 - PRECAST HEADER 10"
- PCH8 - PRECAST HEADER 8"
- PCS - PRECAST SILL
- PCB - PRECAST BAND
- VS - VINYL SHAKES
- VEC - SIDING (VERTICAL CORNER)

2012 O.B.C. DRAWINGS

REV-2	STRUCTURAL REVISION #1	09/14/2018	VH
REV-1	NEW STANDARD DRWG MODIFICATION	20/06/2018	DOYON
NO.	DESCRIPTION	DATE	BY

DRAWING: 4 BEDROOM ELEVATION B - RIGHT

ADDRESS:	SCALE:	DATE:
XX	3/16" = 1'-0"	XX/XX/XXXX

825 - THE BRADLEY
2018 FOOTPRINT
(STANDARD DRAWINGS)

SHEET:
A2b



2012 O.B.C. DRAWINGS		
DRAWING:	WALK-OUT BASEMENT 4 BED - ELEV. B - RIGHT	
ADDRESS:	SCALE: XX 3/16" = 1'-0"	DATE: XX/XX/XXXX
825 - THE BRADLEY 2018 FOOTPRINT		SHEET: <div style="font-size: 2em; font-weight: bold; margin-top: 10px;">A2b</div>
<small>(STANDARD DRAWINGS)</small>		

- PERSONAL BCIN #19896
- TARION REGISTRATION NUMBER #611

** SEE SIGNED SCHEDULE 1: DESIGNER INFORMATION FORM **

ALL CONTRACTORS SHALL PERFORM THEIR WORK WHETHER DESCRIBED OR NOT, ACCORDING TO THE APPLICABLE BUILDING CODE REQUIREMENTS AND MUNICIPAL REGULATIONS.

NO DIMENSION SHOULD BE SCALED ON DRAWINGS.

THE GENERAL CONTRACTOR OR SUB-CONTRACTORS WILL BE HELD RESPONSIBLE FOR ALL WORK DONE ON THE CONSTRUCTION SITE.

EXTERIOR FINISH LEGEND:

- B - BRICK (MAIN)
- B1 - BRICK SOLDIER COURSE (ACCENT)
- B2 - BRICK SOLDIER COURSE (ACCENT)
20mm PROUD
- B3 - BRICK SLEEPER COURSE
- B4 - STACK BOND (ACCENT)
- B5 - BRICK SILL (ACCENT)
- B6 - BRICK ROW LOCK (ACCENT)
- B7 - BRICK CORRELLING
- B8 - BRICK COING 20mm PROUD
- +20 - BRICK 20mm PROUD
- 20 - BRICK 20mm RECESSED
- S - SIDING (HORIZONTAL)
- ST - STONE VENEER
- T - TRIM 200mm COVE SIDING
- AF - ALUMINUM FASCIA
- AC - ALUMINUM CLADDING
- AB - 48" ALUMINUM BAND
- AS - ASPHALT SHINGLES
- F - FLASHING
- V - ROOF VENT (MAXIMUM)
- P - PARGING
- PC - PARGING
- PC10H - PRECAST HEADER 10"
- PC8H - PRECAST HEADER 8"
- PCS - PRECAST SILL
- PCB - PRECAST BAND
- V - VINYL SHAKES
- VEC - SIDING (VERTICAL CORNER)

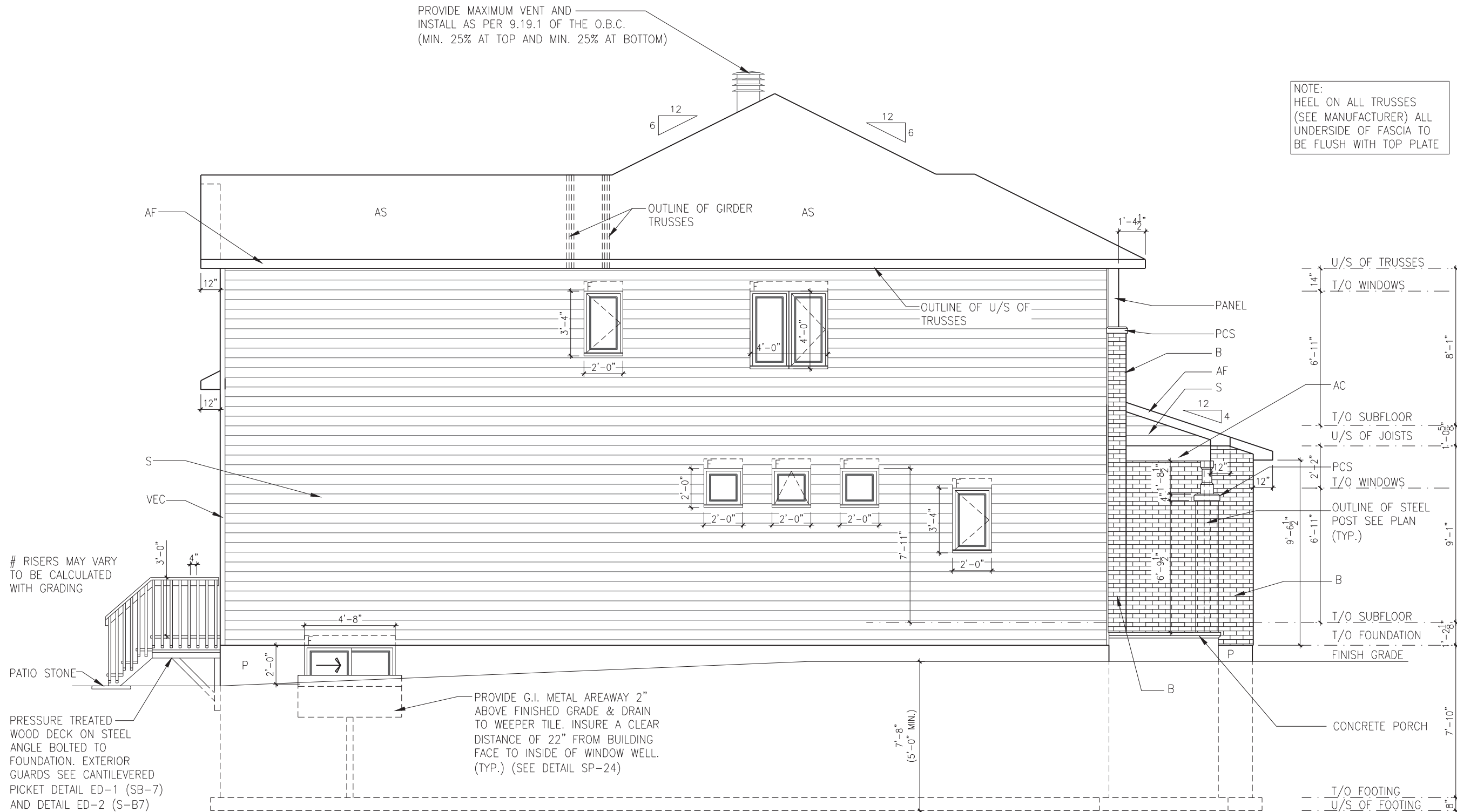
DRAWING: **3 BEDROOM
ELEVATION B - LEFT**

ADDRESS: XX	SCALE: 3/16" = 1'-0"	DATE: XX/XX/XXXX
----------------	-------------------------	---------------------

(STANDARD DRAWINGS)

SHEET:
A3b

NOTE:
HEEL ON ALL TRUSSES
(SEE MANUFACTURER) ALL
UNDERSIDE OF FASCIA TO
BE FLUSH WITH TOP PLATE

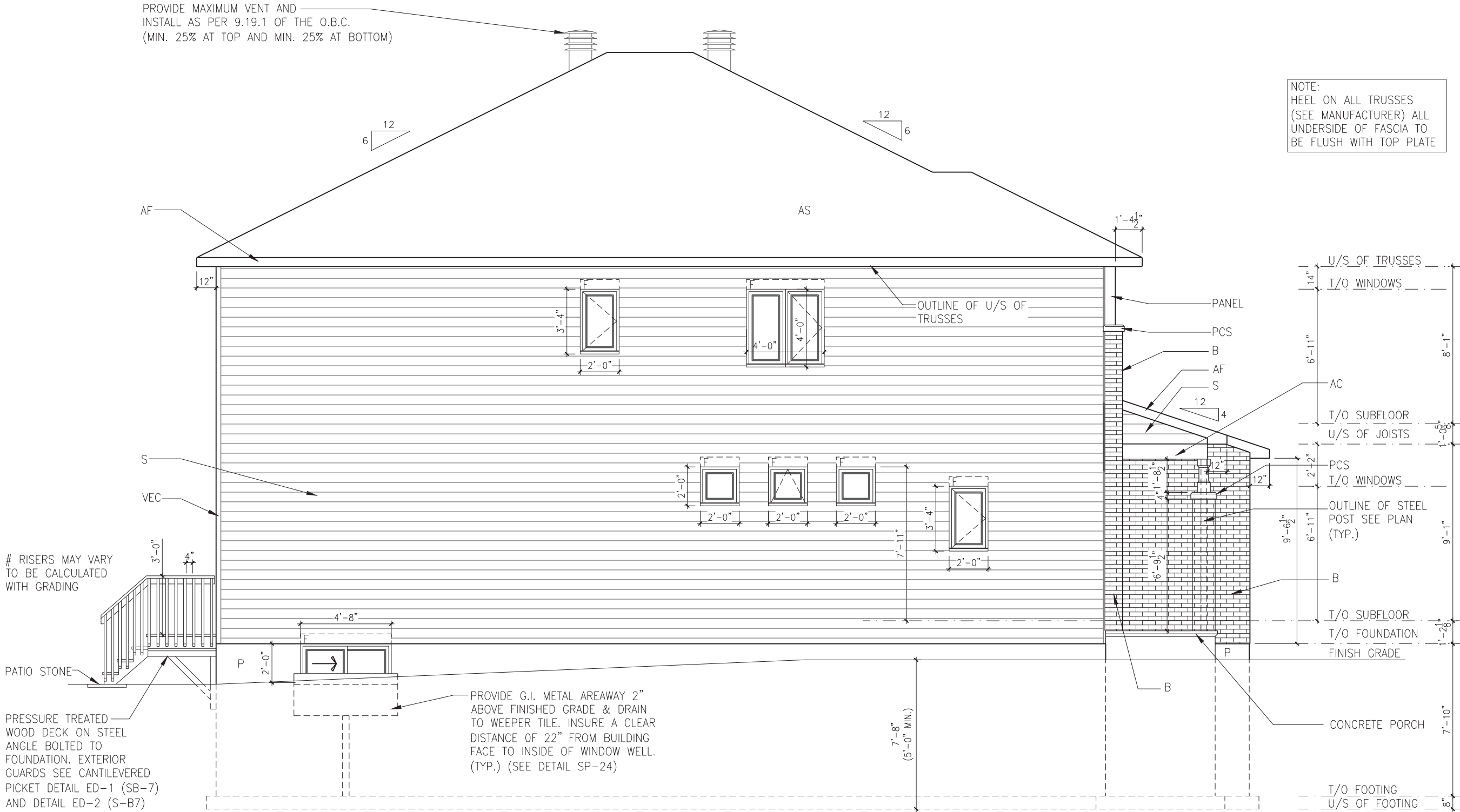


UNPROTECTED OPENINGS: PROPERTY SET BACK 1.2m, ALLOWABLE 7 % AREA OF EXPOSED BUILDING FACE – 89.3 m. sq. AREA OF UNPROTECTED OPENINGS – 4.4 m. sq. PERCENTAGE OF UNPROTECTED OPENINGS – 4.9 %
--

SCALE: 3/16" = 1'-0"

PROVIDE MAXIMUM VENT AND
INSTALL AS PER 9.19.1 OF THE O.B.C.
(MIN. 25% AT TOP AND MIN. 25% AT BOTTOM)

NOTE:
HEEL ON ALL TRUSSES
(SEE MANUFACTURER) ALL
UNDERSIDE OF FASCIA TO
BE FLUSH WITH TOP PLATE



LOT: XXXX
DATE: XX/XX/XXXX



I, DANIEL GUERIN, ARCHITECTURAL MANAGER FOR VALECRAFT HOMES LTD., HAVE REVIEWED THE FOLLOWING DOCUMENTS AND TAKE RESPONSIBILITY FOR THE DESIGN ACTIVITIES.

- PERSONAL BCIN #19896
- TARIION REGISTRATION NUMBER #611

** SEE SIGNED SCHEDULE 1: DESIGNER INFORMATION FORM **

THIS DRAWING IS TO BE USED IN CONJUNCTION WITH SCHEDULE B-1A AND ANY 680'S AND MAY SHOW ONLY SOME OF THE CHANGES DETAILED ON THAT DOCUMENT. SHOULD THE DRAWINGS NOT SHOW ALL ITEMS CONTAINED ON A SCHEDULE OR MISS OTHER ITEMS ALTOGETHER, THE SCHEDULE IS CONSIDERED THE GOVERNING DOCUMENT.

ALL CONTRACTORS SHALL PERFORM THEIR WORK WHETHER DESCRIBED OR NOT, ACCORDING TO THE APPLICABLE BUILDING CODE REQUIREMENTS AND MUNICIPAL REGULATIONS.

THE GENERAL CONTRACTOR SHALL CHECK AND VERIFY ALL DIMENSIONS AND REPORT ERRORS AND OMISSIONS TO VALECRAFT'S ARCHITECTURAL DEPARTMENT.

NO DIMENSION SHOULD BE SCALED ON DRAWINGS.

THE GENERAL CONTRACTOR OR SUB-CONTRACTORS WILL BE HELD RESPONSIBLE FOR ALL WORK DONE ON THE CONSTRUCTION SITE.

EXTERIOR FINISH LEGEND:

- B - BRICK (MAIN)
- B1 - BRICK SOLDIER COURSE (ACCENT)
- B2 - BRICK SOLDIER COURSE (ACCENT)
- + 20mm PROUD
- B3 - BRICK SLEEPER COURSE
- B4 - STACK BOND (ACCENT)
- B5 - BRICK SILL (ACCENT)
- B6 - BRICK ROW LOCK (ACCENT)
- B7 - BRICK CORBELLING
- B8 - BRICK COINING 20mm PROUD
- +20 - BRICK 20mm PROUD
- 20 - BRICK 20mm RECESSED
- S - SIDING (HORIZONTAL)
- ST - STONE VENEER
- T - TRIM 200mm COVE SIDING
- AF - ALUMINUM FASCIA
- AC - ALUMINUM CLADDING
- AB - 48" ALUMINUM BAND
- AS - ASPHALT SHINGLES
- F - FLASHING
- V - ROOF VENT (MAXIMUM)
- P - PARGING
- PC - PARGING
- PCH10 - PRECAST HEADER 10"
- PCH8 - PRECAST HEADER 8"
- PCS - PRECAST SILL
- PCB - PRECAST BAND
- VS - VINYL SHAKES
- VEC - SIDING (VERTICAL CORNER)

2012 O.B.C. DRAWINGS

REV	DESCRIPTION	DATE	BY
REV-2	STRUCTURAL REVISION #1	09/14/2018	VH
REV-1	NEW STANDARD DRWG MODIFICATION	20/06/2018	DOYON
NO.	DESCRIPTION	DATE	BY

4 BEDROOM ELEVATION B - LEFT

ADDRESS: XX SCALE: 3/16" = 1'-0" DATE: XX/XX/XXXX

825 - THE BRADLEY
2018 FOOTPRINT
(STANDARD DRAWINGS)

SHEET:

A3b

4 BEDROOM - ELEVATION B - LEFT

SCALE: 3/16" = 1'-0"

STANDARD PLAN:

GROSS INSULATED = 280.6 M. SQ.
WALL AREA

GROSS WINDOW = 21.97 M. SQ.
AREA

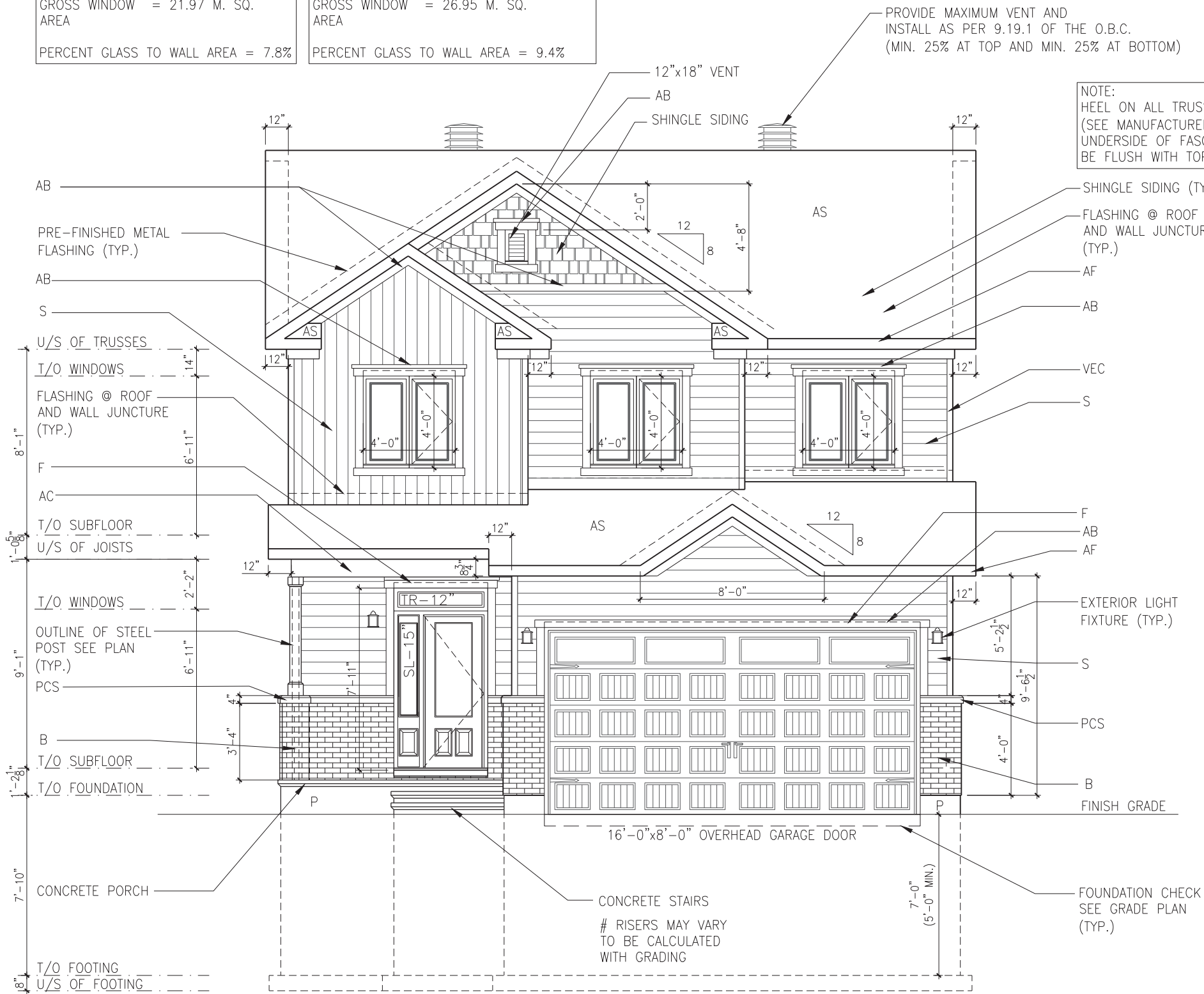
PERCENT GLASS TO WALL AREA = 7.8%

STANDARD PLAN WITH WALK-OUT BASEMENT:

GROSS INSULATED = 313.1 M. SQ.
WALL AREA

GROSS WINDOW = 26.95 M. SQ.
AREA

PERCENT GLASS TO WALL AREA = 9.4%



LOT: XXXX
DATE: XX/XX/XXXX



I, DANIEL GUERIN, ARCHITECTURAL MANAGER FOR VALECRAFT HOMES LTD., HAVE REVIEWED THE FOLLOWING DOCUMENTS AND TAKE RESPONSIBILITY FOR THE DESIGN ACTIVITIES.

- PERSONAL BCIN #19896
- TARION REGISTRATION NUMBER #611

** SEE SIGNED SCHEDULE 1: DESIGNER INFORMATION FORM **

THIS DRAWING IS TO BE USED IN CONJUNCTION WITH SCHEDULE B-1A AND ANY 680'S AND MAY SHOW ONLY SOME OF THE CHANGES DETAILED ON THAT DOCUMENT. SHOULD THE DRAWINGS NOT SHOW ALL ITEMS CONTAINED ON A SCHEDULE OR MISS OTHER ITEMS ALTOGETHER, THE SCHEDULE IS CONSIDERED THE GOVERNING DOCUMENT.

ALL CONTRACTORS SHALL PERFORM THEIR WORK WHETHER DESCRIBED OR NOT, ACCORDING TO THE APPLICABLE BUILDING CODE REQUIREMENTS AND MUNICIPAL REGULATIONS.

THE GENERAL CONTRACTOR SHALL CHECK AND VERIFY ALL DIMENSIONS AND REPORT ERRORS AND OMISSIONS TO VALECRAFT'S ARCHITECTURAL DEPARTMENT.

NO DIMENSION SHOULD BE SCALED ON DRAWINGS.

THE GENERAL CONTRACTOR OR SUB-CONTRACTORS WILL BE HELD RESPONSIBLE FOR ALL WORK DONE ON THE CONSTRUCTION SITE.

EXTERIOR FINISH LEGEND:

- B - BRICK (MAIN)
- B1 - BRICK SOLDIER COURSE (ACCENT)
- B2 - BRICK SOLDIER COURSE (ACCENT) + 20mm PROUD
- B3 - BRICK SLEEPER COURSE
- B4 - STACK BOND (ACCENT)
- B5 - BRICK SILL (ACCENT)
- B6 - BRICK ROW LOCK (ACCENT)
- B7 - BRICK CORBELLING
- B8 - BRICK COINING 20mm PROUD
- +20 - BRICK 20mm PROUD
- 20 - BRICK 20mm RECESSED
- S - SIDING (HORIZONTAL)
- ST - STONE VENEER
- T - TRIM 200mm COVE SIDING
- AF - ALUMINUM FASCIA
- AC - ALUMINUM CLADDING
- AB - 48" ALUMINUM BAND
- AS - ASPHALT SHINGLES
- F - FLASHING
- V - ROOF VENT (MAXIMUM)
- P - PARGING
- PC - PARGING
- PCH10 - PRECAST HEADER 10"
- PCH8 - PRECAST HEADER 8"
- PCS - PRECAST SILL
- PCB - PRECAST BAND
- VS - VINYL SHAKES
- VEC - SIDING (VERTICAL CORNER)

2012 O.B.C. DRAWINGS

REV-2	STRUCTURAL REVISION #1	09/14/2018	VH
REV-1	NEW STANDARD DRWG MODIFICATION	20/06/2018	DOYON
NO.	DESCRIPTION	DATE	BY

DRAWING: **3 BEDROOM
ELEVATION C - LEFT**

ADDRESS: XX SCALE: 3/16" = 1'-0" DATE: XX/XX/XXXX

825 - THE BRADLEY
2018 FOOTPRINT
(STANDARD DRAWINGS)

SHEET: **A1c**

STANDARD PLAN:

GROSS INSULATED = 289.3 M. SQ.
WALL AREA

GROSS WINDOW = 21.97 M. SQ.
AREA

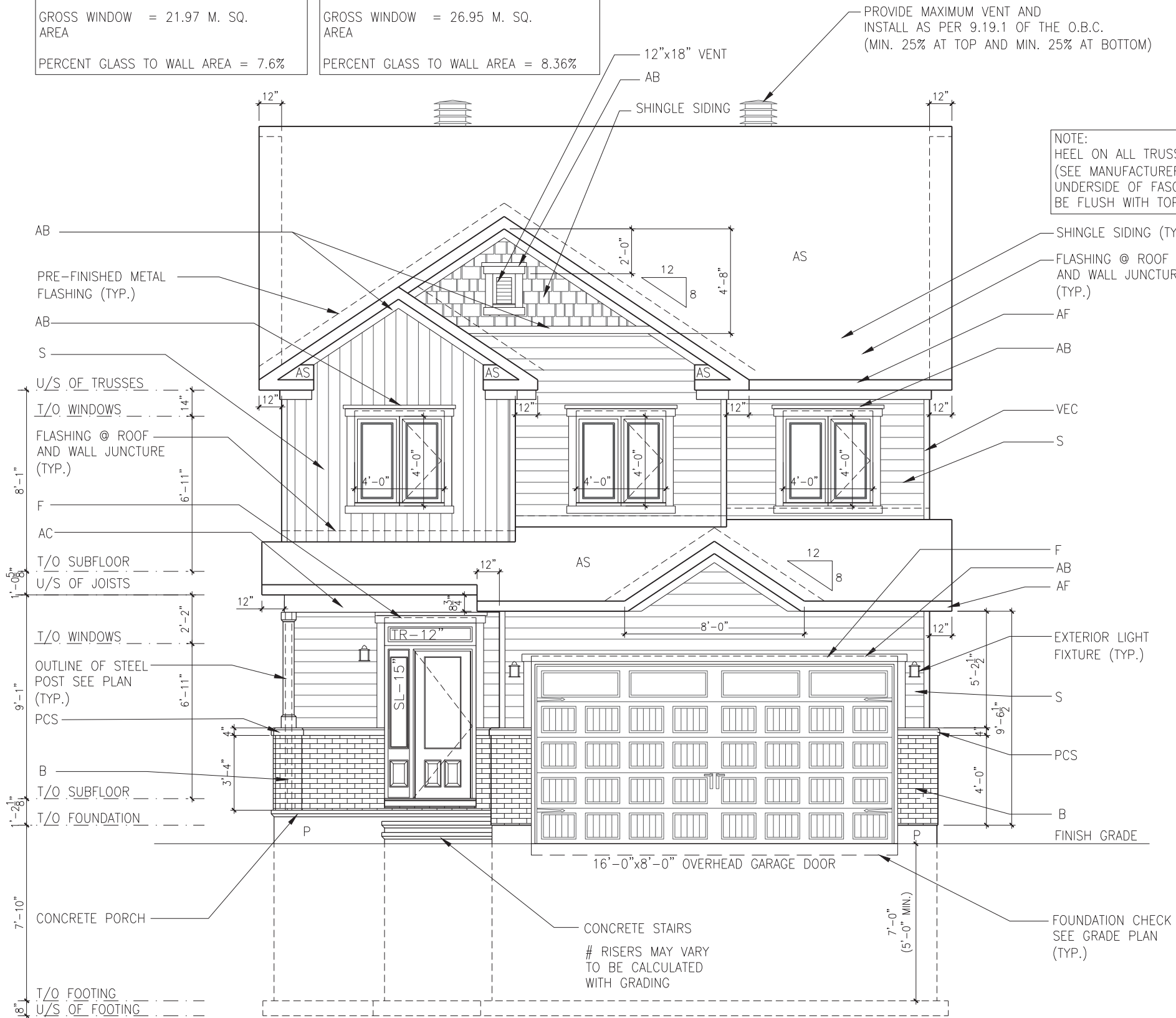
PERCENT GLASS TO WALL AREA = 7.6%

STANDARD PLAN WITH WALK-OUT BASEMENT:

GROSS INSULATED = 322.1 M. SQ.
WALL AREA

GROSS WINDOW = 26.95 M. SQ.
AREA

PERCENT GLASS TO WALL AREA = 8.36%



NOTE:
HEEL ON ALL TRUSSES
(SEE MANUFACTURER) ALL
UNDERSIDE OF FASCIA TO
BE FLUSH WITH TOP PLATE

LOT: XXXX
DATE: XX/XX/XXXX



I, DANIEL GUERIN, ARCHITECTURAL MANAGER FOR VALECRAFT HOMES LTD., HAVE REVIEWED THE FOLLOWING DOCUMENTS AND TAKE RESPONSIBILITY FOR THE DESIGN ACTIVITIES.

- PERSONAL BCIN #19896
- TARIION REGISTRATION NUMBER #611

** SEE SIGNED SCHEDULE 1: DESIGNER INFORMATION FORM **

THIS DRAWING IS TO BE USED IN CONJUNCTION WITH SCHEDULE B-1A AND ANY 680'S AND MAY SHOW ONLY SOME OF THE CHANGES DETAILED ON THAT DOCUMENT. SHOULD THE DRAWINGS NOT SHOW ALL ITEMS CONTAINED ON A SCHEDULE OR MISS OTHER ITEMS ALTOGETHER, THE SCHEDULE IS CONSIDERED THE GOVERNING DOCUMENT.

ALL CONTRACTORS SHALL PERFORM THEIR WORK WHETHER DESCRIBED OR NOT, ACCORDING TO THE APPLICABLE BUILDING CODE REQUIREMENTS AND MUNICIPAL REGULATIONS.

THE GENERAL CONTRACTOR SHALL CHECK AND VERIFY ALL DIMENSIONS AND REPORT ERRORS AND OMISSIONS TO VALECRAFT'S ARCHITECTURAL DEPARTMENT.

NO DIMENSION SHOULD BE SCALED ON DRAWINGS.

THE GENERAL CONTRACTOR OR SUB-CONTRACTORS WILL BE HELD RESPONSIBLE FOR ALL WORK DONE ON THE CONSTRUCTION SITE.

EXTERIOR FINISH LEGEND:

- B - BRICK (MAIN)
- B1 - BRICK SOLDIER COURSE (ACCENT)
- B2 - BRICK SOLDIER COURSE (ACCENT)
- + 20mm PROUD
- B3 - BRICK SLEEPER COURSE
- B4 - STACK BOND (ACCENT)
- B5 - BRICK SILL (ACCENT)
- B6 - BRICK ROW LOCK (ACCENT)
- B7 - BRICK CORBELLING
- B8 - BRICK COINING 20mm PROUD
- +20 - BRICK 20mm PROUD
- 20 - BRICK 20mm RECESSED
- S - SIDING (HORIZONTAL)
- ST - STONE VENEER
- T - TRIM 200mm COVE SIDING
- AF - ALUMINUM FASCIA
- AC - ALUMINUM CLADDING
- AB - 48" ALUMINUM BAND
- AS - ASPHALT SHINGLES
- F - FLASHING
- V - ROOF VENT (MAXIMUM)
- P - PARGING
- PC - PARGING
- PCH10 - PRECAST HEADER 10"
- PCH8 - PRECAST HEADER 8"
- PCS - PRECAST SILL
- PCB - PRECAST BAND
- VS - VINYL SHAKES
- VEC - SIDING (VERTICAL CORNER)

2012 O.B.C. DRAWINGS

REV-2	STRUCTURAL REVISION #1	09/14/2018	VH
REV-1	NEW STANDARD DRWG MODIFICATION	20/06/2018	DOYON
NO.	DESCRIPTION	DATE	BY

DRAWING: **4 BEDROOM
ELEVATION C - LEFT**

ADDRESS: XX SCALE: 3/16" = 1'-0" DATE: XX/XX/XXXX

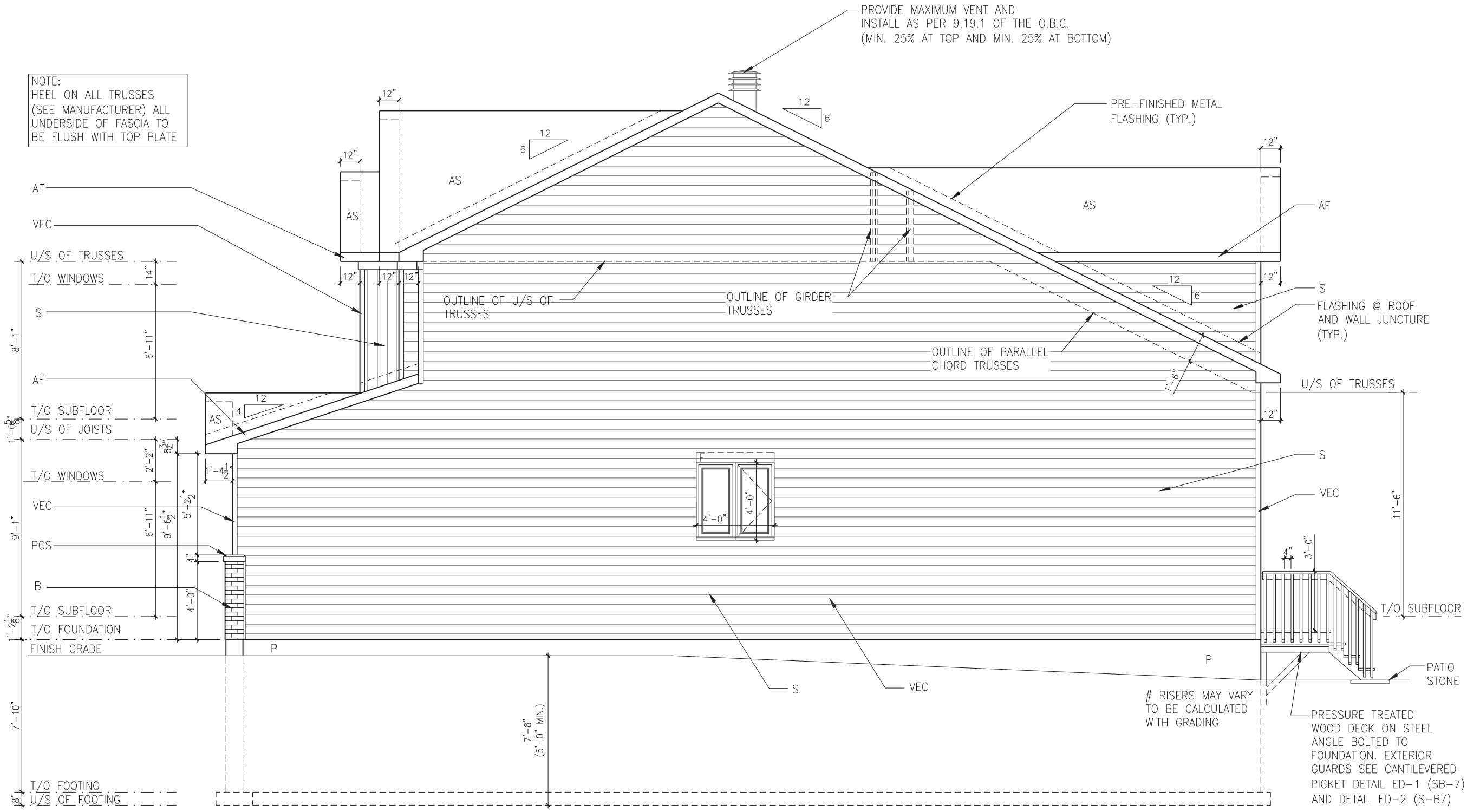
825 - THE BRADLEY
2018 FOOTPRINT
(STANDARD DRAWINGS)

SHEET:

A1c

4 BEDROOM - ELEVATION C - FRONT

SCALE: 3/16" = 1'-0"



NOTE:
HEEL ON ALL TRUSSES
(SEE MANUFACTURER) ALL
UNDERSIDE OF FASCIA TO
BE FLUSH WITH TOP PLATE

PROVIDE MAXIMUM VENT AND
INSTALL AS PER 9.19.1 OF THE O.B.C.
(MIN. 25% AT TOP AND MIN. 25% AT BOTTOM)

PRE-FINISHED METAL
FLASHING (TYP.)

FLASHING @ ROOF
AND WALL JUNCTURE
(TYP.)

PRESSURE TREATED
WOOD DECK ON STEEL
ANGLE BOLTED TO
FOUNDATION. EXTERIOR
GUARDS SEE CANTILEVERED
PICKET DETAIL ED-1 (SB-7)
AND DETAIL ED-2 (S-B7)

UNPROTECTED OPENINGS:
PROPERTY SET BACK 1.2m, ALLOWABLE 7 %
AREA OF EXPOSED BUILDING FACE - 88.6 m. sq.
AREA OF UNPROTECTED OPENINGS - 0.74 m. sq.
PERCENTAGE OF UNPROTECTED OPENINGS - 0.83 %

LOT: XXXX
DATE: XX/XX/XXXX



I, DANIEL GUERIN, ARCHITECTURAL MANAGER FOR
VALECRAFT HOMES LTD., HAVE REVIEWED THE FOLLOWING DOCUMENTS
AND TAKE RESPONSIBILITY FOR THE DESIGN ACTIVITIES.

- PERSONAL BCIN #19896
- TARIION REGISTRATION NUMBER #611

** SEE SIGNED SCHEDULE 1: DESIGNER INFORMATION FORM **

THIS DRAWING IS TO BE USED IN CONJUNCTION WITH SCHEDULE
B-1A AND ANY 680'S AND MAY SHOW ONLY SOME OF THE CHANGES
DETAILED ON THAT DOCUMENT. SHOULD THE DRAWINGS NOT SHOW
ALL ITEMS CONTAINED ON A SCHEDULE OR MISS OTHER ITEMS
ALTOGETHER, THE SCHEDULE IS CONSIDERED THE GOVERNING
DOCUMENT.

ALL CONTRACTORS SHALL PERFORM THEIR WORK WHETHER
DESCRIBED OR NOT, ACCORDING TO THE APPLICABLE BUILDING
CODE REQUIREMENTS AND MUNICIPAL REGULATIONS.

THE GENERAL CONTRACTOR SHALL CHECK AND VERIFY ALL
DIMENSIONS AND REPORT ERRORS AND OMISSIONS TO VALECRAFT'S
ARCHITECTURAL DEPARTMENT.

NO DIMENSION SHOULD BE SCALED ON DRAWINGS.

THE GENERAL CONTRACTOR OR SUB-CONTRACTORS WILL BE HELD
RESPONSIBLE FOR ALL WORK DONE ON THE CONSTRUCTION SITE.

EXTERIOR FINISH LEGEND:

- B - BRICK (MAIN)
- B1 - BRICK SOLDIER COURSE (ACCENT)
- B2 - BRICK SOLDIER COURSE (ACCENT)
- + 20mm PROUD
- B3 - BRICK SLEEPER COURSE
- B4 - STACK BOND (ACCENT)
- B5 - BRICK SILL (ACCENT)
- B6 - BRICK ROW LOCK (ACCENT)
- B7 - BRICK CORBELLING
- B8 - BRICK COINING 20mm PROUD
- +20 - BRICK 20mm PROUD
- 20 - BRICK 20mm RECESSED
- S - SIDING (HORIZONTAL)
- ST - STONE VENEER
- T - TRIM 200mm COVE SIDING
- AF - ALUMINUM FASCIA
- AC - ALUMINUM CLADDING
- AB - 48" ALUMINUM BAND
- AS - ASPHALT SHINGLES
- F - FLASHING
- V - ROOF VENT (MAXIMUM)
- P - PARGING
- PC - PARGING
- PCH10 - PRECAST HEADER 10"
- PCH8 - PRECAST HEADER 8"
- PCS - PRECAST SILL
- PCB - PRECAST BAND
- VS - VINYL SHAKES
- VEC - SIDING (VERTICAL CORNER)

2012 O.B.C. DRAWINGS

REV-2	STRUCTURAL REVISION #1	09/14/2018	VH
REV-1	NEW STANDARD DRWG MODIFICATION	20/06/2018	DOYON
NO.	DESCRIPTION	DATE	BY

DRAWING: 3 BEDROOM ELEVATION C - RIGHT

ADDRESS: xx	SCALE: 3/16" = 1'-0"	DATE: xx/xx/xxxx
----------------	-------------------------	---------------------

825 - THE BRADLEY
2018 FOOTPRINT

(STANDARD DRAWINGS)

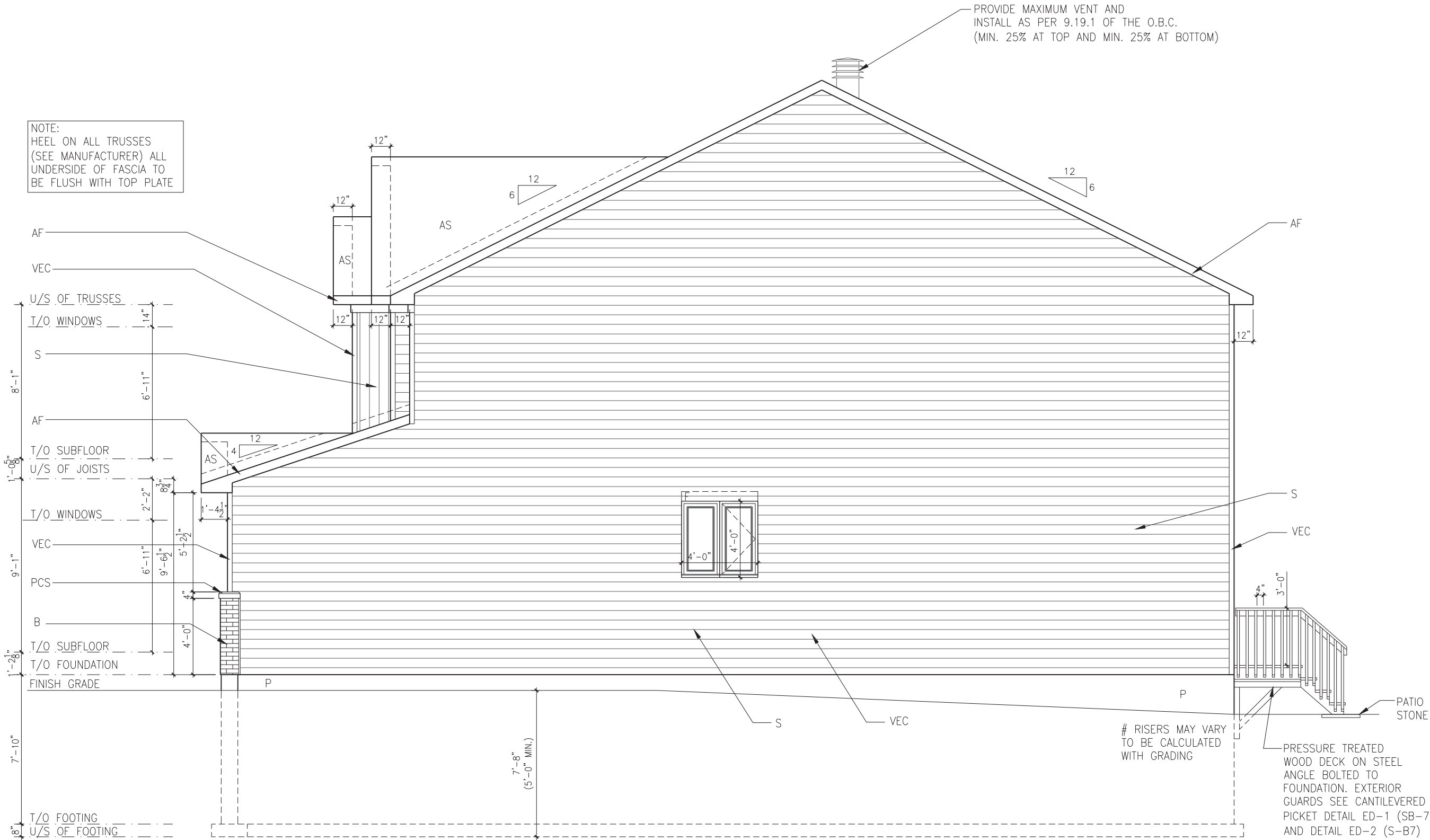
SHEET:

A2c

3 BEDROOM - ELEVATION C - RIGHT

SCALE: 3/16" = 1'-0"

NOTE:
HEEL ON ALL TRUSSES
(SEE MANUFACTURER) ALL
UNDERSIDE OF FASCIA TO
BE FLUSH WITH TOP PLATE



UNPROTECTED OPENINGS:
PROPERTY SET BACK 1.2m, ALLOWABLE 7 %
AREA OF EXPOSED BUILDING FACE - 88.6 m. sq.
AREA OF UNPROTECTED OPENINGS - 0.74 m. sq.
PERCENTAGE OF UNPROTECTED OPENINGS - 0.83 %

4 BEDROOM - ELEVATION C - RIGHT
SCALE: 3/16" = 1'-0"

LOT: XXXX
DATE: XX/XX/XXXX



I, DANIEL GUERIN, ARCHITECTURAL MANAGER FOR
VALECRAFT HOMES LTD., HAVE REVIEWED THE FOLLOWING DOCUMENTS
AND TAKE RESPONSIBILITY FOR THE DESIGN ACTIVITIES.

- PERSONAL BCIN #19896
- TARIION REGISTRATION NUMBER #611

** SEE SIGNED SCHEDULE 1: DESIGNER INFORMATION FORM **

THIS DRAWING IS TO BE USED IN CONJUNCTION WITH SCHEDULE
B-1A AND ANY 680'S AND MAY SHOW ONLY SOME OF THE CHANGES
DETAILED ON THAT DOCUMENT. SHOULD THE DRAWINGS NOT SHOW
ALL ITEMS CONTAINED ON A SCHEDULE OR MISS OTHER ITEMS
ALTOGETHER, THE SCHEDULE IS CONSIDERED THE GOVERNING
DOCUMENT.

ALL CONTRACTORS SHALL PERFORM THEIR WORK WHETHER
DESCRIBED OR NOT, ACCORDING TO THE APPLICABLE BUILDING
CODE REQUIREMENTS AND MUNICIPAL REGULATIONS.

THE GENERAL CONTRACTOR SHALL CHECK AND VERIFY ALL
DIMENSIONS AND REPORT ERRORS AND OMISSIONS TO VALECRAFT'S
ARCHITECTURAL DEPARTMENT.

NO DIMENSION SHOULD BE SCALED ON DRAWINGS.

THE GENERAL CONTRACTOR OR SUB-CONTRACTORS WILL BE HELD
RESPONSIBLE FOR ALL WORK DONE ON THE CONSTRUCTION SITE.

EXTERIOR FINISH LEGEND:

- B - BRICK (MAIN)
- B1 - BRICK SOLDIER COURSE (ACCENT)
- B2 - BRICK SOLDIER COURSE (ACCENT)
+ 20mm PROUD
- B3 - BRICK SLEEPER COURSE
- B4 - STACK BOND (ACCENT)
- B5 - BRICK SILL (ACCENT)
- B6 - BRICK ROW LOCK (ACCENT)
- B7 - BRICK CORBELLING
- B8 - BRICK COINING 20mm PROUD
- +20 - BRICK 20mm PROUD
- 20 - BRICK 20mm RECESSED
- S - SIDING (HORIZONTAL)
- ST - STONE VENEER
- T - TRIM 200mm COVE SIDING
- AF - ALUMINUM FASCIA
- AC - ALUMINUM CLADDING
- AB - 48" ALUMINUM BAND
- AS - ASPHALT SHINGLES
- F - FLASHING
- V - ROOF VENT (MAXIMUM)
- P - PARGING
- PC - PARGING
- PCH10 - PRECAST HEADER 10"
- PCH8 - PRECAST HEADER 8"
- PCS - PRECAST SILL
- PCB - PRECAST BAND
- VS - VINYL SHAKES
- VEC - SIDING (VERTICAL CORNER)

2012 O.B.C. DRAWINGS

REV-2	STRUCTURAL REVISION #1	09/14/2018	VH
REV-1	NEW STANDARD DRWG MODIFICATION	20/06/2018	DOYON
NO.	DESCRIPTION	DATE	BY

DRAWING: 4 BEDROOM ELEVATION C - RIGHT

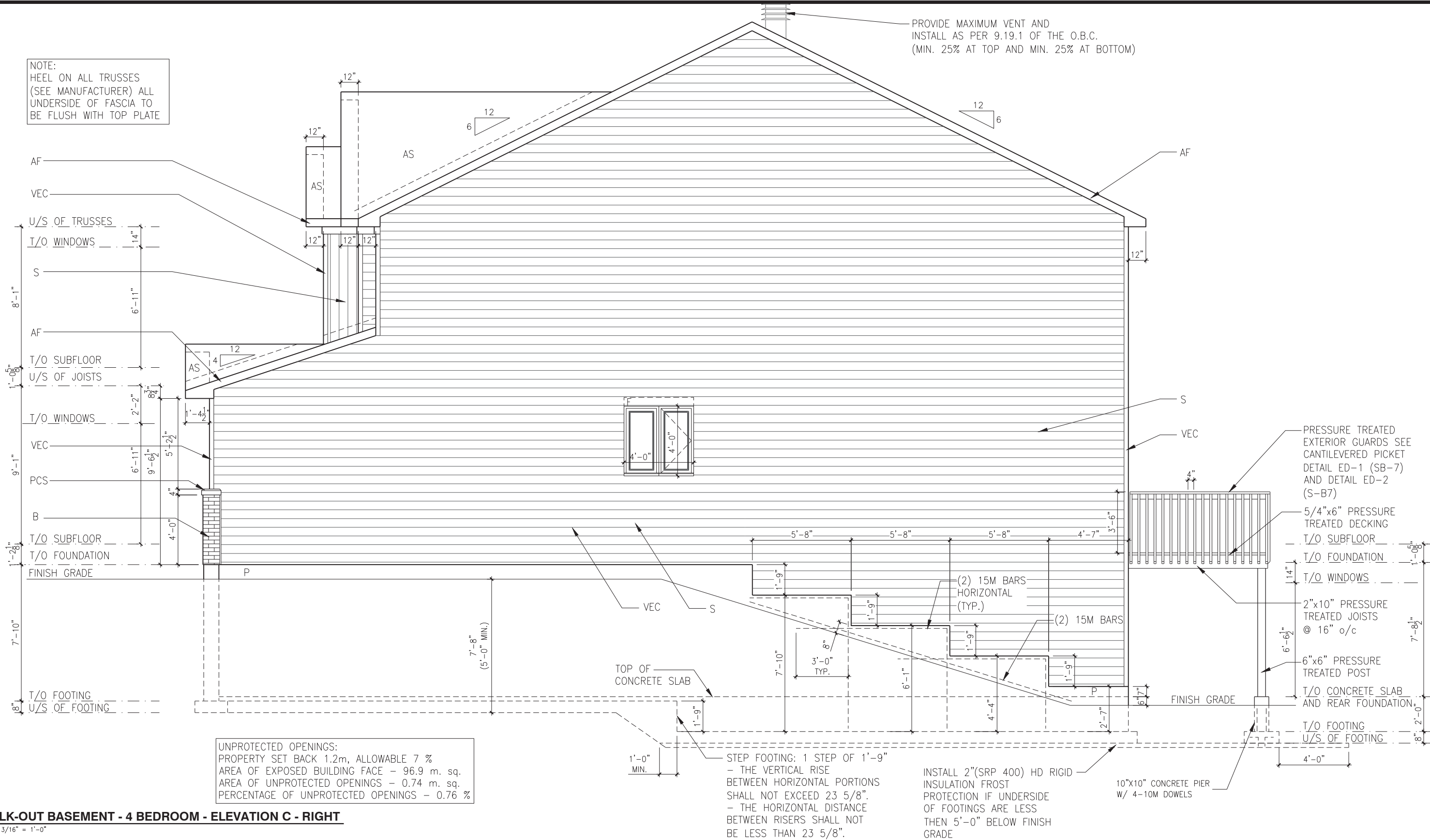
ADDRESS: xx	SCALE: 3/16" = 1'-0"	DATE: xx/xx/xxxx
----------------	-------------------------	---------------------

825 - THE BRADLEY
2018 FOOTPRINT

(STANDARD DRAWINGS)

SHEET:

A2c



LOT: XXXX
DATE: XX/XX/XXXX

Valecraft
Homes Ltd.

A - ALL CONTRACTORS SHALL PERFORM THEIR WORK WHETHER DESCRIBED OR NOT, ACCORDING TO THE APPLICABLE BUILDING CODE REQUIREMENTS AND MUNICIPAL REGULATIONS.
B - THE GENERAL CONTRACTOR SHALL CHECK AND VERIFY ALL DIMENSIONS AND REPORT ERRORS AND OMISSIONS TO VALECRAFT'S ARCHITECTURAL DEPARTMENT.
C - NO DIMENSION SHOULD BE SCALED ON DRAWINGS.
D - THE GENERAL CONTRACTOR OR SUB-CONTRACTORS WILL BE HELD RESPONSIBLE FOR ALL WORK DONE ON THE CONSTRUCTION SITE.
E - THIS DRAWING IS TO BE USED IN CONJUNCTION WITH SCHEDULE B-1A AND ANY 680'S AND MAY SHOW ONLY SOME OF THE CHANGES DETAILED ON THAT DOCUMENT. SHOULD THE DRAWINGS NOT SHOW ALL ITEMS CONTAINED ON A SCHEDULE OR MISS OTHER ITEMS TOGETHER, THE SCHEDULE IS CONSIDERED THE GOVERNING DOCUMENT.

I. MARC-ANDRE DECOEUR, ARCHITECTURAL MANAGER FOR VALECRAFT HOMES LTD., HAVE REVIEWED THE FOLLOWING DOCUMENTS AND TAKE RESPONSIBILITY FOR THE DESIGN ACTIVITIES.			
- PERSONAL BCIN #44555			
- TARIION REGISTRATION NUMBER #611			
** SEE SIGNED SCHEDULE 1: DESIGNER INFORMATION FORM **			
REV-1	NEW STANDARD DRWG MODIFICATION	20/06/2018	DOYON
NO.	DESCRIPTION	DATE	BY

EXTERIOR FINISH LEGEND:

- B - BRICK (MAIN)
B1 - BRICK SOLDIER COURSE (ACCENT)
B2 - BRICK SOLDIER COURSE (ACCENT)
B3 - BRICK SLEEPER COURSE
B4 - STACK BOND (ACCENT)
B5 - BRICK SILL (ACCENT)
B6 - BRICK ROW LOCK (ACCENT)
B7 - BRICK CORRELLING
B8 - BRICK CORNING 20mm PROUD
+20 - BRICK 20mm PROUD
-20 - BRICK 20mm RECESSED
- S - SIDING (HORIZONTAL)
ST - STONE VENEER
T - TRIM 200mm COVE SIDING
AF - ALUMINUM FASCIA
AC - ALUMINUM CLADDING
AB - 48" ALUMINUM BAND
AS - ASPHALT SHINGLES
F - FLASHING
V - ROOF VENT (MAXIMUM)
P - PARGING
PC - PARGING
PCH10 - PRECAST HEADER 10"

- PCH8 - PRECAST HEADER 8"
PCS - PRECAST SILL
PCB - PRECAST BAND
VS - VINYL SHAKES
VEC - SIDING (VERTICAL CORNER)

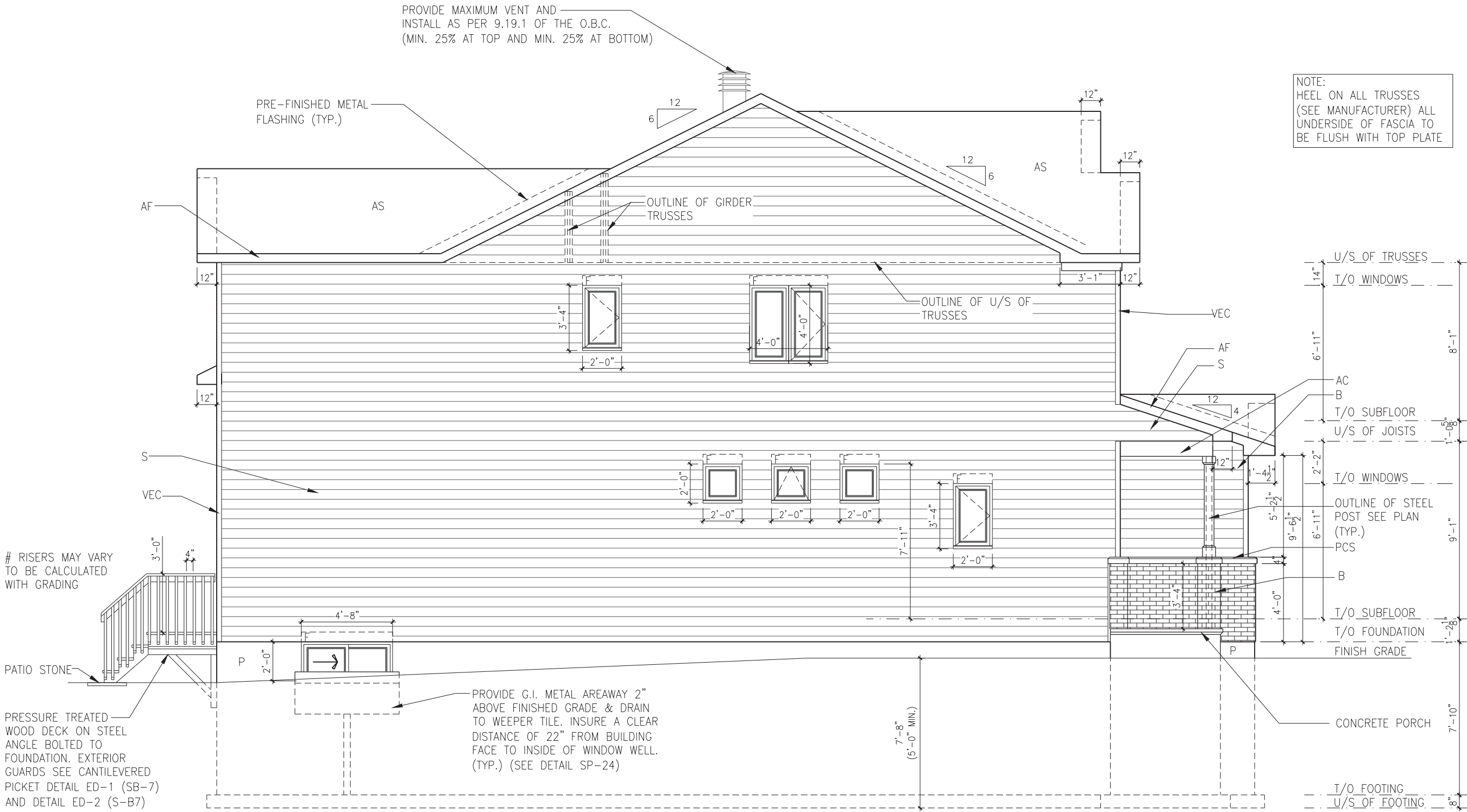
2012 O.B.C. DRAWINGS

DRAWING: **WALK-OUT BASEMENT
4 BED - ELEV. C - RIGHT**

ADDRESS: XX | SCALE: 3/16" = 1'-0" | DATE: XX/XX/XXXX

825 - THE BRADLEY
2018 FOOTPRINT
(STANDARD DRAWINGS)

SHEET: **A2c**



UNPROTECTED OPENINGS:
PROPERTY SET BACK 1.2m, ALLOWABLE 7 %
AREA OF EXPOSED BUILDING FACE - 88.7 m. sq.
AREA OF UNPROTECTED OPENINGS - 4.4 m. sq.
PERCENTAGE OF UNPROTECTED OPENINGS - 4.9 %

NOTE:
HEEL ON ALL TRUSSES
(SEE MANUFACTURER) ALL
UNDERSIDE OF FASCIA TO
BE FLUSH WITH TOP PLATE

LOT: XXXX
DATE: XX/XX/XXXX



I, DANIEL GUERIN, ARCHITECTURAL MANAGER FOR
VALECRAFT HOMES LTD., HAVE REVIEWED THE FOLLOWING DOCUMENTS
AND TAKE RESPONSIBILITY FOR THE DESIGN ACTIVITIES.
- PERSONAL BCIN #19896
- TARIION REGISTRATION NUMBER #611
** SEE SIGNED SCHEDULE 1: DESIGNER INFORMATION FORM **

THIS DRAWING IS TO BE USED IN CONJUNCTION WITH SCHEDULE
B-1A AND ANY 680'S AND MAY SHOW ONLY SOME OF THE CHANGES
DETAILED ON THAT DOCUMENT. SHOULD THE DRAWINGS NOT SHOW
ALL ITEMS CONTAINED ON A SCHEDULE OR MISS OTHER ITEMS
ALTOGETHER, THE SCHEDULE IS CONSIDERED THE GOVERNING
DOCUMENT.

ALL CONTRACTORS SHALL PERFORM THEIR WORK WHETHER
DESCRIBED OR NOT, ACCORDING TO THE APPLICABLE BUILDING
CODE REQUIREMENTS AND MUNICIPAL REGULATIONS.

THE GENERAL CONTRACTOR SHALL CHECK AND VERIFY ALL
DIMENSIONS AND REPORT ERRORS AND OMISSIONS TO VALECRAFT'S
ARCHITECTURAL DEPARTMENT.

NO DIMENSION SHOULD BE SCALED ON DRAWINGS.

THE GENERAL CONTRACTOR OR SUB-CONTRACTORS WILL BE HELD
RESPONSIBLE FOR ALL WORK DONE ON THE CONSTRUCTION SITE.

EXTERIOR FINISH LEGEND:

- B - BRICK (MAIN)
- B1 - BRICK SOLDIER COURSE (ACCENT)
- B2 - BRICK SOLDIER COURSE (ACCENT)
+ 20mm PROUD
- B3 - BRICK SLEEPER COURSE
- B4 - STACK BOND (ACCENT)
- B5 - BRICK SILL (ACCENT)
- B6 - BRICK ROW LOCK (ACCENT)
- B7 - BRICK CORBELLING
- B8 - BRICK COINING 20mm PROUD
- +20 - BRICK 20mm PROUD
- 20 - BRICK 20mm RECESSED
- S - SIDING (HORIZONTAL)
- ST - STONE VENEER
- T - TRIM 200mm COVE SIDING
- AF - ALUMINUM FASCIA
- AC - ALUMINUM CLADDING
- AB - 48" ALUMINUM BAND
- AS - ASPHALT SHINGLES
- F - FLASHING
- V - ROOF VENT (MAXIMUM)
- P - PARGING
- PC - PARGING
- PCH10 - PRECAST HEADER 10"
- PCH8 - PRECAST HEADER 8"
- PCS - PRECAST SILL
- PCB - PRECAST BAND
- VS - VINYL SHAKES
- VEC - SIDING (VERTICAL CORNER)

2012 O.B.C. DRAWINGS

REV	DESCRIPTION	DATE	BY
REV-2	STRUCTURAL REVISION #1	09/14/2018	VH
REV-1	NEW STANDARD DRWG MODIFICATION	20/06/2018	DOYON
NO.	DESCRIPTION	DATE	BY

DRAWING: 3 BEDROOM
ELEVATION C - LEFT

ADDRESS: XX SCALE: 3/16" = 1'-0" DATE: XX/XX/XXXX

825 - THE BRADLEY
2018 FOOTPRINT
(STANDARD DRAWINGS)

SHEET:
A3c

3 BEDROOM - ELEVATION C - LEFT

SCALE: 3/16" = 1'-0"

- PERSONAL BCIN #19896
- TARION REGISTRATION NUMBER #611

** SEE SIGNED SCHEDULE 1: DESIGNER INFORMATION FORM **

THIS DRAWING IS TO BE USED IN CONJUNCTION WITH SCHEDULE B-1A AND ANY 680'S AND MAY SHOW ONLY SOME OF THE CHANGES DETAILED ON THAT DOCUMENT. SHOULD THE DRAWINGS NOT SHOW ALL ITEMS CONTAINED ON A SCHEDULE OR MISS OTHER ITEMS ALTOGETHER, THE SCHEDULE IS CONSIDERED THE GOVERNING DOCUMENT.

ALL CONTRACTORS SHALL PERFORM THEIR WORK WHETHER DESCRIBED OR NOT, ACCORDING TO THE APPLICABLE BUILDING CODE REQUIREMENTS AND MUNICIPAL REGULATIONS.

THE GENERAL CONTRACTOR SHALL CHECK AND VERIFY ALL DIMENSIONS AND REPORT ERRORS AND OMISSIONS TO VALECRAFT'S ARCHITECTURAL DEPARTMENT.

NO DIMENSION SHOULD BE SCALED ON DRAWINGS.

THE GENERAL CONTRACTOR OR SUB-CONTRACTORS WILL BE HELD RESPONSIBLE FOR ALL WORK DONE ON THE CONSTRUCTION SITE.

EXTERIOR FINISH LEGEND:

- B - BRICK (MAIN)
- B1 - BRICK SOLDIER COURSE (ACCENT)
- B2 - BRICK SOLDIER COURSE (ACCENT)
20mm PROUD
- B3 - BRICK SLEEPER COURSE
- B4 - STACK BOND (ACCENT)
- B5 - BRICK SILL (ACCENT)
- B6 - BRICK ROW LOCK (ACCENT)
- B7 - BRICK CORRELLING
- B8 - BRICK COING 20mm PROUD
- +20 - BRICK 20mm PROUD
- 20 - BRICK 20mm RECESSED
- S - SIDING (HORIZONTAL)
- ST - STONE VENEER
- T - TRIM 200mm COVE SIDING
- AF - ALUMINUM FASCIA
- AC - ALUMINUM CLADDING
- AB - 48" ALUMINUM BAND
- AS - ASPHALT SHINGLES
- F - FLASHING
- V - ROOF VENT (MAXIMUM)
- P - PARGING
- PC - PARGING
- PC10H - PRECAST HEADER 10"
- PC8H - PRECAST HEADER 8"
- PCS - PRECAST SILL
- PCB - PRECAST BAND
- V - VINYL SHAKES
- VEC - SIDING (VERTICAL CORNER)

DRAWING: **4 BEDROOM
ELEVATION C - LEFT**

ADDRESS: XX	SCALE: 3/16" = 1'-0"	DATE: XX/XX/XXXX
----------------	-------------------------	---------------------

SHEET:
A3c

NOTE:
HEEL ON ALL TRUSSES
(SEE MANUFACTURER) ALL
UNDERSIDE OF FASCIA TO
BE FLUSH WITH TOP PLATE

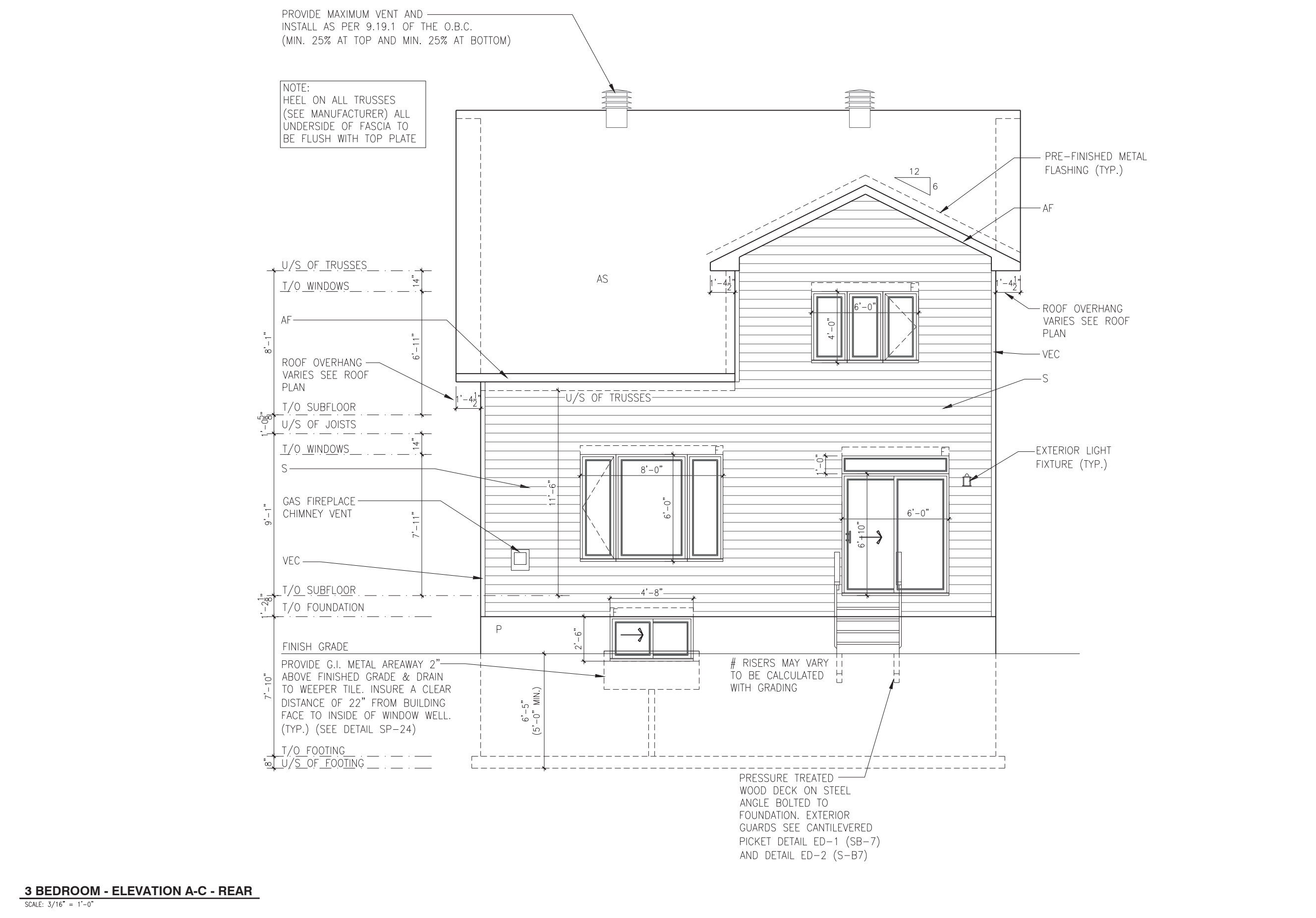
RISERS MAY VARY
TO BE CALCULATED
WITH GRADING

PRESSURE TREATED —
WOOD DECK ON STEEL
ANGLE BOLTED TO
FOUNDATION. EXTERIOR
GUARDS SEE CANTILEVERED
PICKET DETAIL ED-1 (SB-7)
AND DETAIL ED-2 (S-B7)

— PROVIDE G.I. METAL AREAWAY 2"
ABOVE FINISHED GRADE & DRAIN
TO WEEPER TILE. INSURE A CLEAR
DISTANCE OF 22" FROM BUILDING
FACE TO INSIDE OF WINDOW WELL.
(TYP.) (SEE DETAIL SP-24)

<p>UNPROTECTED OPENINGS: PROPERTY SET BACK 1.2m, ALLOWABLE 7 % AREA OF EXPOSED BUILDING FACE – 88.7 m. sq. AREA OF UNPROTECTED OPENINGS – 4.4 m. sq. PERCENTAGE OF UNPROTECTED OPENINGS – 4.9 %</p>

SCALE: 3/16" = 1'-0"



I, DANIEL GUERIN, ARCHITECTURAL MANAGER FOR VALECRAFT HOMES LTD., HAVE REVIEWED THE FOLLOWING DOCUMENTS AND TAKE RESPONSIBILITY FOR THE DESIGN ACTIVITIES.

- PERSONAL BCIN #19896
- TARIION REGISTRATION NUMBER #611

** SEE SIGNED SCHEDULE 1: DESIGNER INFORMATION FORM **

THIS DRAWING IS TO BE USED IN CONJUNCTION WITH SCHEDULE B-1A AND ANY 680'S AND MAY SHOW ONLY SOME OF THE CHANGES DETAILED ON THAT DOCUMENT. SHOULD THE DRAWINGS NOT SHOW ALL ITEMS CONTAINED ON A SCHEDULE OR MISS OTHER ITEMS TOGETHER, THE SCHEDULE IS CONSIDERED THE GOVERNING DOCUMENT.

ALL CONTRACTORS SHALL PERFORM THEIR WORK WHETHER DESCRIBED OR NOT, ACCORDING TO THE APPLICABLE BUILDING CODE REQUIREMENTS AND MUNICIPAL REGULATIONS.

THE GENERAL CONTRACTOR SHALL CHECK AND VERIFY ALL DIMENSIONS AND REPORT ERRORS AND OMISSIONS TO VALECRAFT'S ARCHITECTURAL DEPARTMENT.

NO DIMENSION SHOULD BE SCALED ON DRAWINGS.

THE GENERAL CONTRACTOR OR SUB-CONTRACTORS WILL BE HELD RESPONSIBLE FOR ALL WORK DONE ON THE CONSTRUCTION SITE.

- EXTERIOR FINISH LEGEND:
- B - BRICK (MAIN)
 - B1 - BRICK SOLDIER COURSE (ACCENT)
 - B2 - BRICK SOLDIER COURSE (ACCENT) + 20mm PROUD
 - B3 - BRICK SLEEPER COURSE
 - B4 - STACK BOND (ACCENT)
 - B5 - BRICK SILL (ACCENT)
 - B6 - BRICK ROW LOCK (ACCENT)
 - B7 - BRICK CORBELLING
 - B8 - BRICK COINING 20mm PROUD
 - +20 - BRICK 20mm PROUD
 - 20 - BRICK 20mm RECESSED
 - S - SIDING (HORIZONTAL)
 - ST - STONE VENEER
 - T - TRIM 200mm COVE SIDING
 - AF - ALUMINUM FASCIA
 - AC - ALUMINUM CLADDING
 - AB - 48" ALUMINUM BAND
 - AS - ASPHALT SHINGLES
 - F - FLASHING
 - V - ROOF VENT (MAXIMUM)
 - P - PARGING
 - PC - PARGING
 - PCH10 - PRECAST HEADER 10"
 - PCH8 - PRECAST HEADER 8"
 - PCS - PRECAST SILL
 - PCB - PRECAST BAND
 - VS - VINYL SHAKES
 - VEC - SIDING (VERTICAL CORNER)

2012 O.B.C. DRAWINGS

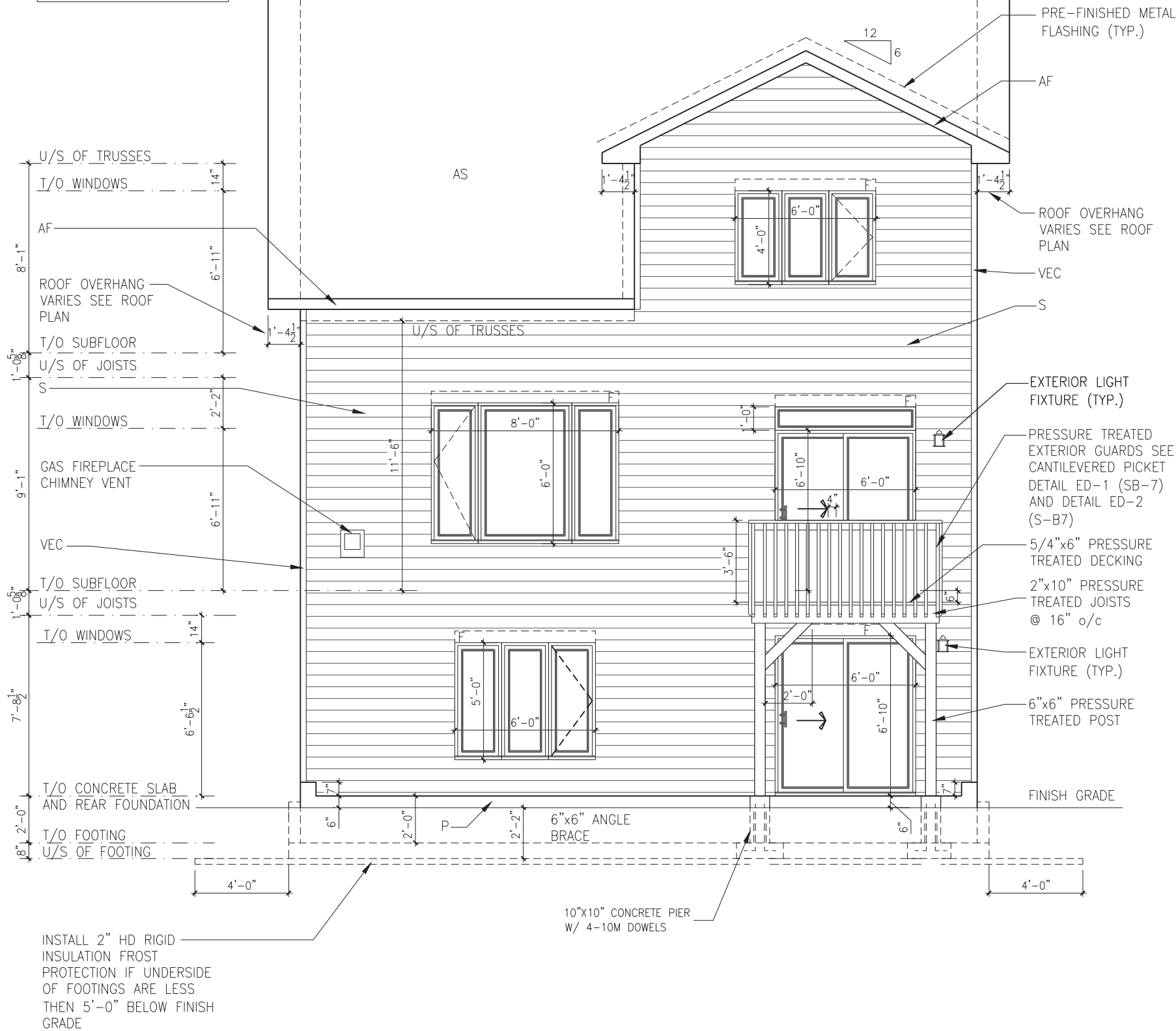
REV-2	STRUCTURAL REVISION #1	09/14/2018	VH
REV-1	NEW STANDARD DRWG MODIFICATION	20/06/2018	DOYON
NO.	DESCRIPTION	DATE	BY

DRAWING: **3 BEDROOM
ELEVATION A-C - REAR**

ADDRESS:	SCALE:	DATE:
XX	3/16" = 1'-0"	XX/XX/XXXX

PROVIDE MAXIMUM VENT AND
INSTALL AS PER 9.19.1 OF THE O.B.C.
(MIN. 25% AT TOP AND MIN. 25% AT BOTTOM)

NOTE:
HEEL ON ALL TRUSSES
(SEE MANUFACTURER) ALL
UNDERSIDE OF FASCIA TO
BE FLUSH WITH TOP PLATE



WALK-OUT BASEMENT - 3 BEDROOM - ELEVATION A-C - REAR

SCALE: 3/16" = 1'-0"

LOT: XXXX

DATE: XX/XX/XXXX



Valecraft
Homes Ltd.

I, DANIEL GUERIN, ARCHITECTURAL MANAGER FOR
VALECRAFT HOMES LTD., HAVE REVIEWED THE FOLLOWING DOCUMENTS
AND TAKE RESPONSIBILITY FOR THE DESIGN ACTIVITIES.

- PERSONAL BCIN #19896
- TARIION REGISTRATION NUMBER #611

** SEE SIGNED SCHEDULE 1: DESIGNER INFORMATION FORM **

THIS DRAWING IS TO BE USED IN CONJUNCTION WITH SCHEDULE
B-1A AND ANY 680'S AND MAY SHOW ONLY SOME OF THE CHANGES
DETAILED ON THAT DOCUMENT. SHOULD THE DRAWINGS NOT SHOW
ALL ITEMS CONTAINED ON A SCHEDULE OR MISS OTHER ITEMS
ALTOGETHER, THE SCHEDULE IS CONSIDERED THE GOVERNING
DOCUMENT.

ALL CONTRACTORS SHALL PERFORM THEIR WORK WHETHER
DESCRIBED OR NOT, ACCORDING TO THE APPLICABLE BUILDING
CODE REQUIREMENTS AND MUNICIPAL REGULATIONS.

THE GENERAL CONTRACTOR SHALL CHECK AND VERIFY ALL
DIMENSIONS AND REPORT ERRORS AND OMISSIONS TO VALECRAFT'S
ARCHITECTURAL DEPARTMENT.

NO DIMENSION SHOULD BE SCALED ON DRAWINGS.

THE GENERAL CONTRACTOR OR SUB-CONTRACTORS WILL BE HELD
RESPONSIBLE FOR ALL WORK DONE ON THE CONSTRUCTION SITE.

EXTERIOR FINISH LEGEND:

- B - BRICK (MAIN)
- B1 - BRICK SOLDIER COURSE (ACCENT)
- B2 - BRICK SOLDIER COURSE (ACCENT)
+ 20mm PROUD
- B3 - BRICK SLEEPER COURSE
- B4 - STACK BOND (ACCENT)
- B5 - BRICK SILL (ACCENT)
- B6 - BRICK ROW LOCK (ACCENT)
- B7 - BRICK CORBELLING
- B8 - BRICK COINING 20mm PROUD
- +20 - BRICK 20mm PROUD
- 20 - BRICK 20mm RECESSED
- S - SIDING (HORIZONTAL)
- ST - STONE VENEER
- T - TRIM 200mm COVE SIDING
- AF - ALUMINUM FASCIA
- AC - ALUMINUM CLADDING
- AB - 48" ALUMINUM BAND
- AS - ASPHALT SHINGLES
- F - FLASHING
- V - ROOF VENT (MAXIMUM)
- P - PARGING
- PC - PARGING
- PCH10 - PRECAST HEADER 10"
- PCH8 - PRECAST HEADER 8"
- PCS - PRECAST SILL
- PCB - PRECAST BAND
- VS - VINYL SHAKES
- VEC - SIDING (VERTICAL CORNER)

2012 O.B.C. DRAWINGS

REV-2	STRUCTURAL REVISION #1	09/14/2018	VH
REV-1	NEW STANDARD DRWG MODIFICATION	20/06/2018	DOYON
NO.	DESCRIPTION	DATE	BY

DRAWING: **WALK-OUT BASEMENT**
3 BED - ELEV. A-C - REAR

ADDRESS: XX SCALE: 3/16" = 1'-0" DATE: XX/XX/XXXX

825 - THE BRADLEY
2018 FOOTPRINT

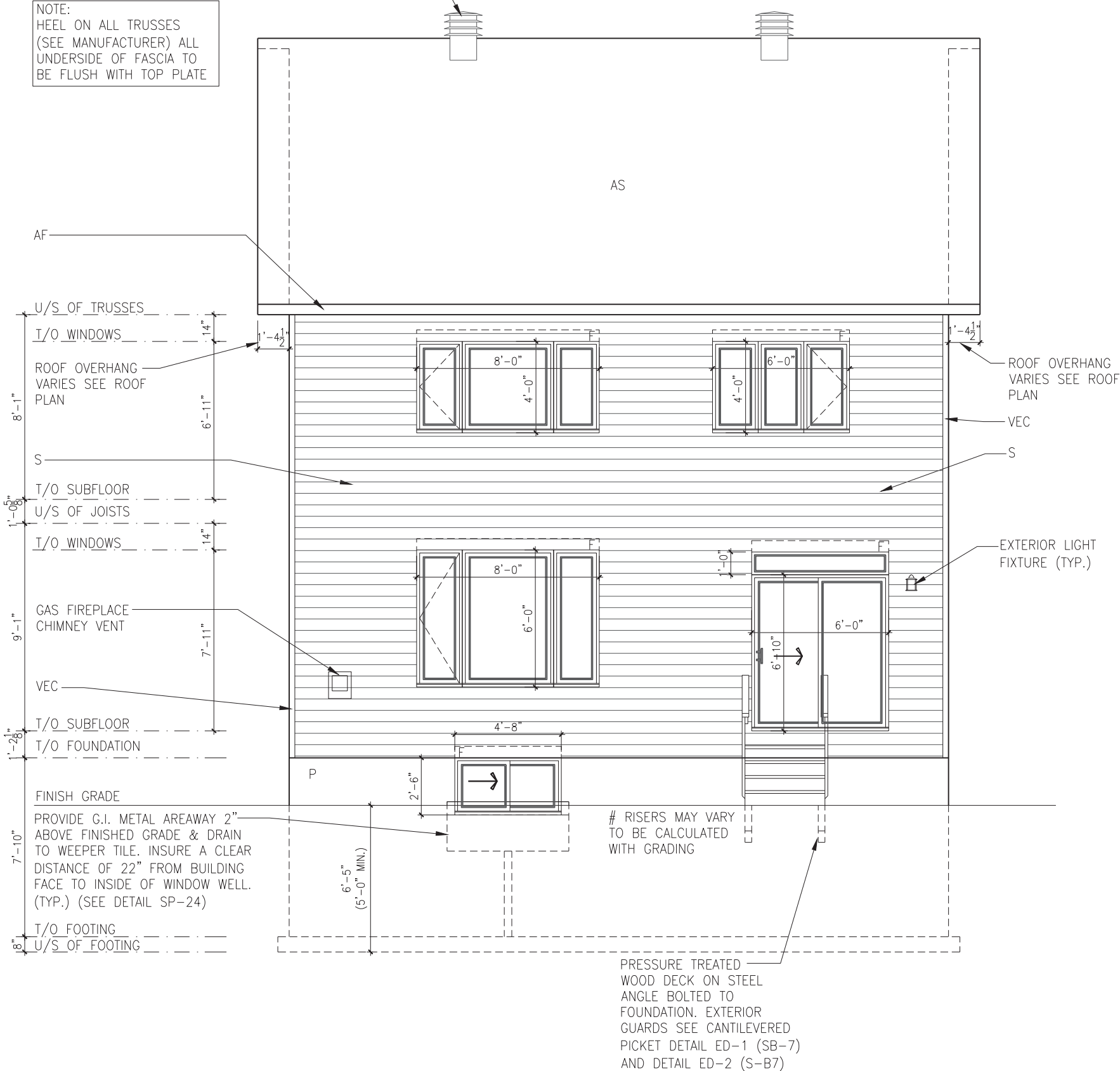
(STANDARD DRAWINGS)

SHEET:

A4a

PROVIDE MAXIMUM VENT AND
INSTALL AS PER 9.19.1 OF THE O.B.C.
(MIN. 25% AT TOP AND MIN. 25% AT BOTTOM)

NOTE:
HEEL ON ALL TRUSSES
(SEE MANUFACTURER) ALL
UNDERSIDE OF FASCIA TO
BE FLUSH WITH TOP PLATE



LOT: XXXX
DATE: XX/XX/XXXX



I, DANIEL GUERIN, ARCHITECTURAL MANAGER FOR VALECRAFT HOMES LTD., HAVE REVIEWED THE FOLLOWING DOCUMENTS AND TAKE RESPONSIBILITY FOR THE DESIGN ACTIVITIES.

- PERSONAL BCIN #19896
- TARIION REGISTRATION NUMBER #611

** SEE SIGNED SCHEDULE 1: DESIGNER INFORMATION FORM **

THIS DRAWING IS TO BE USED IN CONJUNCTION WITH SCHEDULE B-1A AND ANY 680'S AND MAY SHOW ONLY SOME OF THE CHANGES DETAILED ON THAT DOCUMENT. SHOULD THE DRAWINGS NOT SHOW ALL ITEMS CONTAINED ON A SCHEDULE OR MISS OTHER ITEMS ALTOGETHER, THE SCHEDULE IS CONSIDERED THE GOVERNING DOCUMENT.

ALL CONTRACTORS SHALL PERFORM THEIR WORK WHETHER DESCRIBED OR NOT, ACCORDING TO THE APPLICABLE BUILDING CODE REQUIREMENTS AND MUNICIPAL REGULATIONS.

THE GENERAL CONTRACTOR SHALL CHECK AND VERIFY ALL DIMENSIONS AND REPORT ERRORS AND OMISSIONS TO VALECRAFT'S ARCHITECTURAL DEPARTMENT.

NO DIMENSION SHOULD BE SCALED ON DRAWINGS.

THE GENERAL CONTRACTOR OR SUB-CONTRACTORS WILL BE HELD RESPONSIBLE FOR ALL WORK DONE ON THE CONSTRUCTION SITE.

EXTERIOR FINISH LEGEND:

- B - BRICK (MAIN)
- B1 - BRICK SOLDIER COURSE (ACCENT)
- B2 - BRICK SOLDIER COURSE (ACCENT) + 20mm PROUD
- B3 - BRICK SLEEPER COURSE
- B4 - STACK BOND (ACCENT)
- B5 - BRICK SILL (ACCENT)
- B6 - BRICK ROW LOCK (ACCENT)
- B7 - BRICK CORBELLING
- B8 - BRICK COINING 20mm PROUD
- +20 - BRICK 20mm PROUD
- 20 - BRICK 20mm RECESSED
- S - SIDING (HORIZONTAL)
- ST - STONE VENEER
- T - TRIM 200mm COVE SIDING
- AF - ALUMINUM FASCIA
- AC - ALUMINUM CLADDING
- AB - 48" ALUMINUM BAND
- AS - ASPHALT SHINGLES
- F - FLASHING
- V - ROOF VENT (MAXIMUM)
- P - PARGING
- PC - PARGING
- PCH10 - PRECAST HEADER 10"
- PCH8 - PRECAST HEADER 8"
- PCS - PRECAST SILL
- PCB - PRECAST BAND
- VS - VINYL SHAKES
- VEC - SIDING (VERTICAL CORNER)

2012 O.B.C. DRAWINGS

REV-2	STRUCTURAL REVISION #1	09/14/2018	VH
REV-1	NEW STANDARD DRWG MODIFICATION	20/06/2018	DOYON
NO.	DESCRIPTION	DATE	BY

DRAWING: **4 BEDROOM
ELEVATION A-C - REAR**

ADDRESS: XX SCALE: 3/16" = 1'-0" DATE: XX/XX/XXXX

**825 - THE BRADLEY
2018 FOOTPRINT**

(STANDARD DRAWINGS)

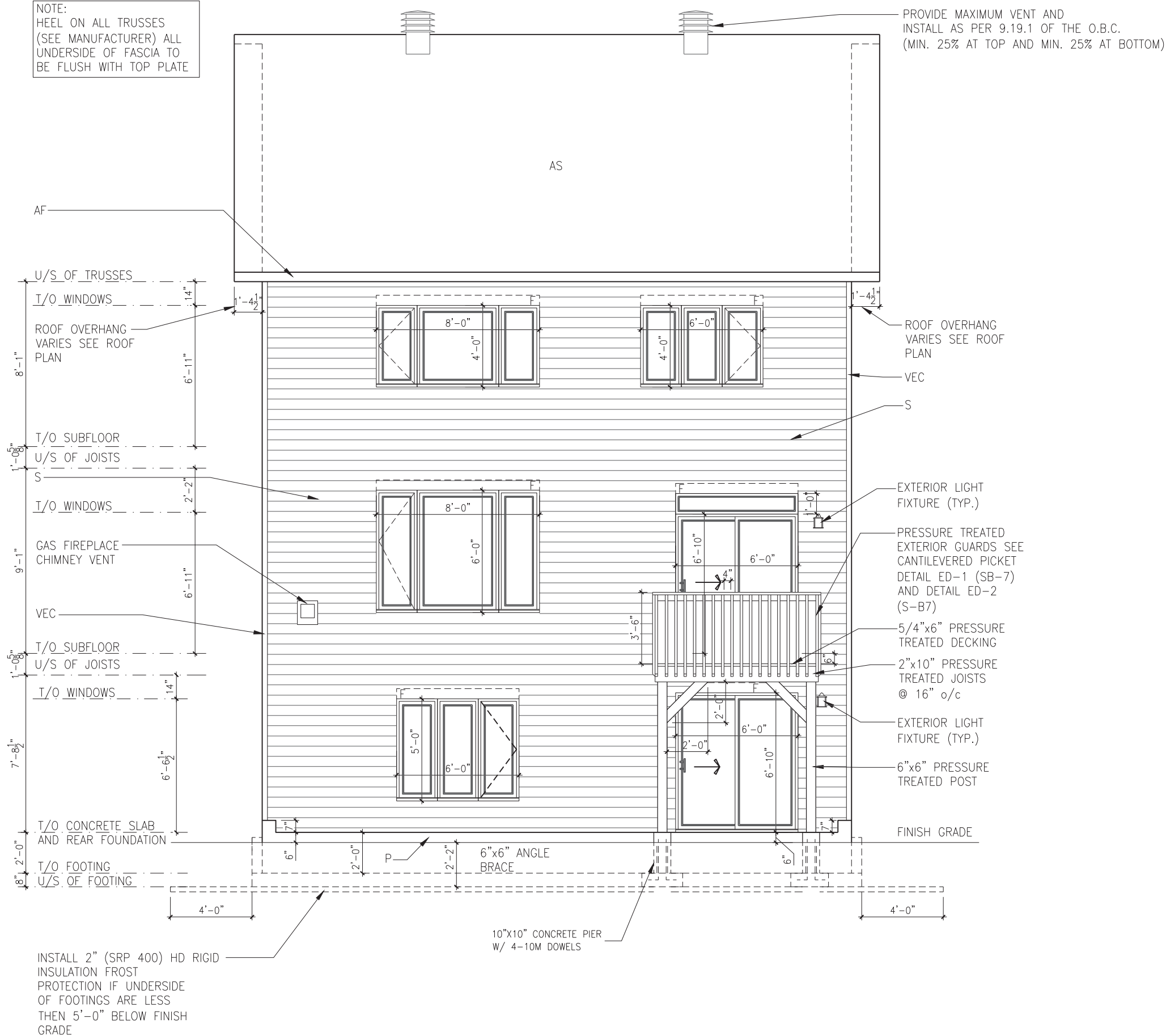
SHEET:

A4a

4 BEDROOM - ELEVATION A-C - REAR

SCALE: 3/16" = 1'-0"

NOTE:
HEEL ON ALL TRUSSES
(SEE MANUFACTURER) ALL
UNDERSIDE OF FASCIA TO
BE FLUSH WITH TOP PLATE



PROVIDE MAXIMUM VENT AND
INSTALL AS PER 9.19.1 OF THE O.B.C.
(MIN. 25% AT TOP AND MIN. 25% AT BOTTOM)

LOT: XXXX
DATE: XX/XX/XXXX



I, DANIEL GUERIN, ARCHITECTURAL MANAGER FOR
VALECRAFT HOMES LTD., HAVE REVIEWED THE FOLLOWING DOCUMENTS
AND TAKE RESPONSIBILITY FOR THE DESIGN ACTIVITIES.

- PERSONAL BCIN #19896
- TARIION REGISTRATION NUMBER #611

** SEE SIGNED SCHEDULE 1: DESIGNER INFORMATION FORM **

THIS DRAWING IS TO BE USED IN CONJUNCTION WITH SCHEDULE
B-1A AND ANY 680'S AND MAY SHOW ONLY SOME OF THE CHANGES
DETAILED ON THAT DOCUMENT. SHOULD THE DRAWINGS NOT SHOW
ALL ITEMS CONTAINED ON A SCHEDULE OR MISS OTHER ITEMS
ALTOGETHER, THE SCHEDULE IS CONSIDERED THE GOVERNING
DOCUMENT.

ALL CONTRACTORS SHALL PERFORM THEIR WORK WHETHER
DESCRIBED OR NOT, ACCORDING TO THE APPLICABLE BUILDING
CODE REQUIREMENTS AND MUNICIPAL REGULATIONS.

THE GENERAL CONTRACTOR SHALL CHECK AND VERIFY ALL
DIMENSIONS AND REPORT ERRORS AND OMISSIONS TO VALECRAFT'S
ARCHITECTURAL DEPARTMENT.

NO DIMENSION SHOULD BE SCALED ON DRAWINGS.

THE GENERAL CONTRACTOR OR SUB-CONTRACTORS WILL BE HELD
RESPONSIBLE FOR ALL WORK DONE ON THE CONSTRUCTION SITE.

EXTERIOR FINISH LEGEND:

- B - BRICK (MAIN)
- B1 - BRICK SOLDIER COURSE (ACCENT)
- B2 - BRICK SOLDIER COURSE (ACCENT)
+ 20mm PROUD
- B3 - BRICK SLEEPER COURSE
- B4 - STACK BOND (ACCENT)
- B5 - BRICK SILL (ACCENT)
- B6 - BRICK ROW LOCK (ACCENT)
- B7 - BRICK CORBELLING
- B8 - BRICK COINING 20mm PROUD
- +20 - BRICK 20mm PROUD
- 20 - BRICK 20mm RECESSED
- S - SIDING (HORIZONTAL)
- ST - STONE VENEER
- T - TRIM 200mm COVE SIDING
- AF - ALUMINUM FASCIA
- AC - ALUMINUM CLADDING
- AB - 48" ALUMINUM BAND
- AS - ASPHALT SHINGLES
- F - FLASHING
- V - ROOF VENT (MAXIMUM)
- P - PARGING
- PC - PARGING
- PCH10 - PRECAST HEADER 10"
- PCH8 - PRECAST HEADER 8"
- PCS - PRECAST SILL
- PCB - PRECAST BAND
- VS - VINYL SHAKES
- VEC - SIDING (VERTICAL CORNER)

2012 O.B.C. DRAWINGS

REV-2	STRUCTURAL REVISION #1	09/14/2018	VH
REV-1	NEW STANDARD DRWG MODIFICATION	20/06/2018	DOYON
NO.	DESCRIPTION	DATE	BY

DRAWING: **WALK-OUT BASEMENT**
4 BED - ELEV. A-C - REAR

ADDRESS: XX SCALE: 3/16" = 1'-0" DATE: XX/XX/XXXX

825 - THE BRADLEY
2018 FOOTPRINT

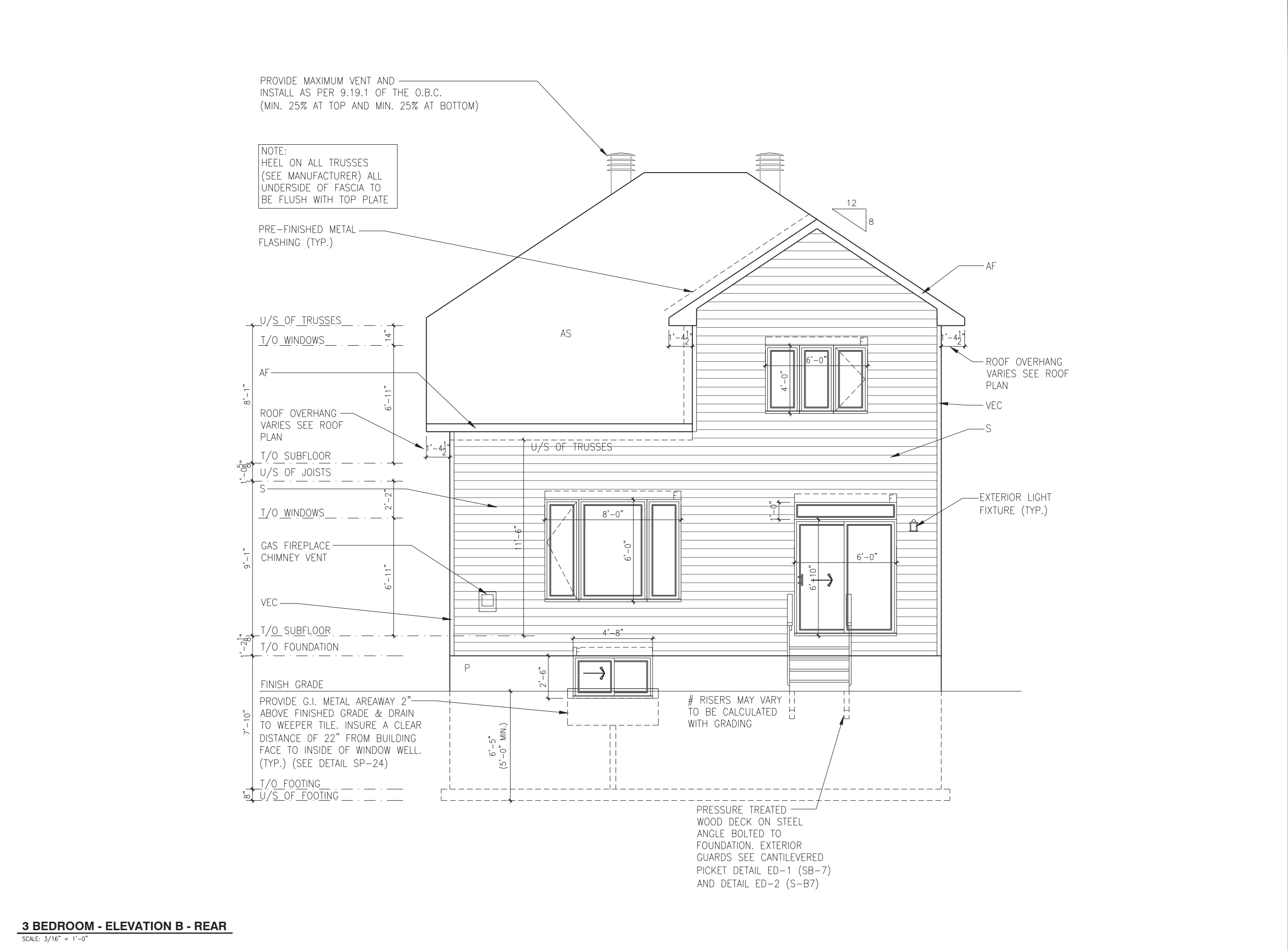
(STANDARD DRAWINGS)

SHEET:

A4a

WALK-OUT BASEMENT - 4 BEDROOM - ELEVATION A-C - REAR

SCALE: 3/16" = 1'-0"



LOT:XXXX

DATE:XX/XX/XXXX

I, DANIEL GUERIN, ARCHITECTURAL MANAGER FOR VALECRAFT HOMES LTD., HAVE REVIEWED THE FOLLOWING DOCUMENTS AND TAKE RESPONSIBILITY FOR THE DESIGN ACTIVITIES.

- PERSONAL BCIN #19896

- TARIION REGISTRATION NUMBER #611

** SEE SIGNED SCHEDULE 1: DESIGNER INFORMATION FORM **

THIS DRAWING IS TO BE USED IN CONJUNCTION WITH SCHEDULE B-1A AND ANY 680'S AND MAY SHOW ONLY SOME OF THE CHANGES DETAILED ON THAT DOCUMENT. SHOULD THE DRAWINGS NOT SHOW ALL ITEMS CONTAINED ON A SCHEDULE OR MISS OTHER ITEMS ALTOGETHER, THE SCHEDULE IS CONSIDERED THE GOVERNING DOCUMENT.

ALL CONTRACTORS SHALL PERFORM THEIR WORK WHETHER DESCRIBED OR NOT, ACCORDING TO THE APPLICABLE BUILDING CODE REQUIREMENTS AND MUNICIPAL REGULATIONS.

THE GENERAL CONTRACTOR SHALL CHECK AND VERIFY ALL DIMENSIONS AND REPORT ERRORS AND OMISSIONS TO VALECRAFT'S ARCHITECTURAL DEPARTMENT.

NO DIMENSION SHOULD BE SCALED ON DRAWINGS.

THE GENERAL CONTRACTOR OR SUB-CONTRACTORS WILL BE HELD RESPONSIBLE FOR ALL WORK DONE ON THE CONSTRUCTION SITE.

EXTERIOR FINISH LEGEND:

B - BRICK (MAIN)

B1 - BRICK SOLDIER COURSE (ACCENT)

B2 - BRICK SOLDIER COURSE (ACCENT)

+ 20mm PROUD

B3 - BRICK SLEEPER COURSE

B4 - STACK BOND (ACCENT)

B5 - BRICK SILL (ACCENT)

B6 - BRICK ROW LOCK (ACCENT)

B7 - BRICK CORBELLING

B8 - BRICK COINING 20mm PROUD

+20 - BRICK 20mm PROUD

-20 - BRICK 20mm RECESSED

S - SIDING (HORIZONTAL)

ST - STONE VENEER

T - TRIM 200mm COVE SIDING

AF - ALUMINUM FASCIA

AC - ALUMINUM CLADDING

AB - 48" ALUMINUM BAND

AS - ASPHALT SHINGLES

F - FLASHING

V - ROOF VENT (MAXIMUM)

P - PARGING

PC - PARGING

PCH10 - PRECAST HEADER 10"

PCH8 - PRECAST HEADER 8"

PCS - PRECAST SILL

PCB - PRECAST BAND

VS - VINYL SHAKES

VEC - SIDING (VERTICAL CORNER)

2012 O.B.C. DRAWINGS

REV-2	STRUCTURAL REVISION #1	09/14/2018	VH
REV-1	NEW STANDARD DRWG MODIFICATION	20/06/2018	DOYON
NO.	DESCRIPTION	DATE	BY

DRAWING:

3 BEDROOM

ELEVATION B - REAR

ADDRESS:xx

SCALE:3/16" = 1'-0"

DATE:xx/xx/xxxx

825 - THE BRADLEY

2018 FOOTPRINT

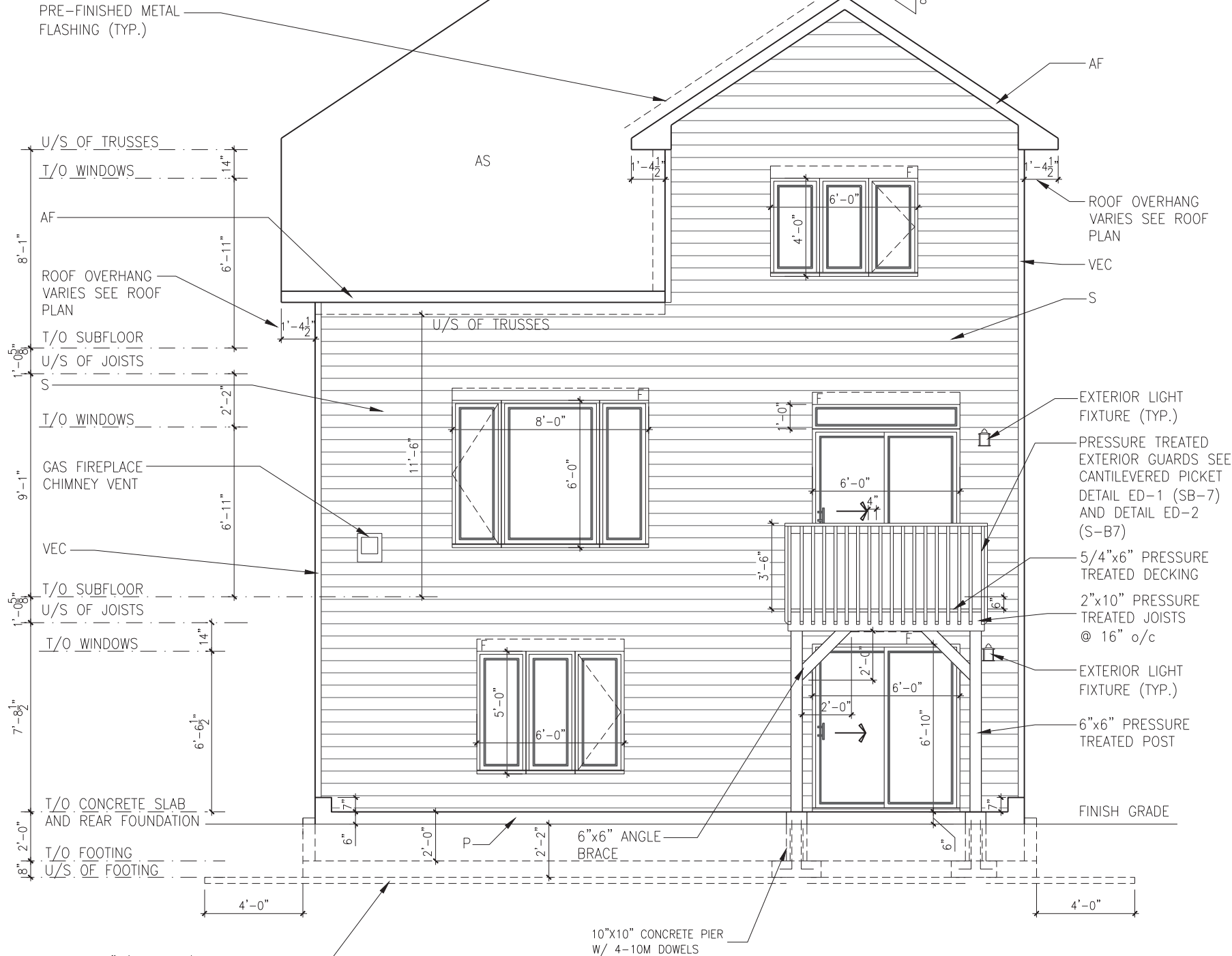
(STANDARD DRAWINGS)

SHEET:

A4b

PROVIDE MAXIMUM VENT AND
INSTALL AS PER 9.19.1 OF THE O.B.C.
(MIN. 25% AT TOP AND MIN. 25% AT BOTTOM)

NOTE:
HEEL ON ALL TRUSSES
(SEE MANUFACTURER) ALL
UNDERSIDE OF FASCIA TO
BE FLUSH WITH TOP PLATE



INSTALL 2" (SRP 400) HD RIGID
INSULATION FROST
PROTECTION IF UNDERSIDE
OF FOOTINGS ARE LESS
THEN 5'-0" BELOW FINISH
GRADE

LOT: XXXX
DATE: XX/XX/XXXX



I, DANIEL GUERIN, ARCHITECTURAL MANAGER FOR
VALECRAFT HOMES LTD., HAVE REVIEWED THE FOLLOWING DOCUMENTS
AND TAKE RESPONSIBILITY FOR THE DESIGN ACTIVITIES.

- PERSONAL BCIN #19896
- TARIION REGISTRATION NUMBER #611

** SEE SIGNED SCHEDULE 1: DESIGNER INFORMATION FORM **

THIS DRAWING IS TO BE USED IN CONJUNCTION WITH SCHEDULE
B-1A AND ANY 680'S AND MAY SHOW ONLY SOME OF THE CHANGES
DETAILED ON THAT DOCUMENT. SHOULD THE DRAWINGS NOT SHOW
ALL ITEMS CONTAINED ON A SCHEDULE OR MISS OTHER ITEMS
ALTOGETHER, THE SCHEDULE IS CONSIDERED THE GOVERNING
DOCUMENT.

ALL CONTRACTORS SHALL PERFORM THEIR WORK WHETHER
DESCRIBED OR NOT, ACCORDING TO THE APPLICABLE BUILDING
CODE REQUIREMENTS AND MUNICIPAL REGULATIONS.

THE GENERAL CONTRACTOR SHALL CHECK AND VERIFY ALL
DIMENSIONS AND REPORT ERRORS AND OMISSIONS TO VALECRAFT'S
ARCHITECTURAL DEPARTMENT.

NO DIMENSION SHOULD BE SCALED ON DRAWINGS.

THE GENERAL CONTRACTOR OR SUB-CONTRACTORS WILL BE HELD
RESPONSIBLE FOR ALL WORK DONE ON THE CONSTRUCTION SITE.

EXTERIOR FINISH LEGEND:

- B - BRICK (MAIN)
- B1 - BRICK SOLDIER COURSE (ACCENT)
- B2 - BRICK SOLDIER COURSE (ACCENT)
+ 20mm PROUD
- B3 - BRICK SLEEPER COURSE
- B4 - STACK BOND (ACCENT)
- B5 - BRICK SILL (ACCENT)
- B6 - BRICK ROW LOCK (ACCENT)
- B7 - BRICK CORBELLING
- B8 - BRICK COINING 20mm PROUD
- +20 - BRICK 20mm PROUD
- 20 - BRICK 20mm RECESSED
- S - SIDING (HORIZONTAL)
- ST - STONE VENEER
- T - TRIM 200mm COVE SIDING
- AF - ALUMINUM FASCIA
- AC - ALUMINUM CLADDING
- AB - 48" ALUMINUM BAND
- AS - ASPHALT SHINGLES
- F - FLASHING
- V - ROOF VENT (MAXIMUM)
- P - PARGING
- PC - PARGING
- PCH10 - PRECAST HEADER 10"
- PCH8 - PRECAST HEADER 8"
- PCS - PRECAST SILL
- PCB - PRECAST BAND
- VS - VINYL SHAKES
- VEC - SIDING (VERTICAL CORNER)

2012 O.B.C. DRAWINGS

REV-2	STRUCTURAL REVISION #1	09/14/2018	VH
REV-1	NEW STANDARD DRWG MODIFICATION	20/06/2018	DOYON
NO.	DESCRIPTION	DATE	BY

DRAWING: **WALK-OUT BASEMENT
3 BED - ELEV. B - REAR**

ADDRESS: XX SCALE: 3/16" = 1'-0" DATE: XX/XX/XXXX

**825 - THE BRADLEY
2018 FOOTPRINT**

(STANDARD DRAWINGS)

SHEET:

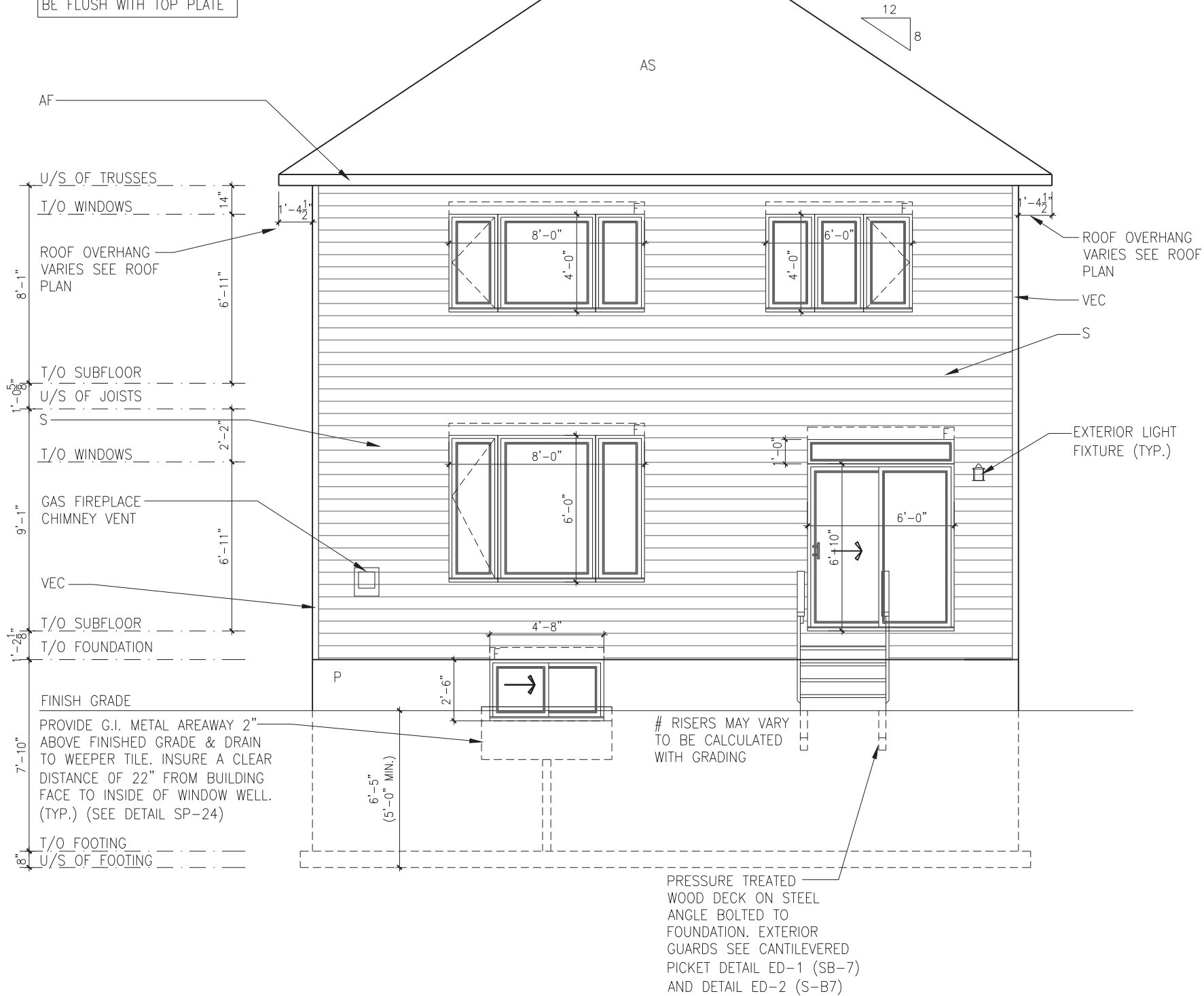
A4b

WALK-OUT BASEMENT - 3 BEDROOM - ELEVATION B - REAR

SCALE: 3/16" = 1'-0"

PROVIDE MAXIMUM VENT AND
INSTALL AS PER 9.19.1 OF THE O.B.C.
(MIN. 25% AT TOP AND MIN. 25% AT BOTTOM)

NOTE:
HEEL ON ALL TRUSSES
(SEE MANUFACTURER) ALL
UNDERSIDE OF FASCIA TO
BE FLUSH WITH TOP PLATE



LOT: XXXX
DATE: XX/XX/XXXX



I, DANIEL GUERIN, ARCHITECTURAL MANAGER FOR
VALECRAFT HOMES LTD., HAVE REVIEWED THE FOLLOWING DOCUMENTS
AND TAKE RESPONSIBILITY FOR THE DESIGN ACTIVITIES.

- PERSONAL BCIN #19896
- TARIION REGISTRATION NUMBER #611

** SEE SIGNED SCHEDULE 1: DESIGNER INFORMATION FORM **

THIS DRAWING IS TO BE USED IN CONJUNCTION WITH SCHEDULE
B-1A AND ANY 680'S AND MAY SHOW ONLY SOME OF THE CHANGES
DETAILED ON THAT DOCUMENT. SHOULD THE DRAWINGS NOT SHOW
ALL ITEMS CONTAINED ON A SCHEDULE OR MISS OTHER ITEMS
ALTOGETHER, THE SCHEDULE IS CONSIDERED THE GOVERNING
DOCUMENT.

ALL CONTRACTORS SHALL PERFORM THEIR WORK WHETHER
DESCRIBED OR NOT, ACCORDING TO THE APPLICABLE BUILDING
CODE REQUIREMENTS AND MUNICIPAL REGULATIONS.

THE GENERAL CONTRACTOR SHALL CHECK AND VERIFY ALL
DIMENSIONS AND REPORT ERRORS AND OMISSIONS TO VALECRAFT'S
ARCHITECTURAL DEPARTMENT.

NO DIMENSION SHOULD BE SCALED ON DRAWINGS.

THE GENERAL CONTRACTOR OR SUB-CONTRACTORS WILL BE HELD
RESPONSIBLE FOR ALL WORK DONE ON THE CONSTRUCTION SITE.

EXTERIOR FINISH LEGEND:

- B - BRICK (MAIN)
- B1 - BRICK SOLDIER COURSE (ACCENT)
- B2 - BRICK SOLDIER COURSE (ACCENT)
- + 20mm PROUD
- B3 - BRICK SLEEPER COURSE
- B4 - STACK BOND (ACCENT)
- B5 - BRICK SILL (ACCENT)
- B6 - BRICK ROW LOCK (ACCENT)
- B7 - BRICK CORBELLING
- B8 - BRICK COINING 20mm PROUD
- +20 - BRICK 20mm PROUD
- 20 - BRICK 20mm RECESSED
- S - SIDING (HORIZONTAL)
- ST - STONE VENEER
- T - TRIM 200mm COVE SIDING
- AF - ALUMINUM FASCIA
- AC - ALUMINUM CLADDING
- AB - 48" ALUMINUM BAND
- AS - ASPHALT SHINGLES
- F - FLASHING
- V - ROOF VENT (MAXIMUM)
- P - PARGING
- PC - PARGING
- PCH10 - PRECAST HEADER 10"
- PCH8 - PRECAST HEADER 8"
- PCS - PRECAST SILL
- PCB - PRECAST BAND
- VS - VINYL SHAKES
- VEC - SIDING (VERTICAL CORNER)

2012 O.B.C. DRAWINGS

REV-2	STRUCTURAL REVISION #1	09/14/2018	VH
REV-1	NEW STANDARD DRWG MODIFICATION	20/06/2018	DOYON
NO.	DESCRIPTION	DATE	BY

DRAWING: **4 BEDROOM
ELEVATION B - REAR**

ADDRESS: XX SCALE: 3/16" = 1'-0" DATE: XX/XX/XXXX

825 - THE BRADLEY
2018 FOOTPRINT
(STANDARD DRAWINGS)

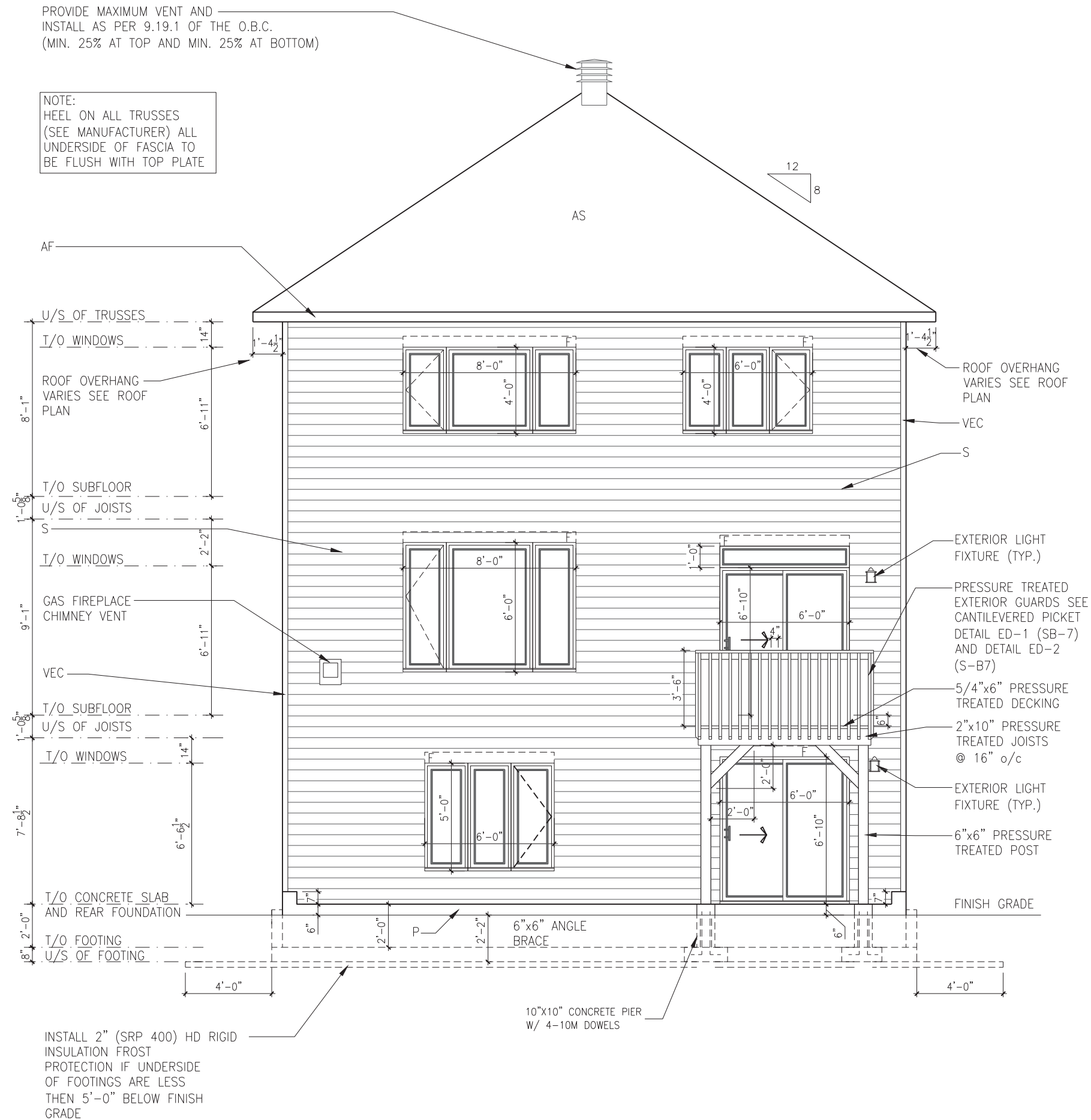
SHEET:

A4b

4 BEDROOM - ELEVATION B - REAR

SCALE: 3/16" = 1'-0"

NOTE:
HEEL ON ALL TRUSSES
(SEE MANUFACTURER) ALL
UNDERSIDE OF FASCIA TO
BE FLUSH WITH TOP PLATE



SCALE: $3/16" = 1'-0"$

- B - BRICK (MAIN)
- B1 - BRICK SOLDIER COURSE (ACCENT)
- B2 - BRICK SOLDIER COURSE (ACCENT)
+ 20mm PROUD
- B3 - BRICK SLEEPER COURSE
- B4 - STACK BOND (ACCENT)
- B5 - BRICK SILL (ACCENT)
- B6 - BRICK ROW LOCK (ACCENT)
- B7 - BRICK CORBELLING
- B8 - BRICK COINING 20mm PROUD
- +20 - BRICK 20mm PROUD
- 20 - BRICK 20mm RECESSED
- S - SIDING (HORIZONTAL)
- ST - STONE VENEER
- T - TRIM 200mm COVE SIDING
- AF - ALUMINUM FASCIA
- AC - ALUMINUM CLADDING
- AB - 48" ALUMINUM BAND
- AS - ASPHALT SHINGLES
- F - FLASHING
- V - ROOF VENT (MAXIMUM)
- P - PARGING
- PC - PARGING
- PCH10 - PRECAST HEADER 10"
- PCH8 - PRECAST HEADER 8"
- PCS - PRECAST SILL
- PCB - PRECAST BAND
- VS - VINYL SHAKES
- VEC - SIDING (VERTICAL CORNER)

2012 O.B.C. DRAWINGS

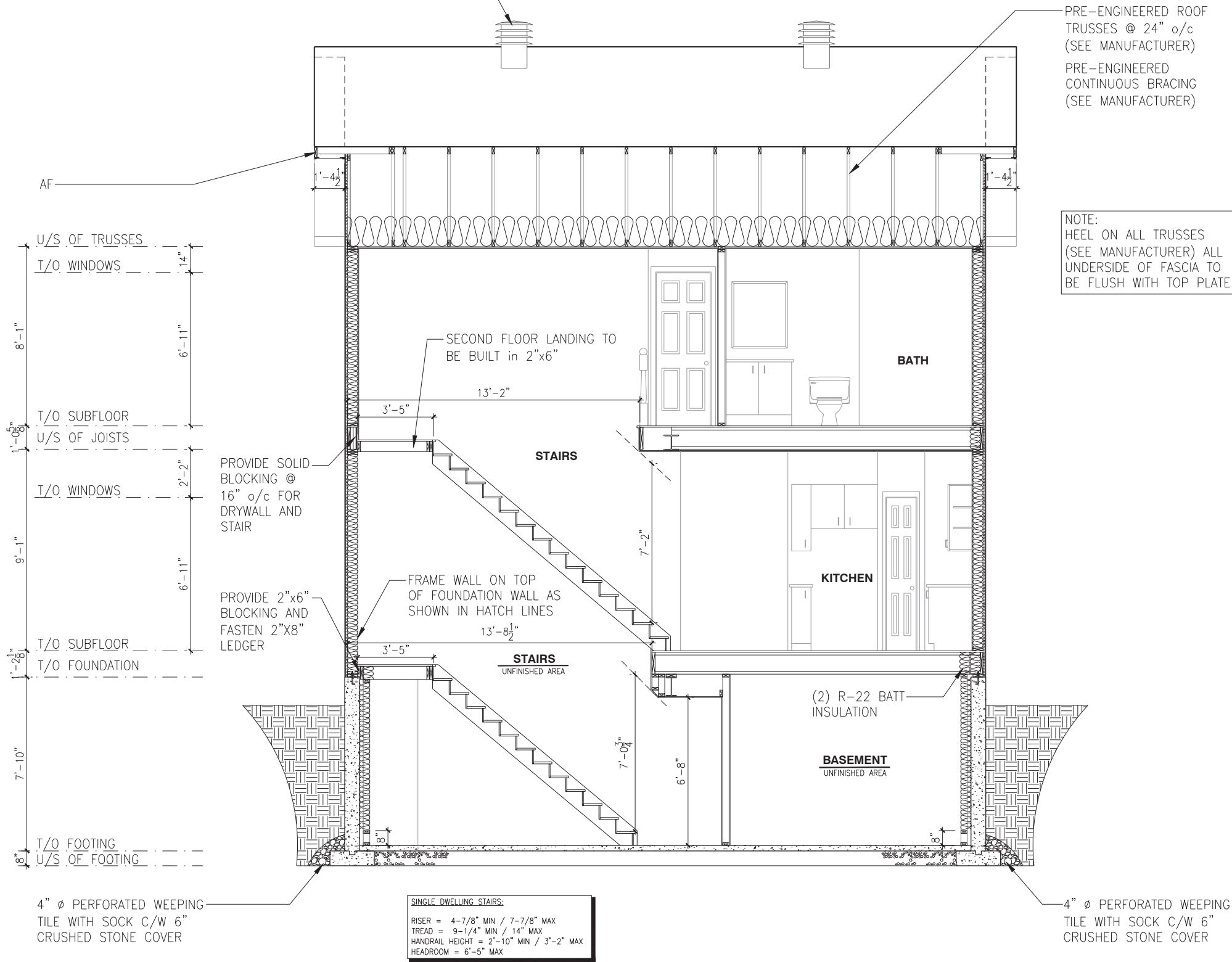
REV-2	STRUCTURAL REVISION #1	09/14/2018	VH
REV-1	NEW STANDARD DRWG MODIFICATION	20/06/2018	DOYON
	DESCRIPTION	DATE	BY

ADDRESS: XX SCALE: 3/16" = 1'-0" DATE: XX/XX/XXXX

(STANDARD DRAWINGS)

A4b

PROVIDE MAXIMUM VENT AND
INSTALL AS PER 9.19.1 OF THE O.B.C.
(MIN. 25% AT TOP AND MIN. 25% AT BOTTOM)



PRE-ENGINEERED ROOF
TRUSSES @ 24" o/c
(SEE MANUFACTURER)
PRE-ENGINEERED
CONTINUOUS BRACING
(SEE MANUFACTURER)

NOTE:
HEEL ON ALL TRUSSES
(SEE MANUFACTURER) ALL
UNDERSIDE OF FASCIA TO
BE FLUSH WITH TOP PLATE

SINGLE DWELLING STAIRS:
RISER = 4-7/8" MIN / 7-7/8" MAX
TREAD = 9-1/4" MIN / 14" MAX
HANDRAIL HEIGHT = 2'-10" MIN / 3'-2" MAX
HEADROOM = 6'-5" MAX

I, DANIEL GUERIN, ARCHITECTURAL MANAGER FOR
VALECRAFT HOMES LTD., HAVE REVIEWED THE FOLLOWING DOCUMENTS
AND TAKE RESPONSIBILITY FOR THE DESIGN ACTIVITIES.

- PERSONAL BCIN #19896
- TARIION REGISTRATION NUMBER #611

** SEE SIGNED SCHEDULE 1: DESIGNER INFORMATION FORM **

THIS DRAWING IS TO BE USED IN CONJUNCTION WITH SCHEDULE
B-1A AND ANY 680'S AND MAY SHOW ONLY SOME OF THE CHANGES
DETAILED ON THAT DOCUMENT. SHOULD THE DRAWINGS NOT SHOW
ALL ITEMS CONTAINED ON A SCHEDULE OR MISS OTHER ITEMS
ALTOGETHER, THE SCHEDULE IS CONSIDERED THE GOVERNING
DOCUMENT.

ALL CONTRACTORS SHALL PERFORM THEIR WORK WHETHER
DESCRIBED OR NOT, ACCORDING TO THE APPLICABLE BUILDING
CODE REQUIREMENTS AND MUNICIPAL REGULATIONS.

THE GENERAL CONTRACTOR SHALL CHECK AND VERIFY ALL
DIMENSIONS AND REPORT ERRORS AND OMISSIONS TO VALECRAFT'S
ARCHITECTURAL DEPARTMENT.

NO DIMENSION SHOULD BE SCALED ON DRAWINGS.

THE GENERAL CONTRACTOR OR SUB-CONTRACTORS WILL BE HELD
RESPONSIBLE FOR ALL WORK DONE ON THE CONSTRUCTION SITE.

EXTERIOR FINISH LEGEND:

- B - BRICK (MAIN)
- B1 - BRICK SOLDIER COURSE (ACCENT)
- B2 - BRICK SOLDIER COURSE (ACCENT)
+ 20mm PROUD
- B3 - BRICK SLEEPER COURSE
- B4 - STACK BOND (ACCENT)
- B5 - BRICK SILL (ACCENT)
- B6 - BRICK ROW LOCK (ACCENT)
- B7 - BRICK CORBELLING
- B8 - BRICK CORNING 20mm PROUD
- +20 - BRICK 20mm PROUD
- 20 - BRICK 20mm RECESSED
- S - SIDING (HORIZONTAL)
- ST - STONE VENEER
- T - TRIM 200mm COVE SIDING
- AF - ALUMINUM FASCIA
- AC - ALUMINUM CLADDING
- AB - 48" ALUMINUM BAND
- AS - ASPHALT SHINGLES
- F - FLASHING
- V - ROOF VENT (MAXIMUM)
- P - PARGING
- PC - PARGING
- PCH10 - PRECAST HEADER 10"
- PCH8 - PRECAST HEADER 8"
- PCS - PRECAST SILL
- PCB - PRECAST BAND
- VS - VINYL SHAKES
- VEC - SIDING (VERTICAL CORNER)

2012 O.B.C. DRAWINGS

REV-2	STRUCTURAL REVISION #1	09/14/2018	VH
REV-1	NEW STANDARD DRWG MODIFICATION	20/06/2018	DOYON
NO.	DESCRIPTION	DATE	BY

DRAWING: **BUILDING SECTION - 3 AND
4 BEDROOM - ELEVATION A-B-C**

ADDRESS: XX SCALE: 3/16" = 1'-0" DATE: XX/XX/XXXX

**825 - THE BRADLEY
2018 FOOTPRINT**

(STANDARD DRAWINGS)

SHEET:

A5a

BUILDING SECTION - 3 AND 4 BEDROOM - ELEVATION A-B-C

SCALE: 3/16" = 1'-0"

PROVIDE MAXIMUM VENT AND
INSTALL AS PER 9.19.1 OF THE O.B.C.
(MIN. 25% AT TOP AND MIN. 25% AT BOTTOM)

PRE-ENGINEERED ROOF
TRUSSES @ 24" o/c
(SEE MANUFACTURER)
PRE-ENGINEERED
CONTINUOUS BRACING
(SEE MANUFACTURER)

NOTE:
HEEL ON ALL TRUSSES
(SEE MANUFACTURER) ALL
UNDERSIDE OF FASCIA TO
BE FLUSH WITH TOP PLATE

U/S OF TRUSSES
T/O WINDOWS
8'-1"
6'-11"
14"
T/O SUBFLOOR
U/S OF JOISTS
2'-2"
9'-1"
6'-11"
T/O WINDOWS
T/O SUBFLOOR
U/S OF JOISTS
1'-0 5/8"
1'-10 1/2"
T/O FOUNDATION
7'-10"
8"
T/O FOOTING
U/S OF FOOTING

PROVIDE SOLID
BLOCKING @
16" o/c FOR
DRYWALL AND
STAIR

FASTEN 2"x8"
LEDGER

FRAME WALL ON TOP
OF FOUNDATION WALL AS
SHOWN IN HATCH LINES
13'-8 1/2"

INSTALL 2" HD RIGID
INSULATION FROST
PROTECTION IF UNDERSIDE
OF FOOTINGS ARE LESS
THEN 5'-0" BELOW FINISH
GRADE

4" Ø PERFORATED WEEPING
TILE WITH SOCK C/W 6"
CRUSHED STONE COVER

SINGLE DWELLING STAIRS:
RISER = 4-7/8" MIN / 7-7/8" MAX
TREAD = 9-1/4" MIN / 14" MAX
HANDRAIL HEIGHT = 2'-10" MIN / 3'-2" MAX
HEADROOM = 6'-5" MAX

WALK-OUT BASEMENT - BUILDING SECTION - 3 AND 4 BEDROOM - ELEVATION A-B-C

SCALE: 3/16" = 1'-0"

LOT: XXXX
DATE: XX/XX/XXXX



I, DANIEL GUERIN, ARCHITECTURAL MANAGER FOR
VALECRAFT HOMES LTD., HAVE REVIEWED THE FOLLOWING DOCUMENTS
AND TAKE RESPONSIBILITY FOR THE DESIGN ACTIVITIES.

- PERSONAL BCIN #19896
- TARIION REGISTRATION NUMBER #611

** SEE SIGNED SCHEDULE 1: DESIGNER INFORMATION FORM **

THIS DRAWING IS TO BE USED IN CONJUNCTION WITH SCHEDULE
B-1A AND ANY 680'S AND MAY SHOW ONLY SOME OF THE CHANGES
DETAILED ON THAT DOCUMENT. SHOULD THE DRAWINGS NOT SHOW
ALL ITEMS CONTAINED ON A SCHEDULE OR MISS OTHER ITEMS
ALTOGETHER, THE SCHEDULE IS CONSIDERED THE GOVERNING
DOCUMENT.

ALL CONTRACTORS SHALL PERFORM THEIR WORK WHETHER
DESCRIBED OR NOT, ACCORDING TO THE APPLICABLE BUILDING
CODE REQUIREMENTS AND MUNICIPAL REGULATIONS.

THE GENERAL CONTRACTOR SHALL CHECK AND VERIFY ALL
DIMENSIONS AND REPORT ERRORS AND OMISSIONS TO VALECRAFT'S
ARCHITECTURAL DEPARTMENT.

NO DIMENSION SHOULD BE SCALED ON DRAWINGS.

THE GENERAL CONTRACTOR OR SUB-CONTRACTORS WILL BE HELD
RESPONSIBLE FOR ALL WORK DONE ON THE CONSTRUCTION SITE.

EXTERIOR FINISH LEGEND:

- B - BRICK (MAIN)
- B1 - BRICK SOLDIER COURSE (ACCENT)
- B2 - BRICK SOLDIER COURSE (ACCENT)
+ 20mm PROUD
- B3 - BRICK SLEEPER COURSE
- B4 - STACK BOND (ACCENT)
- B5 - BRICK SILL (ACCENT)
- B6 - BRICK ROW LOCK (ACCENT)
- B7 - BRICK CORBELLING
- B8 - BRICK COINING 20mm PROUD
- +20 - BRICK 20mm PROUD
- 20 - BRICK 20mm RECESSED
- S - SIDING (HORIZONTAL)
- ST - STONE VENEER
- T - TRIM 200mm COVE SIDING
- AF - ALUMINUM FASCIA
- AC - ALUMINUM CLADDING
- AB - 48" ALUMINUM BAND
- AS - ASPHALT SHINGLES
- F - FLASHING
- V - ROOF VENT (MAXIMUM)
- P - PARGING
- PC - PARGING
- PCH10 - PRECAST HEADER 10"
- PCH8 - PRECAST HEADER 8"
- PCS - PRECAST SILL
- PCB - PRECAST BAND
- VS - VINYL SHAKES
- VEC - SIDING (VERTICAL CORNER)

2012 O.B.C. DRAWINGS

REV-2	STRUCTURAL REVISION #1	09/14/2018	VH
REV-1	NEW STANDARD DRWG MODIFICATION	20/06/2018	DOYON
NO.	DESCRIPTION	DATE	BY

DRAWING: WALK-OUT - BUILD. SECTION
3 AND 4 BED - ELEV. A-B-C

ADDRESS: XX SCALE: 3/16" = 1'-0" DATE: XX/XX/XXXX

825 - THE BRADLEY
2018 FOOTPRINT

(STANDARD DRAWINGS)

SHEET:

A5a