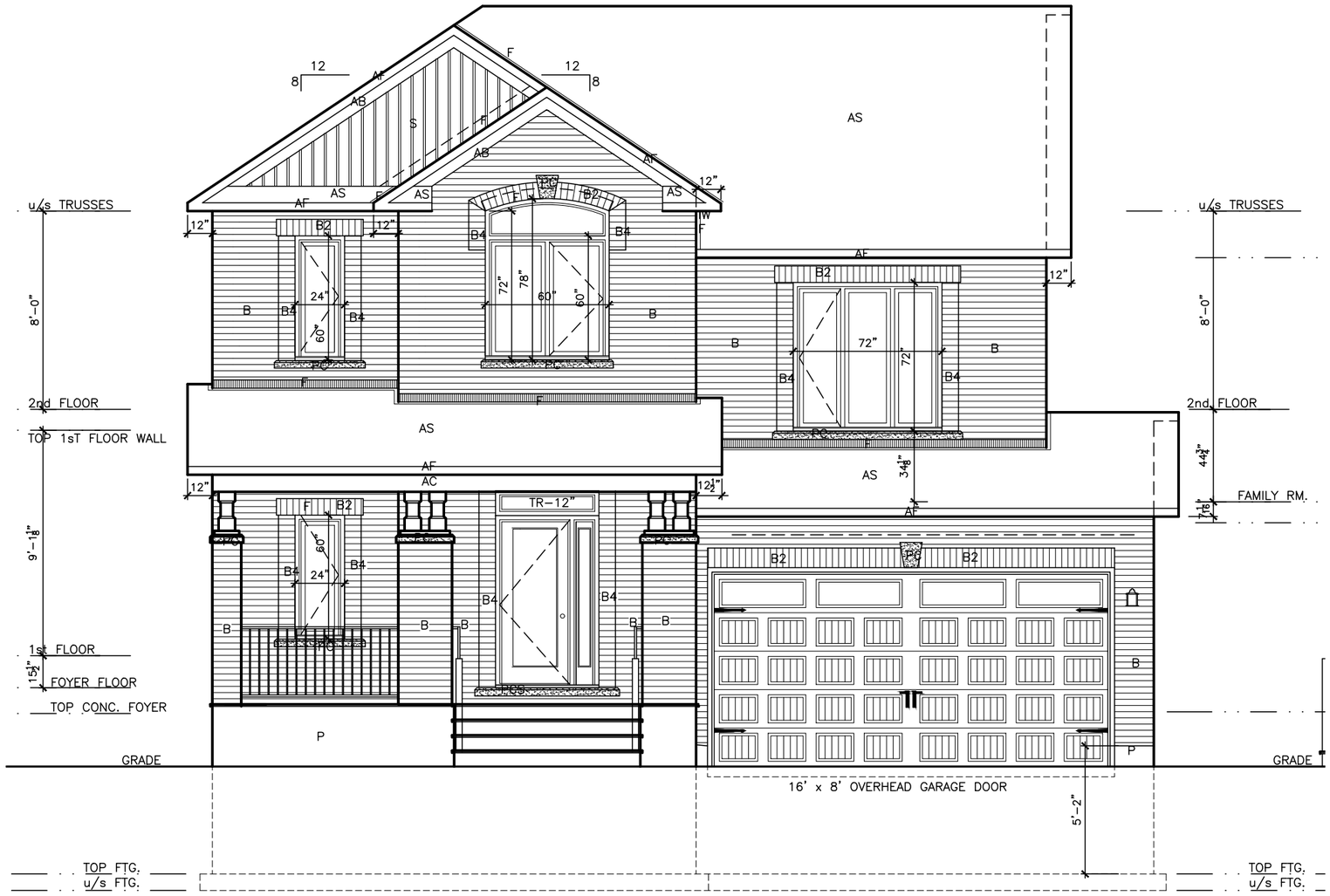


1 / A1 Front Elevation A

# LOT XXxx

DATE XX/XX/XX

THIS DRAWINGS IS TO BE USED IN CONJUNCTION WITH SCHEDULE B-1A AND MAY SHOW ONLY SOME OF THE CHANGES DETAILLED ON THAT DOCUMENT. SHOULD THE DRAWINGS NOT SHOW ALL ITEMS CONTAINED ON A SCHEDULE OR MISS OTHER ITEMS ALTOGETHER, THE SCHEDULE IS CONSIDERED THE GOVERNING DOCUMENT.
FLOORS CONT

TENDER 2017

I SCOTT IRWIN BCIN 20765 HAVE REVIEWED AND TAKE RESPONSIBILITY FOR DESIGN ACTIVITIES RELATING TO, HOUSE & SMALL BUILDINGS_____.

EXTERIOR FINISH LEGEND

B – BRICK (MAIN)
B1 – BRICK SOLDIER COURSE (ACCENT)
B2 – BRICK SOLDIER COURSE (ACCENT) 20mm PROUD
B3 – BRICK SLEEPER COURSE
B4 – STACK BOND (ACCENT)
B5 – BRICK SILL (ACCENT)
B6 – BRICK ROW LOCK (ACCENT)
B7 – BRICK CORBELLING
B8 – BRICK COINING 20mm PROUD
+20 – BRICK 20mm PROUD
–20 – BRICK RECESSED 20mm
S – SIDING (HORIZONTAL)
ST – STONE VENEER
T – TRIM 200mm COVE SIDING
AF – ALUMINUM FACSIA
AC – ALUMINUM CLADDING
AS – ASPHALT SHINGLES
F – FLASHING
V – ROOF VENT MAX
P – PARGING
PC – PRECAST
PCH10 PRECAST HEADER 10"
PCH8– PRECAST HEADER 8"
PCS – PRECAST SILL
PCB – PRECAST BAND
VS – VINYL SHAKES

2012 OBC DRAWINGS

| NO | DESCRIPTION | DATE | BY |
|---|---|---|---|
| 2. | AS PER STRUCTURAL | 09/09/16 | |
| 1. | STANDARD DRAWINGS | 02/11/15 | SI |

Valecraft Homes Ltd.

TITLE: Front Elevation A

ACAD FILE:

SCALE: 3/16" = 1'-0"

1050-The McCaslin
2012 Footprint
(STANDARD DRAWINGS)

DWG. A-1

1 / A1b Front Elevation B

LOT XXxx

DATE XX/XX/XX

THIS DRAWINGS IS TO BE USED IN CONJUNCTION WITH SCHEDULE B-1A AND MAY SHOW ONLY SOME OF THE CHANGES DETAILLED ON THAT DOCUMENT. SHOULD THE DRAWINGS NOT SHOW ALL ITEMS CONTAINED ON A SCHEDULE OR MISS OTHER ITEMS ALTOGETHER, THE SCHEDULE IS CONSIDERED THE GOVERNING DOCUMENT.
FLOORS CONT

TENDER 2017

I SCOTT IRWIN BCIN 20765 HAVE REVIEWED AND TAKE RESPONSIBILITY FOR DESIGN ACTIVITIES RELATING TO, HOUSE & SMALL BUILDINGS.

EXTERIOR FINISH LEGEND

B – BRICK (MAIN)
B1 – BRICK SOLDIER COURSE (ACCENT)
B2 – BRICK SOLDIER COURSE (ACCENT) 20mm PROUD
B3 – BRICK SLEEPER COURSE
B4 – STACK BOND (ACCENT)
B5 – BRICK SILL (ACCENT)
B6 – BRICK ROW LOCK (ACCENT)
B7 – BRICK CORBELLING
B8 – BRICK COINING 20mm PROUD
+20 – BRICK 20mm PROUD
−20 – BRICK RECESSED 20mm
S – SIDING (HORIZONTAL)
ST – STONE VENEER
T – TRIM 200mm COVE SIDING
AF – ALUMINUM FACSIA
AC – ALUMINUM CLADDING
AS – ASPHALT SHINGLES
F – FLASHING
V – ROOF VENT MAX
P – PARGING
PC – PRECAST
PCH10 PRECAST HEADER 10"
PCH8– PRECAST HEADER 8"
PCS – PRECAST SILL
PCB – PRECAST BAND
VS – VINYL SHAKES

2012 OBC DRAWINGS

| NO | DESCRIPTION | DATE | BY |
|---|---|---|---|
| 2. | AS PER STRUCTURAL | 09/09/16 | |
| 1. | STANDARD DRAWINGS | 02/11/15 | SI |

Valecraft Homes Ltd.

TITLE: Front Elevation B

ACAD FILE:

SCALE: 3/16" = 1'-0"

1050-The McCaslin
2012 Footprint
(STANDARD DRAWINGS)

DWG. A-1b

1 / A1c Front Elevation C

LOT XXxx

DATE XX/XX/XX

THIS DRAWINGS IS TO BE USED IN CONJUNCTION WITH SCHEDULE B-1A AND MAY SHOW ONLY SOME OF THE CHANGES DETAILED ON THAT DOCUMENT. SHOULD THE DRAWINGS NOT SHOW ALL ITEMS CONTAINED ON A SCHEDULE OR MISS OTHER ITEMS ALTOGETHER, THE SCHEDULE IS CONSIDERED THE GOVERNING DOCUMENT.
FLOORS CONT

TENDER 2017

I SCOTT IRWIN BCIN 20765 HAVE REVIEWED AND TAKE RESPONSIBILITY FOR DESIGN ACTIVITIES RELATING TO, HOUSE & SMALL BUILDINGS_____.

EXTERIOR FINISH LEGEND

| | |
|---|---|
| B | – BRICK (MAIN) |
| B1 | – BRICK SOLDIER COURSE (ACCENT) |
| B2 | – BRICK SOLDIER COURSE (ACCENT) 20mm PROUD |
| B3 | – BRICK SLEEPER COURSE |
| B4 | – STACK BOND (ACCENT) |
| B5 | – BRICK SILL (ACCENT) |
| B6 | – BRICK ROW LOCK (ACCENT) |
| B7 | – BRICK CORBELLING |
| B8 | – BRICK COINING 20mm PROUD |
| +20 | – BRICK 20mm PROUD |
| −20 | – BRICK RECESSED 20mm |
| S | – SIDING (HORIZONTAL) |
| ST | – STONE VENEER |
| T | – TRIM 200mm COVE SIDING |
| AF | – ALUMINUM FACSIA |
| AC | – ALUMINUM CLADDING |
| AS | – ASPHALT SHINGLES |
| F | – FLASHING |
| V | – ROOF VENT MAX |
| P | – PARGING |
| PC | – PRECAST |
| PCH10 | PRECAST HEADER 10" |
| PCH8 | – PRECAST HEADER 8" |
| PCS | – PRECAST SILL |
| PCB | – PRECAST BAND |
| VS | – VINYL SHAKES |

2012 OBC DRAWINGS

| NO | DESCRIPTION | DATE | BY |
|---|---|---|---|
| 2. | AS PER STRUCTURAL | 09/09/16 | |
| 1. | STANDARD DRAWINGS | 02/11/15 | SI |

Valecraft Homes Ltd.

TITLE: Front Elevation C

ACAD FILE:

SCALE: 3/16" = 1'-0"

1050-The McCaslin
2012 Footprint
(STANDARD DRAWINGS)

DWG. A-1c

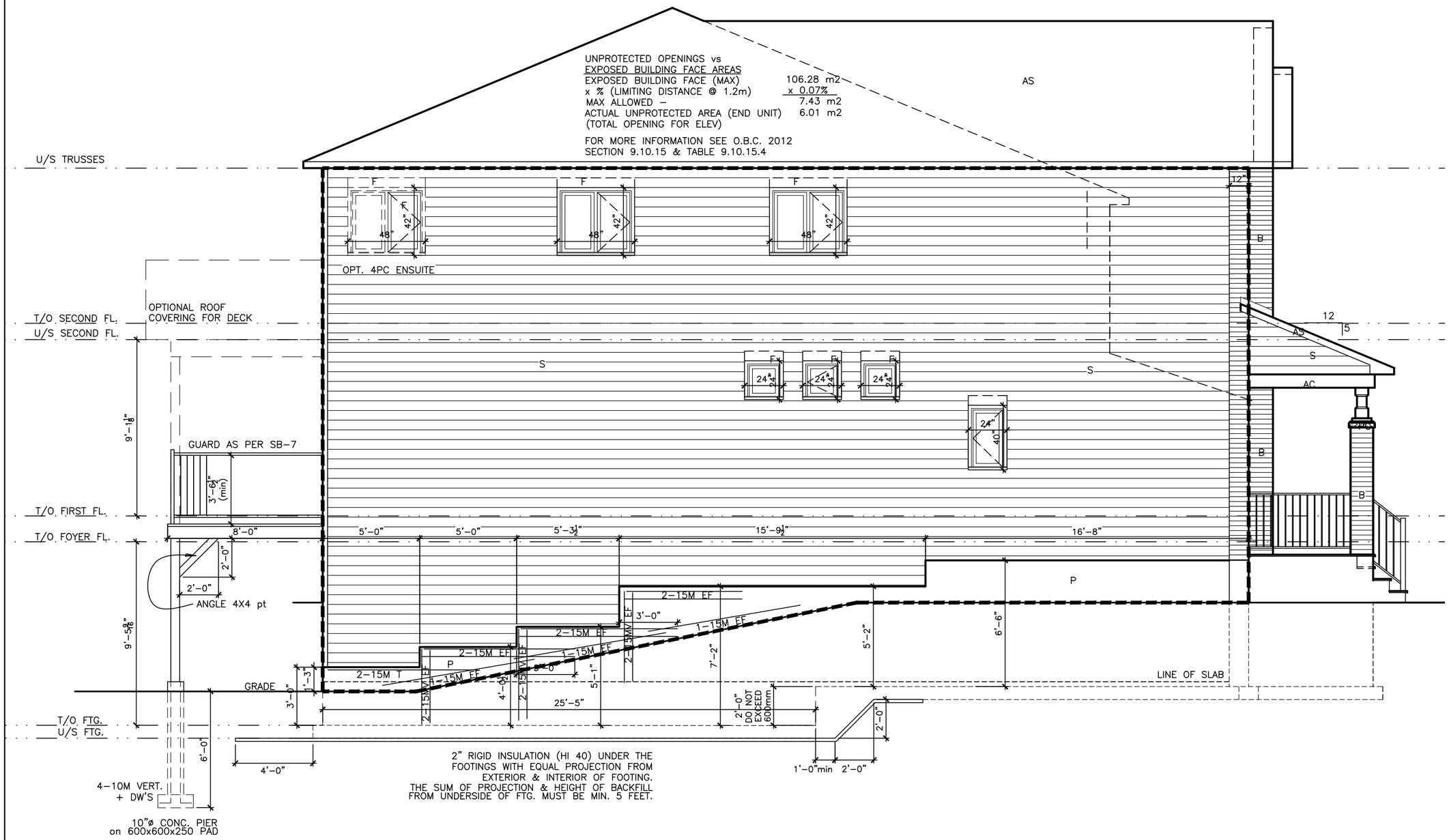


1 House Elevation - A WOB
A2d

LOT XXxx

DATE XX/XX/XX

THIS DRAWINGS IS TO BE USED IN CONJUNCTION WITH SCHEDULE B-1A AND MAY SHOW ONLY SOME OF THE CHANGES DETAILLED ON THAT DOCUMENT. SHOULD THE DRAWINGS NOT SHOW ALL ITEMS CONTAINED ON A SCHEDULE OR MISS OTHER ITEMS ALTOGETHER, THE SCHEDULE IS CONSIDERED THE GOVERNING DOCUMENT.
FLOORS CONT

TENDER 2017

I SCOTT IRWIN BCIN 20765 HAVE REVIEWED AND TAKE RESPONSIBILITY FOR DESIGN ACTIVITIES RELATING TO, HOUSE & SMALL BUILDINGS.

2012 OBC DRAWINGS

| NO | DESCRIPTION | DATE | BY |
|---|---|---|---|
| 2. | AS PER STRUCTURAL | 09/09/16 | |
| 1. | STANDARD DRAWINGS | 02/11/15 | SI |

Valecraft Homes Ltd.

TITLE: Left Side Elevation A

ACAD FILE:

SCALE: 3/16" = 1'-0"

1050-The McCaslin
2012 Footprint
(STANDARD DRAWINGS)

DWG. A-2d

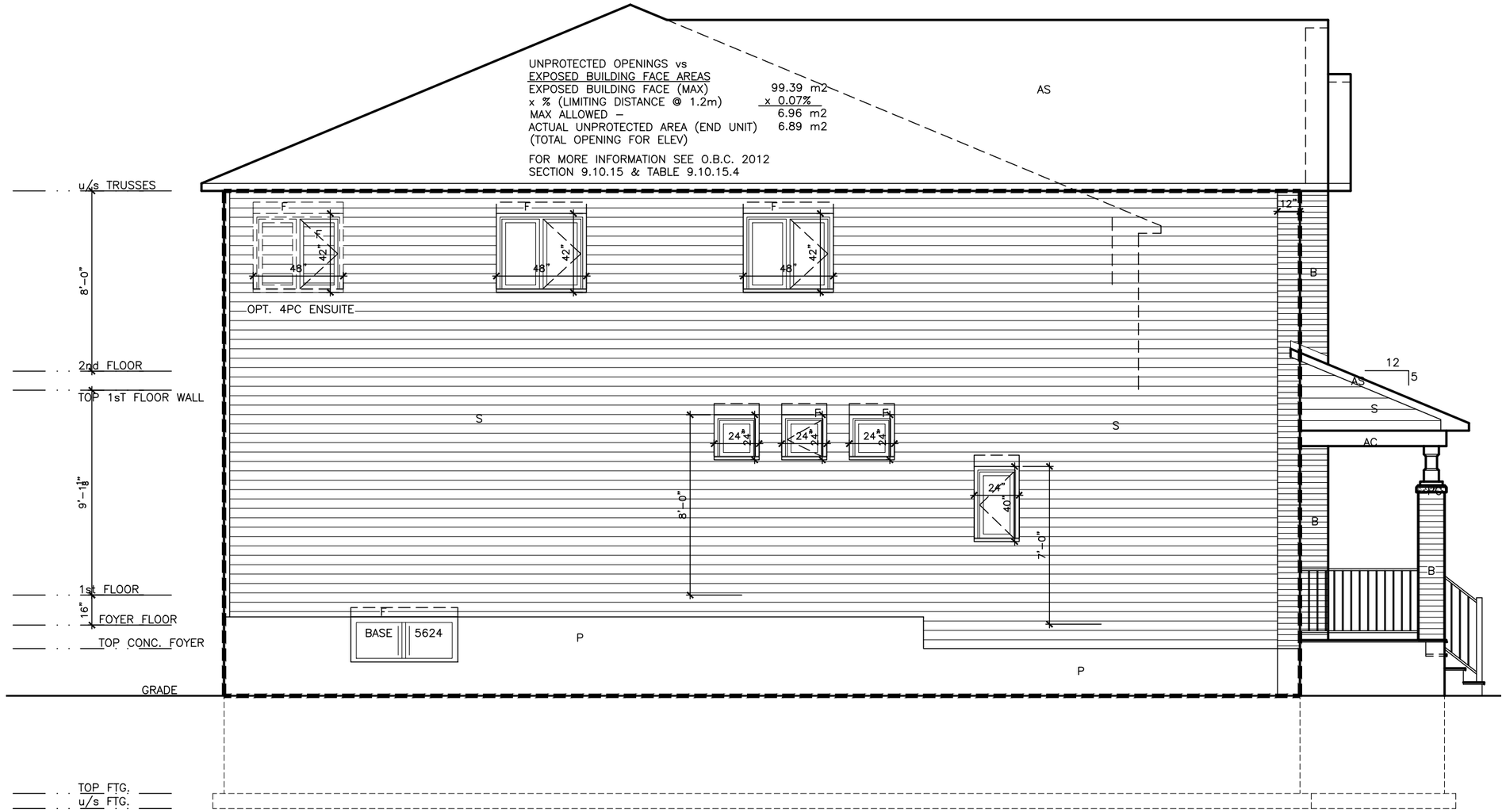


1 / A2 Left Side Elevation A

LOT XXxx

DATE XX/XX/XX

THIS DRAWINGS IS TO BE USED IN CONJUNCTION WITH SCHEDULE B-1A AND MAY SHOW ONLY SOME OF THE CHANGES DETAILLED ON THAT DOCUMENT. SHOULD THE DRAWINGS NOT SHOW ALL ITEMS CONTAINED ON A SCHEDULE OR MISS OTHER ITEMS ALTOGETHER, THE SCHEDULE IS CONSIDERED THE GOVERNING DOCUMENT.
FLOORS CONT

TENDER 2017

I SCOTT IRWIN BCIN 20765 HAVE REVIEWED AND TAKE RESPONSIBILITY FOR DESIGN ACTIVITIES RELATING TO, HOUSE & SMALL BUILDINGS_____.

2012 OBC DRAWINGS

| NO | DESCRIPTION | DATE | BY |
|---|---|---|---|
| 2. | AS PER STRUCTURAL | 09/09/16 | |
| 1. | STANDARD DRAWINGS | 02/11/15 | SI |

Valecraft Homes Ltd.

TITLE: Left Side Elevation A

ACAD FILE:

SCALE: 3/16" = 1'-0"

1050-The McCaslin
2012 Footprint
(STANDARD DRAWINGS)

DWG. A-2

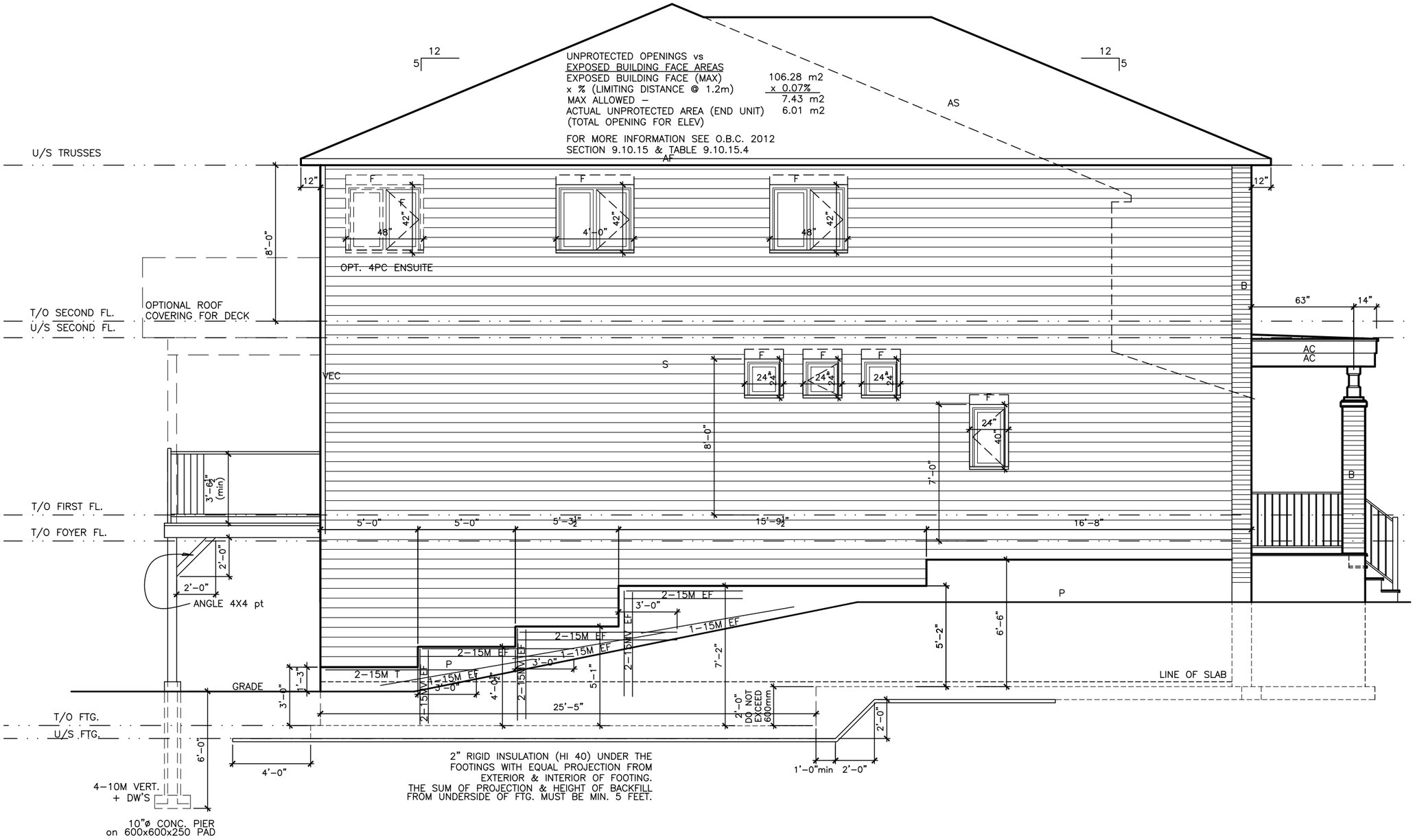


1 / A2e House Elevation - B WOB

LOT XXxx

DATE XX/XX/XX

THIS DRAWINGS IS TO BE USED IN CONJUNCTION WITH SCHEDULE B–1A AND MAY SHOW ONLY SOME OF THE CHANGES DETAILED ON THAT DOCUMENT. SHOULD THE DRAWINGS NOT SHOW ALL ITEMS CONTAINED ON A SCHEDULE OR MISS OTHER ITEMS ALTOGETHER, THE SCHEDULE IS CONSIDERED THE GOVERNING DOCUMENT.
FLOORS CONT

TENDER 2017

I SCOTT IRWIN BCIN 20765 HAVE REVIEWED AND TAKE RESPONSIBILITY FOR DESIGN ACTIVITIES RELATING TO, HOUSE & SMALL BUILDINGS.

2012 OBC DRAWINGS

| NO | DESCRIPTION | DATE | BY |
|---|---|---|---|
| 2. | AS PER STRUCTURAL | 09/09/16 | |
| 1. | STANDARD DRAWINGS | 02/11/15 | SI |

Valecraft Homes Ltd.

TITLE: Left Side Elevation B Walk Out Basement

ACAD FILE:

SCALE: 3/16" = 1'–0"

1050-The McCaslin 2012 Footprint (STANDARD DRAWINGS)

DWG. A-2e

UNPROTECTED OPENINGS vs
EXPOSED BUILDING FACE AREAS
EXPOSED BUILDING FACE (MAX) 99.39 m2
x % (LIMITING DISTANCE @ 1.2m) x 0.07%
MAX ALLOWED – 6.96 m2
ACTUAL UNPROTECTED AREA (END UNIT) 6.89 m2
(TOTAL OPENING FOR ELEV)

FOR MORE INFORMATION SEE O.B.C. 2012
SECTION 9.10.15 & TABLE 9.10.15.4

1 A2b Left Side Elevation B

LOT XXxx

DATE XX/XX/XX

THIS DRAWINGS IS TO BE USED IN CONJUNCTION WITH SCHEDULE B-1A AND MAY SHOW ONLY SOME OF THE CHANGES DETAILLED ON THAT DOCUMENT. SHOULD THE DRAWINGS NOT SHOW ALL ITEMS CONTAINED ON A SCHEDULE OR MISS OTHER ITEMS ALTOGETHER, THE SCHEDULE IS CONSIDERED THE GOVERNING DOCUMENT.
FLOORS CONT

TENDER 2017

I SCOTT IRWIN BCIN 20765 HAVE REVIEWED AND TAKE RESPONSIBILITY FOR DESIGN ACTIVITIES RELATING TO, HOUSE & SMALL BUILDINGS_____.

2012 OBC DRAWINGS

| NO | DESCRIPTION | DATE | BY |
|---|---|---|---|
| 2. | AS PER STRUCTURAL | 09/09/16 | |
| 1. | STANDARD DRAWINGS | 02/11/15 | SI |

Valecraft Homes Ltd.

TITLE: Left Side Elevation B

ACAD FILE:

SCALE: 3/16" = 1'-0"

1050-The McCaslin
2012 Footprint
(STANDARD DRAWINGS)

DWG. A-2b

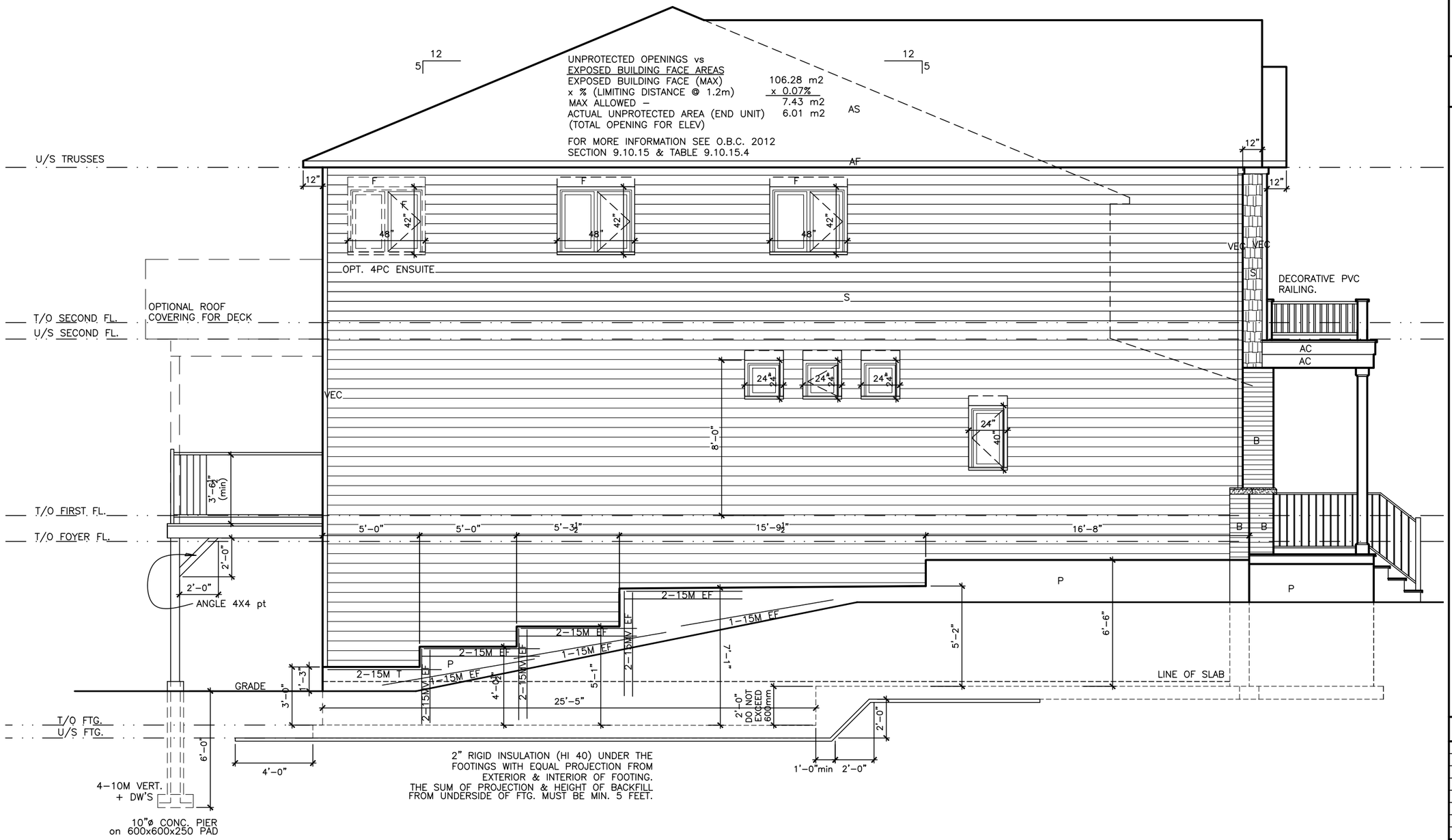


1 / A2f House Elevation - C WOB

LOT XXxx

DATE XX/XX/XX

THIS DRAWINGS IS TO BE USED IN CONJUNCTION WITH SCHEDULE B–1A AND MAY SHOW ONLY SOME OF THE CHANGES DETAILED ON THAT DOCUMENT. SHOULD THE DRAWINGS NOT SHOW ALL ITEMS CONTAINED ON A SCHEDULE OR MISS OTHER ITEMS ALTOGETHER, THE SCHEDULE IS CONSIDERED THE GOVERNING DOCUMENT.
FLOORS CONT

TENDER 2017

I SCOTT IRWIN BCIN 20765 HAVE REVIEWED AND TAKE RESPONSIBILITY FOR DESIGN ACTIVITIES RELATING TO, HOUSE & SMALL BUILDINGS.

2012 OBC DRAWINGS

| NO | DESCRIPTION | DATE | BY |
|---|---|---|---|
| 2. | AS PER STRUCTURAL | 09/09/16 | |
| 1. | STANDARD DRAWINGS | 02/11/15 | SI |

Valecraft Homes Ltd.

TITLE: Left Side Elevation C
Walk Out Basement

ACAD FILE:

SCALE: 3/16" = 1'–0"

1050-The McCaslin
2012 Footprint
(STANDARD DRAWINGS)

DWG. A-2f

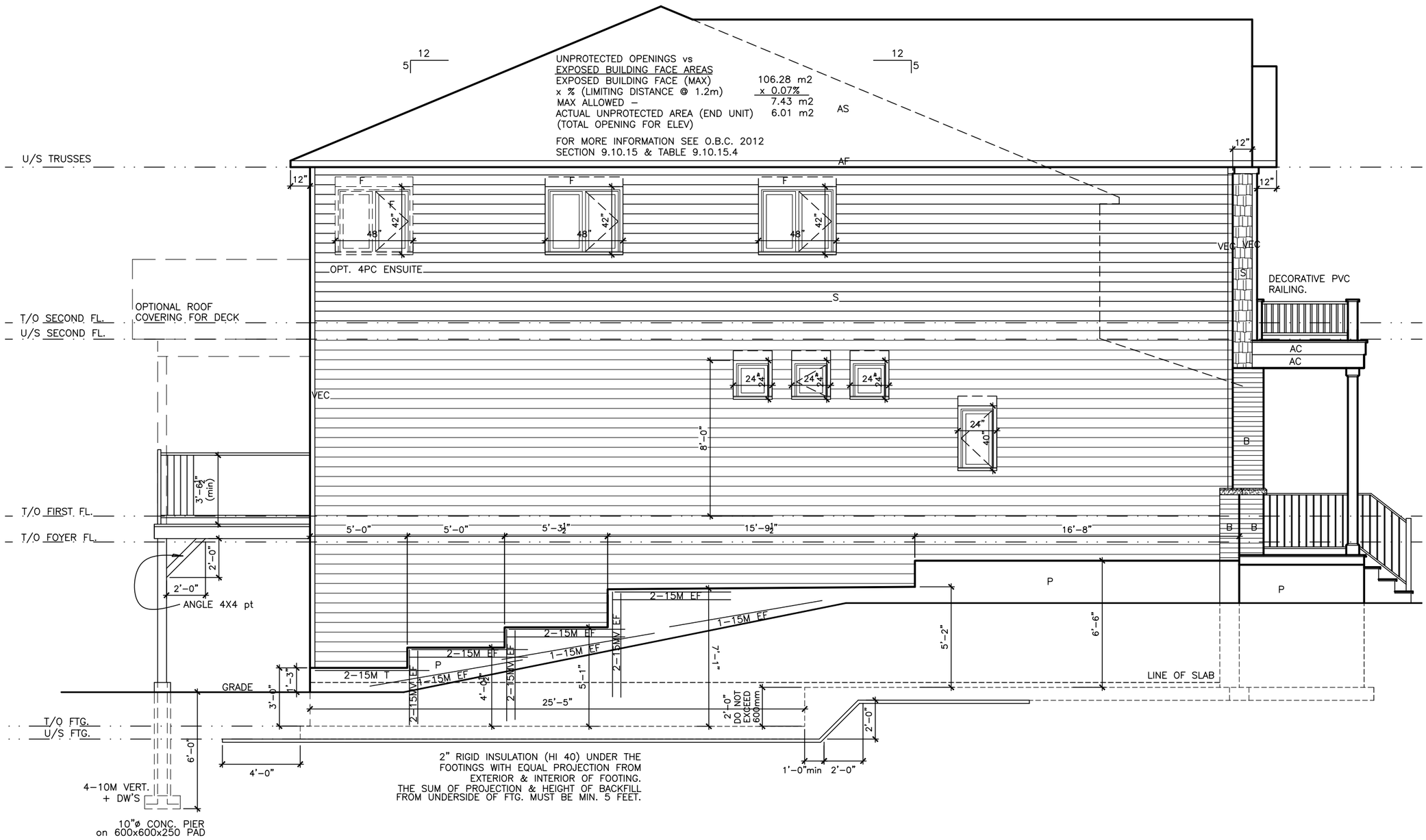


1 / A2c House Elevation - C WOB

LOT XXxx

DATE XX/XX/XX

THIS DRAWINGS IS TO BE USED IN CONJUNCTION WITH SCHEDULE B–1A AND MAY SHOW ONLY SOME OF THE CHANGES DETAILED ON THAT DOCUMENT. SHOULD THE DRAWINGS NOT SHOW ALL ITEMS CONTAINED ON A SCHEDULE OR MISS OTHER ITEMS ALTOGETHER, THE SCHEDULE IS CONSIDERED THE GOVERNING DOCUMENT.
FLOORS CONT

TENDER 2017

I SCOTT IRWIN BCIN 20765 HAVE REVIEWED AND TAKE RESPONSIBILITY FOR DESIGN ACTIVITIES RELATING TO, HOUSE & SMALL BUILDINGS.

2012 OBC DRAWINGS

| NO | DESCRIPTION | DATE | BY |
|---|---|---|---|
| 2. | AS PER STRUCTURAL | 09/09/16 | |
| 1. | STANDARD DRAWINGS | 02/11/15 | SI |

Valecraft Homes Ltd.

TITLE: Left Side Elevation C

ACAD FILE:

SCALE: 3/16" = 1'–0"

1050-The McCaslin
2012 Footprint
(STANDARD DRAWINGS)

DWG. A-2c

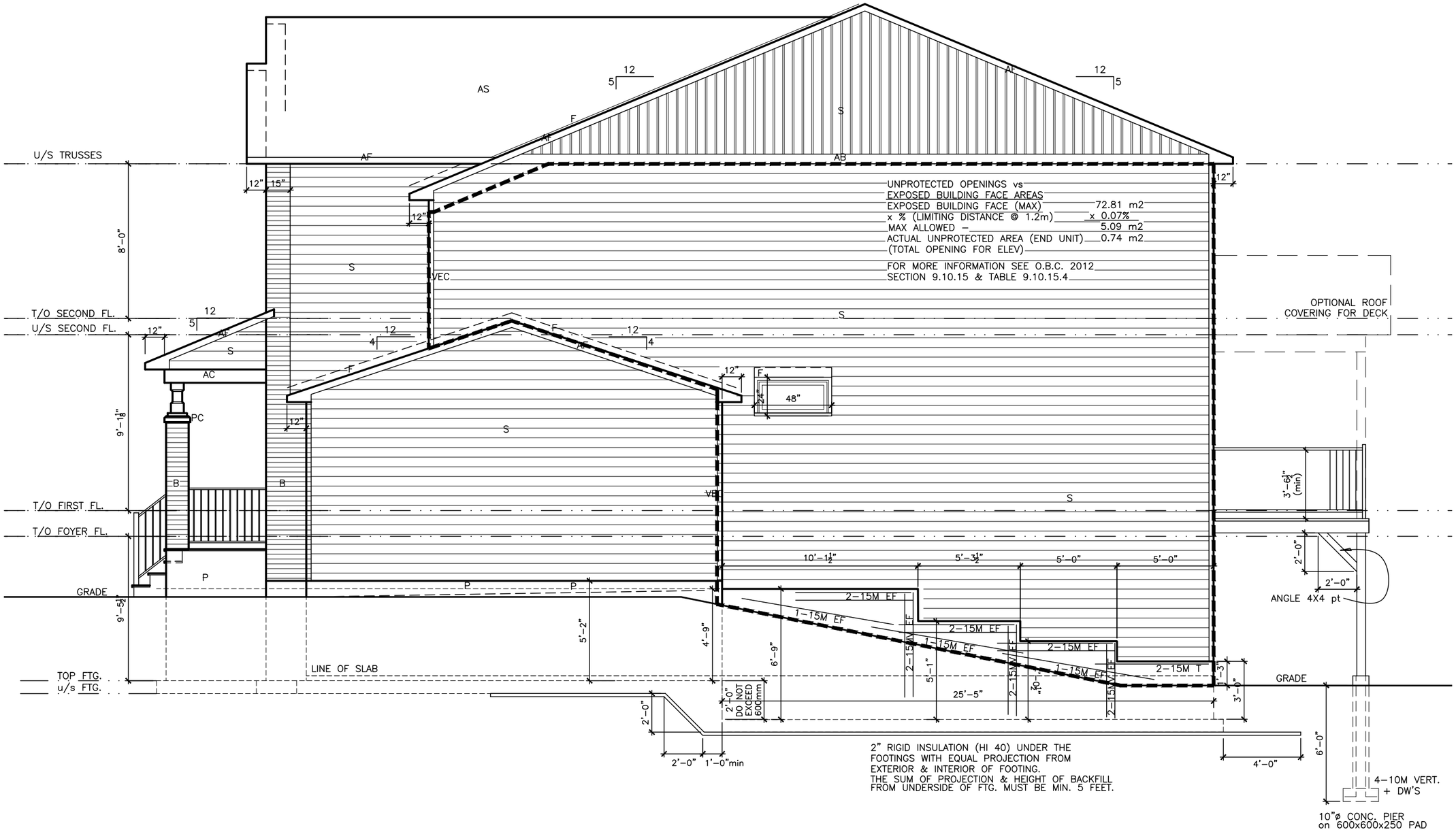


1 / A2d Garage Side Elevation A - WOB

LOT XXxx

DATE XX/XX/XX

THIS DRAWINGS IS TO BE USED IN CONJUNCTION WITH SCHEDULE B-1A AND MAY SHOW ONLY SOME OF THE CHANGES DETAILLED ON THAT DOCUMENT. SHOULD THE DRAWINGS NOT SHOW ALL ITEMS CONTAINED ON A SCHEDULE OR MISS OTHER ITEMS ALTOGETHER, THE SCHEDULE IS CONSIDERED THE GOVERNING DOCUMENT.
FLOORS CONT

TENDER 2017

I SCOTT IRWIN BCIN 20765 HAVE REVIEWED AND TAKE RESPONSIBILITY FOR DESIGN ACTIVITIES RELATING TO, HOUSE & SMALL BUILDINGS.

2012 OBC DRAWINGS

| NO | DESCRIPTION | DATE | BY |
|---|---|---|---|
| 2. | AS PER STRUCTURAL | 09/09/16 | |
| 1. | STANDARD DRAWINGS | 02/11/15 | SI |

Valecraft Homes Ltd.

TITLE: Right Side Elevation A
Walk Out Basement

ACAD FILE:

SCALE: 3/16" = 1'-0"

1050-The McCaslin
2012 Footprint
(STANDARD DRAWINGS)

DWG. A-3d

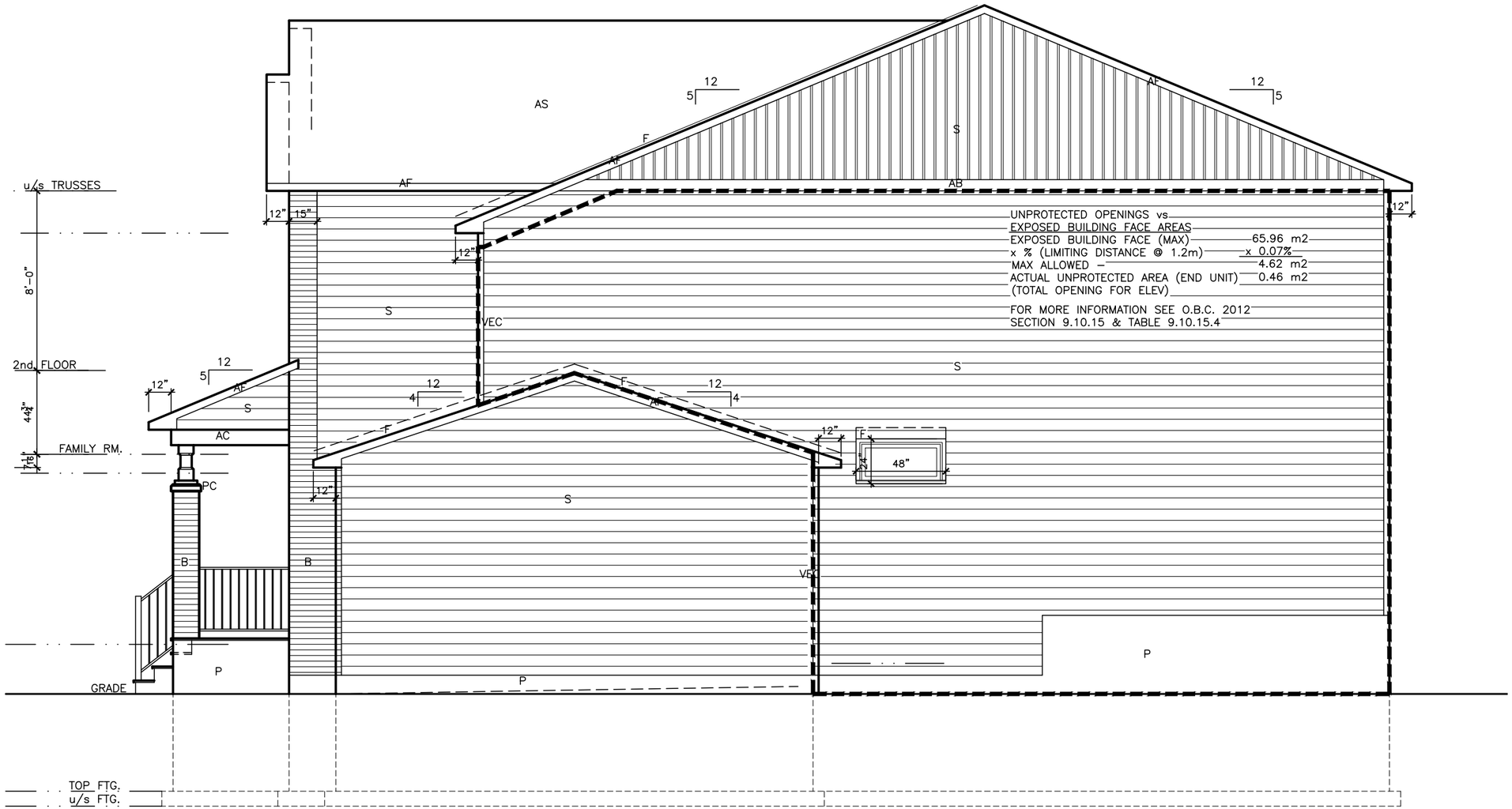


1 A3 Right Side Elevation A

LOT XXxx

DATE XX/XX/XX

THIS DRAWINGS IS TO BE USED IN CONJUNCTION WITH SCHEDULE B-1A AND MAY SHOW ONLY SOME OF THE CHANGES DETAILLED ON THAT DOCUMENT. SHOULD THE DRAWINGS NOT SHOW ALL ITEMS CONTAINED ON A SCHEDULE OR MISS OTHER ITEMS ALTOGETHER, THE SCHEDULE IS CONSIDERED THE GOVERNING DOCUMENT.
FLOORS CONT

TENDER 2017

I SCOTT IRWIN BCIN 20765 HAVE REVIEWED AND TAKE RESPONSIBILITY FOR DESIGN ACTIVITIES RELATING TO, HOUSE & SMALL BUILDINGS.

2012 OBC DRAWINGS

| NO | DESCRIPTION | DATE | BY |
|---|---|---|---|
| 2. | AS PER STRUCTURAL | 09/09/16 | |
| 1. | STANDARD DRAWINGS | 02/11/15 | SI |

Valecraft Homes Ltd.

TITLE: Right Side Elevation A

ACAD FILE:

SCALE: 3/16" = 1'-0"

1050-The McCaslin
2012 Footprint
(STANDARD DRAWINGS)

DWG. A-3

TYPICAL PORCH ROOF:
. MODIFIED BITUMEN ROOF MEMBRANE TO EXTEND NOT LESS THAN 4" UP WALL, 4" DOWN FRONT FACE.
.5/8" PT PLYWOOD SHIMMED TO INSURE A 2% SLOPE TO FRONT EDGE on.
.PT FLOOR JOIST (SEE PLAN)
.1x3 STRAPPING @ 16" c/c
.SOFFIT
.ALL CUTS ON PT TO BE TREATED
.ALL PT CLAD WITH ALUMINUM TO BE WRAPPED IN TYVEC.

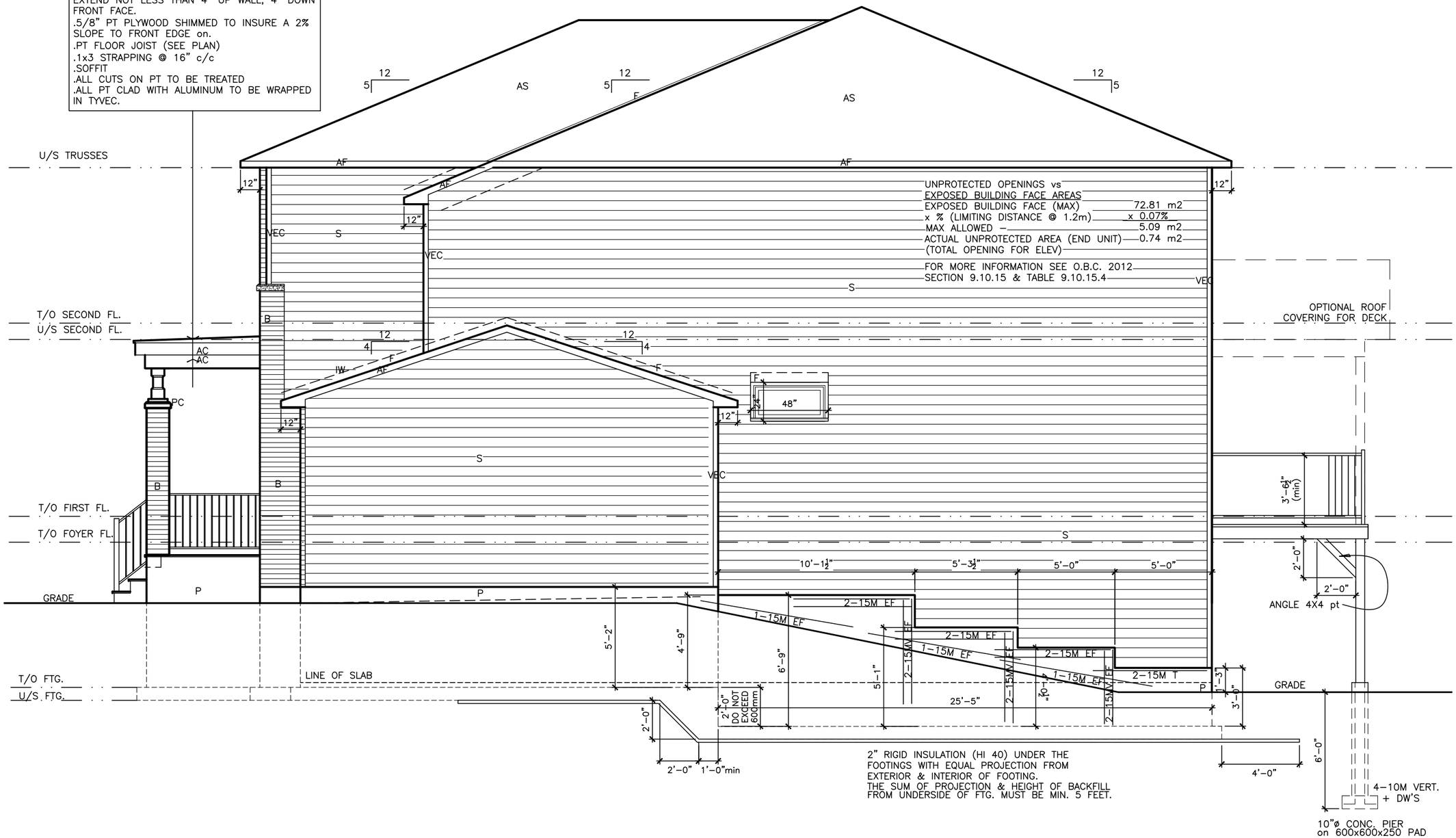


1 A3e Garage Side Elevation B - WOB

LOT XXxx

DATE XX/XX/XX

THIS DRAWINGS IS TO BE USED IN CONJUNCTION WITH SCHEDULE B-1A AND MAY SHOW ONLY SOME OF THE CHANGES DETAILLED ON THAT DOCUMENT. SHOULD THE DRAWINGS NOT SHOW ALL ITEMS CONTAINED ON A SCHEDULE OR MISS OTHER ITEMS ALTOGETHER, THE SCHEDULE IS CONSIDERED THE GOVERNING DOCUMENT.
FLOORS CONT

TENDER 2017

I SCOTT IRWIN BCIN 20765 HAVE REVIEWED AND TAKE RESPONSIBILITY FOR DESIGN ACTIVITIES RELATING TO, HOUSE & SMALL BUILDINGS.

2012 OBC DRAWINGS

| NO | DESCRIPTION | DATE | BY |
|---|---|---|---|
| 2. | AS PER STRUCTURAL | 09/09/16 | |
| 1. | STANDARD DRAWINGS | 02/11/15 | SI |

Valecraft Homes Ltd.

TITLE: Right Side Elevation B Walk Out Basement

ACAD FILE:

SCALE: 3/16" = 1'-0"

1050-The McCaslin 2012 Footprint (STANDARD DRAWINGS)

DWG. A-3e

TYPICAL PORCH ROOF:
. MODIFIED BITUMEN ROOF MEMBRANE TO EXTEND NOT LESS THAN 4" UP WALL, 4" DOWN FRONT FACE.
.5/8" PT PLYWOOD SHIMMED TO INSURE A 2% SLOPE TO FRONT EDGE on.
.PT FLOOR JOIST (SEE PLAN)
.1x3 STRAPPING @ 16" c/c
.SOFFIT
.ALL CUTS ON PT TO BE TREATED
.ALL PT CLAD WITH ALUMINUM TO BE WRAPPED IN TYVEC.

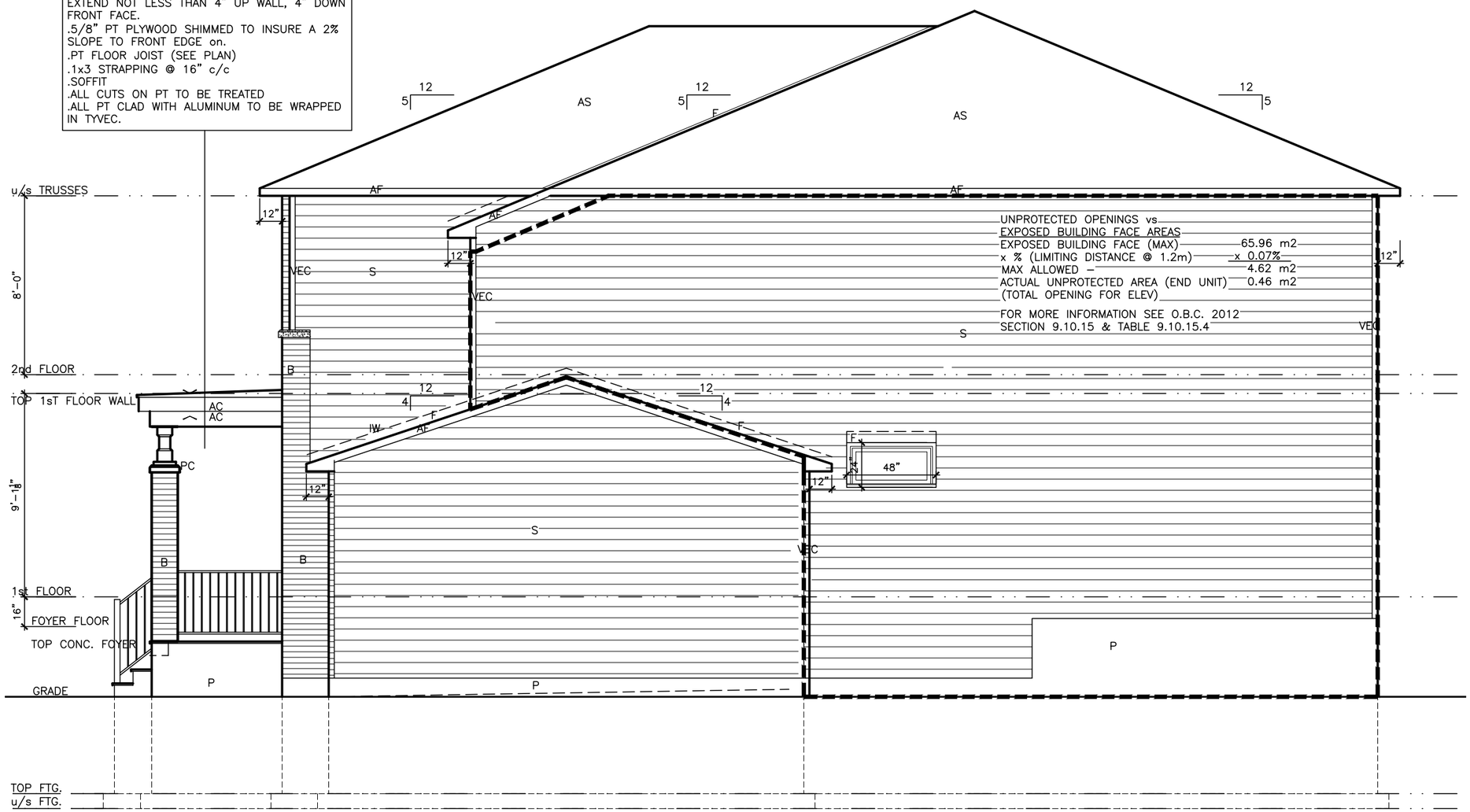


UNPROTECTED OPENINGS vs
EXPOSED BUILDING FACE AREAS
EXPOSED BUILDING FACE (MAX) 65.96 m2
x % (LIMITING DISTANCE @ 1.2m) x 0.07%
MAX ALLOWED – 4.62 m2
ACTUAL UNPROTECTED AREA (END UNIT) 0.46 m2
(TOTAL OPENING FOR ELEV)

FOR MORE INFORMATION SEE O.B.C. 2012
SECTION 9.10.15 & TABLE 9.10.15.4

1 / A3b Right Side Elevation B

LOT XXxx

DATE XX/XX/XX

THIS DRAWINGS IS TO BE USED IN CONJUNCTION WITH SCHEDULE B-1A AND MAY SHOW ONLY SOME OF THE CHANGES DETAILED ON THAT DOCUMENT. SHOULD THE DRAWINGS NOT SHOW ALL ITEMS CONTAINED ON A SCHEDULE OR MISS OTHER ITEMS ALTOGETHER, THE SCHEDULE IS CONSIDERED THE GOVERNING DOCUMENT.
FLOORS CONT

TENDER 2017

I SCOTT IRWIN BCIN 20765 HAVE REVIEWED AND TAKE RESPONSIBILITY FOR DESIGN ACTIVITIES RELATING TO, HOUSE & SMALL BUILDINGS.

2012 OBC DRAWINGS

| NO | DESCRIPTION | DATE | BY |
|---|---|---|---|
| 2. | AS PER STRUCTURAL | 09/09/16 | |
| 1. | STANDARD DRAWINGS | 02/11/15 | SI |

Valecraft Homes Ltd.

TITLE: Right Side Elevation B

ACAD FILE:

SCALE: 3/16" = 1'-0"

1050-The McCaslin
2012 Footprint
(STANDARD DRAWINGS)

DWG. A-3b

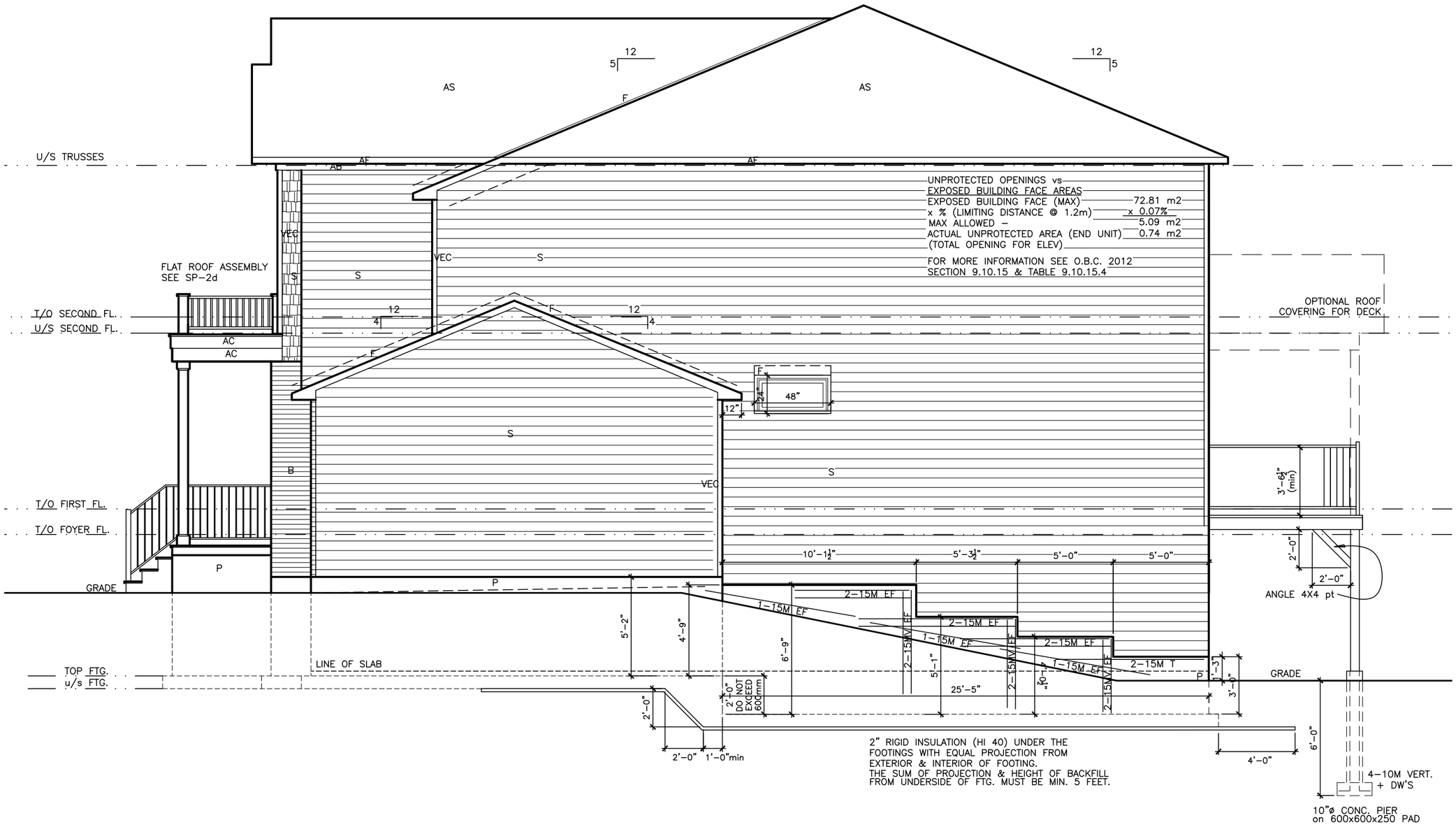


1 / A3f Right Side Elevation C - WOB

LOT XXxx

DATE XX/XX/XX

THIS DRAWINGS IS TO BE USED IN CONJUNCTION WITH SCHEDULE B-1A AND MAY SHOW ONLY SOME OF THE CHANGES DETAILLED ON THAT DOCUMENT. SHOULD THE DRAWINGS NOT SHOW ALL ITEMS CONTAINED ON A SCHEDULE OR MISS OTHER ITEMS ALTOGETHER, THE SCHEDULE IS CONSIDERED THE GOVERNING DOCUMENT.
FLOORS CONT

TENDER 2017

I SCOTT IRWIN BCIN 20765 HAVE REVIEWED AND TAKE RESPONSIBILITY FOR DESIGN ACTIVITIES RELATING TO, HOUSE & SMALL BUILDINGS.

2012 OBC DRAWINGS

| NO | DESCRIPTION | DATE | BY |
|---|---|---|---|
| 2. | AS PER STRUCTURAL | 09/09/16 | |
| 1. | STANDARD DRAWINGS | 02/11/15 | SI |

Valecraft Homes Ltd.

TITLE: Right Side Elevation C
Walk Out Basement

ACAD FILE:

SCALE: 3/16" = 1'-0"

1050-The McCaslin
2012 Footprint
(STANDARD DRAWINGS)

DWG. A-3f

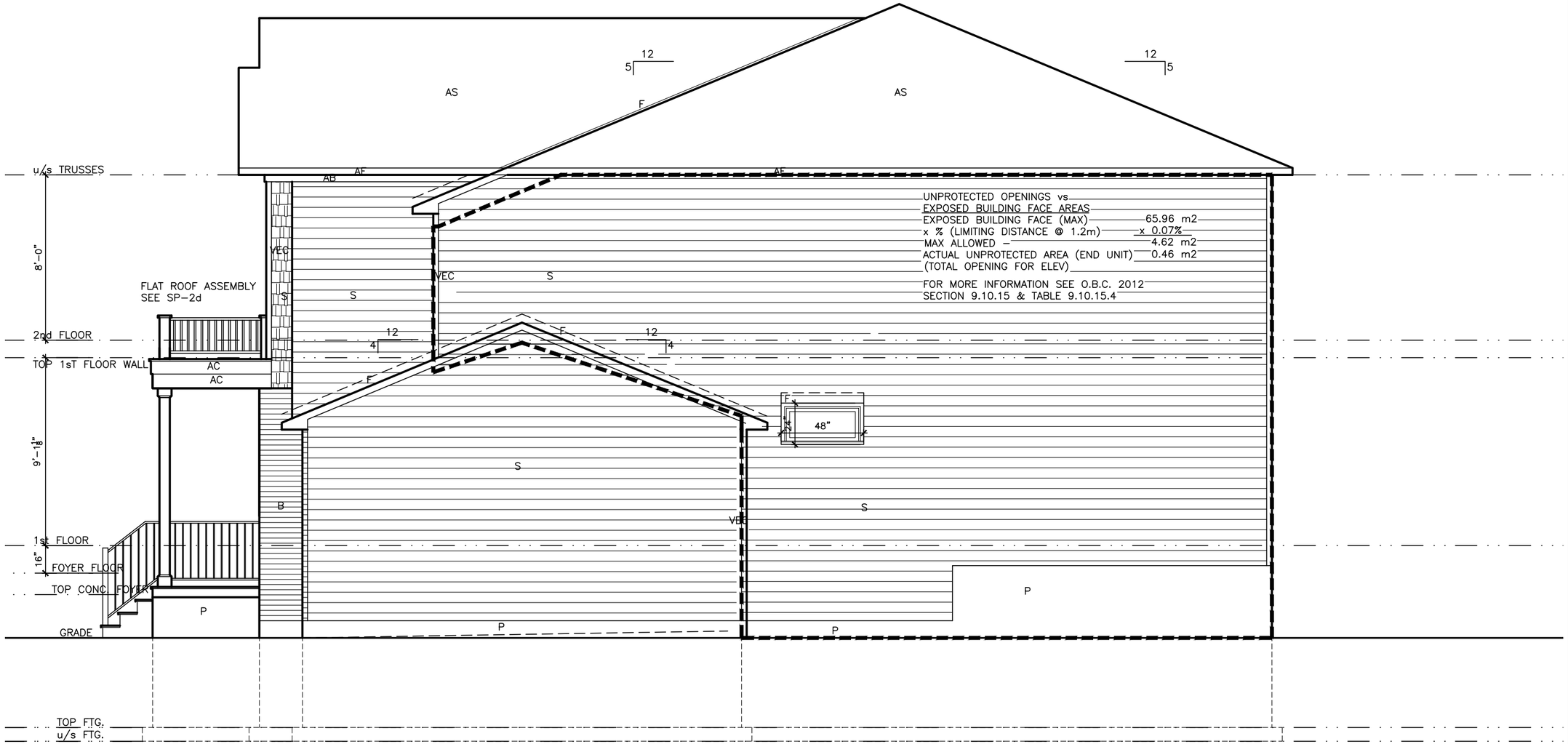


1 / A3 Garage Side Elevation C

LOT XXxx

DATE XX/XX/XX

THIS DRAWINGS IS TO BE USED IN CONJUNCTION WITH SCHEDULE B-1A AND MAY SHOW ONLY SOME OF THE CHANGES DETAILLED ON THAT DOCUMENT. SHOULD THE DRAWINGS NOT SHOW ALL ITEMS CONTAINED ON A SCHEDULE OR MISS OTHER ITEMS ALTOGETHER, THE SCHEDULE IS CONSIDERED THE GOVERNING DOCUMENT.
FLOORS CONT

TENDER 2017

I SCOTT IRWIN BCIN 20765 HAVE REVIEWED AND TAKE RESPONSIBILITY FOR DESIGN ACTIVITIES RELATING TO, HOUSE & SMALL BUILDINGS.

2012 OBC DRAWINGS

| NO | DESCRIPTION | DATE | BY |
|---|---|---|---|
| 2. | AS PER STRUCTURAL | 09/09/16 | |
| 1. | STANDARD DRAWINGS | 02/11/15 | SI |

Valecraft Homes Ltd.

TITLE: Right Side Elevation C

ACAD FILE:

SCALE: 3/16" = 1'-0"

1050-The McCaslin
2012 Footprint
(STANDARD DRAWINGS)

DWG. A-3c

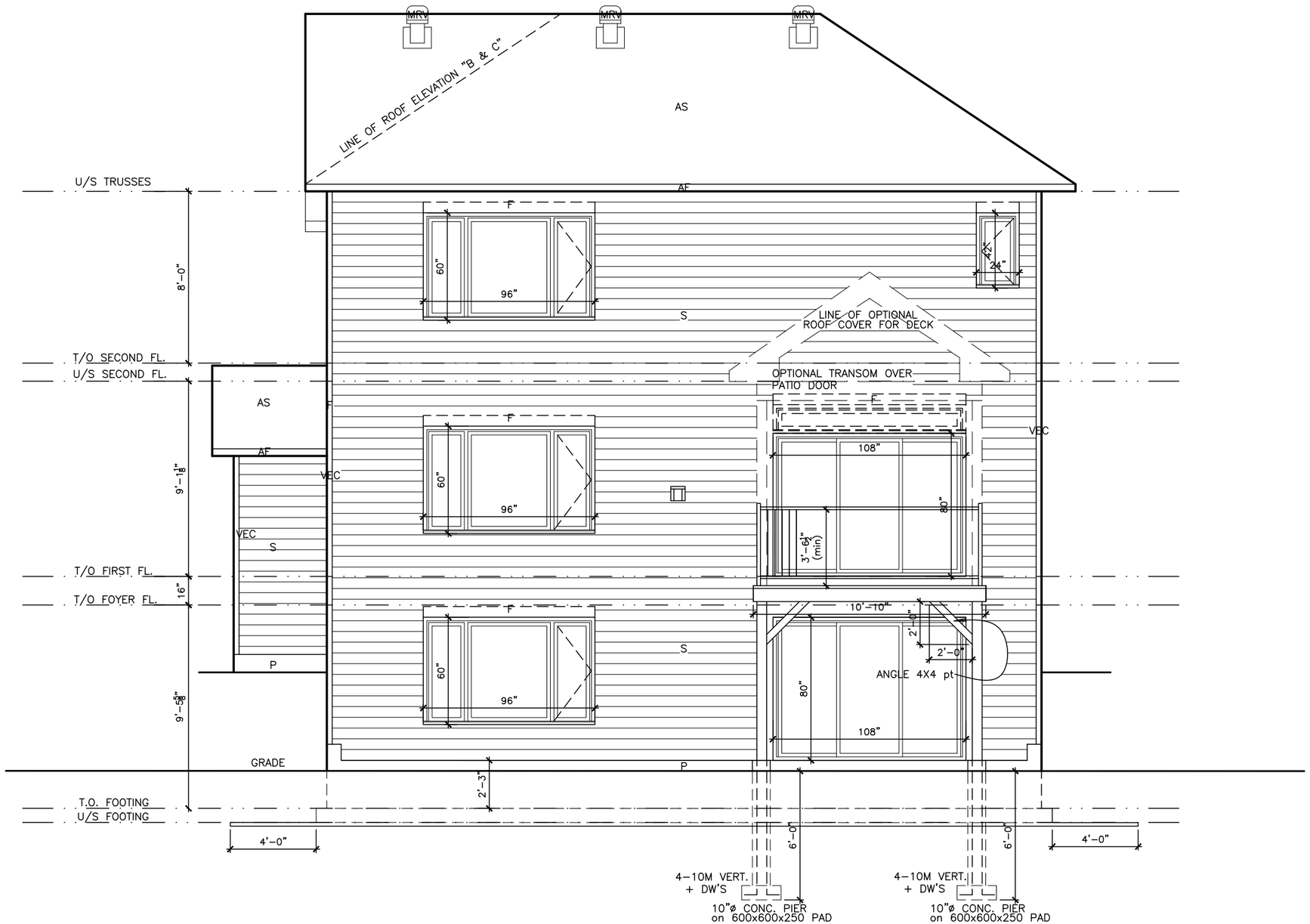


1 / A4b Rear Elevation - WOB

LOT XXxx

DATE XX/XX/XX

THIS DRAWINGS IS TO BE USED IN CONJUNCTION WITH SCHEDULE B-1A AND MAY SHOW ONLY SOME OF THE CHANGES DETAILLED ON THAT DOCUMENT. SHOULD THE DRAWINGS NOT SHOW ALL ITEMS CONTAINED ON A SCHEDULE OR MISS OTHER ITEMS ALTOGETHER, THE SCHEDULE IS CONSIDERED THE GOVERNING DOCUMENT.
FLOORS CONT

TENDER 2017

I SCOTT IRWIN BCIN 20765 HAVE REVIEWED AND TAKE RESPONSIBILITY FOR DESIGN ACTIVITIES RELATING TO, HOUSE & SMALL BUILDINGS.

2012 OBC DRAWINGS

| NO | DESCRIPTION | DATE | BY |
|---|---|---|---|
| 2. | AS PER STRUCTURAL | 09/09/16 | |
| 1. | STANDARD DRAWINGS | 02/11/15 | SI |

Valecraft Homes Ltd.

TITLE: Rear Elevation
Walk Out Basement

ACAD FILE:

SCALE: 3/16" = 1'-0"

1050-The McCaslin
2012 Footprint
(STANDARD DRAWINGS)

DWG. A-4b

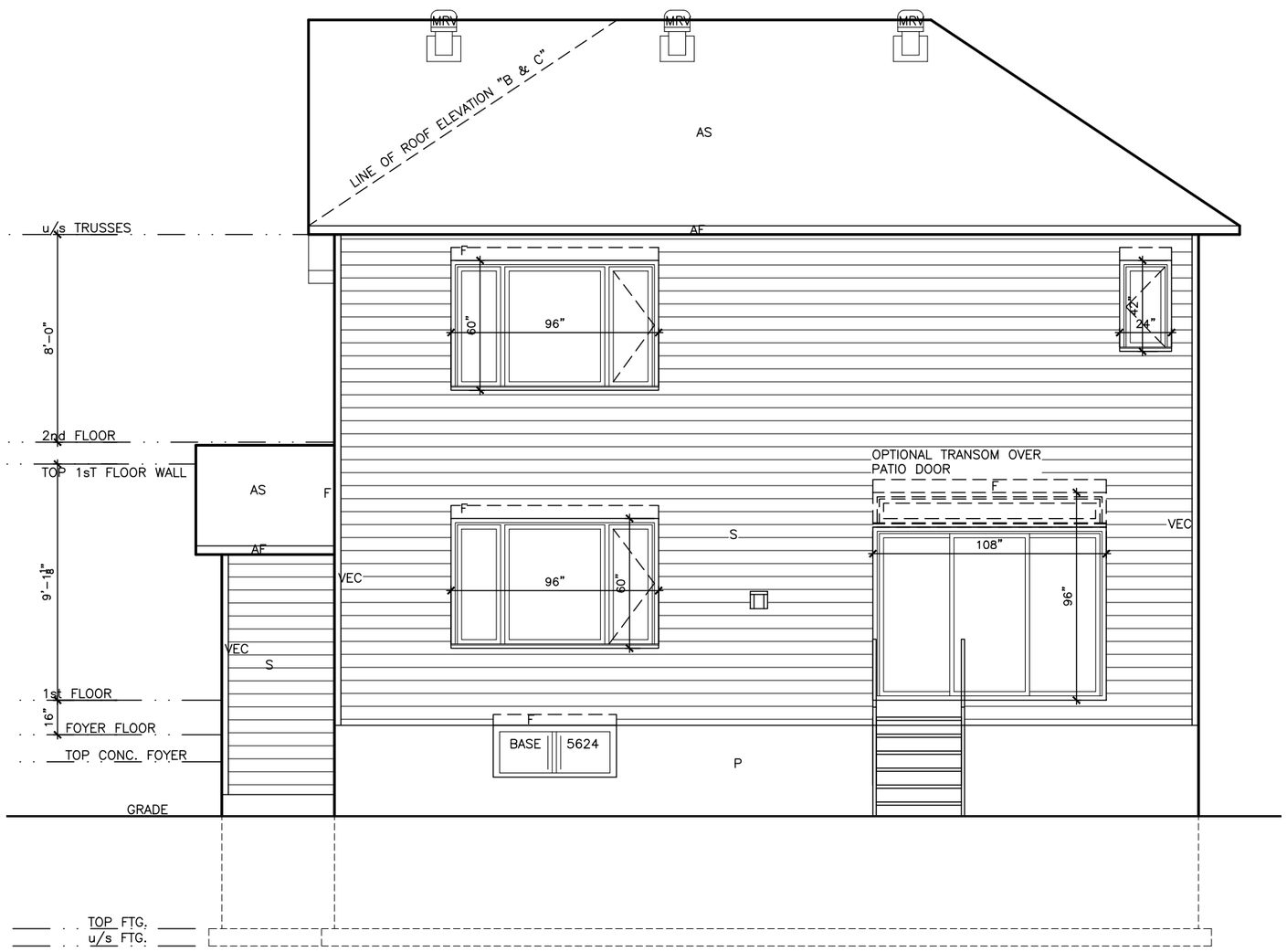


1 / A4 Rear Elevation

LOT XXxx

DATE XX/XX/XX

THIS DRAWINGS IS TO BE USED IN CONJUNCTION WITH SCHEDULE B-1A AND MAY SHOW ONLY SOME OF THE CHANGES DETAILLED ON THAT DOCUMENT. SHOULD THE DRAWINGS NOT SHOW ALL ITEMS CONTAINED ON A SCHEDULE OR MISS OTHER ITEMS ALTOGETHER, THE SCHEDULE IS CONSIDERED THE GOVERNING DOCUMENT.
FLOORS CONT

TENDER 2017

I SCOTT IRWIN BCIN 20765 HAVE REVIEWED AND TAKE RESPONSIBILITY FOR DESIGN ACTIVITIES RELATING TO, HOUSE & SMALL BUILDINGS_____.

2012 OBC DRAWINGS

| NO | DESCRIPTION | DATE | BY |
|---|---|---|---|
| 2. | AS PER STRUCTURAL | 09/09/16 | |
| 1. | STANDARD DRAWINGS | 02/11/15 | SI |

Valecraft Homes Ltd.

TITLE: Rear Elevation

ACAD FILE:

SCALE: 3/16" = 1'-0"

1050-The McCaslin
2012 Footprint
(STANDARD DRAWINGS)

DWG. A-4

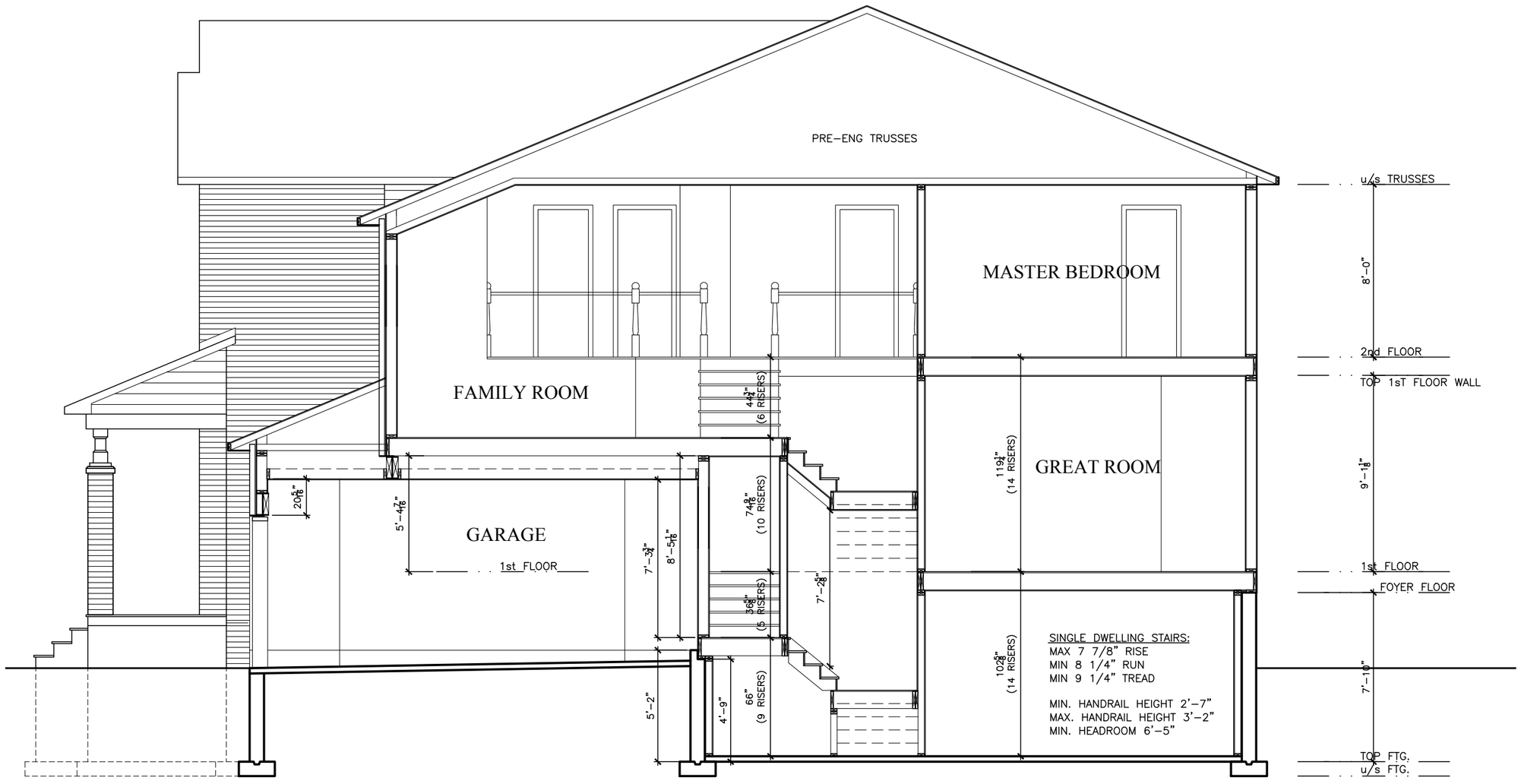


Section A-A

LOT XXxx

DATE XX/XX/XX

THIS DRAWINGS IS TO BE USED IN CONJUNCTION WITH SCHEDULE B-1A AND MAY SHOW ONLY SOME OF THE CHANGES DETAILLED ON THAT DOCUMENT. SHOULD THE DRAWINGS NOT SHOW ALL ITEMS CONTAINED ON A SCHEDULE OR MISS OTHER ITEMS ALTOGETHER, THE SCHEDULE IS CONSIDERED THE GOVERNING DOCUMENT.
FLOORS CONT

TENDER 2017

I SCOTT IRWIN BCIN 20765 HAVE REVIEWED AND TAKE RESPONSIBILITY FOR DESIGN ACTIVITIES RELATING TO, HOUSE & SMALL BUILDINGS.

2012 OBC DRAWINGS

| NO | DESCRIPTION | DATE | BY |
|---|---|---|---|
| 2. | AS PER STRUCTURAL | 09/09/16 | |
| 1. | STANDARD DRAWINGS | 02/11/15 | SI |

Valecraft Homes Ltd.

TITLE: Section A-A

ACAD FILE:

SCALE: 3/16" = 1'-0"

1050-The McCaslin
2012 Footprint
(STANDARD DRAWINGS)

DWG. A-5

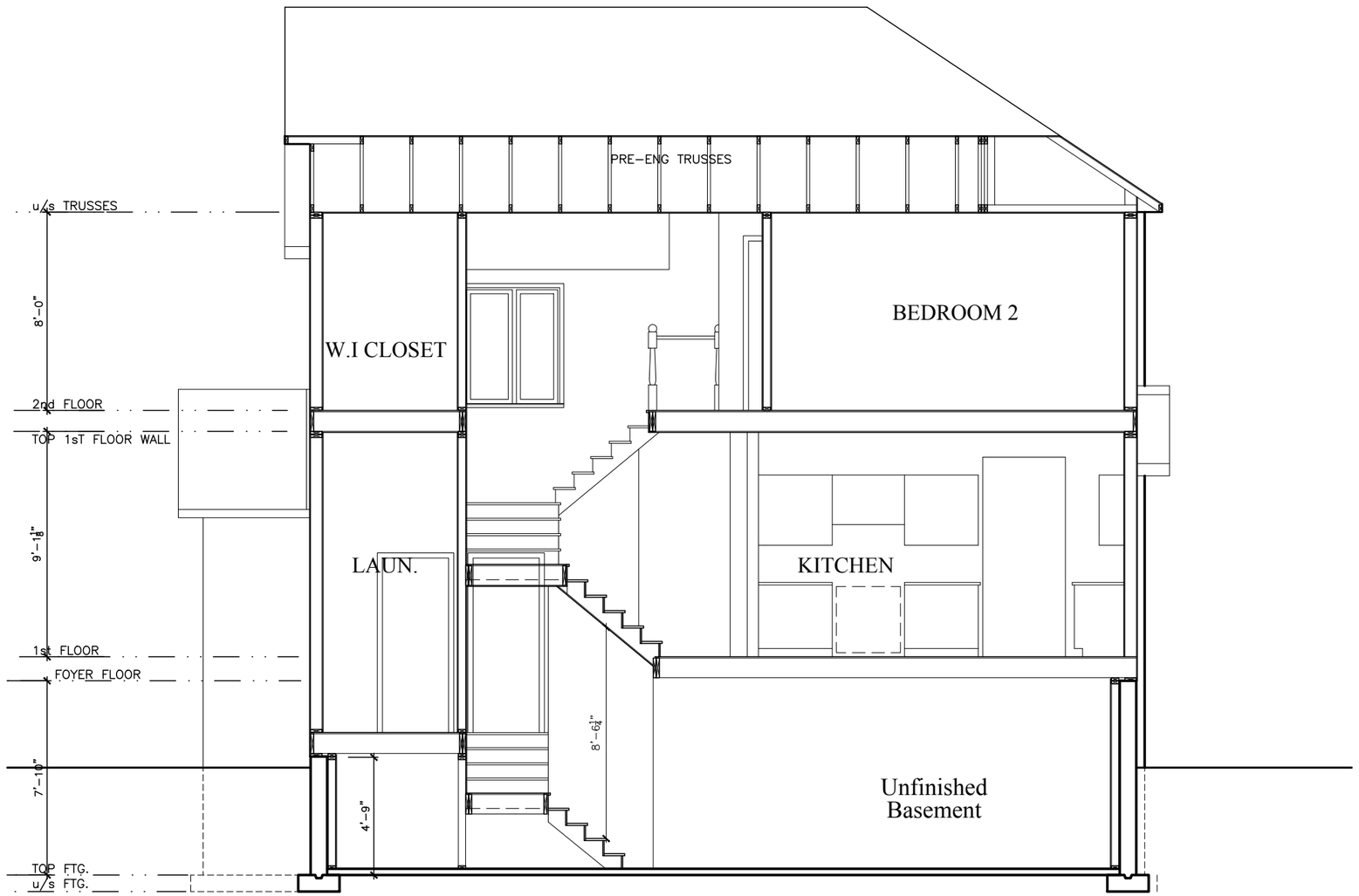


Section B-B

LOT XXxx

DATE XX/XX/XX

THIS DRAWINGS IS TO BE USED IN CONJUNCTION WITH SCHEDULE B-1A AND MAY SHOW ONLY SOME OF THE CHANGES DETAILLED ON THAT DOCUMENT. SHOULD THE DRAWINGS NOT SHOW ALL ITEMS CONTAINED ON A SCHEDULE OR MISS OTHER ITEMS ALTOGETHER, THE SCHEDULE IS CONSIDERED THE GOVERNING DOCUMENT.
FLOORS CONT

TENDER 2017

I SCOTT IRWIN BCIN 20765 HAVE REVIEWED AND TAKE RESPONSIBILITY FOR DESIGN ACTIVITIES RELATING TO, HOUSE & SMALL BUILDINGS_____.

2012 OBC DRAWINGS

| NO | DESCRIPTION | DATE | BY |
|---|---|---|---|
| 2. | AS PER STRUCTURAL | 09/09/16 | |
| 1. | STANDARD DRAWINGS | 02/11/15 | SI |

Valecraft Homes Ltd.

TITLE: Section B-B

ACAD FILE:

SCALE: 3/16" = 1'-0"

1050-The McCaslin
2012 Footprint
(STANDARD DRAWINGS)

DWG. A-5b

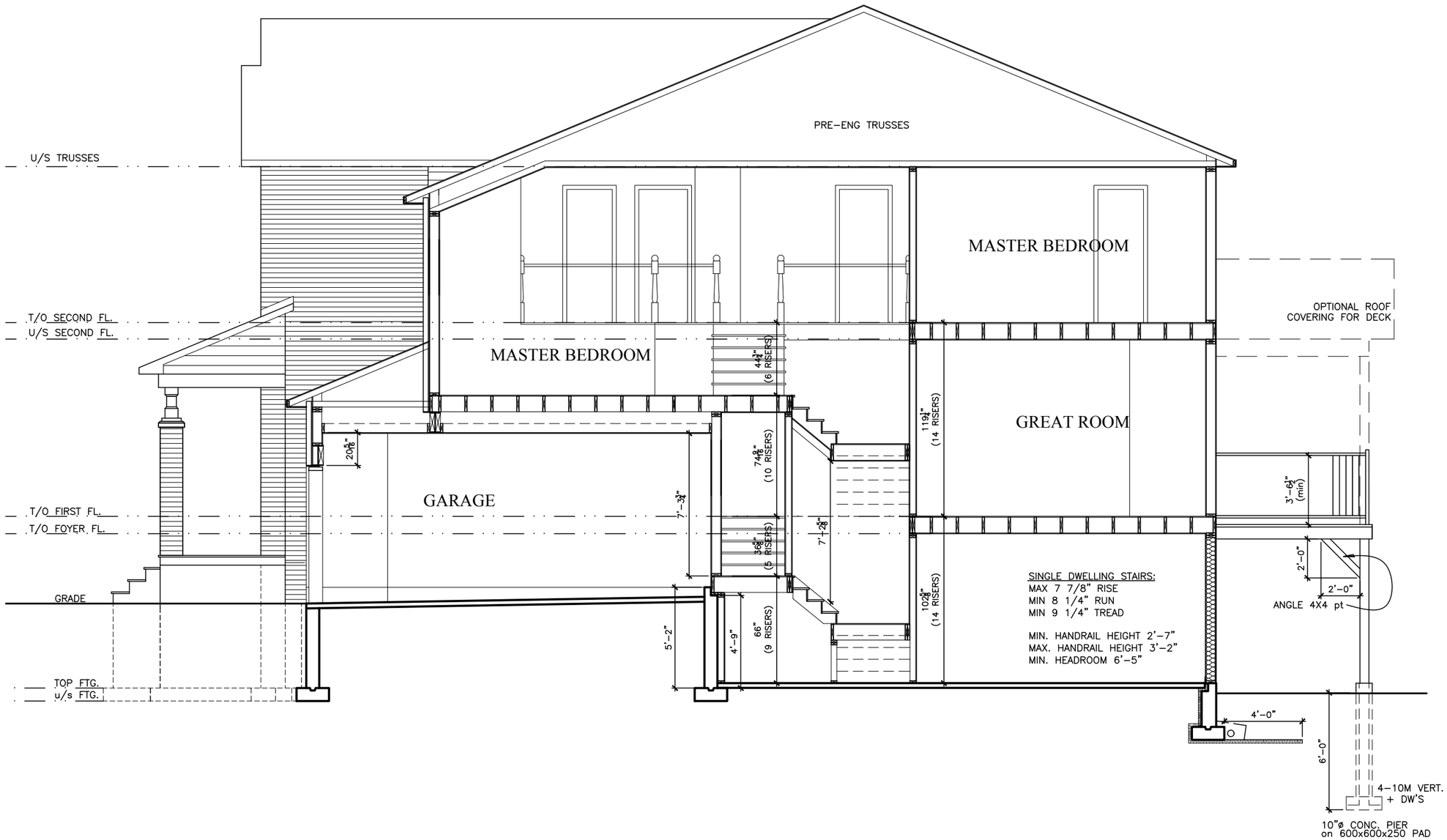


Section WOB

LOT XXxx

DATE XX/XX/XX

THIS DRAWINGS IS TO BE USED IN CONJUNCTION WITH SCHEDULE B-1A AND MAY SHOW ONLY SOME OF THE CHANGES DETAILED ON THAT DOCUMENT. SHOULD THE DRAWINGS NOT SHOW ALL ITEMS CONTAINED ON A SCHEDULE OR MISS OTHER ITEMS ALTOGETHER, THE SCHEDULE IS CONSIDERED THE GOVERNING DOCUMENT.
FLOORS CONT

TENDER 2017

I SCOTT IRWIN BCIN 20765 HAVE REVIEWED AND TAKE RESPONSIBILITY FOR DESIGN ACTIVITIES RELATING TO, HOUSE & SMALL BUILDINGS.

2012 OBC DRAWINGS

| NO | DESCRIPTION | DATE | BY |
|---|---|---|---|
| 2. | AS PER STRUCTURAL | 09/09/16 | |
| 1. | STANDARD DRAWINGS | 02/11/15 | SI |

Valecraft Homes Ltd.

TITLE: Section WOB

ACAD FILE:

SCALE: 3/16" = 1'-0"

1050-The McCaslin
2012 Footprint
(STANDARD DRAWINGS)

DWG. A-5f

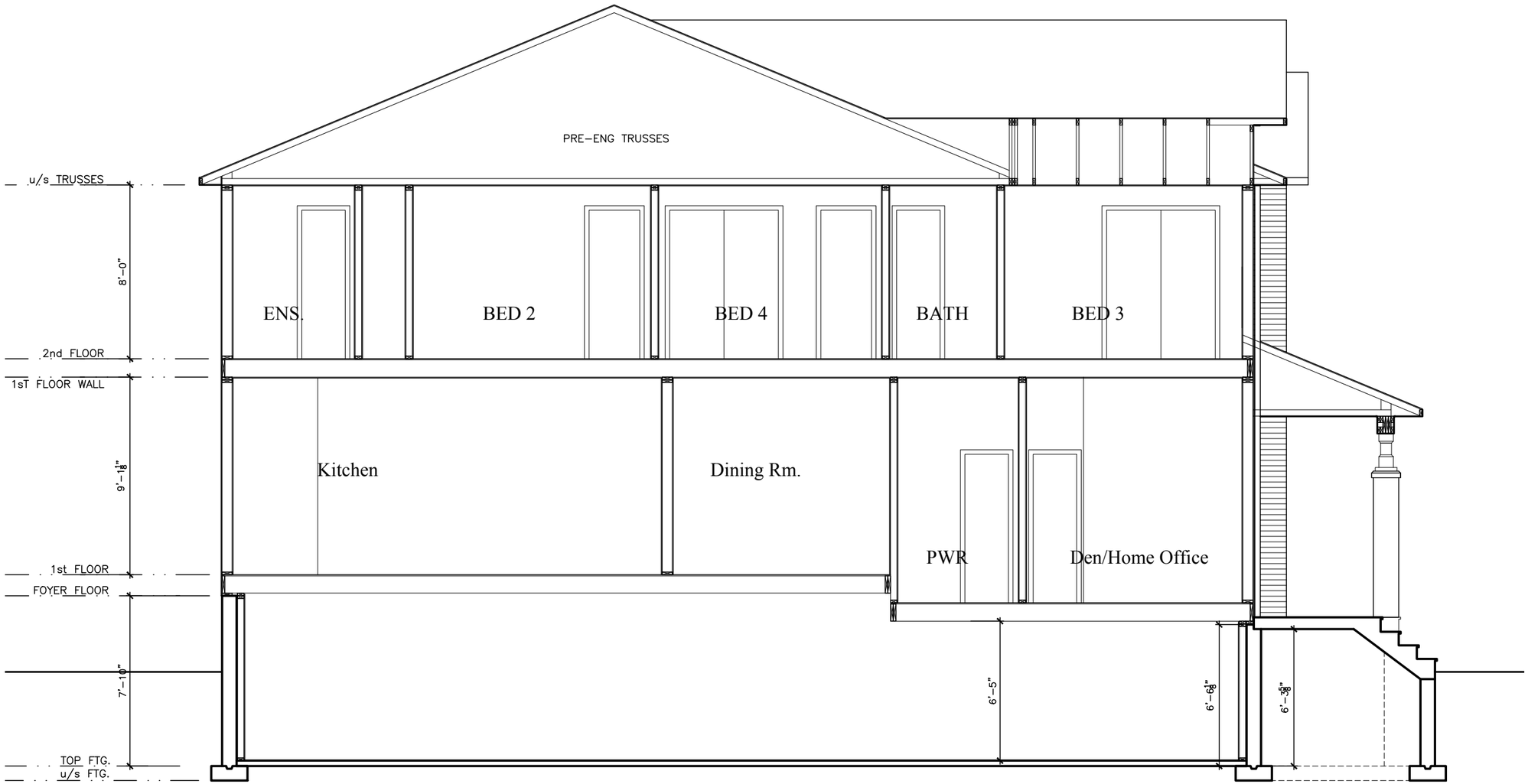


Section C-C

LOT XXxx

DATE XX/XX/XX

THIS DRAWINGS IS TO BE USED IN CONJUNCTION WITH SCHEDULE B-1A AND MAY SHOW ONLY SOME OF THE CHANGES DETAILLED ON THAT DOCUMENT. SHOULD THE DRAWINGS NOT SHOW ALL ITEMS CONTAINED ON A SCHEDULE OR MISS OTHER ITEMS ALTOGETHER, THE SCHEDULE IS CONSIDERED THE GOVERNING DOCUMENT.
FLOORS CONT

TENDER 2017

I SCOTT IRWIN BCIN 20765 HAVE REVIEWED AND TAKE RESPONSIBILITY FOR DESIGN ACTIVITIES RELATING TO, HOUSE & SMALL BUILDINGS_____.

2012 OBC DRAWINGS

| NO | DESCRIPTION | DATE | BY |
|---|---|---|---|
| 2. | AS PER STRUCTURAL | 09/09/16 | |
| 1. | STANDARD DRAWINGS | 02/11/15 | SI |

Valecraft Homes Ltd.

TITLE: Section C-C

ACAD FILE:

SCALE: 3/16" = 1'-0"

1050-The McCaslin
2012 Footprint
(STANDARD DRAWINGS)

DWG. A-5c

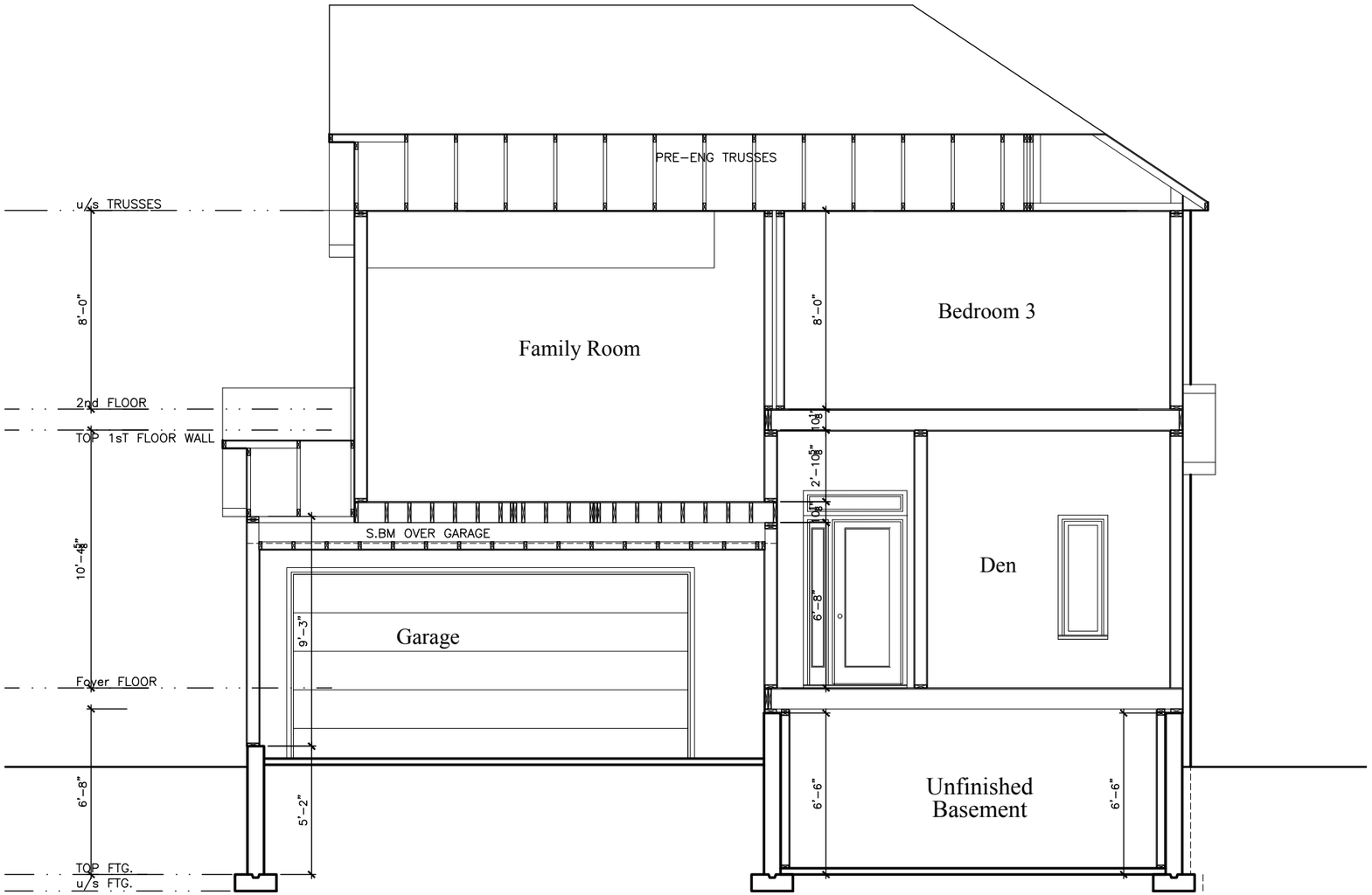


Section C-C

LOT XXxx

DATE XX/XX/XX

THIS DRAWINGS IS TO BE USED IN CONJUNCTION WITH SCHEDULE B-1A AND MAY SHOW ONLY SOME OF THE CHANGES DETAILLED ON THAT DOCUMENT. SHOULD THE DRAWINGS NOT SHOW ALL ITEMS CONTAINED ON A SCHEDULE OR MISS OTHER ITEMS ALTOGETHER, THE SCHEDULE IS CONSIDERED THE GOVERNING DOCUMENT.
FLOORS CONT

TENDER 2017

I SCOTT IRWIN BCIN 20765 HAVE REVIEWED AND TAKE RESPONSIBILITY FOR DESIGN ACTIVITIES RELATING TO, HOUSE & SMALL BUILDINGS_____.

2012 OBC DRAWINGS

| NO | DESCRIPTION | DATE | BY |
|---|---|---|---|
| 1. | STANDARD DRAWINGS | 09/15/17 | SI |

Valecraft Homes Ltd.

TITLE:
Section Through Garage

ACAD FILE:

SCALE: 3/16" = 1'-0"

1050-The McCaslin
2012 Footprint
(STANDARD DRAWINGS)

DWG. A-5d

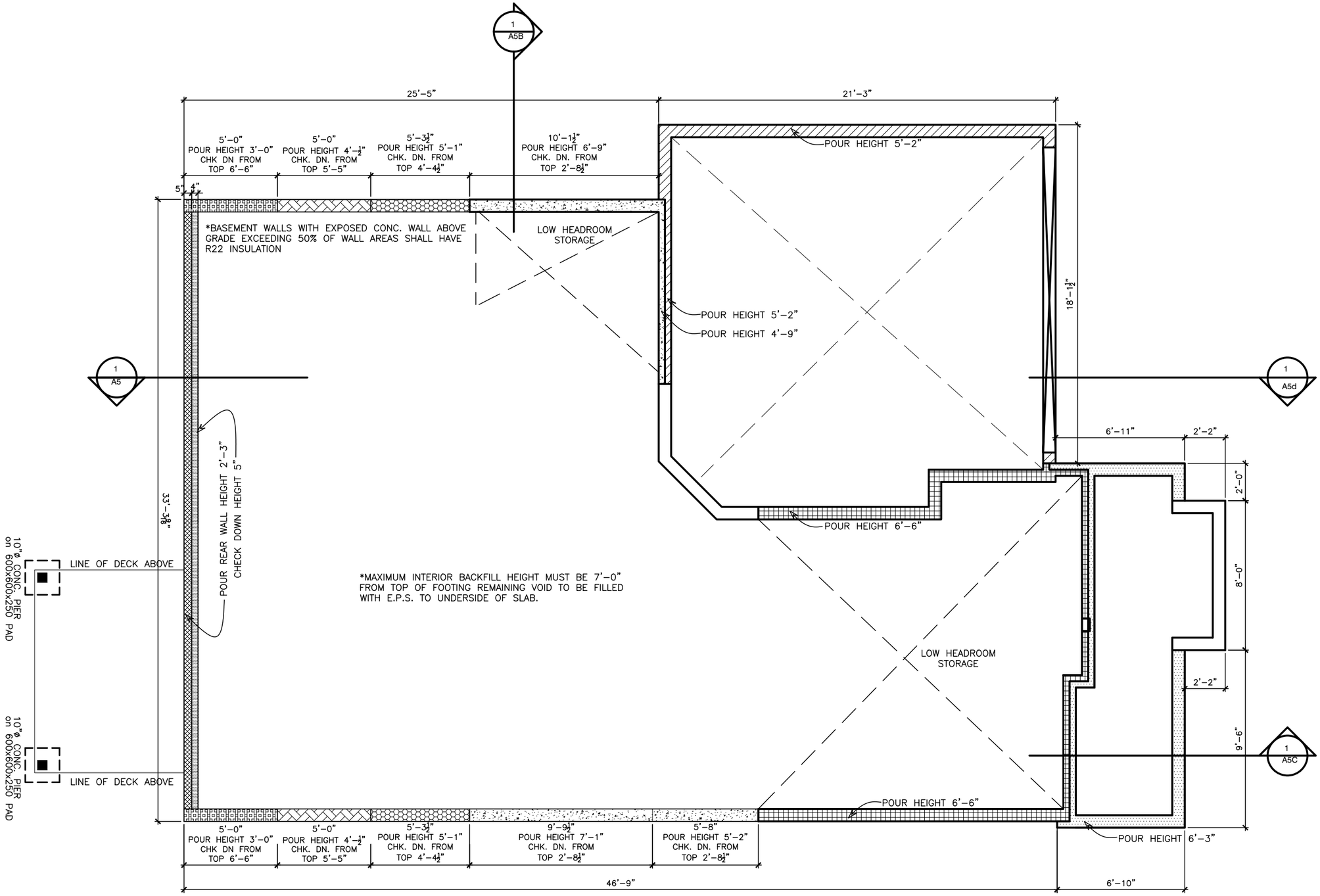


1 A6d Foundation and Footing Plan

# LOT XXxx

DATE XX/XX/XX

THIS DRAWINGS IS TO BE USED IN CONJUNCTION WITH SCHEDULE B-1A AND MAY SHOW ONLY SOME OF THE CHANGES DETAILED ON THAT DOCUMENT. SHOULD THE DRAWINGS NOT SHOW ALL ITEMS CONTAINED ON A SCHEDULE OR MISS OTHER ITEMS ALTOGETHER, THE SCHEDULE IS CONSIDERED THE GOVERNING DOCUMENT.
FLOORS CONT

TENDER 2017

I SCOTT IRWIN BCIN 20765 HAVE REVIEWED AND TAKE RESPONSIBILITY FOR DESIGN ACTIVITIES RELATING TO, HOUSE & SMALL BUILDINGS_____.

STRUCTURAL FRAMING SCHEDULE

STEEL LINTEL
S1 – L 90x90x6
S2 – L 90x90x8
S3 – L 100x90x8
S4 – L 125x90x8
S5 – L 125x90x10
S6 – L 200x100x12
S7 – L 150x100x10 (200mm BEARING)

WOOD LINTEL
L1 – (2)38x235 w/ 12.7 PLYWOOD SPACER
L2 – (2)38x235
L3 – (3)38x235
L4 – (3)38x235 w/ 2–12.7 PLYWOOD SPACER & 2 ROW OF 90mm SPIRAL @ 200 o/c
L5 – (3)38x286 w/ 2–12.7 PLYWOOD SPACER & 2 ROW OF 90mm SPIRAL @ 200 o/c
L6 – (2)45x240 L.L 2.0e
L7 – (3)45x240 L.L 2.0e

POSTS
P1 – 75ø STEEL TELEPOST
P2 – (2)38x89 or (2)38x140
P3 – (3)38x89 or (3)38x140
P4 – (4)38x89 or (4)38x140
P5 – (5)38x89 or (5)38x140
P6 – (6)38x89 or (6)38x140
P13 – HSS 88.9x88.9x3.18 + 100x200x12 T&B PL. (*)
P14 – HSS 89x89x4.8 + 100x200x12 T&B PL. (*)
P15 – HSS 76.2x76.2x4.78 + 100x180x12 T&B PL. (*)
P16 – HSS 76.2x76.2x4.78 + 130x130x12 T&B PL.
P17 – HSS 73 O.D. x4.8 + 100x180x12PL B PL. + 130x160x10 T PL. (*)
(*) – 2–12ø ANCH (WHERE ANCH PL. NOT USED)

ALL FOOTINGS 600x200 DP. UNLESS NOTED
SOIL: 100 KPA

F1–34"x34"x8" CONC. PAD c/w 3–15M BARS EW 30"LG
F2–24"x24"x8" CONC. PAD c/w 2–15M BARS EW 20"LG

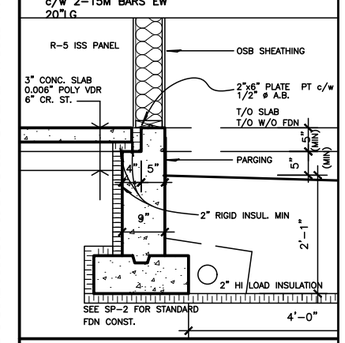


FOUNDATION & FOOTING PLAN WITH W.O.B.

2012 OBC DRAWINGS

| NO | DESCRIPTION | DATE | BY |
|---|---|---|---|
| 2. | AS PER STRUCTURAL | 09/09/16 | |
| 1. | STANDARD DRAWINGS | 11/02/15 | SI |

Valecraft Homes Ltd.

TITLE: Foundation & Footing Plan
Walk Out Basement

ACAD FILE:

SCALE: 3/16" = 1'-0"

1050-The McCaslin
2012 Footprint
(STANDARD DRAWINGS)

DWG. A-6d

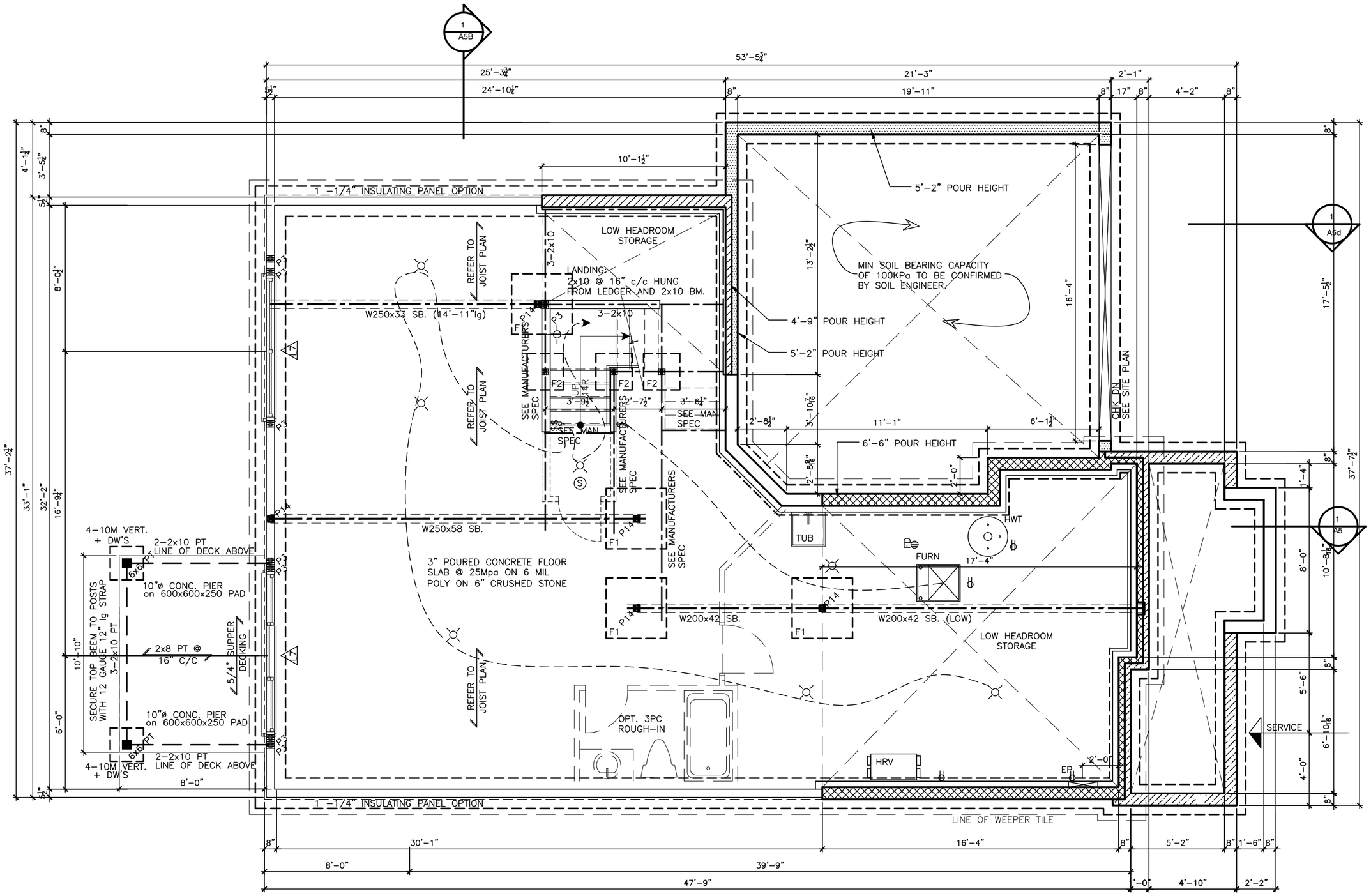


1 A6C Foundation Floor Plan - WOB

LOT XXxx

DATE XX/XX/XX

THIS DRAWINGS IS TO BE USED IN CONJUNCTION WITH SCHEDULE B-1A AND MAY SHOW ONLY SOME OF THE CHANGES DETAILED ON THAT DOCUMENT. SHOULD THE DRAWINGS NOT SHOW ALL ITEMS CONTAINED ON A SCHEDULE OR MISS OTHER ITEMS ALTOGETHER, THE SCHEDULE IS CONSIDERED THE GOVERNING DOCUMENT.
FLOORS CONT

TENDER 2017

I SCOTT IRWIN BCIN 20765 HAVE REVIEWED AND TAKE RESPONSIBILITY FOR DESIGN ACTIVITIES RELATING TO, HOUSE & SMALL BUILDINGS_____.

STRUCTURAL FRAMING SCHEDULE

STEEL LINTEL
- S1 – L 90x90x6
- S2 – L 90x90x8
- S3 – L 100x90x8
- S4 – L 125x90x8
- S5 – L 125x90x10
- S6 – L 200x100x12
- S7 – L 150x100x10 (200mm BEARING)

WOOD LINTEL
- L1 – (2)38x235 w/ 12.7 PLYWOOD SPACER
- L2 – (2)38x235
- L3 – (3)38x235
- L4 – (3)38x235 w/ 2-12.7 PLYWOOD SPACER & 2 ROW OF 90mm SPIRAL @ 200 o/c
- L5 – (3)38x286 w/ 2-12.7 PLYWOOD SPACER & 2 ROW OF 90mm SPIRAL @ 200 o/c
- L6 – (2)45x240 LL 2.0e
- L7 – (3)45x240 LL 2.0e

POSTS
- P1 – 75ø STEEL TELEPOST
- P2 – (2)38x89 or (2)38x140
- P3 – (3)38x89 or (3)38x140
- P4 – (4)38x89 or (4)38x140
- P5 – (5)38x89 or (5)38x140
- P6 – (6)38x89 or (6)38x140
- P13 – HSS 88.9x88.9x3.18 + 100x200x12 T&B PL. (*)
- P14 – HSS 89x89x4.8 + 100x200x12 T&B PL. (*)
- P15 – HSS 76.2x76.2x4.78 + 100x180x12 T&B PL. (*)
- P16 – HSS 76.2x76.2x4.78 + 130x130x12 T&B PL.
- P17 – HSS 73 O.D. x4.8 + 100x180x12PL B PL. + 130x160x10 T PL. (*)
- (*) – 2-12ø ANCH (WHERE ANCH PL NOT USED)

ALL FOOTINGS 600x200 DP. UNLESS NOTED
SOIL: 100 KPA

F1-34"x34"x8" CONC. PAD c/w 3-15M BARS EW 30"LG

F2-24"x24"x8" CONC. PAD c/w 2-15M BARS EW 20"LG

2012 OBC DRAWINGS

| NO | DESCRIPTION | DATE | BY |
|---|---|---|---|
| 2. | AS PER STRUCTURAL | 09/09/16 | |
| 1. | STANDARD DRAWINGS | 11/02/15 | SI |

Valecraft Homes Ltd.

TITLE: Foundation Floor Plan Walk Out Basement

ACAD FILE:

SCALE: 3/16" = 1'-0"

1050-The McCaslin 2012 Footprint (STANDARD DRAWINGS)

DWG. A-6c

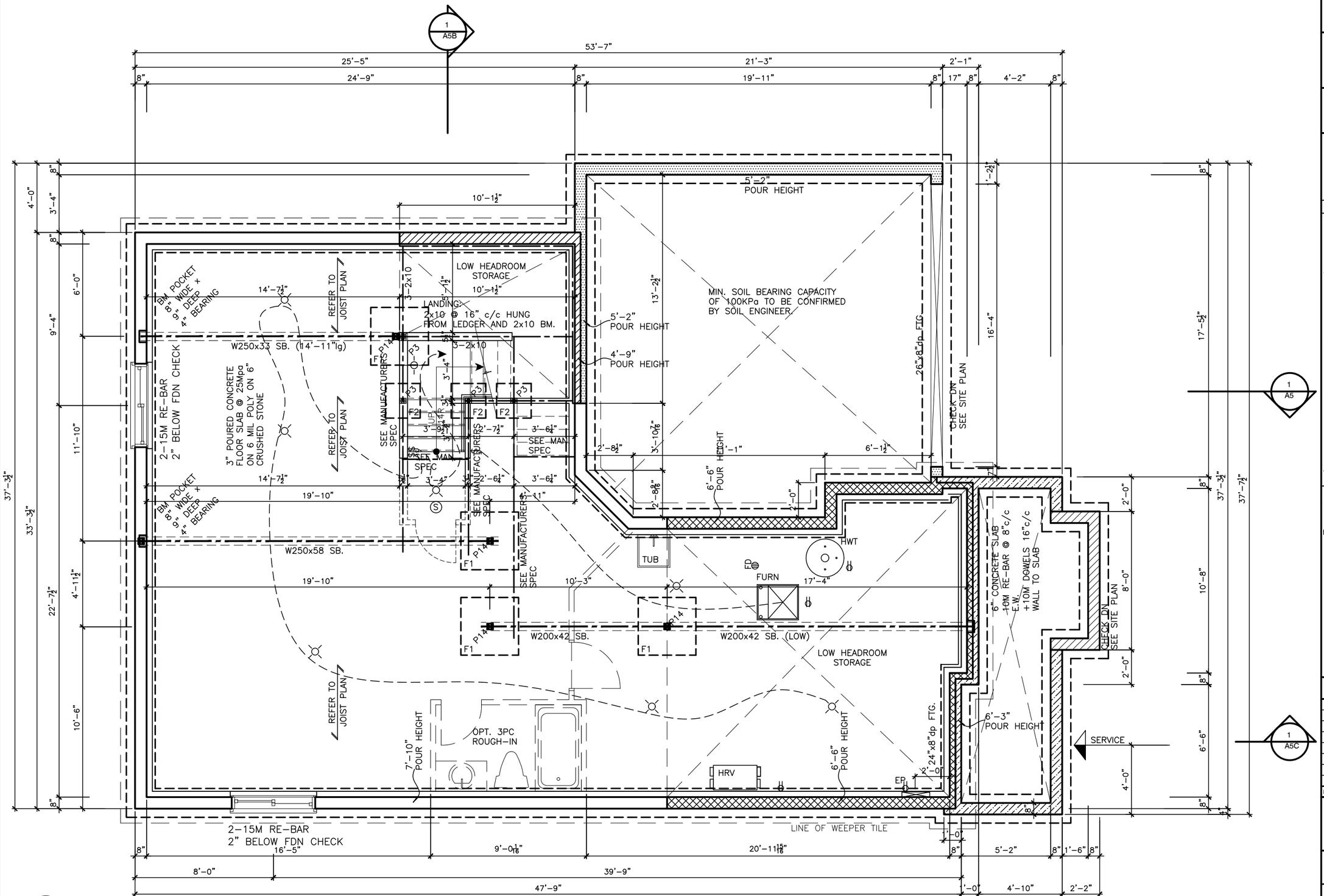


1 A6 Basement Floor Plan - Elevation A

LOT XXxx

DATE XX/XX/XX

THIS DRAWINGS IS TO BE USED IN CONJUNCTION WITH SCHEDULE B-1A AND MAY SHOW ONLY SOME OF THE CHANGES DETAILED ON THAT DOCUMENT. SHOULD THE DRAWINGS NOT SHOW ALL ITEMS CONTAINED ON A SCHEDULE OR MISS OTHER ITEMS ALTOGETHER, THE SCHEDULE IS CONSIDERED THE GOVERNING DOCUMENT.
FLOORS CONT

TENDER 2017

I SCOTT IRWIN BCIN 20765 HAVE REVIEWED AND TAKE RESPONSIBILITY FOR DESIGN ACTIVITIES RELATING TO, HOUSE & SMALL BUILDINGS_____.

STRUCTURAL FRAMING SCHEDULE

STEEL LINTEL
- S1 – L 90x90x6
- S2 – L 90x90x8
- S3 – L 100x90x8
- S4 – L 125x90x8
- S5 – L 125x90x10
- S6 – L 200x100x12
- S7 – L 150x100x10 (200mm BEARING)

WOOD LINTEL
- L1 – (2)38x235 w/ 12.7 PLYWOOD SPACER
- L2 – (2)38x235
- L3 – (3)38x235
- L4 – (3)38x235 w/ 2-12.7 PLYWOOD SPACER & 2 ROW OF 90mm SPIRAL @ 200 o/c
- L5 – (3)38x286 w/ 2-12.7 PLYWOOD SPACER & 2 ROW OF 90mm SPIRAL @ 200 o/c
- L6 – (2)45x240 LL 2.0e
- L7 – (3)45x240 LL 2.0e

POSTS
- P1 – 75ø STEEL TELEPOST
- P2 – (2)38x89 or (2)38x140
- P3 – (3)38x89 or (3)38x140
- P4 – (4)38x89 or (4)38x140
- P5 – (5)38x89 or (5)38x140
- P6 – (6)38x89 or (6)38x140
- P13 – HSS 88.9x88.9x3.18 + 100x200x12 T&B PL. (*)
- P14 – HSS 89x89x4.8 + 100x200x12 T&B PL. (*)
- P15 – HSS 76.2x76.2x4.78 + 100x180x12 T&B PL. (*)
- P16 – HSS 76.2x76.2x4.78 + 130x130x12 T&B PL.
- P17 – HSS 73 O.D. x4.8 + 100x180x12PL B PL. + 130x160x10 T PL. (*)
- (*) – 2-12ø ANCH (WHERE ANCH PL. NOT USED)

ALL FOOTINGS 600x200 DP. UNLESS NOTED
SOIL: 100 KPA

F1– 34"x34"x8" CONC. PAD c/w 3-15M BARS EW 30"LG

F2– 24"x24"x8" CONC. PAD c/w 2-15M BARS EW 20"LG

2012 OBC DRAWINGS

| NO | DESCRIPTION | DATE | BY |
|---|---|---|---|
| 2. | AS PER STRUCTURAL | 09/09/16 | |
| 1. | STANDARD DRAWINGS | 11/02/15 | SI |

Valecraft Homes Ltd.

TITLE: Basement Floor Plan Elevation A

ACAD FILE:

SCALE: 3/16" = 1'-0"

1050-The McCaslin 2012 Footprint (STANDARD DRAWINGS)

DWG. A-6

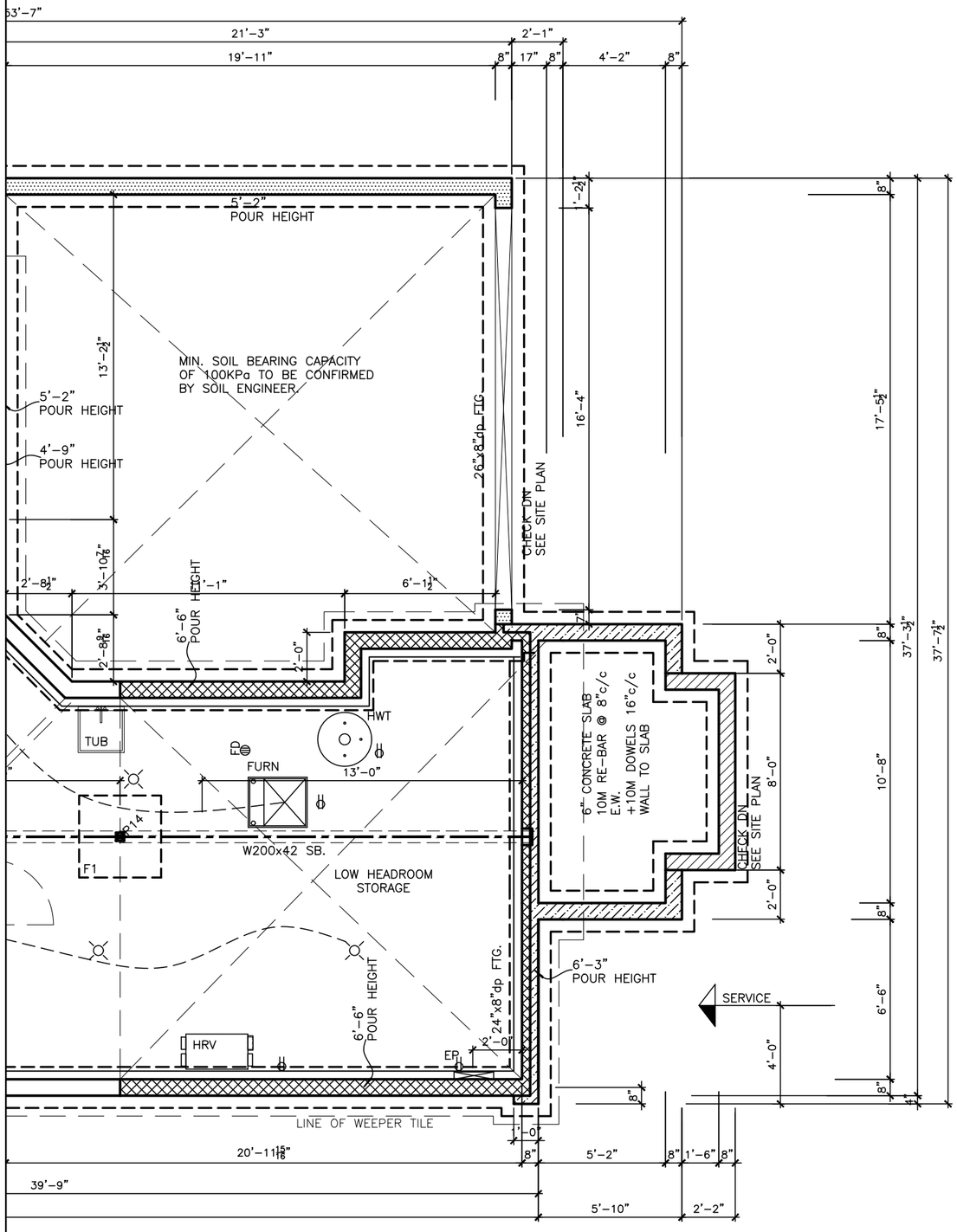


1 A6b Basement Floor Plan Elevation B

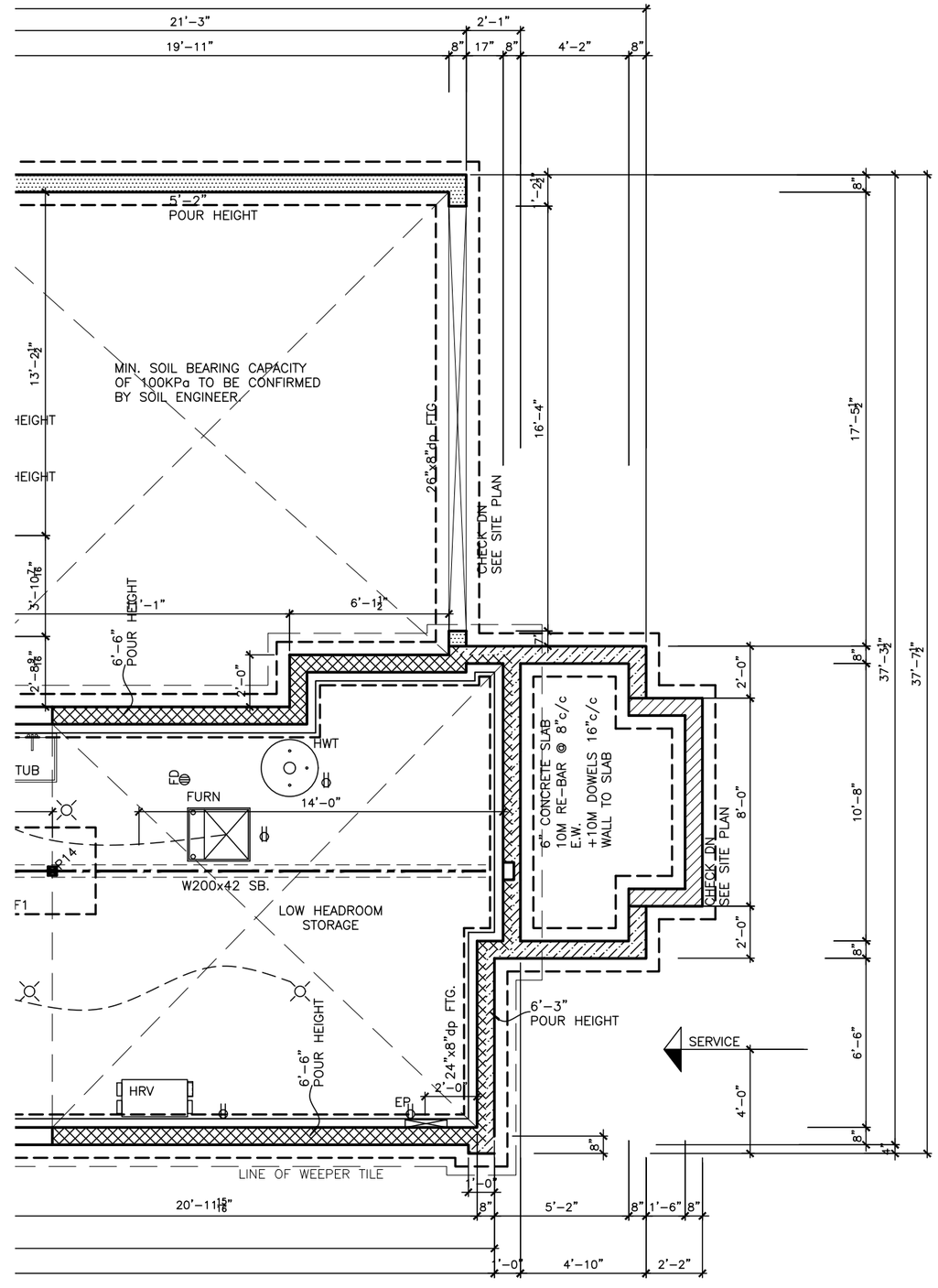


2 A6b Basement Floor Plan Elevation C

LOT XXxx

DATE XX/XX/XX

THIS DRAWINGS IS TO BE USED IN CONJUNCTION WITH SCHEDULE B-1A AND MAY SHOW ONLY SOME OF THE CHANGES DETAILED ON THAT DOCUMENT. SHOULD THE DRAWINGS NOT SHOW ALL ITEMS CONTAINED ON A SCHEDULE OR MISS OTHER ITEMS ALTOGETHER, THE SCHEDULE IS CONSIDERED THE GOVERNING DOCUMENT.
FLOORS CONT

TENDER 2017

I SCOTT IRWIN BCIN 20765 HAVE REVIEWED AND TAKE RESPONSIBILITY FOR DESIGN ACTIVITIES RELATING TO, HOUSE & SMALL BUILDINGS_____.

STRUCTURAL FRAMING SCHEDULE

STEEL LINTEL
- S1 – L 90x90x6
- S2 – L 90x90x8
- S3 – L 100x90x8
- S4 – L 125x90x8
- S5 – L 125x90x10
- S6 – L 200x100x12
- S7 – L 150x100x10 (200mm BEARING)

WOOD LINTEL
- L1 – (2)38x235 w/ 12.7 PLYWOOD SPACER
- L2 – (2)38x235
- L3 – (3)38x235
- L4 – (3)38x235 w/ 2–12.7 PLYWOOD SPACER & 2 ROW OF 90mm SPIRAL @ 200 o/c
- L5 – (3)38x286 w/ 2–12.7 PLYWOOD SPACER & 2 ROW OF 90mm SPIRAL @ 200 o/c
- L6 – (2)45x240 LL 2.0e
- L7 – (3)45x240 LL 2.0e

POSTS
- P1 – 75ø STEEL TELEPOST
- P2 – (2)38x89 or (2)38x140
- P3 – (3)38x89 or (3)38x140
- P4 – (4)38x89 or (4)38x140
- P5 – (5)38x89 or (5)38x140
- P6 – (6)38x89 or (6)38x140
- P13 – HSS 88.9x88.9x3.18 + 100x200x12 T&B PL. (*)
- P14 – HSS 89x89x4.8 + 100x200x12 T&B PL. (*)
- P15 – HSS 76.2x76.2x4.78 + 100x180x12 T&B PL. (*)
- P16 – HSS 76.2x76.2x4.78 + 130x130x12 T&B PL.
- P17 – HSS 73 O.D. x4.8 + 100x180x12PL B PL. + 130x160x10 T PL. (*)

(*) – 2–12ø ANCH (WHERE ANCH PL. NOT USED)
ALL FOOTINGS 600x200 DP. UNLESS NOTED
SOIL: 100 KPA

F1– 34"x34"x8" CONC. PAD
c/w 3–15M BARS EW
30"LG

F2– 24"x24"x8" CONC. PAD
c/w 2–15M BARS EW
20"LG

2012 OBC DRAWINGS

| NO | DESCRIPTION | DATE | BY |
|---|---|---|---|
| 2. | AS PER STRUCTURAL | 09/09/16 | |
| 1. | STANDARD DRAWINGS | 11/02/15 | SI |

Valecraft Homes Ltd.

TITLE: Basement Floor Plan Elevation B & C

ACAD FILE:

SCALE: 3/16" = 1'-0"

1050-The McCaslin
2012 Footprint
(STANDARD DRAWINGS)

DWG. A-6b

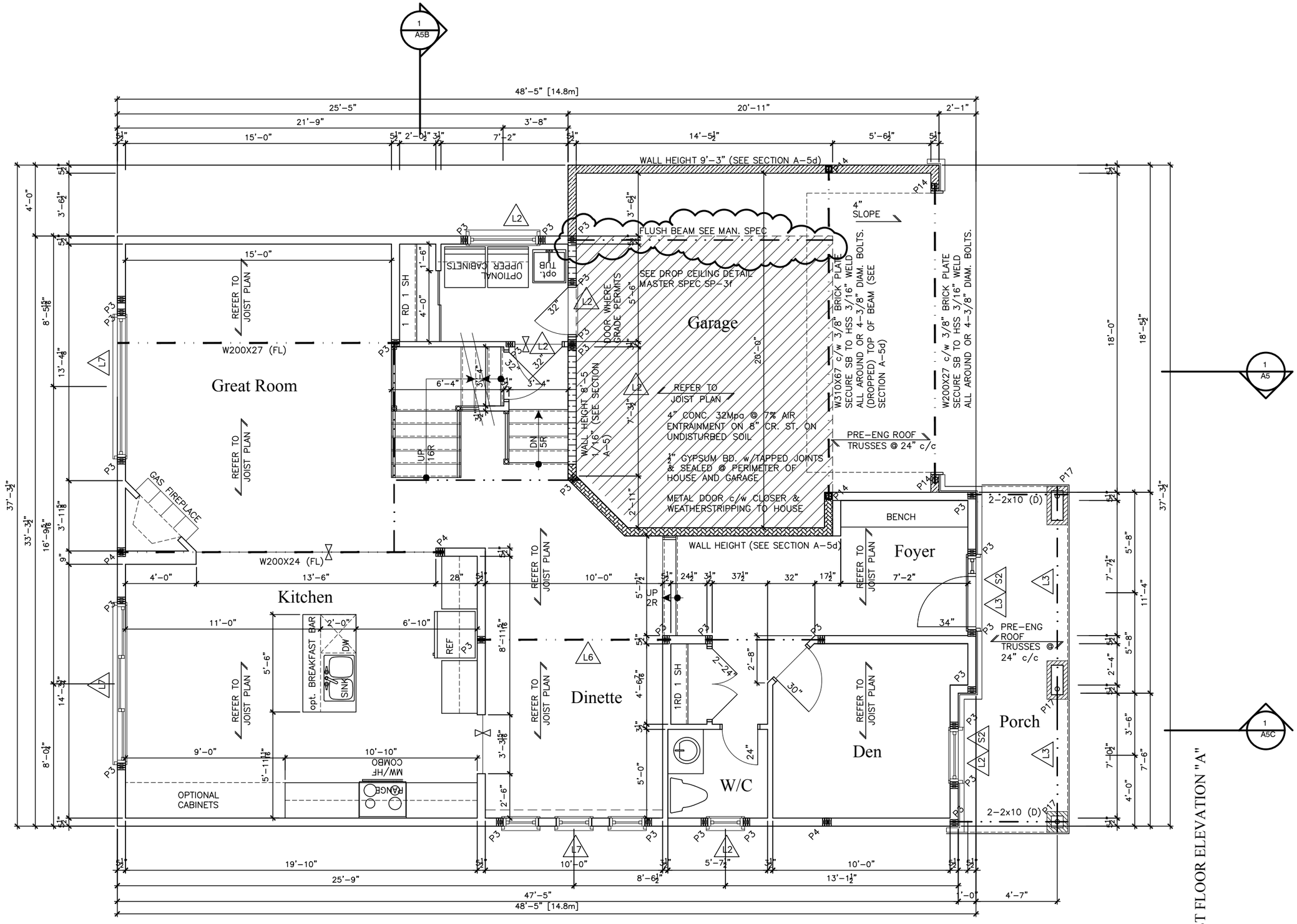


1 A7 First Floor Plan Elevation A

LOT XXxx

DATE XX/XX/XX

THIS DRAWINGS IS TO BE USED IN CONJUNCTION WITH SCHEDULE B-1A AND MAY SHOW ONLY SOME OF THE CHANGES DETAILED ON THAT DOCUMENT. SHOULD THE DRAWINGS NOT SHOW ALL ITEMS CONTAINED ON A SCHEDULE OR MISS OTHER ITEMS ALTOGETHER, THE SCHEDULE IS CONSIDERED THE GOVERNING DOCUMENT.
FLOORS CONT

TENDER 2017

I SCOTT IRWIN BCIN 20765 HAVE REVIEWED AND TAKE RESPONSIBILITY FOR DESIGN ACTIVITIES RELATING TO, HOUSE & SMALL BUILDINGS.

STRUCTURAL FRAMING SCHEDULE

STEEL LINTEL
- S1 – L 90x90x6
- S2 – L 90x90x8
- S3 – L 100x90x8
- S4 – L 125x90x8
- S5 – L 125x90x10
- S6 – L 200x100x12
- S7 – L 150x100x10 (200mm BEARING)

WOOD LINTEL
- L1 – (2)38x235 w/ 12.7 PLYWOOD SPACER
- L2 – (2)38x235
- L3 – (3)38x235
- L4 – (3)38x235 w/ 2-12.7 PLYWOOD SPACER & 2 ROW OF 90mm SPIRAL @ 200 o/c
- L5 – (3)38x286 w/ 2-12.7 PLYWOOD SPACER & 2 ROW OF 90mm SPIRAL @ 200 o/c
- L6 – (2)45x240 LL 2.0e
- L7 – (3)45x240 LL 2.0e

POSTS
- P1 – 75ø STEEL TELEPOST
- P2 – (2)38x89 or (2)38x140
- P3 – (3)38x89 or (3)38x140
- P4 – (4)38x89 or (4)38x140
- P5 – (5)38x89 or (5)38x140
- P6 – (6)38x89 or (6)38x140
- P13 – HSS 88.9x88.9x3.18 + 100x200x12 T&B PL. (*)
- P14 – HSS 89x89x4.8 + 100x200x12 T&B PL. (*)
- P15 – HSS 76.2x76.2x4.78 + 100x180x12 T&B PL. (*)
- P16 – HSS 76.2x76.2x4.78 + 130x130x12 T&B PL.
- P17 – HSS 73 O.D. x4.8 + 100x180x12PL B PL. + 130x160x10 T PL. (*)
- (*) – 2-12ø ANCH (WHERE ANCH PL. NOT USED)

ALL FOOTINGS 600x200 DP. UNLESS NOTED
SOIL: 100 KPA

F1-34"x34"x8" CONC. PAD c/w 3-15M BARS EW 30"LG

F2-24"x24"x8" CONC. PAD c/w 2-15M BARS EW 20"LG

2012 OBC DRAWINGS

| NO | DESCRIPTION | DATE | BY |
|---|---|---|---|
| 3. | WALL HEIGHTS ADDED | 09/15/17 | SI |
| 2. | AS PER STRUCTURAL | 09/09/16 | |
| 1. | STANDARD DRAWINGS | 02/11/15 | SI |

Valecraft Homes Ltd.

TITLE: 1st Floor Plan - Elevation A

ACAD FILE:

SCALE: 3/16" = 1'-0"

1050-The McCaslin 2012 Footprint (STANDARD DRAWINGS)

DWG. A-7

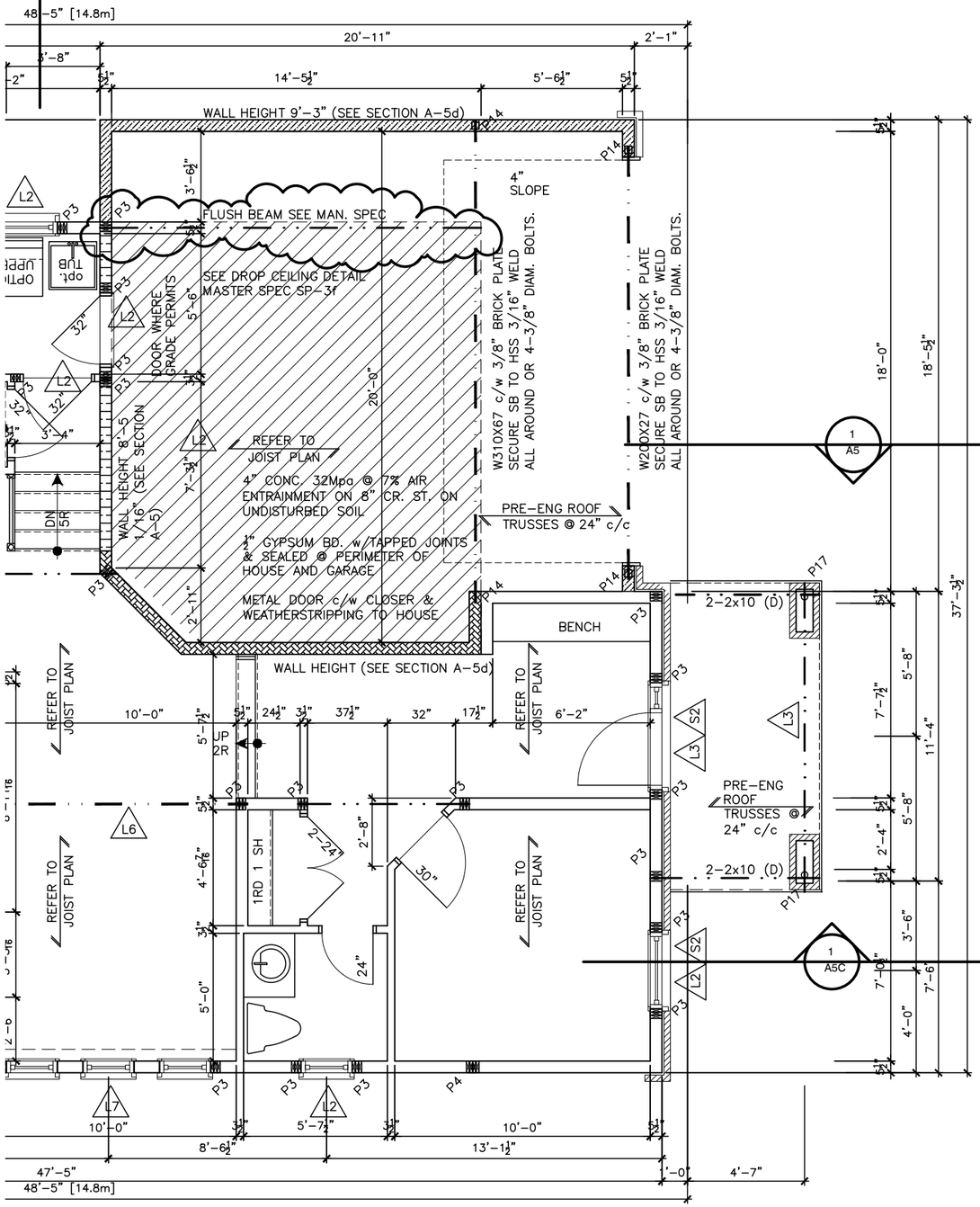


1 A7b First Floor Plan Elevation B

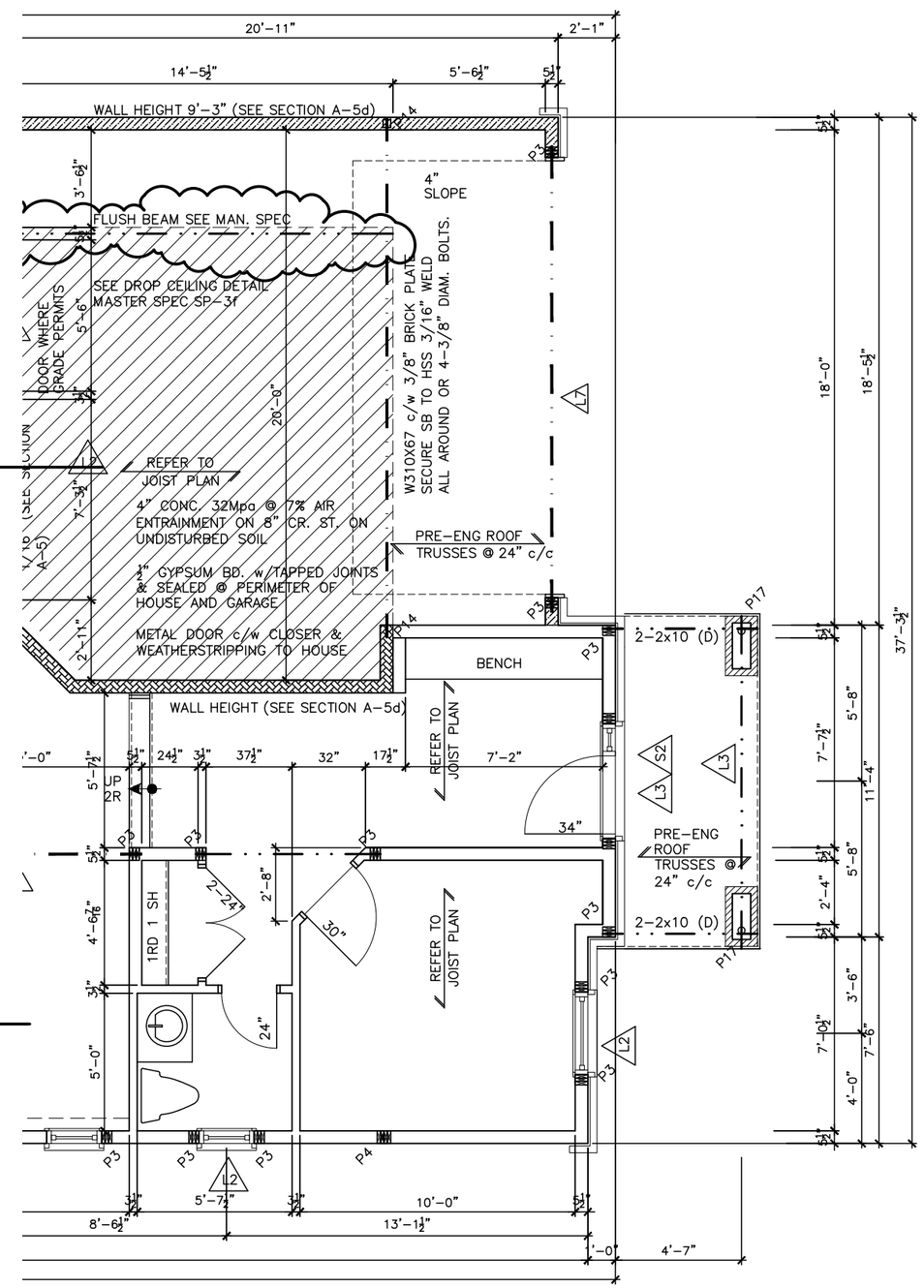


2 A7b First Floor Plan Elevation C

FIRST FLOOR ELEVATION "B"

FIRST FLOOR ELEVATION "C"

LOT XXxx

DATE XX/XX/XX

THIS DRAWINGS IS TO BE USED IN CONJUNCTION WITH SCHEDULE B-1A AND MAY SHOW ONLY SOME OF THE CHANGES DETAILED ON THAT DOCUMENT. SHOULD THE DRAWINGS NOT SHOW ALL ITEMS CONTAINED ON A SCHEDULE OR MISS OTHER ITEMS ALTOGETHER, THE SCHEDULE IS CONSIDERED THE GOVERNING DOCUMENT.
FLOORS CONT

TENDER 2017

I SCOTT IRWIN BCIN 20765 HAVE REVIEWED AND TAKE RESPONSIBILITY FOR DESIGN ACTIVITIES RELATING TO, HOUSE & SMALL BUILDINGS.

STRUCTURAL FRAMING SCHEDULE

STEEL LINTEL
- S1 – L 90x90x6
- S2 – L 90x90x8
- S3 – L 100x90x8
- S4 – L 125x90x8
- S5 – L 125x90x10
- S6 – L 200x100x12
- S7 – L 150x100x10 (200mm BEARING)

WOOD LINTEL
- L1 – (2)38x235 w/ 12.7 PLYWOOD SPACER
- L2 – (2)38x235
- L3 – (3)38x235
- L4 – (3)38x235 w/ 2-12.7 PLYWOOD SPACER & 2 ROW OF 90mm SPIRAL @ 200 o/c
- L5 – (3)38x286 w/ 2-12.7 PLYWOOD SPACER & 2 ROW OF 90mm SPIRAL @ 200 o/c
- L6 – (2)45x240 LL 2.0e
- L7 – (3)45x240 LL 2.0e

POSTS
- P1 – 75ø STEEL TELEPOST
- P2 – (2)38x89 or (2)38x140
- P3 – (3)38x89 or (3)38x140
- P4 – (4)38x89 or (4)38x140
- P5 – (5)38x89 or (5)38x140
- P6 – (6)38x89 or (6)38x140
- P13 – HSS 88.9x88.9x3.18 + 100x200x12 T&B PL. (*)
- P14 – HSS 89x89x4.8 + 100x200x12 T&B PL. (*)
- P15 – HSS 76.2x76.2x4.78 + 100x180x12 T&B PL. (*)
- P16 – HSS 76.2x76.2x4.78 + 130x130x12 T&B PL.
- P17 – HSS 73 O.D. x4.8 + 100x180x12PL B PL. + 130x160x10 T PL. (*)
- (*) – 2-12ø ANCH (WHERE ANCH PL. NOT USED)

ALL FOOTINGS 600x200 DP. UNLESS NOTED
SOIL: 100 KPA

F1– 34"x34"x8" CONC. PAD c/w 3-15M BARS EW 30"LG

F2– 24"x24"x8" CONC. PAD c/w 2-15M BARS EW 20"LG

2012 OBC DRAWINGS

| NO | DESCRIPTION | DATE | BY |
|---|---|---|---|
| 3. | WALL HEIGHTS | 09/15/17 | SI |
| 2. | AS PER STRUCTURAL | 09/09/16 | |
| 1. | STANDARD DRAWINGS | 02/11/15 | SI |

Valecraft Homes Ltd.

TITLE: 1st Floor Plan - Elevation B&C

ACAD FILE:

SCALE: 3/16" = 1'-0"

1050-The McCaslin
2012 Footprint
(STANDARD DRAWINGS)

DWG. A-7b

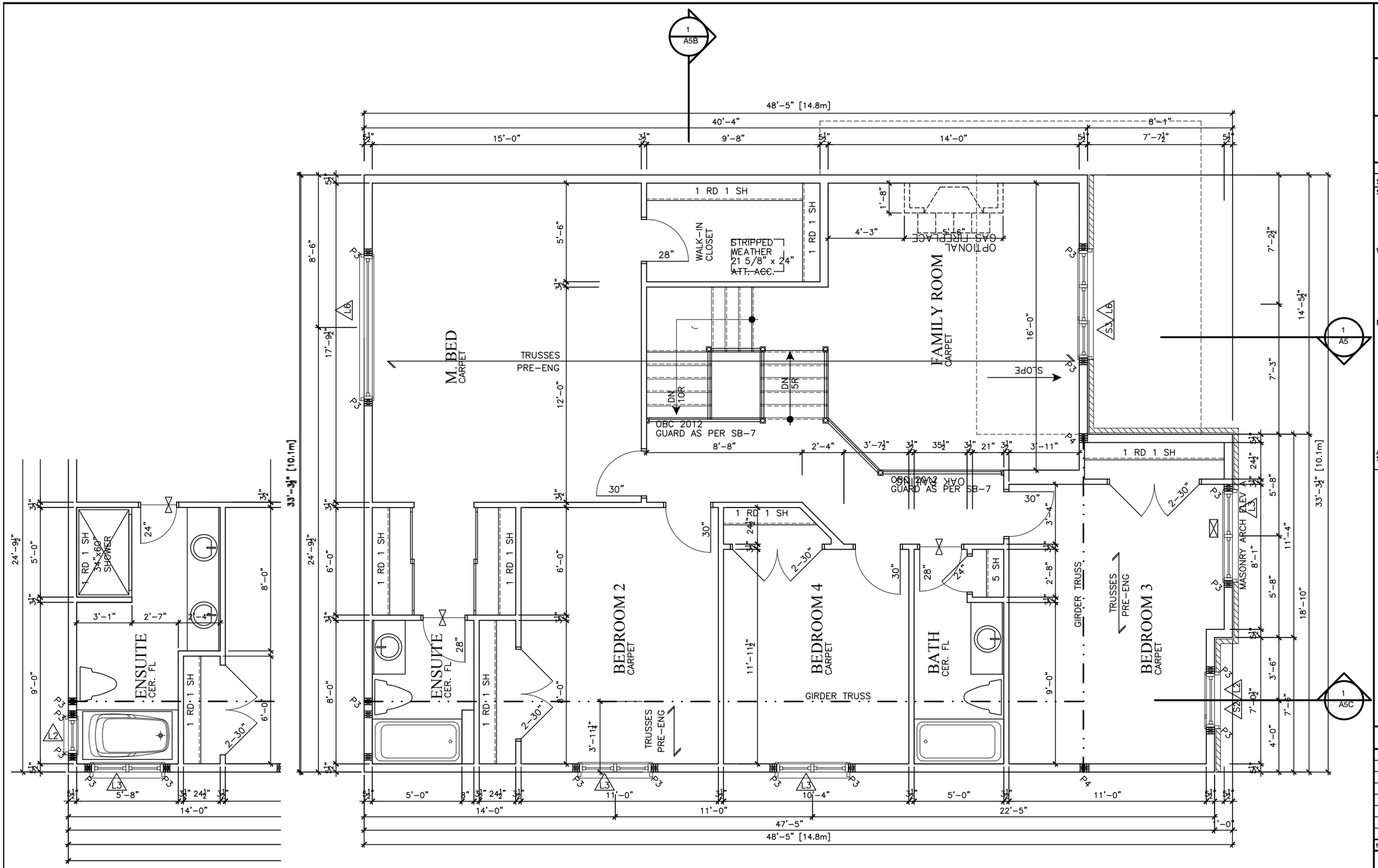


OPTIONAL. 4PC ENSUITE

1/A8 Second Floor Plan Elevation A

LOT XXxx

DATE XX/XX/XX

THIS DRAWINGS IS TO BE USED IN CONJUNCTION WITH SCHEDULE B-1A AND MAY SHOW ONLY SOME OF THE CHANGES DETAILED ON THAT DOCUMENT. SHOULD THE DRAWINGS NOT SHOW ALL ITEMS CONTAINED ON A SCHEDULE OR MISS OTHER ITEMS ALTOGETHER, THE SCHEDULE IS CONSIDERED THE GOVERNING DOCUMENT.
FLOORS CONT

TENDER 2017

I SCOTT IRWIN BCIN 20765 HAVE REVIEWED AND TAKE RESPONSIBILITY FOR DESIGN ACTIVITIES RELATING TO, HOUSE & SMALL BUILDINGS_____.

STRUCTURAL FRAMING SCHEDULE

STEEL LINTEL
- S1 – L 90x90x6
- S2 – L 90x90x8
- S3 – L 100x90x8
- S4 – L 125x90x8
- S5 – L 125x90x10
- S6 – L 200x100x12
- S7 – L 150x100x10 (200mm BEARING)

WOOD LINTEL
- L1 – (2)38x235 w/ 12.7 PLYWOOD SPACER
- L2 – (2)38x235
- L3 – (3)38x235
- L4 – (3)38x235 w/ 2-12.7 PLYWOOD SPACER & 2 ROW OF 90mm SPIRAL @ 200 o/c
- L5 – (3)38x286 w/ 2-12.7 PLYWOOD SPACER & 2 ROW OF 90mm SPIRAL @ 200 o/c
- L6 – (2)45x240 LL 2.0e
- L7 – (3)45x240 LL 2.0e

POSTS
- P1 – 75ø STEEL TELEPOST
- P2 – (2)38x89 or (2)38x140
- P3 – (3)38x89 or (3)38x140
- P4 – (4)38x89 or (4)38x140
- P5 – (5)38x89 or (5)38x140
- P6 – (6)38x89 or (6)38x140
- P13 – HSS 88.9x88.9x3.18 + 100x200x12 T&B PL. (*)
- P14 – HSS 89x89x4.8 + 100x200x12 T&B PL. (*)
- P15 – HSS 76.2x76.2x4.78 + 100x180x12 T&B PL. (*)
- P16 – HSS 76.2x76.2x4.78 + 130x130x12 T&B PL.
- P17 – HSS 73 O.D. x4.8 + 100x180x12PL B PL. + 130x160x10 T PL. (*)
- (*) – 2-12ø ANCH (WHERE ANCH PL. NOT USED)

ALL FOOTINGS 600x200 DP. UNLESS NOTED
SOIL: 100 KPA

2012 OBC DRAWINGS

| NO | DESCRIPTION | DATE | BY |
|---|---|---|---|
| | AS PER STRUCTURAL | 09/09/16 | |
| | STANDARD DRAWINGS | 02/11/15 | SI |

Valecraft Homes Ltd.

TITLE: 2nd Floor Plan - Elevation A

ACAD FILE:

SCALE: 3/16" = 1'-0"

1050-The McCaslin
2012 Footprint
(STANDARD DRAWINGS)

DWG. A-8

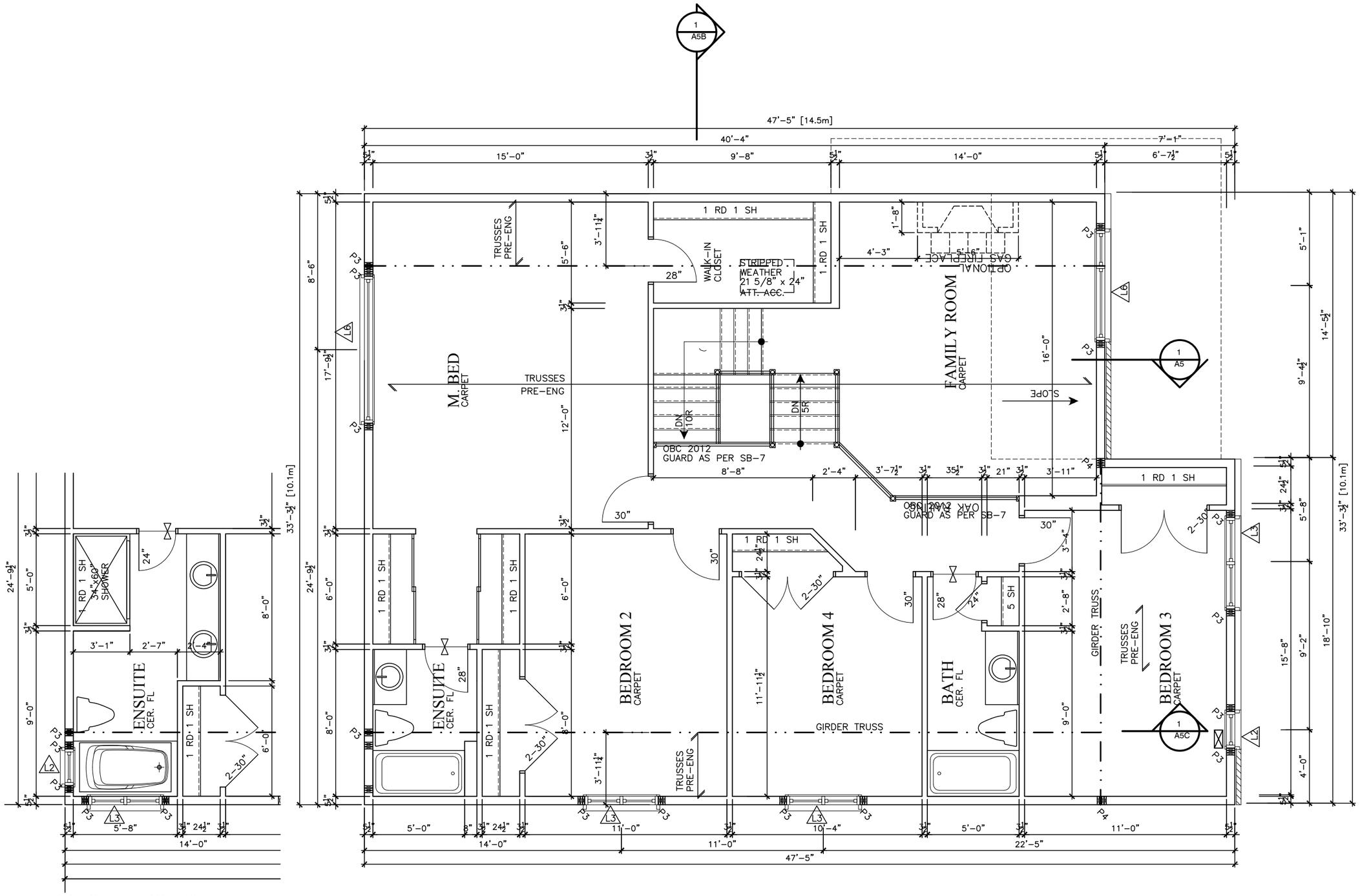


OPTIONAL. 4PC ENSUITE

1 / A8b Second Floor Plan Elevation B

SECOND FLOOR ELEVATION "B"

LOT XXxx

DATE XX/XX/XX

THIS DRAWINGS IS TO BE USED IN CONJUNCTION WITH SCHEDULE B-1A AND MAY SHOW ONLY SOME OF THE CHANGES DETAILLED ON THAT DOCUMENT. SHOULD THE DRAWINGS NOT SHOW ALL ITEMS CONTAINED ON A SCHEDULE OR MISS OTHER ITEMS ALTOGETHER, THE SCHEDULE IS CONSIDERED THE GOVERNING DOCUMENT.
FLOORS CONT

TENDER 2017

I SCOTT IRWIN BCIN 20765 HAVE REVIEWED AND TAKE RESPONSIBILITY FOR DESIGN ACTIVITIES RELATING TO, HOUSE & SMALL BUILDINGS_____.

STRUCTURAL FRAMING SCHEDULE

STEEL LINTEL
- S1 – L 90x90x6
- S2 – L 90x90x8
- S3 – L 100x90x8
- S4 – L 125x90x8
- S5 – L 125x90x10
- S6 – L 200x100x12
- S7 – L 150x100x10 (200mm BEARING)

WOOD LINTEL
- L1 – (2)38x235 w/ 12.7 PLYWOOD SPACER
- L2 – (2)38x235
- L3 – (3)38x235
- L4 – (3)38x235 w/ 2-12.7 PLYWOOD SPACER & 2 ROW OF 90mm SPIRAL @ 200 o/c
- L5 – (3)38x286 w/ 2-12.7 PLYWOOD SPACER & 2 ROW OF 90mm SPIRAL @ 200 o/c
- L6 – (2)45x240 LL 2.0e
- L7 – (3)45x240 LL 2.0e

POSTS
- P1 – 75ø STEEL TELEPOST
- P2 – (2)38x89 or (2)38x140
- P3 – (3)38x89 or (3)38x140
- P4 – (4)38x89 or (4)38x140
- P5 – (5)38x89 or (5)38x140
- P6 – (6)38x89 or (6)38x140
- P13 – HSS 88.9x88.9x3.18 + 100x200x12 T&B PL. (*)
- P14 – HSS 89x89x4.8 + 100x200x12 T&B PL. (*)
- P15 – HSS 76.2x76.2x4.78 + 100x180x12 T&B PL. (*)
- P16 – HSS 76.2x76.2x4.78 + 130x130x12 T&B PL.
- P17 – HSS 73 O.D. x4.8 + 100x180x12PL B PL. + 130x160x10 T PL. (*)
- (*) – 2-12ø ANCH (WHERE ANCH PL. NOT USED)

ALL FOOTINGS 600x200 DP. UNLESS NOTED
SOIL: 100 KPA

2012 OBC DRAWINGS

| NO | DESCRIPTION | DATE | BY |
|---|---|---|---|
| | AS PER STRUCTURAL | 09/09/16 | |
| | STANDARD DRAWINGS | 02/11/15 | SI |

Valecraft Homes Ltd.

TITLE: 2nd Floor Plan - Elevation B

ACAD FILE:

SCALE: 3/16" = 1'-0"

1050-The McCaslin
2012 Footprint
(STANDARD DRAWINGS)

DWG. A-8b

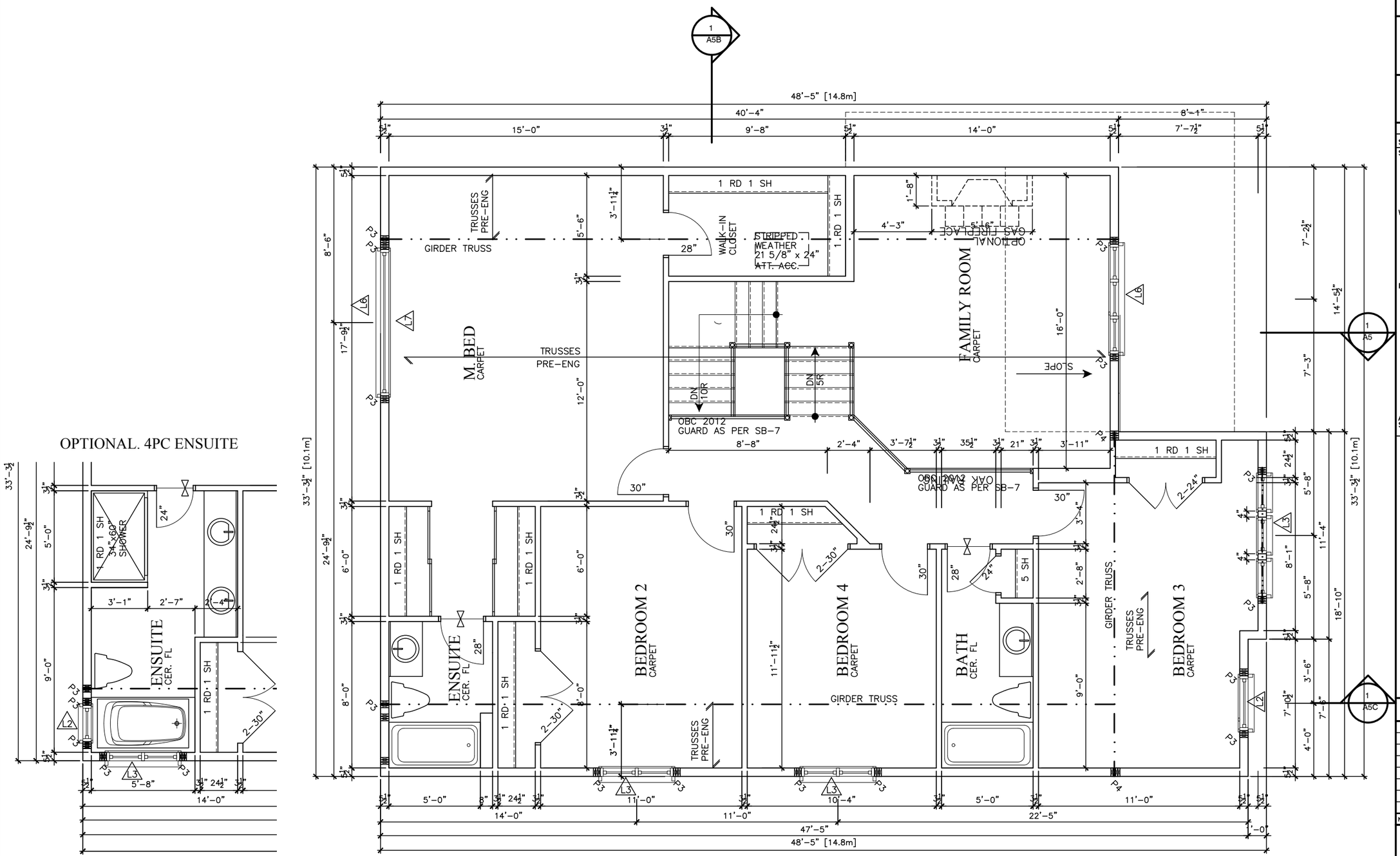


1 / A8c Second Floor Plan Elevation C

LOT XXxx

DATE XX/XX/XX

THIS DRAWINGS IS TO BE USED IN CONJUNCTION WITH SCHEDULE B-1A AND MAY SHOW ONLY SOME OF THE CHANGES DETAILLED ON THAT DOCUMENT. SHOULD THE DRAWINGS NOT SHOW ALL ITEMS CONTAINED ON A SCHEDULE OR MISS OTHER ITEMS ALTOGETHER, THE SCHEDULE IS CONSIDERED THE GOVERNING DOCUMENT.
FLOORS CONT

TENDER 2017

I SCOTT IRWIN BCIN 20765 HAVE REVIEWED AND TAKE RESPONSIBILITY FOR DESIGN ACTIVITIES RELATING TO, HOUSE & SMALL BUILDINGS_____.

STRUCTURAL FRAMING SCHEDULE

STEEL LINTEL
- S1 – L 90x90x6
- S2 – L 90x90x8
- S3 – L 100x90x8
- S4 – L 125x90x8
- S5 – L 125x90x10
- S6 – L 200x100x12
- S7 – L 150x100x10 (200mm BEARING)

WOOD LINTEL
- L1 – (2)38x235 w/ 12.7 PLYWOOD SPACER
- L2 – (2)38x235
- L3 – (3)38x235
- L4 – (3)38x235 w/ 2-12.7 PLYWOOD SPACER & 2 ROW OF 90mm SPIRAL @ 200 o/c
- L5 – (3)38x286 w/ 2-12.7 PLYWOOD SPACER & 2 ROW OF 90mm SPIRAL @ 200 o/c
- L6 – (2)45x240 LL 2.0e
- L7 – (3)45x240 LL 2.0e

POSTS
- P1 – 75ø STEEL TELEPOST
- P2 – (2)38x89 or (2)38x140
- P3 – (3)38x89 or (3)38x140
- P4 – (4)38x89 or (4)38x140
- P5 – (5)38x89 or (5)38x140
- P6 – (6)38x89 or (6)38x140
- P13 – HSS 88.9x88.9x3.18 + 100x200x12 T&B PL. (*)
- P14 – HSS 89x89x4.8 + 100x200x12 T&B PL. (*)
- P15 – HSS 76.2x76.2x4.78 + 100x180x12 T&B PL. (*)
- P16 – HSS 76.2x76.2x4.78 + 130x130x12 T&B PL.
- P17 – HSS 73 O.D. x4.8 + 100x180x12PL B PL. + 130x160x10 T PL. (*)

(*) – 2-12ø ANCH (WHERE ANCH PL. NOT USED)
ALL FOOTINGS 600x200 DP. UNLESS NOTED
SOIL: 100 KPA

2012 OBC DRAWINGS

| NO | DESCRIPTION | DATE | BY |
|---|---|---|---|
| | AS PER STRUCTURAL | 09/09/16 | |
| | STANDARD DRAWINGS | 02/11/15 | SI |

Valecraft Homes Ltd.

TITLE: 2nd Floor Plan - Elevation C

ACAD FILE:

SCALE: 3/16" = 1'-0"

1050-The McCaslin
2012 Footprint
(STANDARD DRAWINGS)

DWG. A-8c

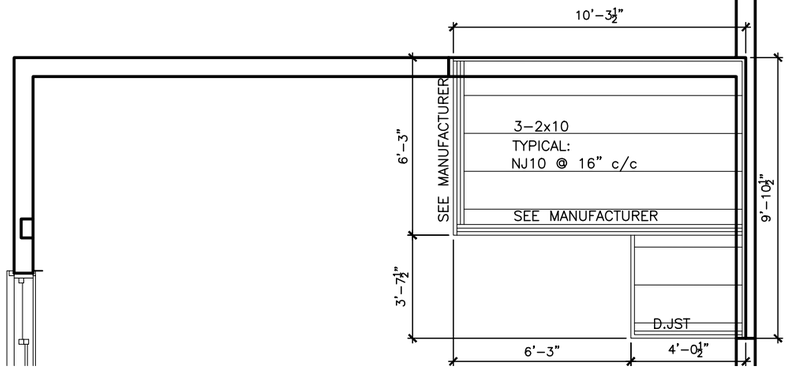


1 J1b First Floor Joist Plan

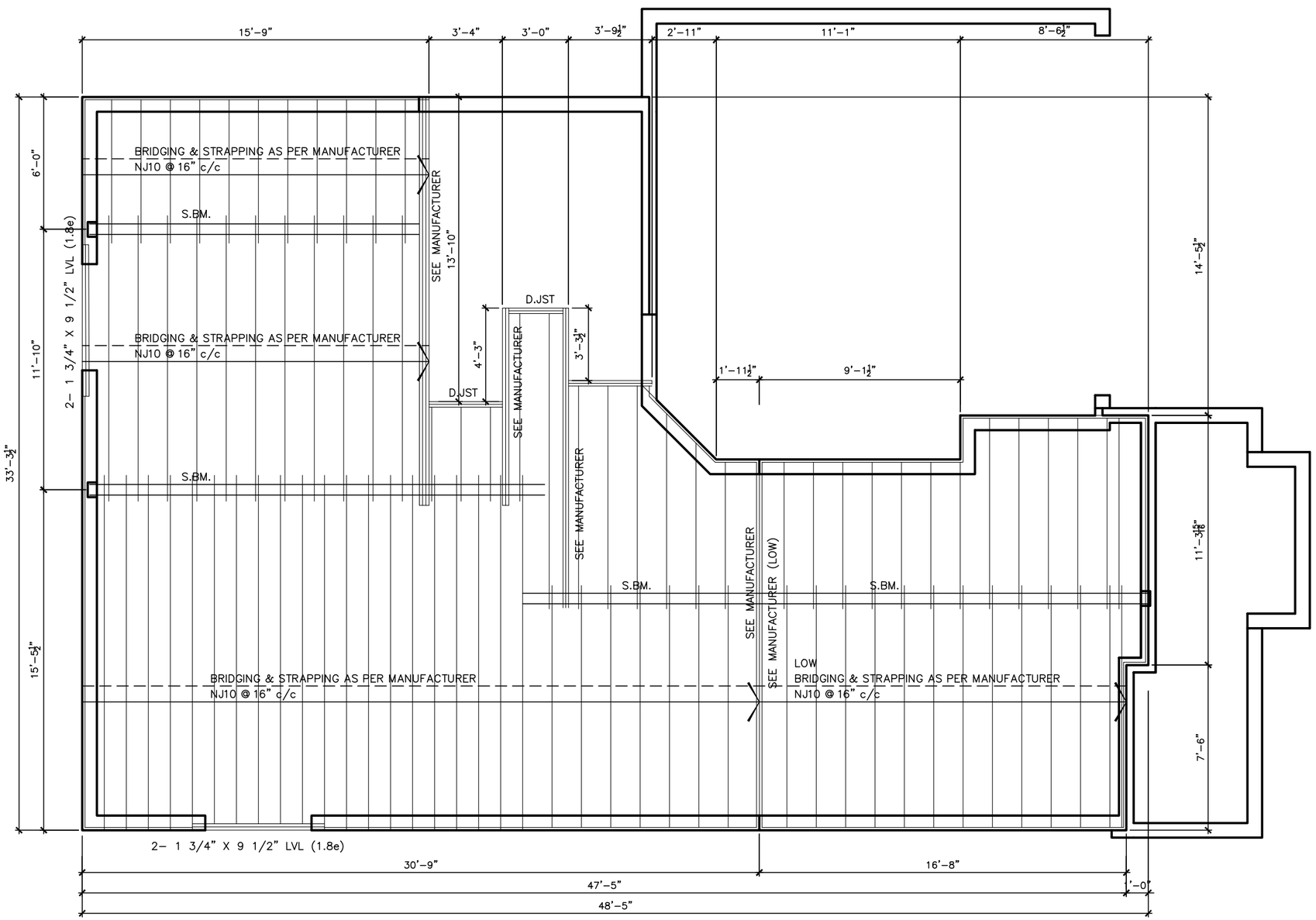


LOT XXxx

DATE XX/XX/XX

THIS DRAWINGS IS TO BE USED IN CONJUNCTION WITH SCHEDULE B-1A AND MAY SHOW ONLY SOME OF THE CHANGES DETAILLED ON THAT DOCUMENT. SHOULD THE DRAWINGS NOT SHOW ALL ITEMS CONTAINED ON A SCHEDULE OR MISS OTHER ITEMS ALTOGETHER, THE SCHEDULE IS CONSIDERED THE GOVERNING DOCUMENT.
FLOORS CONT

TENDER 2017

I SCOTT IRWIN BCIN 20765 HAVE REVIEWED AND TAKE RESPONSIBILITY FOR DESIGN ACTIVITIES RELATING TO, HOUSE & SMALL BUILDINGS_____.

2012 OBC DRAWINGS

| NO | DESCRIPTION | DATE | BY |
|---|---|---|---|
| 2. | AS PER STRUCTURAL | 09/09/16 | |
| 1. | STANDARD DRAWINGS | 02/11/15 | SI |

Valecraft Homes Ltd.

TITLE: 1st Floor Joist Plan

ACAD FILE:

SCALE: 3/16" = 1'-0"

1050-The McCaslin
2012 Footprint
(STANDARD DRAWINGS)

DWG. J-1

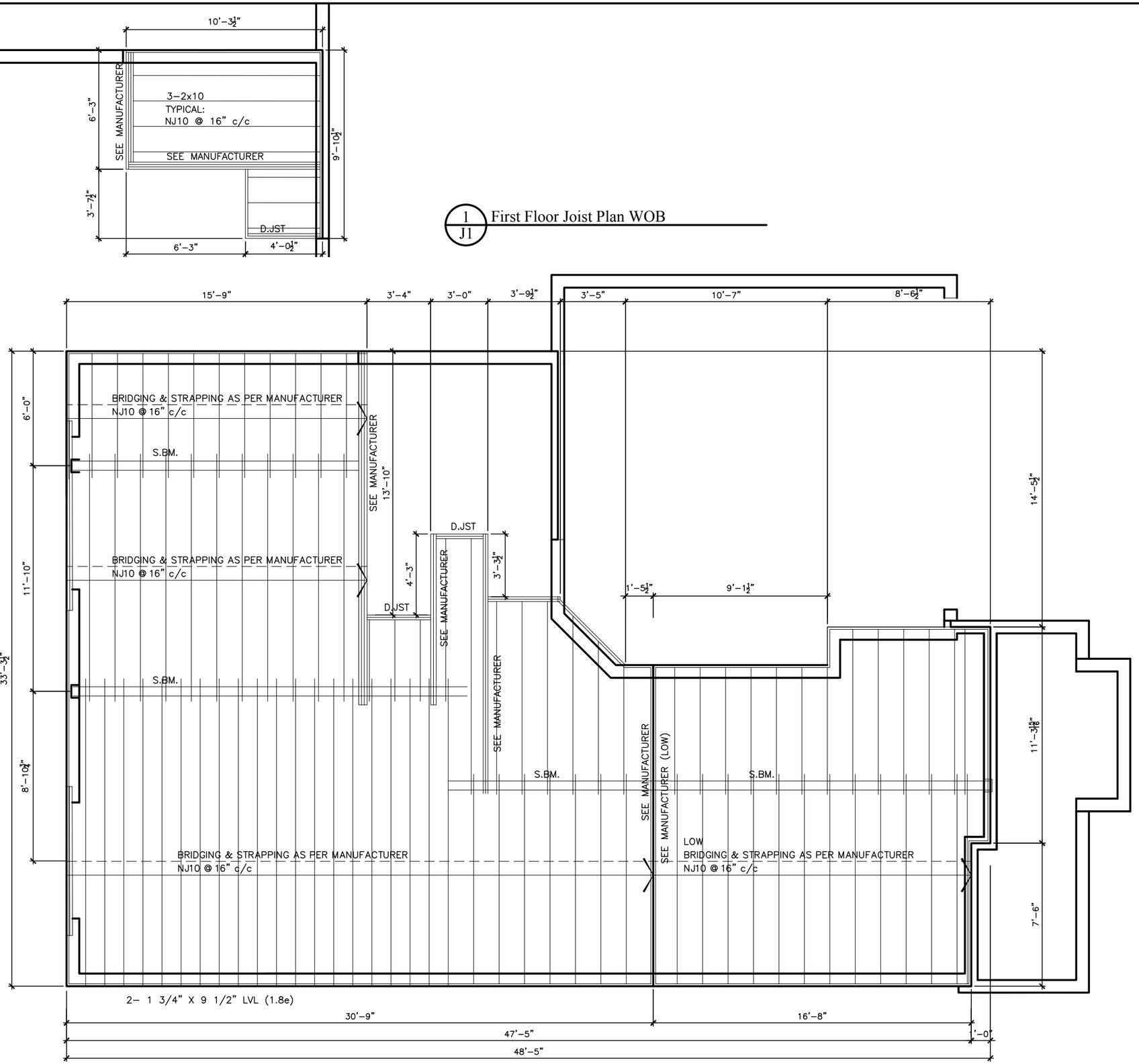


LOT XXxx

DATE XX/XX/XX

THIS DRAWINGS IS TO BE USED IN CONJUNCTION WITH SCHEDULE B-1A AND MAY SHOW ONLY SOME OF THE CHANGES DETAILLED ON THAT DOCUMENT. SHOULD THE DRAWINGS NOT SHOW ALL ITEMS CONTAINED ON A SCHEDULE OR MISS OTHER ITEMS ALTOGETHER, THE SCHEDULE IS CONSIDERED THE GOVERNING DOCUMENT.
FLOORS CONT

TENDER 2017

I SCOTT IRWIN BCIN 20765 HAVE REVIEWED AND TAKE RESPONSIBILITY FOR DESIGN ACTIVITIES RELATING TO, HOUSE & SMALL BUILDINGS_____.

2012 OBC DRAWINGS

| NO | DESCRIPTION | DATE | BY |
|---|---|---|---|
| 2. | AS PER STRUCTURAL | 09/09/16 | |
| 1. | STANDARD DRAWINGS | 02/11/15 | SI |

Valecraft Homes Ltd.

TITLE:
1st Floor Joist Plan

ACAD FILE:

SCALE: 3/16" = 1'-0"

1050-The McCaslin
2012 Footprint
(STANDARD DRAWINGS)

DWG. J-1b

1 / J2 Second Floor Joist Plan

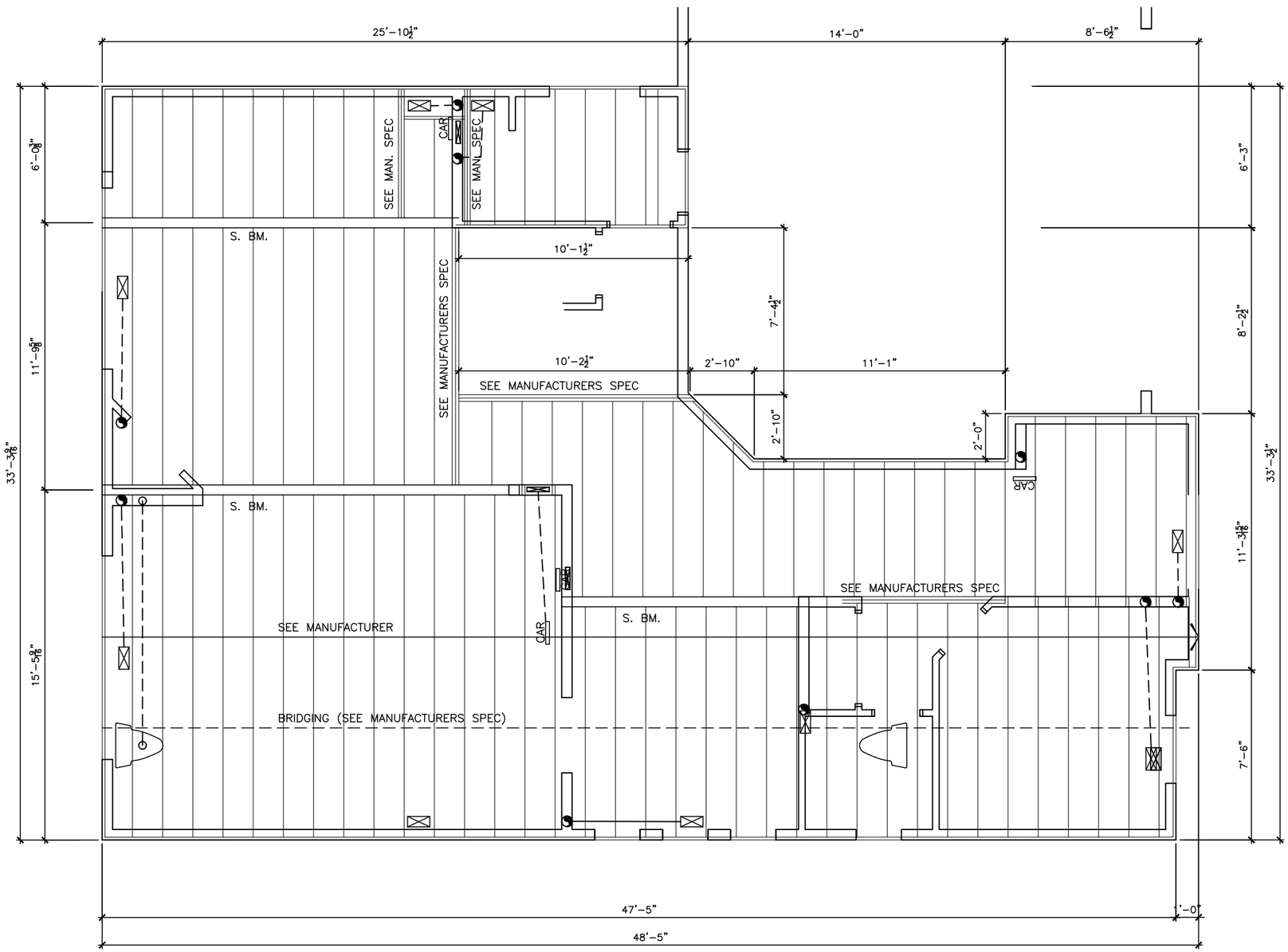


SECOND FLOOR ELEVATION "A & B"

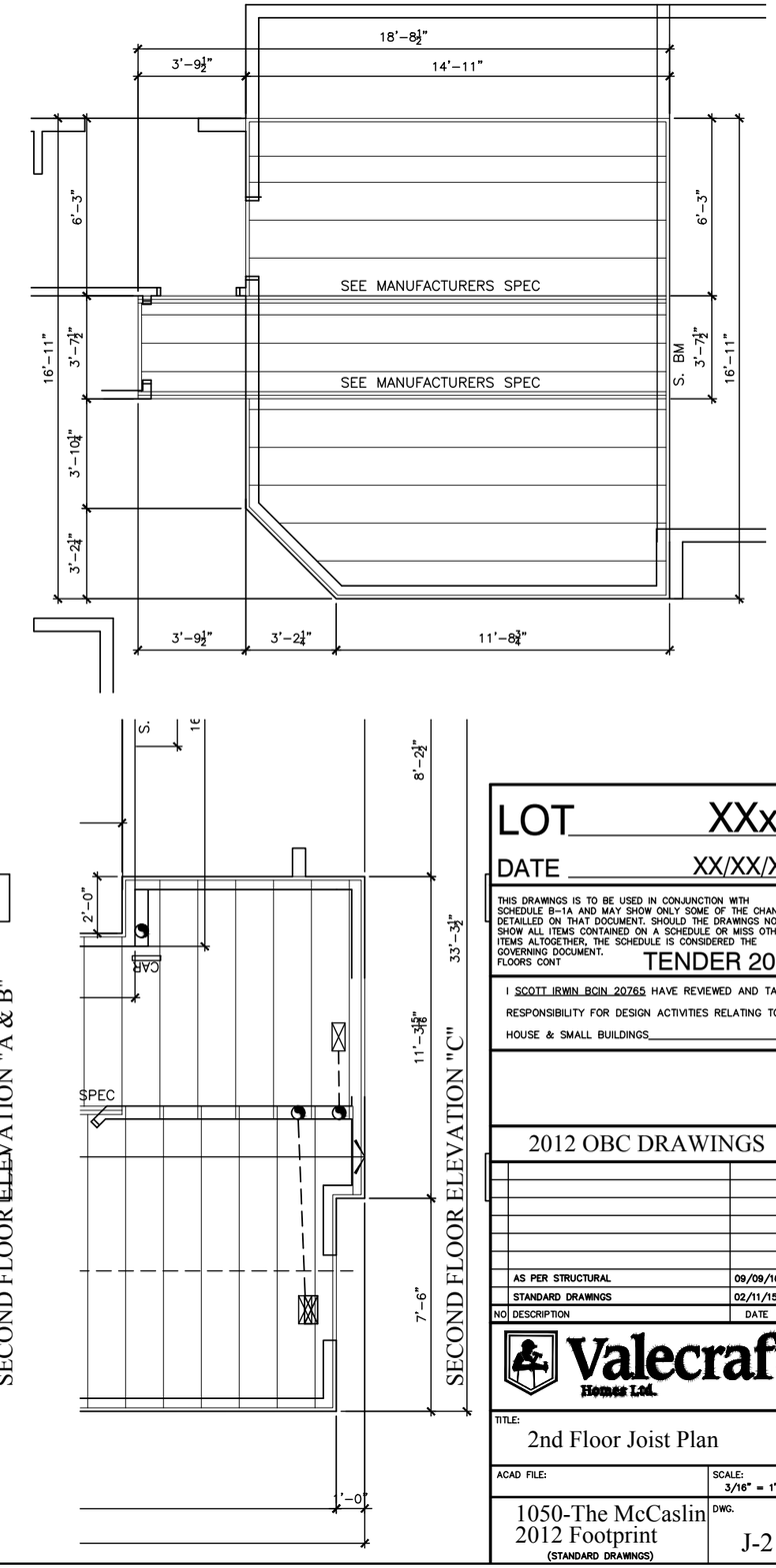


SECOND FLOOR ELEVATION "C"

INTERMEDIATE FAMILY ROOM FLOOR OVER GARAGE

LOT XXxx

DATE XX/XX/XX

THIS DRAWINGS IS TO BE USED IN CONJUNCTION WITH SCHEDULE B-1A AND MAY SHOW ONLY SOME OF THE CHANGES DETAILED ON THAT DOCUMENT. SHOULD THE DRAWINGS NOT SHOW ALL ITEMS CONTAINED ON A SCHEDULE OR MISS OTHER ITEMS ALTOGETHER, THE SCHEDULE IS CONSIDERED THE GOVERNING DOCUMENT.
FLOORS CONT

TENDER 2017

I SCOTT IRWIN BCIN 20765 HAVE REVIEWED AND TAKE RESPONSIBILITY FOR DESIGN ACTIVITIES RELATING TO, HOUSE & SMALL BUILDINGS_____.

2012 OBC DRAWINGS

| NO | DESCRIPTION | DATE | BY |
|---|---|---|---|
| | AS PER STRUCTURAL | 09/09/16 | |
| | STANDARD DRAWINGS | 02/11/15 | SI |

Valecraft Homes Ltd.

TITLE: 2nd Floor Joist Plan

ACAD FILE:

SCALE: 3/16" = 1'-0"

1050-The McCaslin
2012 Footprint
(STANDARD DRAWINGS)

DWG. J-2

| | | | |
|---|---|---|---|
| | Duplex Outlet (G.F.I. in all bathrooms) | | Wall mounted light fixture |
| | 220 V Outlet | CMD | Carbon Monoxide detector interconnected with smoke alarms |
| | Duplex Outlet (Upper half switched) | S | Carbon Monoxide detector interconnected with smoke alarms |
| | Split Duplex Outlet | | Electrical panel |
| | Weather proof Duplex Outlet | MV | Mechanical vent |
| | Single pole switch | D | Dryer |
| | 3 way switch | W | Washer |
| | Double gang switch | T | Thermostat |
| | Triple gang switch | | Standard telephone jack |
| | Double gang 3 way switch | TV | Cable television outlet. |
| | 4 way switch | | Central vacuum location (Optional) |
| | Furnace switch | | Ceiling light fixture |
| | Ceiling light fixture | PC | Pull Chain |
| | Standard pot light | | |

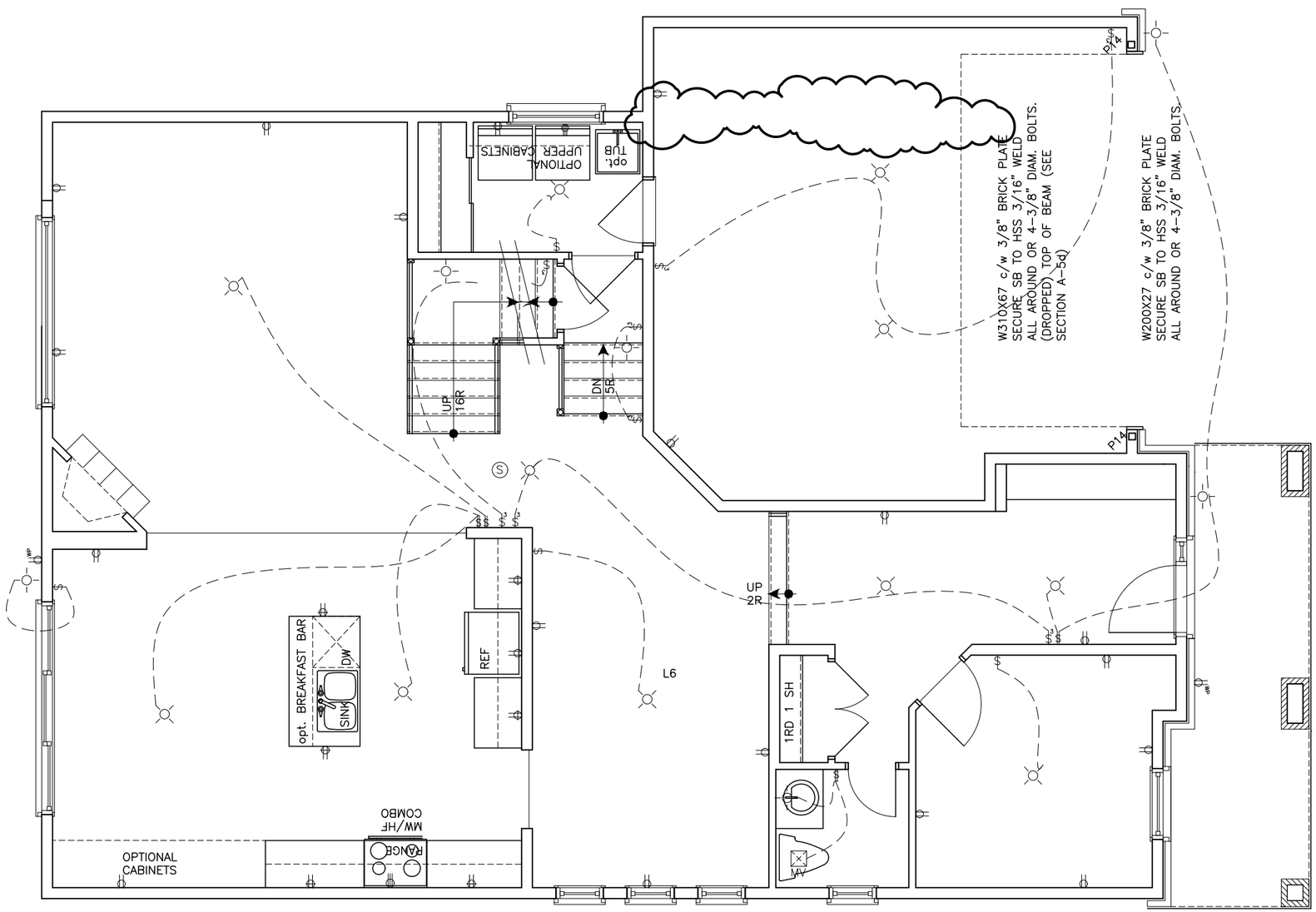


1 / E1 First Floor Electrical Plan

LOT XXxx

DATE XX/XX/XX

THIS DRAWINGS IS TO BE USED IN CONJUNCTION WITH SCHEDULE B-1A AND MAY SHOW ONLY SOME OF THE CHANGES DETAILLED ON THAT DOCUMENT. SHOULD THE DRAWINGS NOT SHOW ALL ITEMS CONTAINED ON A SCHEDULE OR MISS OTHER ITEMS ALTOGETHER, THE SCHEDULE IS CONSIDERED THE GOVERNING DOCUMENT.
FLOORS CONT

I SCOTT IRWIN BCIN 20765 HAVE REVIEWED AND TAKE RESPONSIBILITY FOR DESIGN ACTIVITIES RELATING TO, HOUSE & SMALL BUILDINGS_____.

2012 OBC DRAWINGS

| NO | DESCRIPTION | DATE | BY |
|---|---|---|---|
| 2. | AS PER STRUCTURAL | 09/09/16 | |
| 1. | STANDARD DRAWINGS | 02/11/15 | SI |

Valecraft Homes Ltd.

TITLE: 1st Floor Electrical Plan

ACAD FILE:

SCALE: 3/16" = 1'-0"

1050-The McCaslin
2012 Footprint
(STANDARD DRAWINGS)

DWG. E-1

| | |
|---|---|
| Duplex Outlet (G.F.I. in all bathrooms) | Wall mounted light fixture |
| 220 V Outlet | CMD Carbon Monoxide detector interconnected with smoke alarms |
| Duplex Outlet (Upper half switched) | S Carbon Monoxide detector interconnected with smoke alarms |
| Split Duplex Outlet | EP Electrical panel |
| Weather proof Duplex Outlet | MV Mechanical vent |
| Single pole switch | D Dryer |
| 3 way switch | W Washer |
| Double gang switch | T Thermostat |
| Triple gang switch | Standard telephone jack |
| Double gang 3 way switch | TV Cable television outlet. |
| 4 way switch | Central vacuum location (Optional) |
| Furnace switch | PC Ceiling light fixture Pull Chain |
| Ceiling light fixture | |
| Standard pot light | |

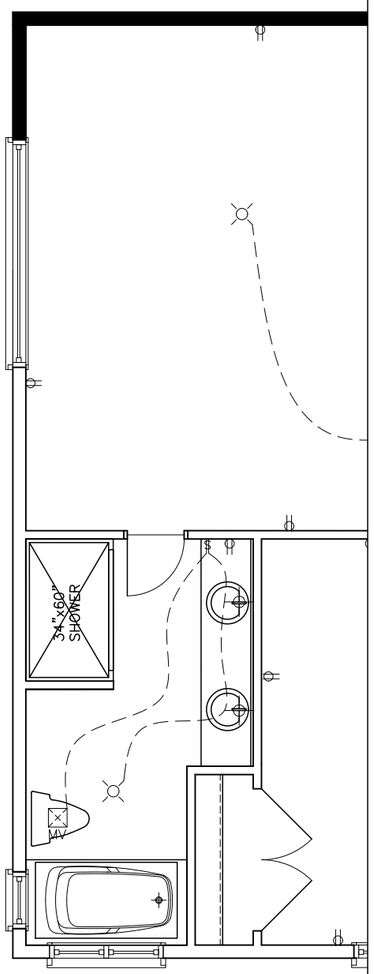


OPTIONAL. 4PC ENSUITE

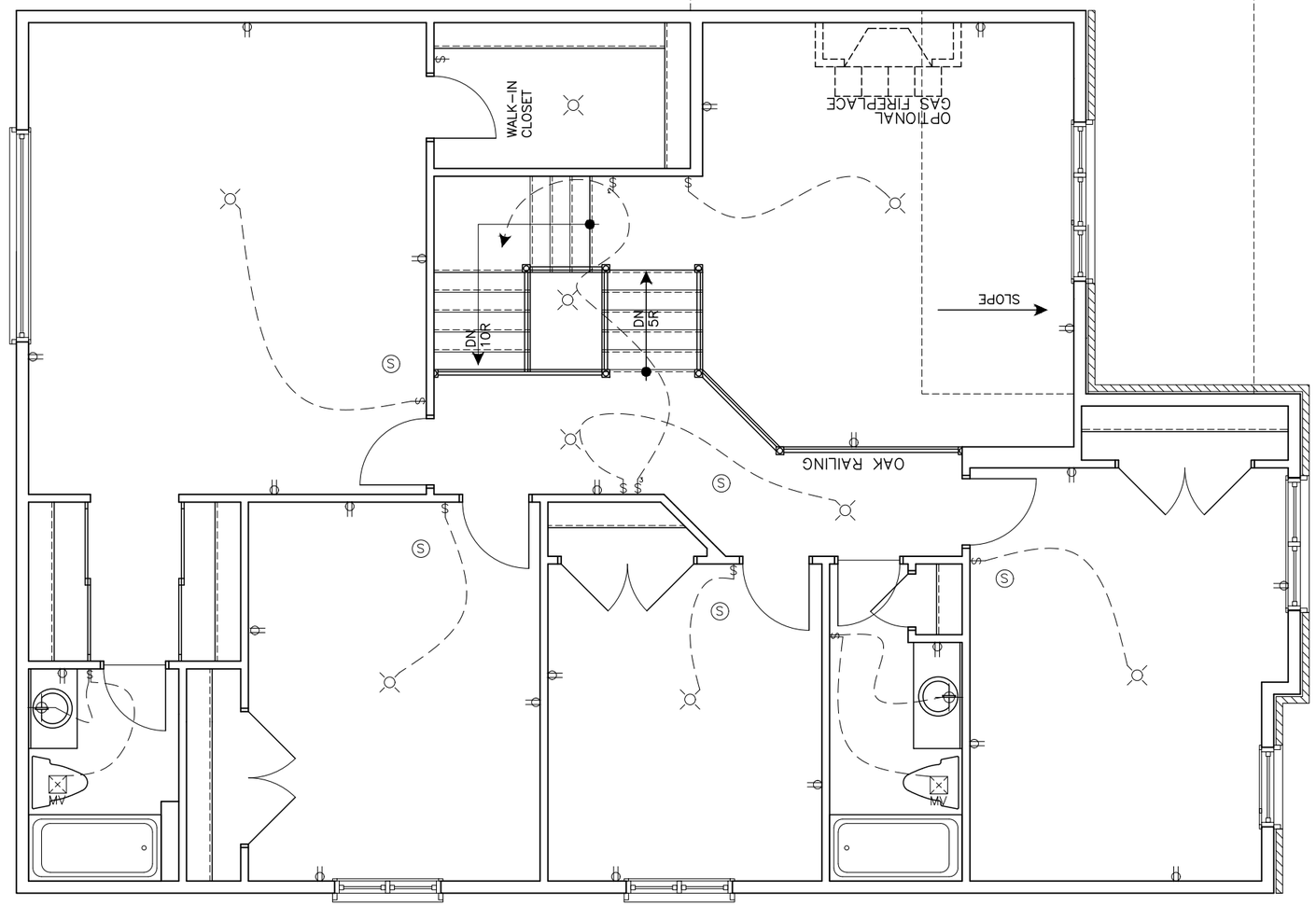


1 / E2 Second Floor Electrical Plan

LOT XXxx

DATE XX/XX/XX

THIS DRAWINGS IS TO BE USED IN CONJUNCTION WITH SCHEDULE B-1A AND MAY SHOW ONLY SOME OF THE CHANGES DETAILLED ON THAT DOCUMENT. SHOULD THE DRAWINGS NOT SHOW ALL ITEMS CONTAINED ON A SCHEDULE OR MISS OTHER ITEMS ALTOGETHER, THE SCHEDULE IS CONSIDERED THE GOVERNING DOCUMENT.
FLOORS CONT

I SCOTT IRWIN BCIN 20765 HAVE REVIEWED AND TAKE RESPONSIBILITY FOR DESIGN ACTIVITIES RELATING TO, HOUSE & SMALL BUILDINGS_____.

2012 OBC DRAWINGS

| NO | DESCRIPTION | DATE | BY |
|---|---|---|---|
| | AS PER STRUCTURAL | 09/09/16 | |
| | STANDARD DRAWINGS | 02/11/15 | SI |

Valecraft Homes Ltd.

TITLE: 2nd Floor Electrical Plan

ACAD FILE:

SCALE: 3/16" = 1'-0"

1050-The McCaslin
2012 Footprint
(STANDARD DRAWINGS)

DWG. E-2