Energy Efficiency Calculation (Standard):

Gross Wall Area: 248.33m
Gross Window Area: 29.94m
Percent Window: 12.05%

Energy Efficiency Calculation (W.O.B.):

Gross Wall Area: 245.21m
Gross Window Area: 31.16m
Percent Window: 12.71%

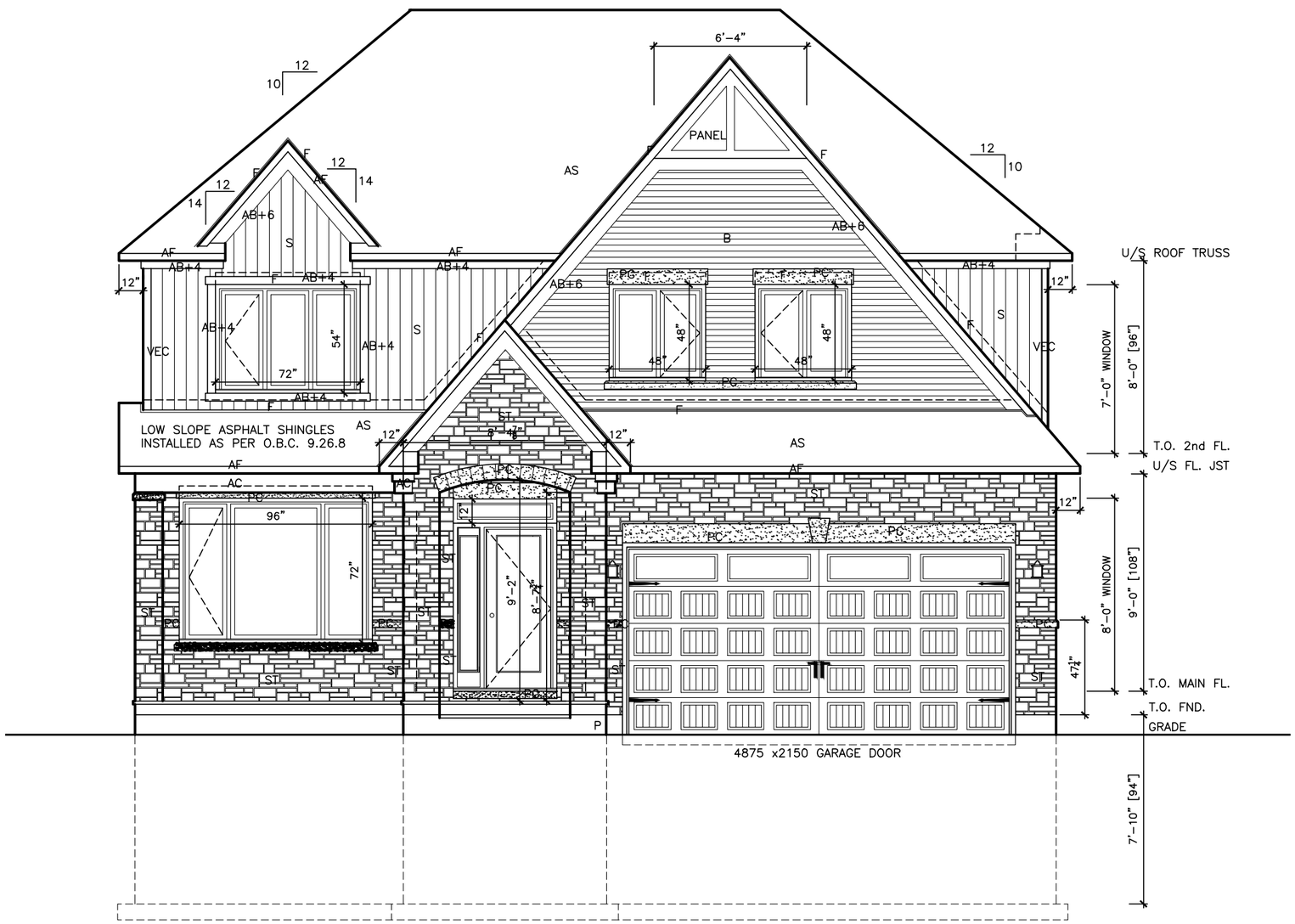

Front Elevation - A

LOT XXxx

DATE XX/XX/XX

THIS DRAWINGS IS TO BE USED IN CONJUNCTION WITH SCHEDULE B-1A AND MAY SHOW ONLY SOME OF THE CHANGES DETAILED ON THAT DOCUMENT. SHOULD THE DRAWINGS NOT SHOW ALL ITEMS CONTAINED ON A SCHEDULE OR MISS OTHER ITEMS ALTOGETHER, THE SCHEDULE IS CONSIDERED THE GOVERNING DOCUMENT.
FLOORS CONT

TENDER 2017

I SCOTT IRWIN BCIN 20765 HAVE REVIEWED AND TAKE RESPONSIBILITY FOR DESIGN ACTIVITIES RELATING TO,

HOUSE & SMALL BUILDINGS_____.

EXTERIOR FINISH LEGEND

B	–	BRICK (MAIN)
B1	–	BRICK SOLDIER COURSE (ACCENT)
B2	–	BRICK SOLDIER COURSE (ACCENT) 20mm PROUD
B3	–	BRICK SLEEPER COURSE
B4	–	STACK BOND (ACCENT)
B5	–	BRICK SILL (ACCENT)
B6	–	BRICK ROW LOCK (ACCENT)
B7	–	BRICK CORBELLING
B8	–	BRICK COINING 20mm PROUD
+20	–	BRICK 20mm PROUD
–20	–	BRICK RECESSED 20mm
S	–	SIDING (HORIZONTAL)
ST	–	STONE VENEER
T	–	TRIM 200mm COVE SIDING
AF	–	ALUMINUM FACSIA
AC	–	ALUMINUM CLADDING
AB	–	4' ALUMINUM BAND
AS	–	ASPHALT SHINGLES
F	–	FLASHING
V	–	ROOF VENT MAX
P	–	PARGING
PC	–	PRECAST
PCH10		PRECAST HEADER 10"
PCH8	–	PRECAST HEADER 8"
PCS	–	PRECAST SILL
PCB	–	PRECAST BAND
VS	–	VINYL SHAKES
VEC	–	SIDING (VERTICAL CORNER)

2012 OBC DRAWINGS

NO	DESCRIPTION	DATE	BY
4.	AS PER STRUCTURAL	11/29/16	
3	MANUFACTURED ROOF TRUSTS	04/12/16	
2.	MANUFACTURED FLOOR JOISTS	02/11/16	
1.	STANDARD DRAWINGS	28/09/15	SI

Valecraft Homes Ltd.

TITLE:
Front Elevation A

ACAD FILE: 1046 - The Hazelwood.dwg

SCALE: 3/16" = 1'-0"

1046 - The Hazelwood
2012 Footprint
(STANDARD DRAWINGS)

DWG. A-1

Front Elevation - B

LOT XXxx

DATE XX/XX/XX

THIS DRAWINGS IS TO BE USED IN CONJUNCTION WITH SCHEDULE B-1A AND MAY SHOW ONLY SOME OF THE CHANGES DETAILED ON THAT DOCUMENT. SHOULD THE DRAWINGS NOT SHOW ALL ITEMS CONTAINED ON A SCHEDULE OR MISS OTHER ITEMS ALTOGETHER, THE SCHEDULE IS CONSIDERED THE GOVERNING DOCUMENT.
FLOORS CONT

TENDER 2017

I SCOTT IRWIN BCIN 20765 HAVE REVIEWED AND TAKE RESPONSIBILITY FOR DESIGN ACTIVITIES RELATING TO, HOUSE & SMALL BUILDINGS .

EXTERIOR FINISH LEGEND

B	–	BRICK (MAIN)
B1	–	BRICK SOLDIER COURSE (ACCENT)
B2	–	BRICK SOLDIER COURSE (ACCENT) 20mm PROUD
B3	–	BRICK SLEEPER COURSE
B4	–	STACK BOND (ACCENT)
B5	–	BRICK SILL (ACCENT)
B6	–	BRICK ROW LOCK (ACCENT)
B7	–	BRICK CORBELLING
B8	–	BRICK COINING 20mm PROUD
+20	–	BRICK 20mm PROUD
−20	–	BRICK RECESSED 20mm
S	–	SIDING (HORIZONTAL)
ST	–	STONE VENEER
T	–	TRIM 200mm COVE SIDING
AF	–	ALUMINUM FACSIA
AC	–	ALUMINUM CLADDING
AB	–	4' ALUMINUM BAND
AS	–	ASPHALT SHINGLES
F	–	FLASHING
V	–	ROOF VENT MAX
P	–	PARGING
PC	–	PRECAST
PCH10		PRECAST HEADER 10"
PCH8	–	PRECAST HEADER 8"
PCS	–	PRECAST SILL
PCB	–	PRECAST BAND
VS	–	VINYL SHAKES
VEC	–	SIDING (VERTICAL CORNER)

2012 OBC DRAWINGS

NO	DESCRIPTION	DATE	BY
4.	AS PER STRUCTURAL	11/29/16	
3	MANUFACTURED ROOF TRUSTS	04/12/16	
2.	MANUFACTURED FLOOR JOISTS	02/11/16	
1.	STANDARD DRAWINGS	28/09/15	SI

Valecraft Homes Ltd.

TITLE:
Front Elevation B

ACAD FILE: 1046 - The Hazelwood.dwg

SCALE: 3/16" = 1'-0"

1046 - The Hazelwood
2012 Footprint
(STANDARD DRAWINGS)

DWG. A-1b

Front Elevation - C

LOT XXxx

DATE XX/XX/XX

THIS DRAWINGS IS TO BE USED IN CONJUNCTION WITH SCHEDULE B-1A AND MAY SHOW ONLY SOME OF THE CHANGES DETAILED ON THAT DOCUMENT. SHOULD THE DRAWINGS NOT SHOW ALL ITEMS CONTAINED ON A SCHEDULE OR MISS OTHER ITEMS ALTOGETHER, THE SCHEDULE IS CONSIDERED THE GOVERNING DOCUMENT.
FLOORS CONT

TENDER 2017

I SCOTT IRWIN BCIN 20765 HAVE REVIEWED AND TAKE RESPONSIBILITY FOR DESIGN ACTIVITIES RELATING TO, HOUSE & SMALL BUILDINGS .

EXTERIOR FINISH LEGEND

B	– BRICK (MAIN)
B1	– BRICK SOLDIER COURSE (ACCENT)
B2	– BRICK SOLDIER COURSE (ACCENT) 20mm PROUD
B3	– BRICK SLEEPER COURSE
B4	– STACK BOND (ACCENT)
B5	– BRICK SILL (ACCENT)
B6	– BRICK ROW LOCK (ACCENT)
B7	– BRICK CORBELLING
B8	– BRICK COINING 20mm PROUD
+20	– BRICK 20mm PROUD
−20	– BRICK RECESSED 20mm
S	– SIDING (HORIZONTAL)
ST	– STONE VENEER
T	– TRIM 200mm COVE SIDING
AF	– ALUMINUM FACSIA
AC	– ALUMINUM CLADDING
AB	– 4' ALUMINUM BAND
AS	– ASPHALT SHINGLES
F	– FLASHING
V	– ROOF VENT MAX
P	– PARGING
PC	– PRECAST
PCH10	PRECAST HEADER 10"
PCH8	– PRECAST HEADER 8"
PCS	– PRECAST SILL
PCB	– PRECAST BAND
VS	– VINYL SHAKES
VEC	– SIDING (VERTICAL CORNER)

2012 OBC DRAWINGS

NO	DESCRIPTION	DATE	BY
4.	AS PER STRUCTURAL	11/29/16	
3	MANUFACTURED ROOF TRUSTS	04/12/16	
2.	MANUFACTURED FLOOR JOISTS	02/11/16	
1.	STANDARD DRAWINGS	28/09/15	SI

Valecraft Homes Ltd.

TITLE:
Front Elevation C

ACAD FILE: 1046 - The Hazelwood.dwg

SCALE: 3/16" = 1'-0"

1046 - The Hazelwood
2012 Footprint
(STANDARD DRAWINGS)

DWG. A-1c

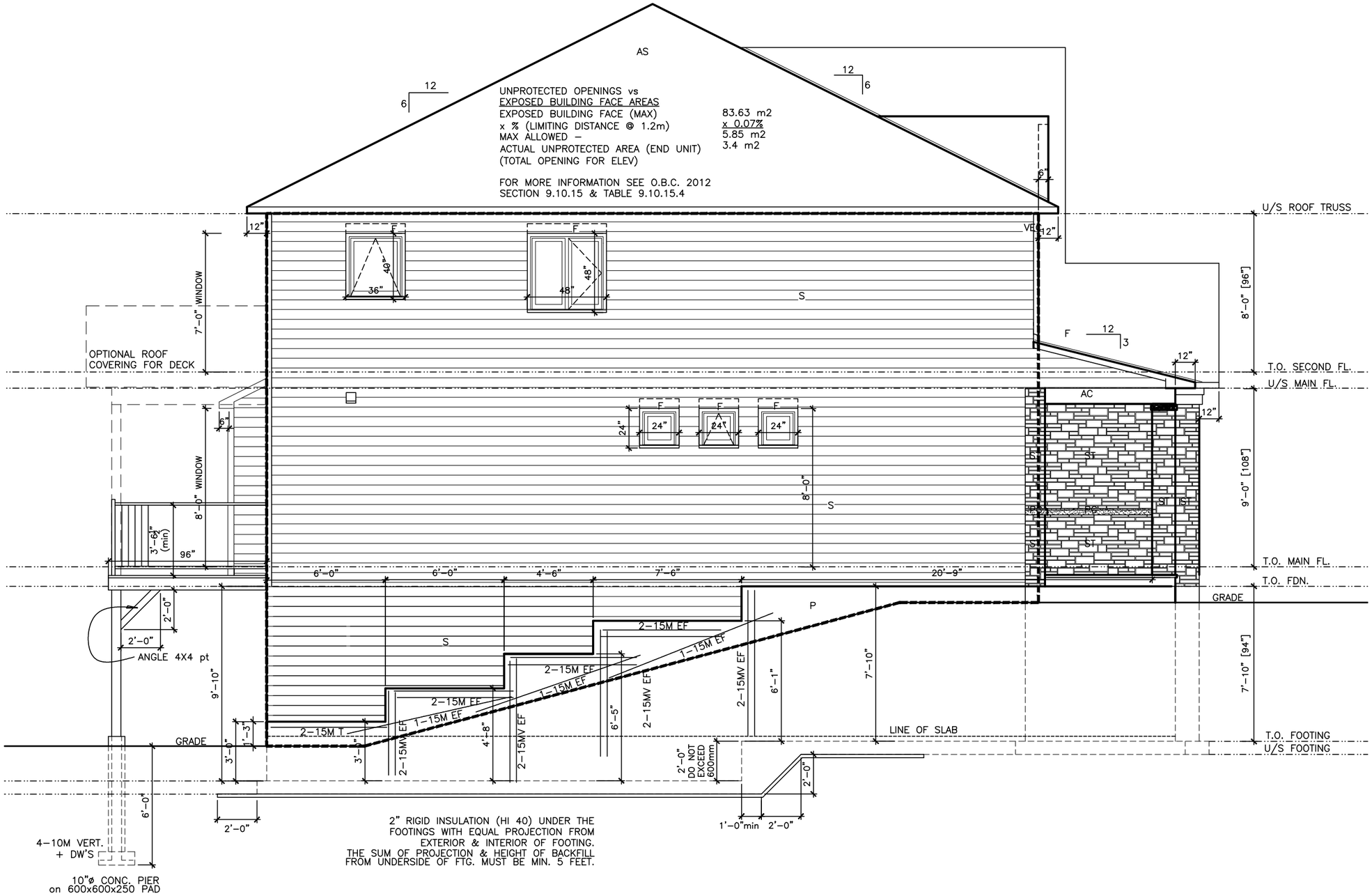

Left Side Elevation A - WOB

LOT XXxx

DATE XX/XX/XX

THIS DRAWINGS IS TO BE USED IN CONJUNCTION WITH SCHEDULE B-1A AND MAY SHOW ONLY SOME OF THE CHANGES DETAILED ON THAT DOCUMENT. SHOULD THE DRAWINGS NOT SHOW ALL ITEMS CONTAINED ON A SCHEDULE OR MISS OTHER ITEMS ALTOGETHER, THE SCHEDULE IS CONSIDERED THE GOVERNING DOCUMENT.
FLOORS CONT

TENDER 2017

I SCOTT IRWIN BCIN 20765 HAVE REVIEWED AND TAKE RESPONSIBILITY FOR DESIGN ACTIVITIES RELATING TO, HOUSE & SMALL BUILDINGS .

EXTERIOR FINISH LEGEND

B	– BRICK (MAIN)
B1	– BRICK SOLDIER COURSE (ACCENT)
B2	– BRICK SOLDIER COURSE (ACCENT) 20mm PROUD
B3	– BRICK SLEEPER COURSE
B4	– STACK BOND (ACCENT)
B5	– BRICK SILL (ACCENT)
B6	– BRICK ROW LOCK (ACCENT)
B7	– BRICK CORBELLING
B8	– BRICK COINING 20mm PROUD
+20	– BRICK 20mm PROUD
–20	– BRICK RECESSED 20mm
S	– SIDING (HORIZONTAL)
ST	– STONE VENEER
T	– TRIM 200mm COVE SIDING
AF	– ALUMINUM FACSIA
AC	– ALUMINUM CLADDING
AB	– 4' ALUMINUM BAND
AS	– ASPHALT SHINGLES
F	– FLASHING
V	– ROOF VENT MAX
P	– PARGING
PC	– PRECAST
PCH10	PRECAST HEADER 10"
PCH8	– PRECAST HEADER 8"
PCS	– PRECAST SILL
PCB	– PRECAST BAND
VS	– VINYL SHAKES
VEC	– SIDING (VERTICAL CORNER)

2012 OBC DRAWINGS

NO	DESCRIPTION	DATE	BY
4.	AS PER STRUCTURAL	11/29/16	
3	MANUFACTURED ROOF TRUSTS	04/12/16	
2.	MANUFACTURED FLOOR JOISTS	02/11/16	
1.	STANDARD DRAWINGS	28/09/15	SI

Valecraft Homes Ltd.

TITLE:
House Side Elevation A - WOB

ACAD FILE: 1046 - The Hazelwood.dwg

SCALE: 3/16" = 1'-0"

1046 - The Hazelwood
2012 Footprint
(STANDARD DRAWINGS)

DWG. A-2d

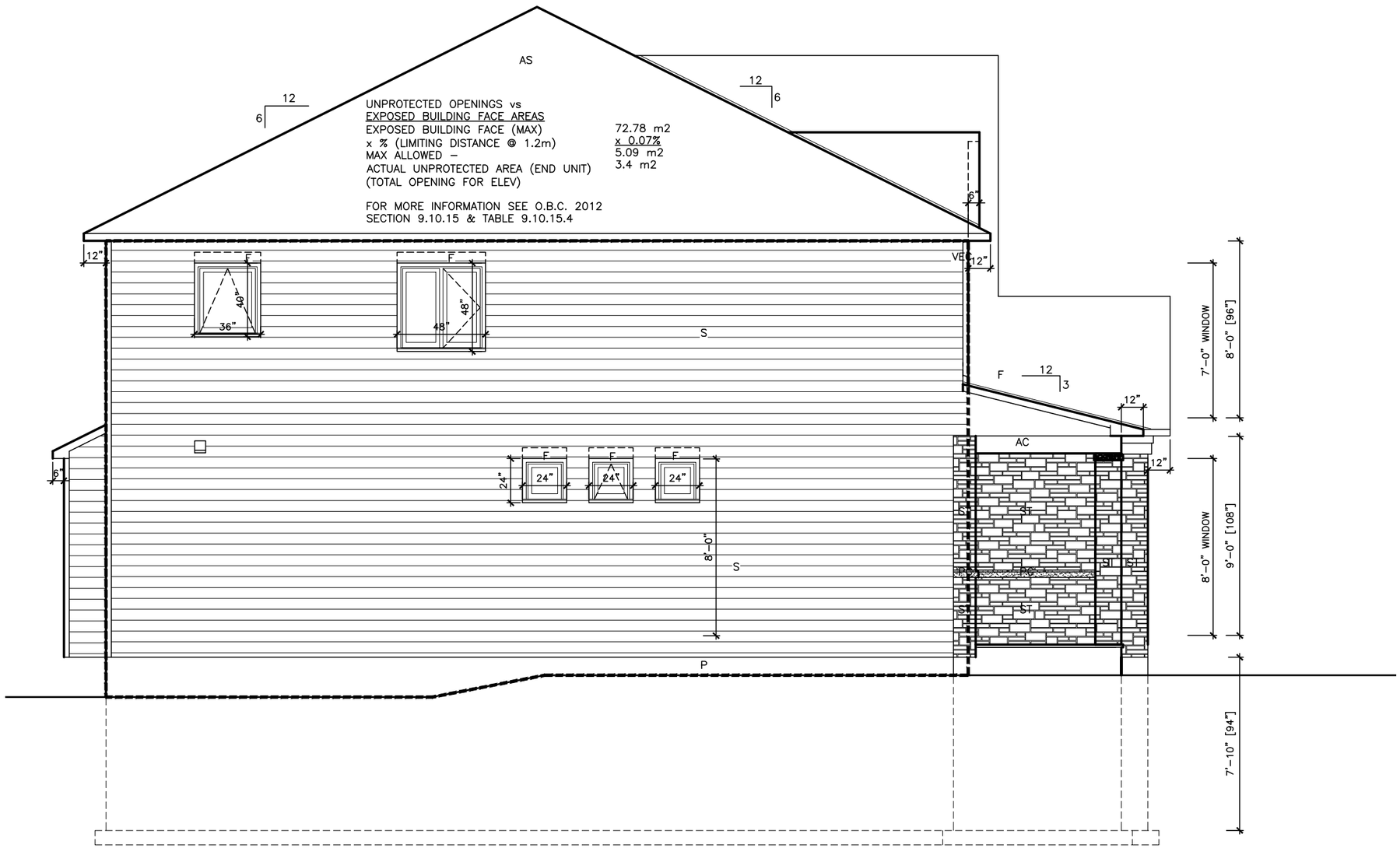

Left Side Elevation A

LOT XXxx

DATE XX/XX/XX

THIS DRAWINGS IS TO BE USED IN CONJUNCTION WITH SCHEDULE B-1A AND MAY SHOW ONLY SOME OF THE CHANGES DETAILED ON THAT DOCUMENT. SHOULD THE DRAWINGS NOT SHOW ALL ITEMS CONTAINED ON A SCHEDULE OR MISS OTHER ITEMS ALTOGETHER, THE SCHEDULE IS CONSIDERED THE GOVERNING DOCUMENT.
FLOORS CONT

TENDER 2017

I SCOTT IRWIN BCIN 20765 HAVE REVIEWED AND TAKE RESPONSIBILITY FOR DESIGN ACTIVITIES RELATING TO, HOUSE & SMALL BUILDINGS.

EXTERIOR FINISH LEGEND

B – BRICK (MAIN)
B1 – BRICK SOLDIER COURSE (ACCENT)
B2 – BRICK SOLDIER COURSE (ACCENT) 20mm PROUD
B3 – BRICK SLEEPER COURSE
B4 – STACK BOND (ACCENT)
B5 – BRICK SILL (ACCENT)
B6 – BRICK ROW LOCK (ACCENT)
B7 – BRICK CORBELLING
B8 – BRICK COINING 20mm PROUD
+20 – BRICK 20mm PROUD
–20 – BRICK RECESSED 20mm
S – SIDING (HORIZONTAL)
ST – STONE VENEER
T – TRIM 200mm COVE SIDING
AF – ALUMINUM FACSIA
AC – ALUMINUM CLADDING
AB – 4' ALUMINUM BAND
AS – ASPHALT SHINGLES
F – FLASHING
V – ROOF VENT MAX
P – PARGING
PC – PRECAST
PCH10 PRECAST HEADER 10"
PCH8– PRECAST HEADER 8"
PCS – PRECAST SILL
PCB – PRECAST BAND
VS – VINYL SHAKES
VEC – SIDING (VERTICAL CORNER)

2012 OBC DRAWINGS

NO	DESCRIPTION	DATE	BY
4.	AS PER STRUCTURAL	11/29/16	
3	MANUFACTURED ROOF TRUSTS	04/12/16	
2.	MANUFACTURED FLOOR JOISTS	02/11/16	
1.	STANDARD DRAWINGS	28/09/15	SI

Valecraft Homes Ltd.

TITLE:
House Side Elevation A

ACAD FILE:
1046 - The Hazelwood.dwg

SCALE:
3/16" = 1'-0"

1046 - The Hazelwood
2012 Footprint
(STANDARD DRAWINGS)

DWG.
A-2a

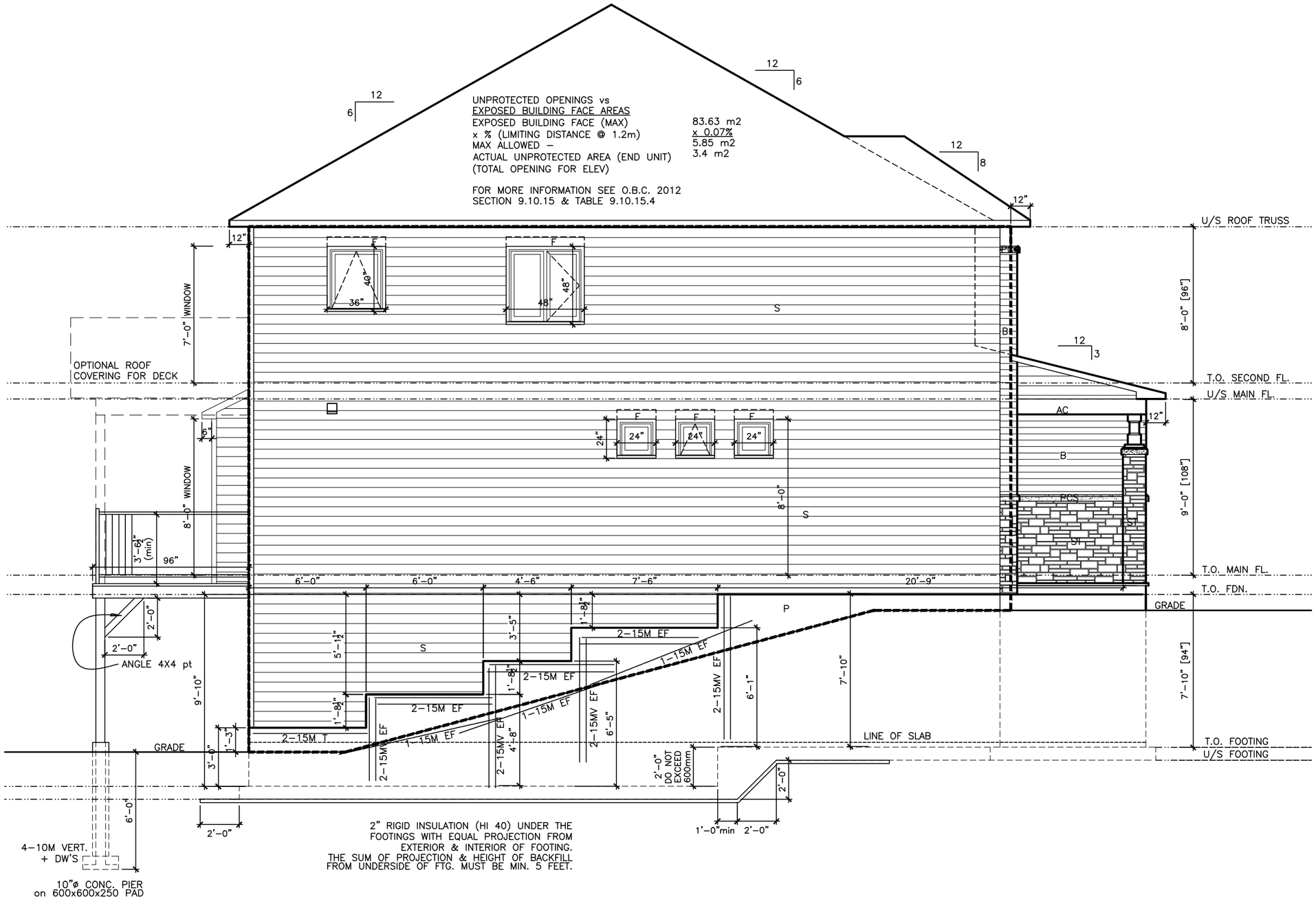

Left Side Elevation B - WOB

LOT XXxx

DATE XX/XX/XX

THIS DRAWINGS IS TO BE USED IN CONJUNCTION WITH SCHEDULE B-1A AND MAY SHOW ONLY SOME OF THE CHANGES DETAILED ON THAT DOCUMENT. SHOULD THE DRAWINGS NOT SHOW ALL ITEMS CONTAINED ON A SCHEDULE OR MISS OTHER ITEMS ALTOGETHER, THE SCHEDULE IS CONSIDERED THE GOVERNING DOCUMENT.
FLOORS CONT

TENDER 2017

I SCOTT IRWIN BCIN 20765 HAVE REVIEWED AND TAKE RESPONSIBILITY FOR DESIGN ACTIVITIES RELATING TO, HOUSE & SMALL BUILDINGS.

EXTERIOR FINISH LEGEND

B	–	BRICK (MAIN)
B1	–	BRICK SOLDIER COURSE (ACCENT)
B2	–	BRICK SOLDIER COURSE (ACCENT) 20mm PROUD
B3	–	BRICK SLEEPER COURSE
B4	–	STACK BOND (ACCENT)
B5	–	BRICK SILL (ACCENT)
B6	–	BRICK ROW LOCK (ACCENT)
B7	–	BRICK CORBELLING
B8	–	BRICK COINING 20mm PROUD
+20	–	BRICK 20mm PROUD
–20	–	BRICK RECESSED 20mm
S	–	SIDING (HORIZONTAL)
ST	–	STONE VENEER
T	–	TRIM 200mm COVE SIDING
AF	–	ALUMINUM FACSIA
AC	–	ALUMINUM CLADDING
AB	–	4' ALUMINUM BAND
AS	–	ASPHALT SHINGLES
F	–	FLASHING
V	–	ROOF VENT MAX
P	–	PARGING
PC	–	PRECAST
PCH10		PRECAST HEADER 10"
PCH8	–	PRECAST HEADER 8"
PCS	–	PRECAST SILL
PCB	–	PRECAST BAND
VS	–	VINYL SHAKES
VEC	–	SIDING (VERTICAL CORNER)

2012 OBC DRAWINGS

NO	DESCRIPTION	DATE	BY
4.	AS PER STRUCTURAL	11/29/16	
3	MANUFACTURED ROOF TRUSTS	04/12/16	
2.	MANUFACTURED FLOOR JOISTS	02/11/16	
1.	STANDARD DRAWINGS	28/09/15	SI

Valecraft Homes Ltd.

TITLE: House Side Elevation B -WOB

ACAD FILE: 1046 - The Hazelwood.dwg

SCALE: 3/16" = 1'-0"

1046 - The Hazelwood
2012 Footprint
(STANDARD DRAWINGS)

DWG. A-2e

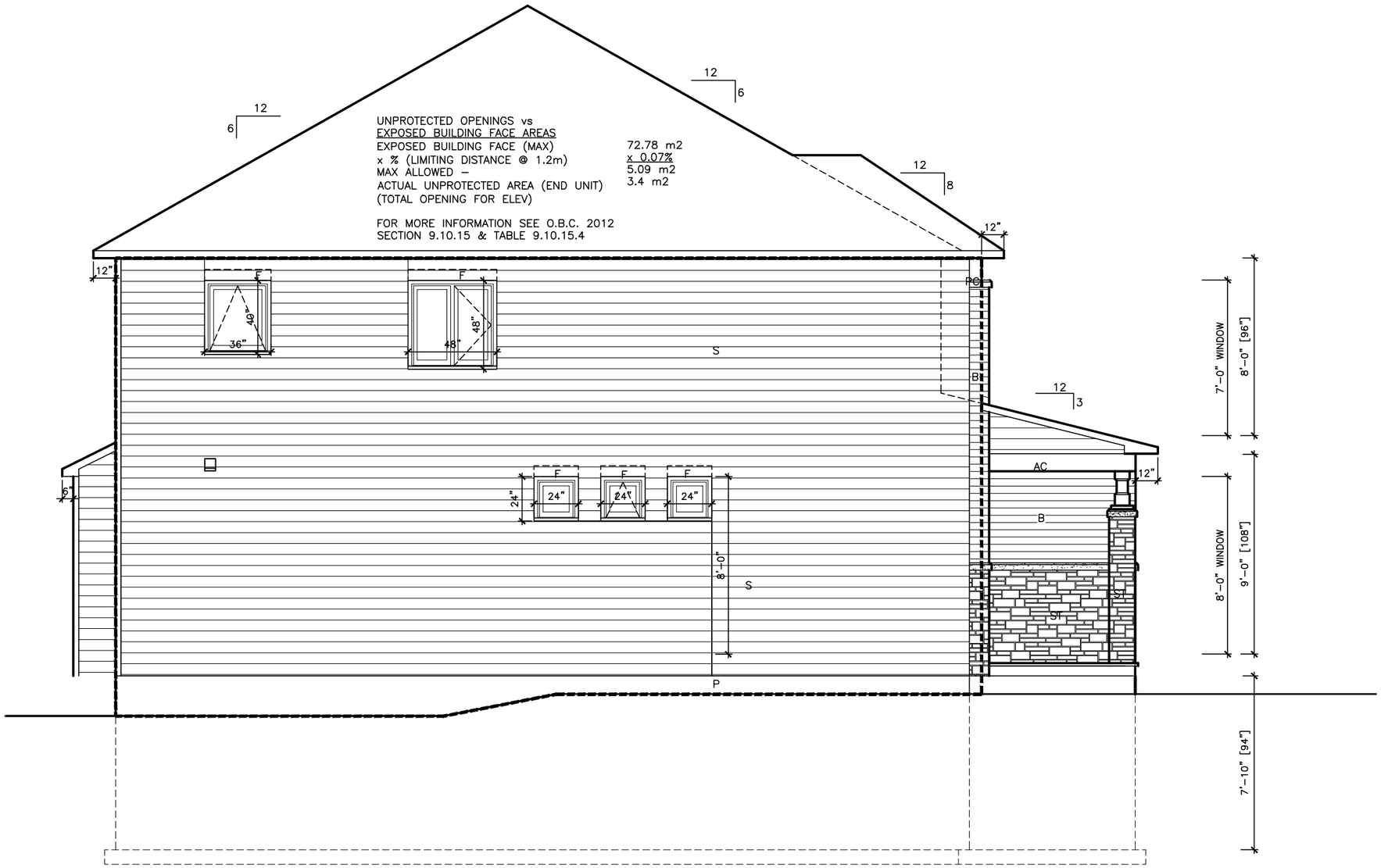

Left Side Elevation B

LOT XXxx

DATE XX/XX/XX

THIS DRAWINGS IS TO BE USED IN CONJUNCTION WITH SCHEDULE B-1A AND MAY SHOW ONLY SOME OF THE CHANGES DETAILED ON THAT DOCUMENT. SHOULD THE DRAWINGS NOT SHOW ALL ITEMS CONTAINED ON A SCHEDULE OR MISS OTHER ITEMS ALTOGETHER, THE SCHEDULE IS CONSIDERED THE GOVERNING DOCUMENT.
FLOORS CONT

TENDER 2017

I SCOTT IRWIN BCIN 20765 HAVE REVIEWED AND TAKE RESPONSIBILITY FOR DESIGN ACTIVITIES RELATING TO, HOUSE & SMALL BUILDINGS.

EXTERIOR FINISH LEGEND

B	–	BRICK (MAIN)
B1	–	BRICK SOLDIER COURSE (ACCENT)
B2	–	BRICK SOLDIER COURSE (ACCENT) 20mm PROUD
B3	–	BRICK SLEEPER COURSE
B4	–	STACK BOND (ACCENT)
B5	–	BRICK SILL (ACCENT)
B6	–	BRICK ROW LOCK (ACCENT)
B7	–	BRICK CORBELLING
B8	–	BRICK COINING 20mm PROUD
+20	–	BRICK 20mm PROUD
–20	–	BRICK RECESSED 20mm
S	–	SIDING (HORIZONTAL)
ST	–	STONE VENEER
T	–	TRIM 200mm COVE SIDING
AF	–	ALUMINUM FACSIA
AC	–	ALUMINUM CLADDING
AB	–	4' ALUMINUM BAND
AS	–	ASPHALT SHINGLES
F	–	FLASHING
V	–	ROOF VENT MAX
P	–	PARGING
PC	–	PRECAST
PCH10		PRECAST HEADER 10"
PCH8	–	PRECAST HEADER 8"
PCS	–	PRECAST SILL
PCB	–	PRECAST BAND
VS	–	VINYL SHAKES
VEC	–	SIDING (VERTICAL CORNER)

2012 OBC DRAWINGS

NO	DESCRIPTION	DATE	BY
4.	AS PER STRUCTURAL	11/29/16	
3	MANUFACTURED ROOF TRUSTS	04/12/16	
2.	MANUFACTURED FLOOR JOISTS	02/11/16	
1.	STANDARD DRAWINGS	28/09/15	SI

Valecraft Homes Ltd.

TITLE:
House Side Elevation B

ACAD FILE: 1046 - The Hazelwood.dwg

SCALE: 3/16" = 1'-0"

1046 - The Hazelwood
2012 Footprint
(STANDARD DRAWINGS)

DWG. A-2b

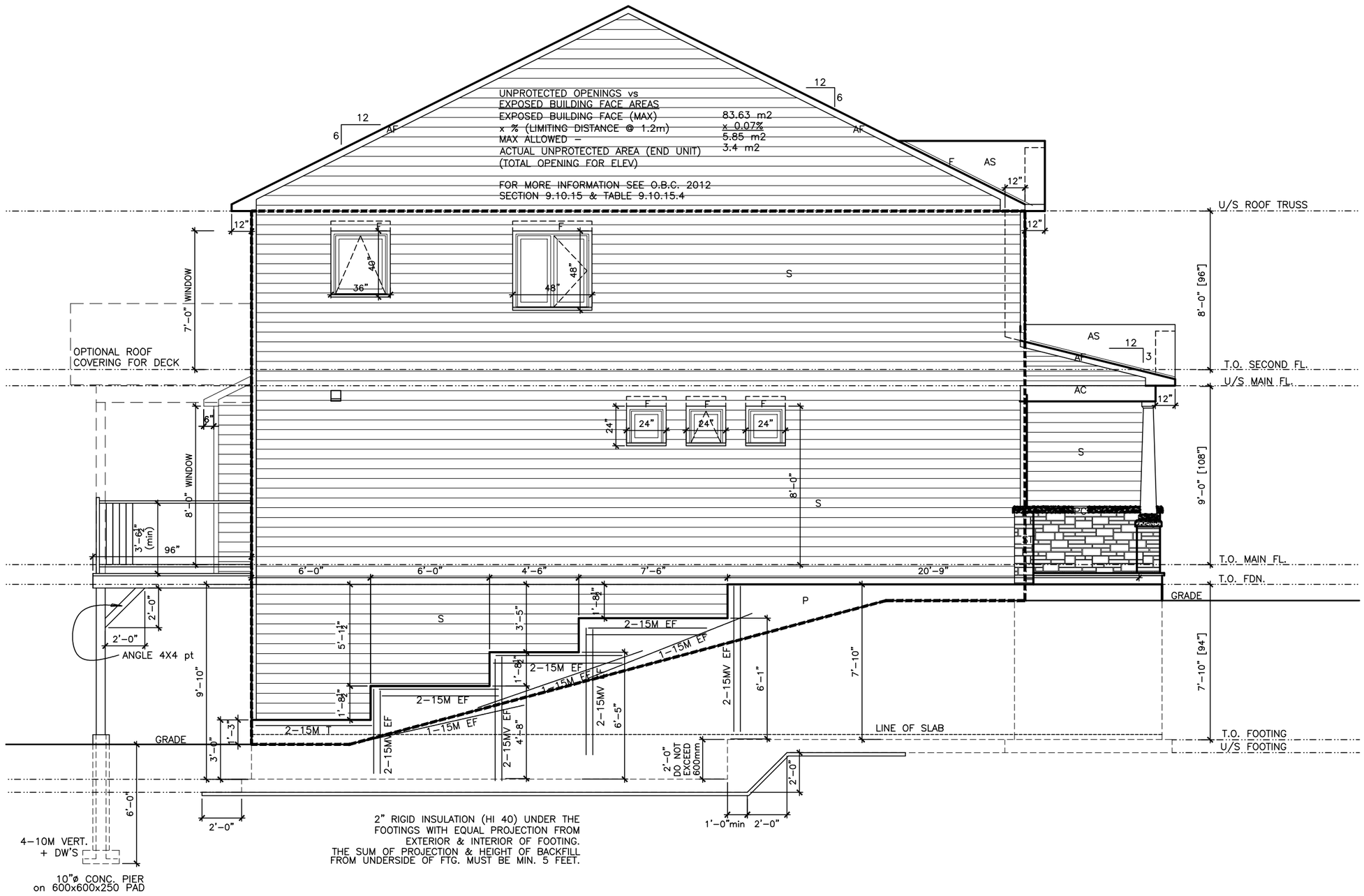

Left Side Elevation C - WOB

LOT XXxx

DATE XX/XX/XX

THIS DRAWINGS IS TO BE USED IN CONJUNCTION WITH SCHEDULE B-1A AND MAY SHOW ONLY SOME OF THE CHANGES DETAILED ON THAT DOCUMENT. SHOULD THE DRAWINGS NOT SHOW ALL ITEMS CONTAINED ON A SCHEDULE OR MISS OTHER ITEMS ALTOGETHER, THE SCHEDULE IS CONSIDERED THE GOVERNING DOCUMENT.
FLOORS CONT

TENDER 2017

I SCOTT IRWIN BCIN 20765 HAVE REVIEWED AND TAKE RESPONSIBILITY FOR DESIGN ACTIVITIES RELATING TO, HOUSE & SMALL BUILDINGS.

EXTERIOR FINISH LEGEND

B	– BRICK (MAIN)
B1	– BRICK SOLDIER COURSE (ACCENT)
B2	– BRICK SOLDIER COURSE (ACCENT) 20mm PROUD
B3	– BRICK SLEEPER COURSE
B4	– STACK BOND (ACCENT)
B5	– BRICK SILL (ACCENT)
B6	– BRICK ROW LOCK (ACCENT)
B7	– BRICK CORBELLING
B8	– BRICK COINING 20mm PROUD
+20	– BRICK 20mm PROUD
–20	– BRICK RECESSED 20mm
S	– SIDING (HORIZONTAL)
ST	– STONE VENEER
T	– TRIM 200mm COVE SIDING
AF	– ALUMINUM FACSIA
AC	– ALUMINUM CLADDING
AB	– 4' ALUMINUM BAND
AS	– ASPHALT SHINGLES
F	– FLASHING
V	– ROOF VENT MAX
P	– PARGING
PC	– PRECAST
PCH10	PRECAST HEADER 10"
PCH8–	PRECAST HEADER 8"
PCS	– PRECAST SILL
PCB	– PRECAST BAND
VS	– VINYL SHAKES
VEC	– SIDING (VERTICAL CORNER)

2012 OBC DRAWINGS

NO	DESCRIPTION	DATE	BY
4.	AS PER STRUCTURAL	11/29/16	
3	MANUFACTURED ROOF TRUSTS	04/12/16	
2.	MANUFACTURED FLOOR JOISTS	02/11/16	
1.	STANDARD DRAWINGS	28/09/15	SI

Valecraft Homes Ltd.

TITLE: House Side Elevation C - WOB

ACAD FILE: 1046 - The Hazelwood,dwg

SCALE: 3/16" = 1'-0"

1046 - The Hazelwood
2012 Footprint
(STANDARD DRAWINGS)

DWG. A-2f

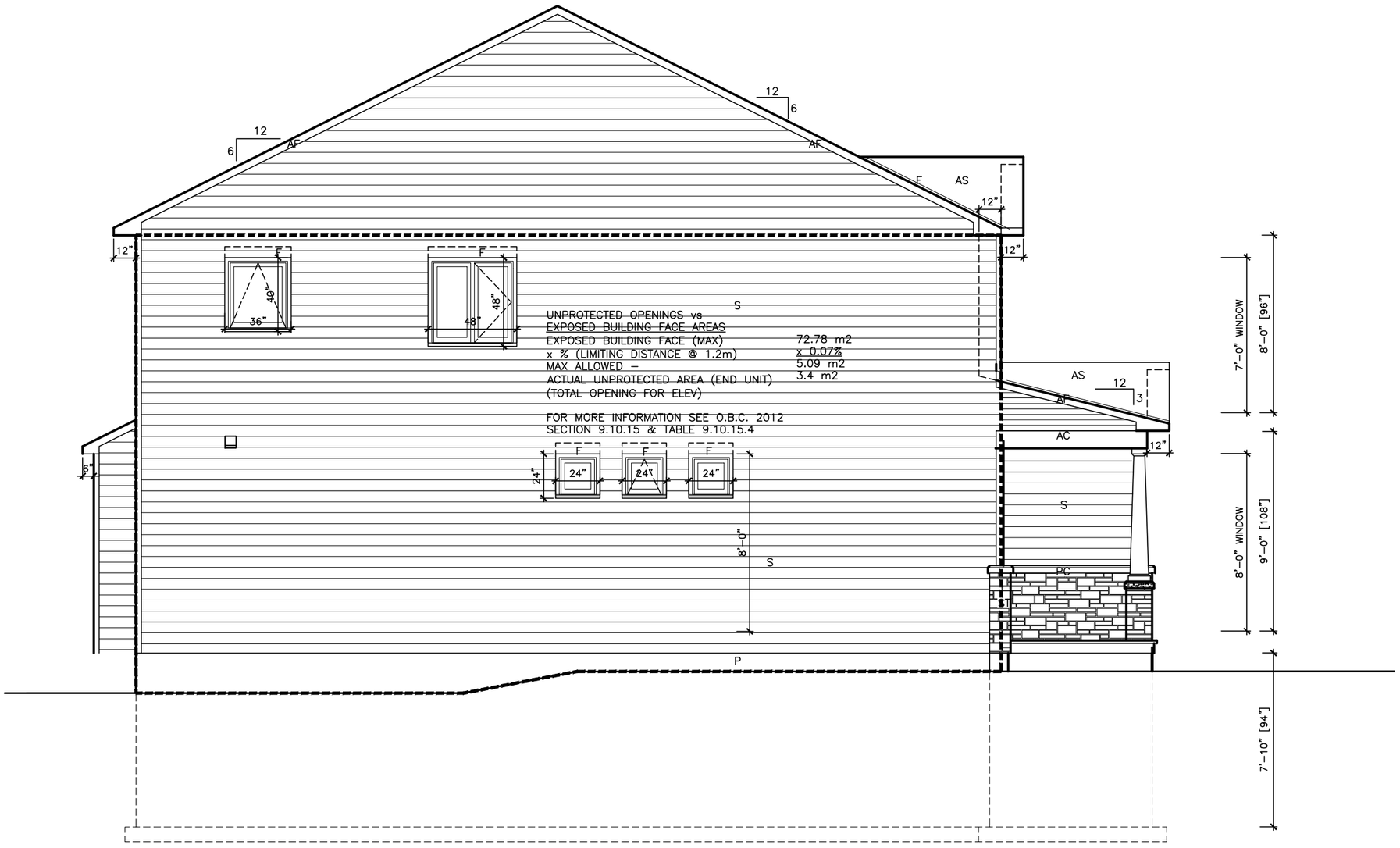

Left Side Elevation C

LOT XXxx

DATE XX/XX/XX

THIS DRAWINGS IS TO BE USED IN CONJUNCTION WITH SCHEDULE B-1A AND MAY SHOW ONLY SOME OF THE CHANGES DETAILED ON THAT DOCUMENT. SHOULD THE DRAWINGS NOT SHOW ALL ITEMS CONTAINED ON A SCHEDULE OR MISS OTHER ITEMS ALTOGETHER, THE SCHEDULE IS CONSIDERED THE GOVERNING DOCUMENT.
FLOORS CONT

TENDER 2017

I SCOTT IRWIN BCIN 20765 HAVE REVIEWED AND TAKE RESPONSIBILITY FOR DESIGN ACTIVITIES RELATING TO, HOUSE & SMALL BUILDINGS .

EXTERIOR FINISH LEGEND

B – BRICK (MAIN)
B1 – BRICK SOLDIER COURSE (ACCENT)
B2 – BRICK SOLDIER COURSE (ACCENT) 20mm PROUD
B3 – BRICK SLEEPER COURSE
B4 – STACK BOND (ACCENT)
B5 – BRICK SILL (ACCENT)
B6 – BRICK ROW LOCK (ACCENT)
B7 – BRICK CORBELLING
B8 – BRICK COINING 20mm PROUD
+20 – BRICK 20mm PROUD
–20 – BRICK RECESSED 20mm
S – SIDING (HORIZONTAL)
ST – STONE VENEER
T – TRIM 200mm COVE SIDING
AF – ALUMINUM FACSIA
AC – ALUMINUM CLADDING
AB – 4' ALUMINUM BAND
AS – ASPHALT SHINGLES
F – FLASHING
V – ROOF VENT MAX
P – PARGING
PC – PRECAST
PCH10 PRECAST HEADER 10"
PCH8– PRECAST HEADER 8"
PCS – PRECAST SILL
PCB – PRECAST BAND
VS – VINYL SHAKES
VEC – SIDING (VERTICAL CORNER)

2012 OBC DRAWINGS

NO	DESCRIPTION	DATE	BY
4.	AS PER STRUCTURAL	11/29/16	
3	MANUFACTURED ROOF TRUSTS	04/12/16	
2.	MANUFACTURED FLOOR JOISTS	02/11/16	
1.	STANDARD DRAWINGS	28/09/15	SI

Valecraft Homes Ltd.

TITLE: House Side Elevation C

ACAD FILE: 1046 - The Hazelwood.dwg

SCALE: 3/16" = 1'-0"

1046 - The Hazelwood
2012 Footprint
(STANDARD DRAWINGS)

DWG. A-2c

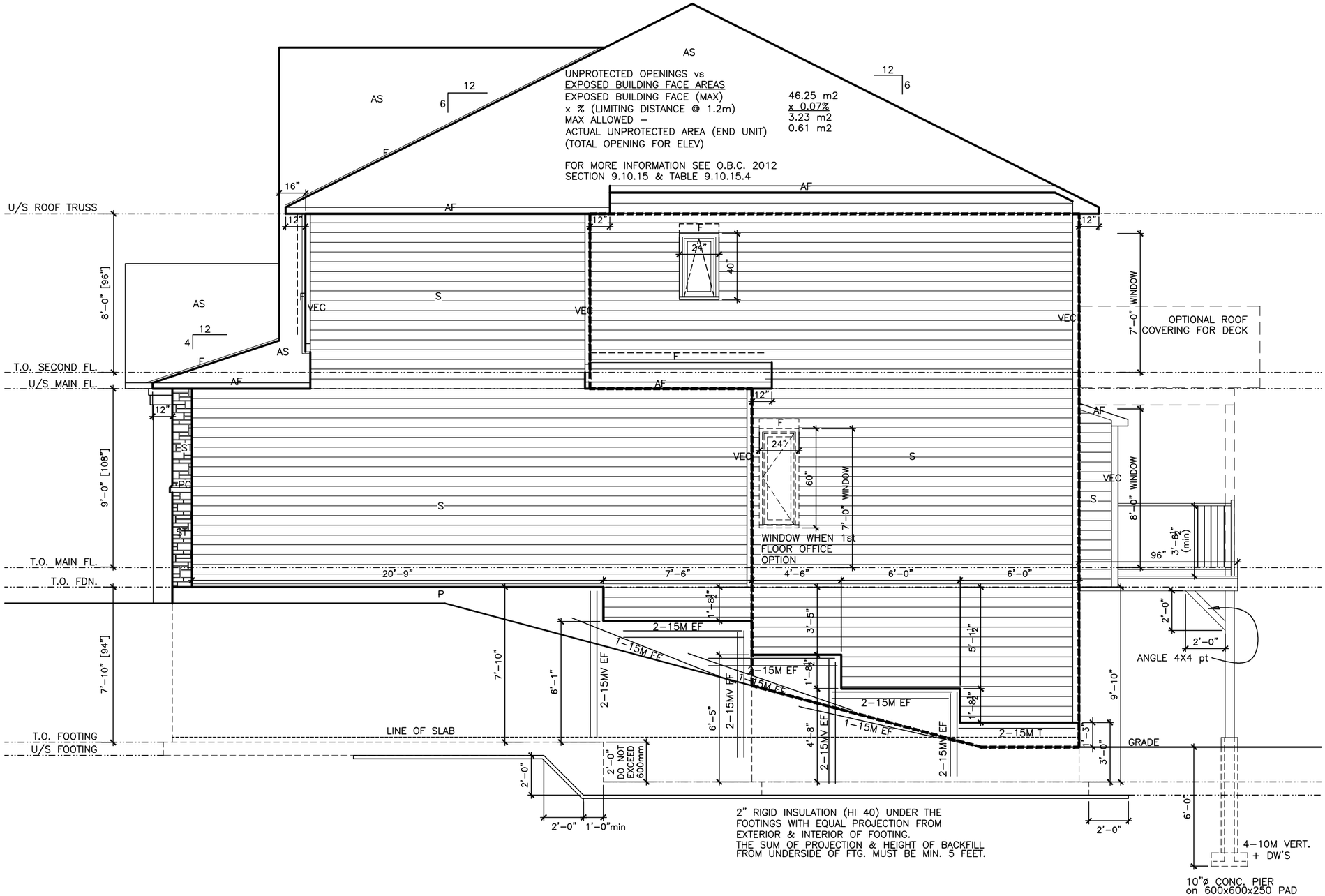

Right Side Elevation A - WOB

LOT XXxx

DATE XX/XX/XX

THIS DRAWINGS IS TO BE USED IN CONJUNCTION WITH SCHEDULE B-1A AND MAY SHOW ONLY SOME OF THE CHANGES DETAILED ON THAT DOCUMENT. SHOULD THE DRAWINGS NOT SHOW ALL ITEMS CONTAINED ON A SCHEDULE OR MISS OTHER ITEMS ALTOGETHER, THE SCHEDULE IS CONSIDERED THE GOVERNING DOCUMENT.
FLOORS CONT

TENDER 2017

I SCOTT IRWIN BCIN 20765 HAVE REVIEWED AND TAKE RESPONSIBILITY FOR DESIGN ACTIVITIES RELATING TO, HOUSE & SMALL BUILDINGS.

EXTERIOR FINISH LEGEND

B	– BRICK (MAIN)
B1	– BRICK SOLDIER COURSE (ACCENT)
B2	– BRICK SOLDIER COURSE (ACCENT) 20mm PROUD
B3	– BRICK SLEEPER COURSE
B4	– STACK BOND (ACCENT)
B5	– BRICK SILL (ACCENT)
B6	– BRICK ROW LOCK (ACCENT)
B7	– BRICK CORBELLING
B8	– BRICK COINING 20mm PROUD
+20	– BRICK 20mm PROUD
–20	– BRICK RECESSED 20mm
S	– SIDING (HORIZONTAL)
ST	– STONE VENEER
T	– TRIM 200mm COVE SIDING
AF	– ALUMINUM FACSIA
AC	– ALUMINUM CLADDING
AB	– 4' ALUMINUM BAND
AS	– ASPHALT SHINGLES
F	– FLASHING
V	– ROOF VENT MAX
P	– PARGING
PC	– PRECAST
PCH10	PRECAST HEADER 10"
PCH8	– PRECAST HEADER 8"
PCS	– PRECAST SILL
PCB	– PRECAST BAND
VS	– VINYL SHAKES
VEC	– SIDING (VERTICAL CORNER)

2012 OBC DRAWINGS

NO	DESCRIPTION	DATE	BY
4.	AS PER STRUCTURAL	11/29/16	
3	MANUFACTURED ROOF TRUSTS	04/12/16	
2.	MANUFACTURED FLOOR JOISTS	02/11/16	
1.	STANDARD DRAWINGS	28/09/15	SI

Valecraft Homes Ltd.

TITLE: Garage Side Elevation A - WOB

ACAD FILE: 1046 - The Hazelwood.dwg

SCALE: 3/16" = 1'-0"

1046 - The Hazelwood
2012 Footprint
(STANDARD DRAWINGS)

DWG. A-3d

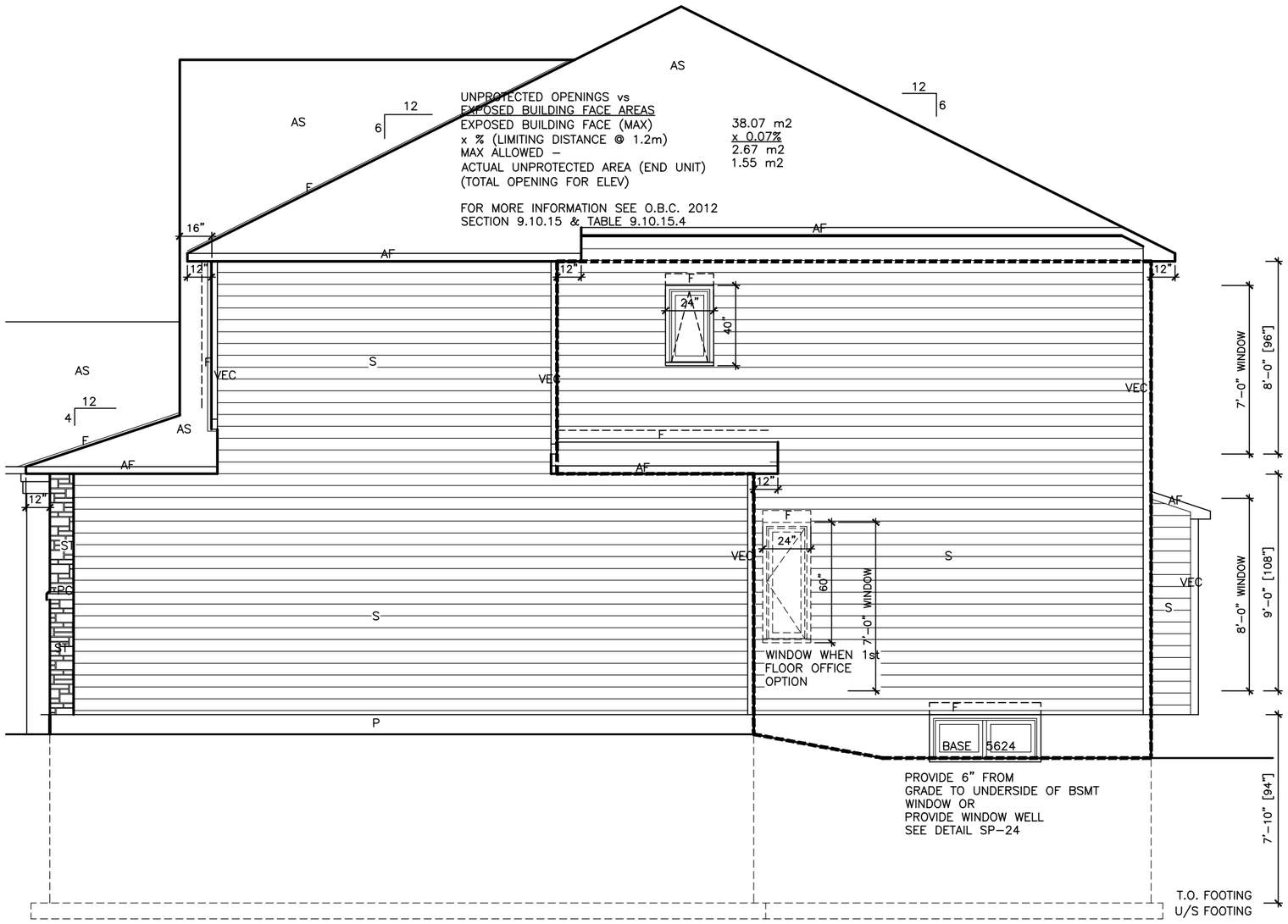

Right Side Elevation A

LOT XXxx

DATE XX/XX/XX

THIS DRAWINGS IS TO BE USED IN CONJUNCTION WITH SCHEDULE B-1A AND MAY SHOW ONLY SOME OF THE CHANGES DETAILED ON THAT DOCUMENT. SHOULD THE DRAWINGS NOT SHOW ALL ITEMS CONTAINED ON A SCHEDULE OR MISS OTHER ITEMS ALTOGETHER, THE SCHEDULE IS CONSIDERED THE GOVERNING DOCUMENT.
FLOORS CONT

TENDER 2017

I SCOTT IRWIN BCIN 20765 HAVE REVIEWED AND TAKE RESPONSIBILITY FOR DESIGN ACTIVITIES RELATING TO, HOUSE & SMALL BUILDINGS.

EXTERIOR FINISH LEGEND

B	– BRICK (MAIN)
B1	– BRICK SOLDIER COURSE (ACCENT)
B2	– BRICK SOLDIER COURSE (ACCENT) 20mm PROUD
B3	– BRICK SLEEPER COURSE
B4	– STACK BOND (ACCENT)
B5	– BRICK SILL (ACCENT)
B6	– BRICK ROW LOCK (ACCENT)
B7	– BRICK CORBELLING
B8	– BRICK COINING 20mm PROUD
+20	– BRICK 20mm PROUD
–20	– BRICK RECESSED 20mm
S	– SIDING (HORIZONTAL)
ST	– STONE VENEER
T	– TRIM 200mm COVE SIDING
AF	– ALUMINUM FACSIA
AC	– ALUMINUM CLADDING
AB	– 4' ALUMINUM BAND
AS	– ASPHALT SHINGLES
F	– FLASHING
V	– ROOF VENT MAX
P	– PARGING
PC	– PRECAST
PCH10	PRECAST HEADER 10"
PCH8	– PRECAST HEADER 8"
PCS	– PRECAST SILL
PCB	– PRECAST BAND
VS	– VINYL SHAKES
VEC	– SIDING (VERTICAL CORNER)

2012 OBC DRAWINGS

NO	DESCRIPTION	DATE	BY
4.	AS PER STRUCTURAL	11/29/16	
3	MANUFACTURED ROOF TRUSTS	04/12/16	
2.	MANUFACTURED FLOOR JOISTS	02/11/16	
1.	STANDARD DRAWINGS	28/09/15	SI

Valecraft Homes Ltd.

TITLE:
Garage Side Elevation A

ACAD FILE: 1046 - The Hazelwood.dwg

SCALE: 3/16" = 1'-0"

1046 - The Hazelwood
2012 Footprint
(STANDARD DRAWINGS)

DWG. A-3d

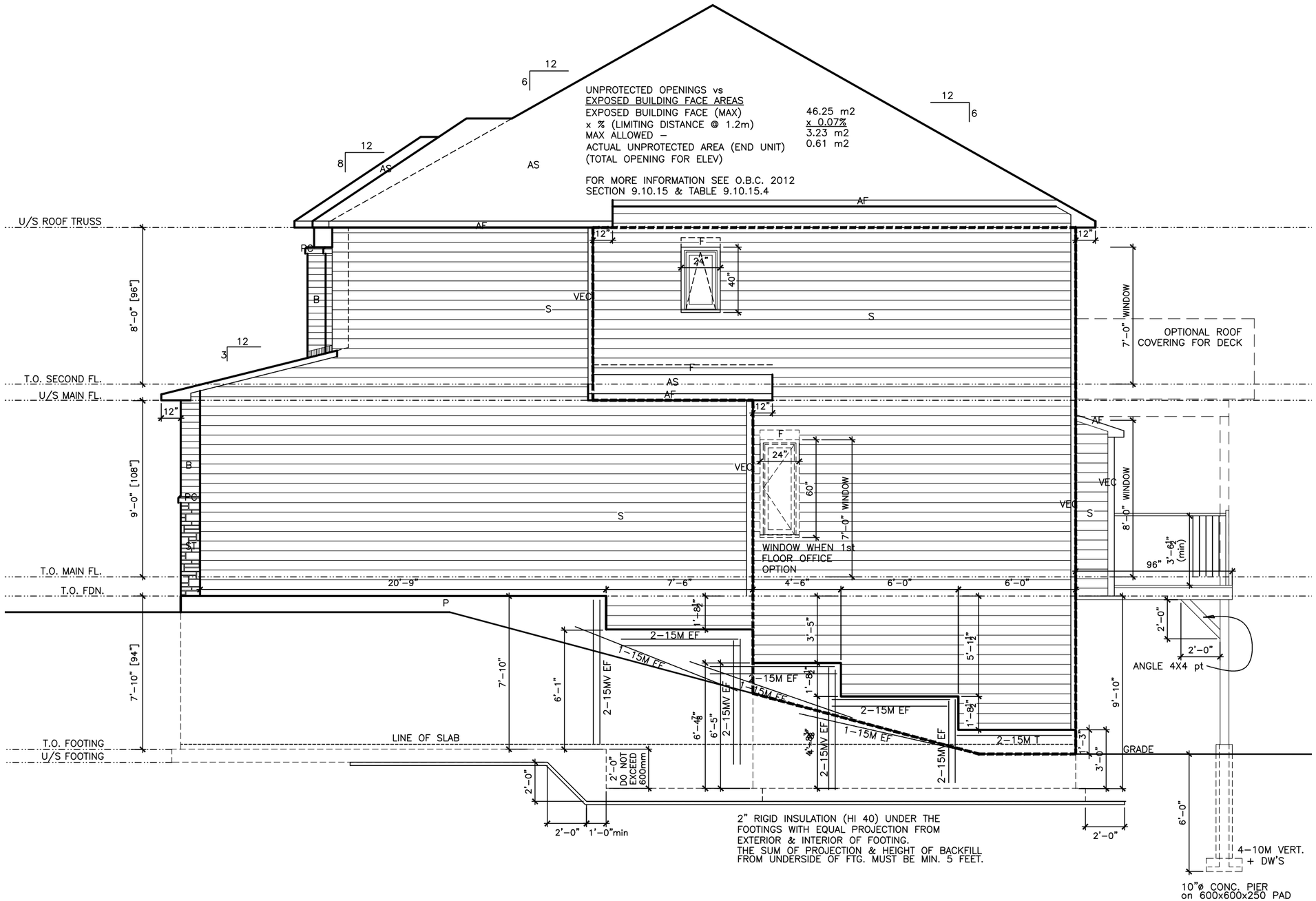

Right Side Elevation B - WOB

LOT XXxx

DATE XX/XX/XX

THIS DRAWINGS IS TO BE USED IN CONJUNCTION WITH SCHEDULE B-1A AND MAY SHOW ONLY SOME OF THE CHANGES DETAILED ON THAT DOCUMENT. SHOULD THE DRAWINGS NOT SHOW ALL ITEMS CONTAINED ON A SCHEDULE OR MISS OTHER ITEMS ALTOGETHER, THE SCHEDULE IS CONSIDERED THE GOVERNING DOCUMENT.
FLOORS CONT

TENDER 2017

I SCOTT IRWIN BCIN 20765 HAVE REVIEWED AND TAKE RESPONSIBILITY FOR DESIGN ACTIVITIES RELATING TO, HOUSE & SMALL BUILDINGS .

EXTERIOR FINISH LEGEND

B	–	BRICK (MAIN)
B1	–	BRICK SOLDIER COURSE (ACCENT)
B2	–	BRICK SOLDIER COURSE (ACCENT) 20mm PROUD
B3	–	BRICK SLEEPER COURSE
B4	–	STACK BOND (ACCENT)
B5	–	BRICK SILL (ACCENT)
B6	–	BRICK ROW LOCK (ACCENT)
B7	–	BRICK CORBELLING
B8	–	BRICK COINING 20mm PROUD
+20	–	BRICK 20mm PROUD
–20	–	BRICK RECESSED 20mm
S	–	SIDING (HORIZONTAL)
ST	–	STONE VENEER
T	–	TRIM 200mm COVE SIDING
AF	–	ALUMINUM FACSIA
AC	–	ALUMINUM CLADDING
AB	–	4' ALUMINUM BAND
AS	–	ASPHALT SHINGLES
F	–	FLASHING
V	–	ROOF VENT MAX
P	–	PARGING
PC	–	PRECAST
PCH10		PRECAST HEADER 10"
PCH8	–	PRECAST HEADER 8"
PCS	–	PRECAST SILL
PCB	–	PRECAST BAND
VS	–	VINYL SHAKES
VEC	–	SIDING (VERTICAL CORNER)

2012 OBC DRAWINGS

NO	DESCRIPTION	DATE	BY
4.	AS PER STRUCTURAL	11/29/16	
3	MANUFACTURED ROOF TRUSTS	04/12/16	
2.	MANUFACTURED FLOOR JOISTS	02/11/16	
1.	STANDARD DRAWINGS	28/09/15	SI

Valecraft Homes Ltd.

TITLE:
Garage Side Elevation B - WOB

ACAD FILE: 1046 - The Hazelwood.dwg

SCALE: 3/16" = 1'-0"

1046 - The Hazelwood
2012 Footprint
(STANDARD DRAWINGS)

DWG. A-3e

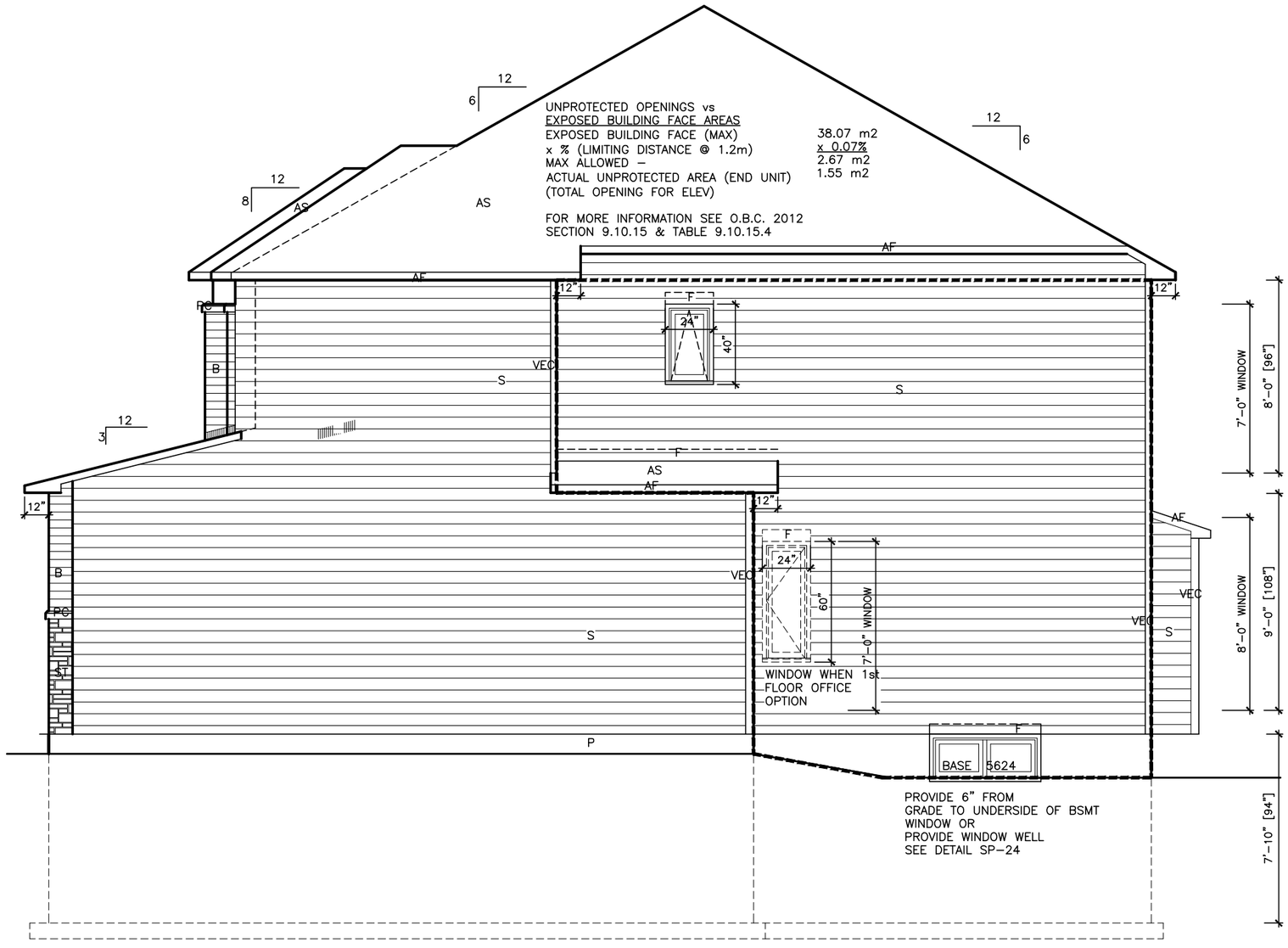

Right Side Elevation B

LOT XXxx

DATE XX/XX/XX

THIS DRAWINGS IS TO BE USED IN CONJUNCTION WITH SCHEDULE B-1A AND MAY SHOW ONLY SOME OF THE CHANGES DETAILED ON THAT DOCUMENT. SHOULD THE DRAWINGS NOT SHOW ALL ITEMS CONTAINED ON A SCHEDULE OR MISS OTHER ITEMS ALTOGETHER, THE SCHEDULE IS CONSIDERED THE GOVERNING DOCUMENT.
FLOORS CONT

TENDER 2017

I SCOTT IRWIN BCIN 20765 HAVE REVIEWED AND TAKE RESPONSIBILITY FOR DESIGN ACTIVITIES RELATING TO, HOUSE & SMALL BUILDINGS.

EXTERIOR FINISH LEGEND

B	– BRICK (MAIN)
B1	– BRICK SOLDIER COURSE (ACCENT)
B2	– BRICK SOLDIER COURSE (ACCENT) 20mm PROUD
B3	– BRICK SLEEPER COURSE
B4	– STACK BOND (ACCENT)
B5	– BRICK SILL (ACCENT)
B6	– BRICK ROW LOCK (ACCENT)
B7	– BRICK CORBELLING
B8	– BRICK COINING 20mm PROUD
+20	– BRICK 20mm PROUD
–20	– BRICK RECESSED 20mm
S	– SIDING (HORIZONTAL)
ST	– STONE VENEER
T	– TRIM 200mm COVE SIDING
AF	– ALUMINUM FACSIA
AC	– ALUMINUM CLADDING
AB	– 4' ALUMINUM BAND
AS	– ASPHALT SHINGLES
F	– FLASHING
V	– ROOF VENT MAX
P	– PARGING
PC	– PRECAST
PCH10	PRECAST HEADER 10"
PCH8	– PRECAST HEADER 8"
PCS	– PRECAST SILL
PCB	– PRECAST BAND
VS	– VINYL SHAKES
VEC	– SIDING (VERTICAL CORNER)

2012 OBC DRAWINGS

NO	DESCRIPTION	DATE	BY
4.	AS PER STRUCTURAL	11/29/16	
3	MANUFACTURED ROOF TRUSTS	04/12/16	
2.	MANUFACTURED FLOOR JOISTS	02/11/16	
1.	STANDARD DRAWINGS	28/09/15	SI

Valecraft Homes Ltd.

TITLE:
Garage Side Elevation B

ACAD FILE: 1046 - The Hazelwood.dwg

SCALE: 3/16" = 1'-0"

1046 - The Hazelwood
2012 Footprint
(STANDARD DRAWINGS)

DWG. A-3d

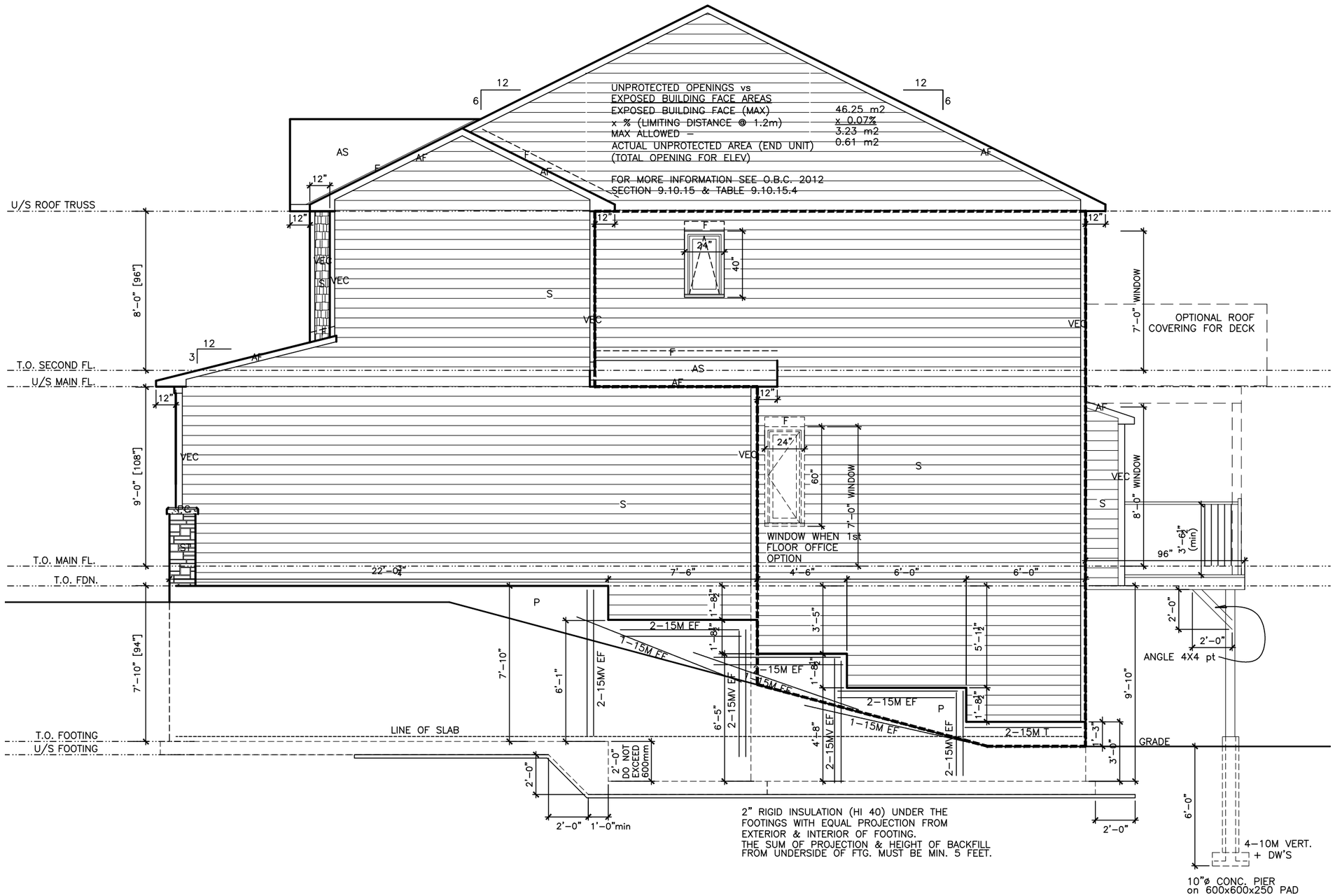

Right Side Elevation C - WOB

LOT XXxx

DATE XX/XX/XX

THIS DRAWINGS IS TO BE USED IN CONJUNCTION WITH SCHEDULE B-1A AND MAY SHOW ONLY SOME OF THE CHANGES DETAILED ON THAT DOCUMENT. SHOULD THE DRAWINGS NOT SHOW ALL ITEMS CONTAINED ON A SCHEDULE OR MISS OTHER ITEMS ALTOGETHER, THE SCHEDULE IS CONSIDERED THE GOVERNING DOCUMENT.
FLOORS CONT

TENDER 2017

I SCOTT IRWIN BCIN 20765 HAVE REVIEWED AND TAKE RESPONSIBILITY FOR DESIGN ACTIVITIES RELATING TO, HOUSE & SMALL BUILDINGS.

EXTERIOR FINISH LEGEND

B – BRICK (MAIN)
B1 – BRICK SOLDIER COURSE (ACCENT)
B2 – BRICK SOLDIER COURSE (ACCENT) 20mm PROUD
B3 – BRICK SLEEPER COURSE
B4 – STACK BOND (ACCENT)
B5 – BRICK SILL (ACCENT)
B6 – BRICK ROW LOCK (ACCENT)
B7 – BRICK CORBELLING
B8 – BRICK COINING 20mm PROUD
+20 – BRICK 20mm PROUD
–20 – BRICK RECESSED 20mm
S – SIDING (HORIZONTAL)
ST – STONE VENEER
T – TRIM 200mm COVE SIDING
AF – ALUMINUM FACSIA
AC – ALUMINUM CLADDING
AB – 4' ALUMINUM BAND
AS – ASPHALT SHINGLES
F – FLASHING
V – ROOF VENT MAX
P – PARGING
PC – PRECAST
PCH10 PRECAST HEADER 10"
PCH8– PRECAST HEADER 8"
PCS – PRECAST SILL
PCB – PRECAST BAND
VS – VINYL SHAKES
VEC – SIDING (VERTICAL CORNER)

2012 OBC DRAWINGS

NO	DESCRIPTION	DATE	BY
4.	AS PER STRUCTURAL	11/29/16	
3.	MANUFACTURED ROOF TRUSTS	04/12/16	
2.	MANUFACTURED FLOOR JOISTS	02/11/16	
1.	STANDARD DRAWINGS	28/09/15	SI

Valecraft Homes Ltd.

TITLE: Garage Side Elevation C - WOB

ACAD FILE: 1046 - The Hazelwood.dwg

SCALE: 3/16" = 1'-0"

1046 - The Hazelwood
2012 Footprint
(STANDARD DRAWINGS)

DWG. A-3f

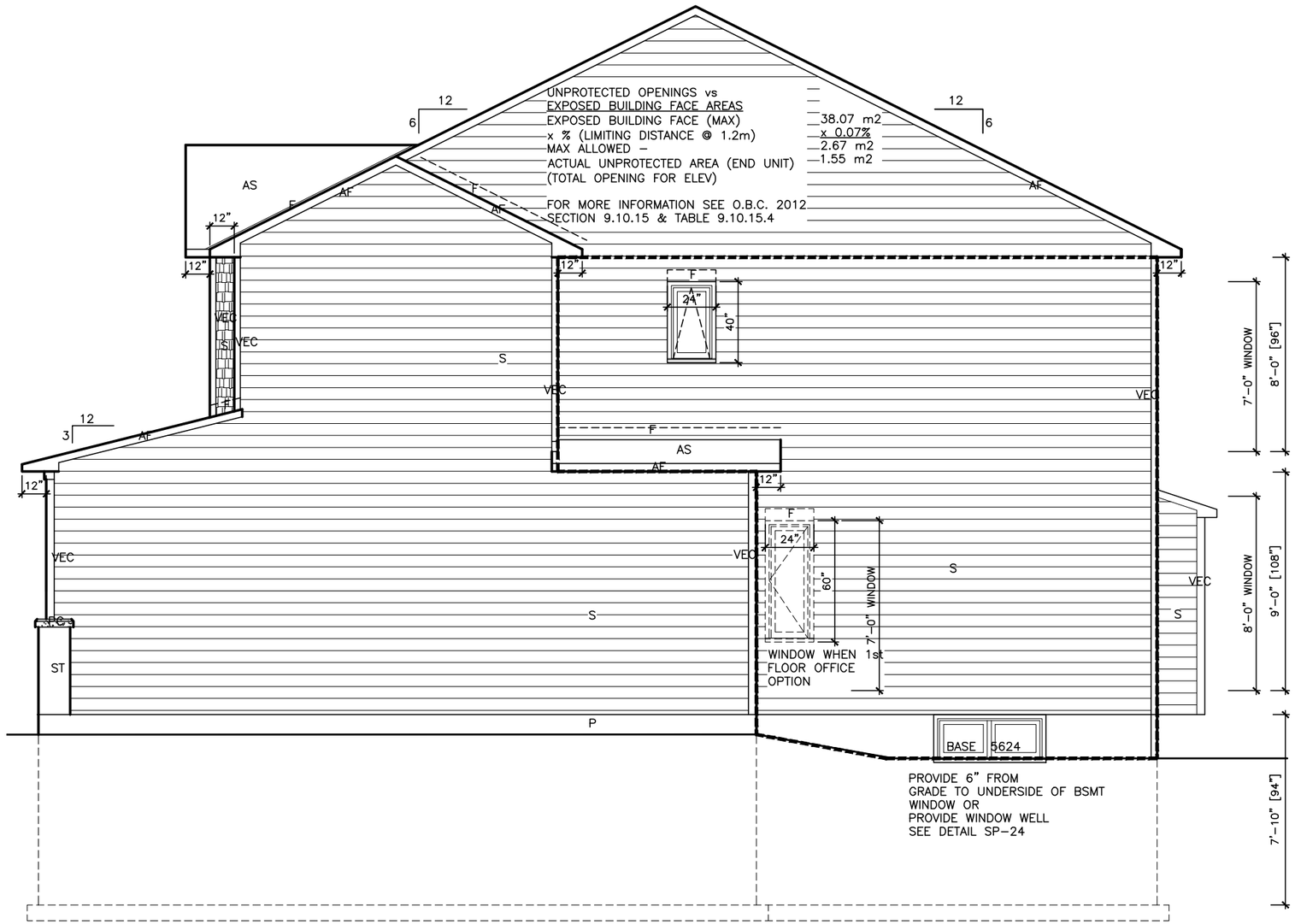

Right Side Elevation C

LOT XXxx

DATE XX/XX/XX

THIS DRAWINGS IS TO BE USED IN CONJUNCTION WITH SCHEDULE B-1A AND MAY SHOW ONLY SOME OF THE CHANGES DETAILED ON THAT DOCUMENT. SHOULD THE DRAWINGS NOT SHOW ALL ITEMS CONTAINED ON A SCHEDULE OR MISS OTHER ITEMS ALTOGETHER, THE SCHEDULE IS CONSIDERED THE GOVERNING DOCUMENT.
FLOORS CONT

TENDER 2017

I SCOTT IRWIN BCIN 20765 HAVE REVIEWED AND TAKE RESPONSIBILITY FOR DESIGN ACTIVITIES RELATING TO, HOUSE & SMALL BUILDINGS .

EXTERIOR FINISH LEGEND

B – BRICK (MAIN)
B1 – BRICK SOLDIER COURSE (ACCENT)
B2 – BRICK SOLDIER COURSE (ACCENT) 20mm PROUD
B3 – BRICK SLEEPER COURSE
B4 – STACK BOND (ACCENT)
B5 – BRICK SILL (ACCENT)
B6 – BRICK ROW LOCK (ACCENT)
B7 – BRICK CORBELLING
B8 – BRICK COINING 20mm PROUD
+20 – BRICK 20mm PROUD
–20 – BRICK RECESSED 20mm
S – SIDING (HORIZONTAL)
ST – STONE VENEER
T – TRIM 200mm COVE SIDING
AF – ALUMINUM FACSIA
AC – ALUMINUM CLADDING
AB – 4' ALUMINUM BAND
AS – ASPHALT SHINGLES
F – FLASHING
V – ROOF VENT MAX
P – PARGING
PC – PRECAST
PCH10 PRECAST HEADER 10"
PCH8– PRECAST HEADER 8"
PCS – PRECAST SILL
PCB – PRECAST BAND
VS – VINYL SHAKES
VEC – SIDING (VERTICAL CORNER)

2012 OBC DRAWINGS

NO	DESCRIPTION	DATE	BY
4.	AS PER STRUCTURAL	11/29/16	
3.	MANUFACTURED ROOF TRUSTS	04/12/16	
2.	MANUFACTURED FLOOR JOISTS	02/11/16	
1.	STANDARD DRAWINGS	28/09/15	SI

Valecraft Homes Ltd.

TITLE: Garage Side Elevation C

ACAD FILE: 1046 - The Hazelwood.dwg

SCALE: 3/16" = 1'-0"

1046 - The Hazelwood
2012 Footprint
(STANDARD DRAWINGS)

DWG. A-3f

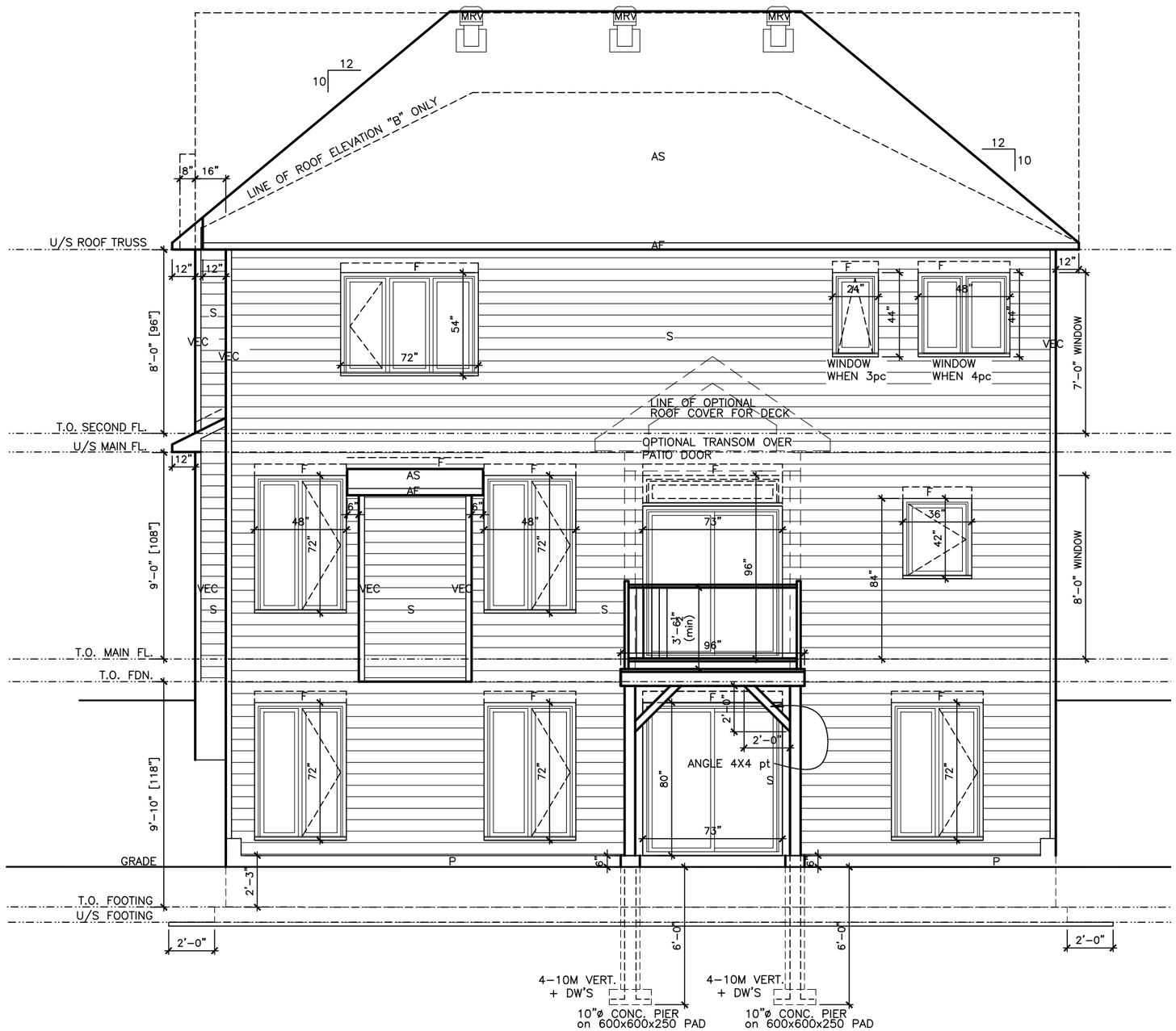

Rear Elevation - WOB

LOT XXxx

DATE XX/XX/XX

THIS DRAWINGS IS TO BE USED IN CONJUNCTION WITH SCHEDULE B-1A AND MAY SHOW ONLY SOME OF THE CHANGES DETAILED ON THAT DOCUMENT. SHOULD THE DRAWINGS NOT SHOW ALL ITEMS CONTAINED ON A SCHEDULE OR MISS OTHER ITEMS ALTOGETHER, THE SCHEDULE IS CONSIDERED THE GOVERNING DOCUMENT.
FLOORS CONT

TENDER 2017

I SCOTT IRWIN BCIN 20765 HAVE REVIEWED AND TAKE RESPONSIBILITY FOR DESIGN ACTIVITIES RELATING TO, HOUSE & SMALL BUILDINGS .

EXTERIOR FINISH LEGEND

B	– BRICK (MAIN)
B1	– BRICK SOLDIER COURSE (ACCENT)
B2	– BRICK SOLDIER COURSE (ACCENT) 20mm PROUD
B3	– BRICK SLEEPER COURSE
B4	– STACK BOND (ACCENT)
B5	– BRICK SILL (ACCENT)
B6	– BRICK ROW LOCK (ACCENT)
B7	– BRICK CORBELLING
B8	– BRICK COINING 20mm PROUD
+20	– BRICK 20mm PROUD
–20	– BRICK RECESSED 20mm
S	– SIDING (HORIZONTAL)
ST	– STONE VENEER
T	– TRIM 200mm COVE SIDING
AF	– ALUMINUM FACSIA
AC	– ALUMINUM CLADDING
AB	– 4' ALUMINUM BAND
AS	– ASPHALT SHINGLES
F	– FLASHING
V	– ROOF VENT MAX
P	– PARGING
PC	– PRECAST
PCH10	PRECAST HEADER 10"
PCH8	– PRECAST HEADER 8"
PCS	– PRECAST SILL
PCB	– PRECAST BAND
VS	– VINYL SHAKES
VEC	– SIDING (VERTICAL CORNER)

2012 OBC DRAWINGS

NO	DESCRIPTION	DATE	BY
4.	AS PER STRUCTURAL	11/29/16	
3	MANUFACTURED ROOF TRUSTS	04/12/16	
2.	MANUFACTURED FLOOR JOISTS	02/11/16	
1.	STANDARD DRAWINGS	28/09/15	SI

Valecraft Homes Ltd.

TITLE: Rear Elevation WOB

ACAD FILE: 1046 - The Hazelwood.dwg

SCALE: 3/16" = 1'-0"

1046 - The Hazelwood 2012 Footprint
(STANDARD DRAWINGS)

DWG. A-4b

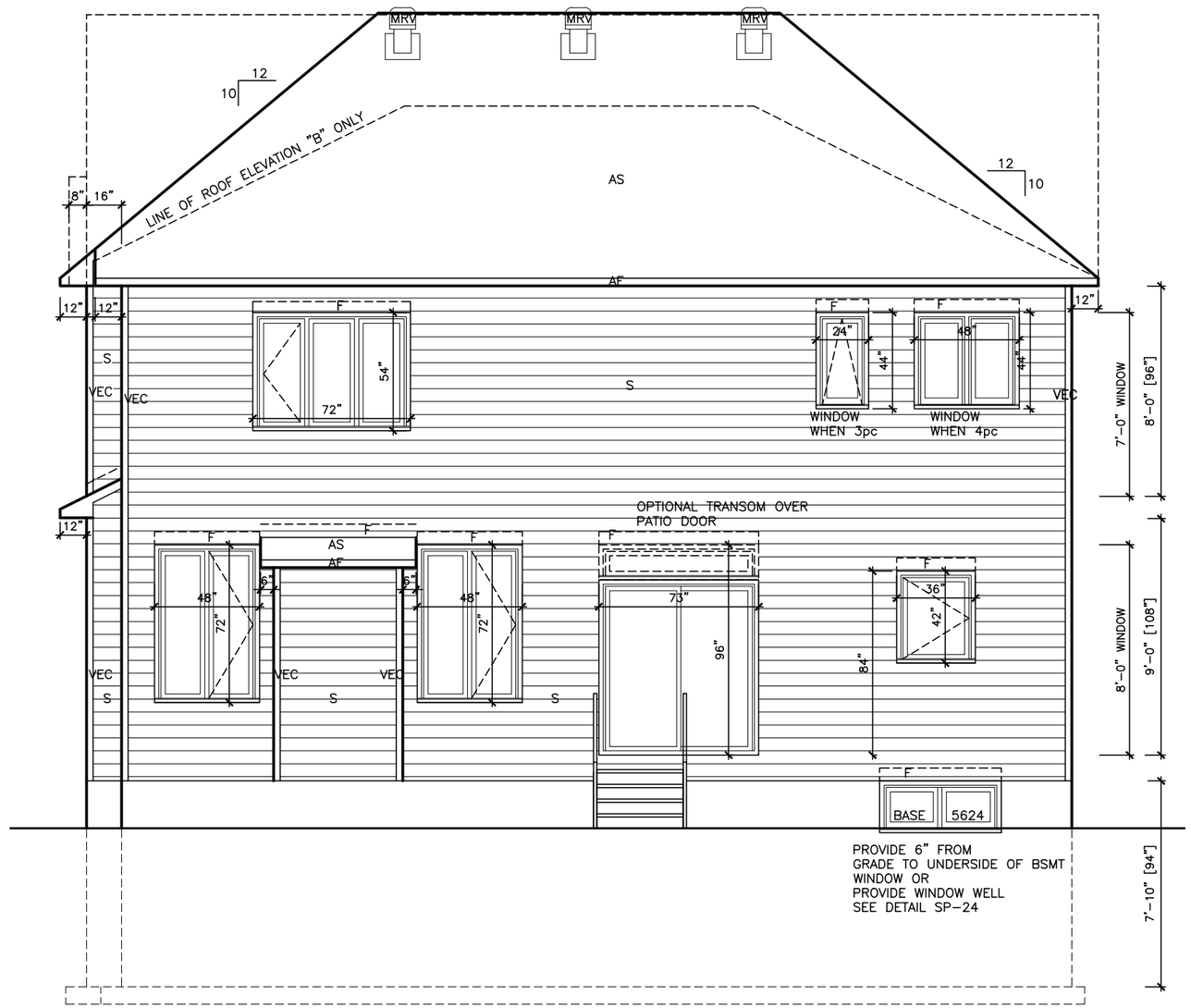

Rear Elevation - 4 Bedroom

LOT XXxx

DATE XX/XX/XX

THIS DRAWINGS IS TO BE USED IN CONJUNCTION WITH SCHEDULE B-1A AND MAY SHOW ONLY SOME OF THE CHANGES DETAILED ON THAT DOCUMENT. SHOULD THE DRAWINGS NOT SHOW ALL ITEMS CONTAINED ON A SCHEDULE OR MISS OTHER ITEMS ALTOGETHER, THE SCHEDULE IS CONSIDERED THE GOVERNING DOCUMENT.
FLOORS CONT

TENDER 2017

I SCOTT IRWIN BCIN 20765 HAVE REVIEWED AND TAKE RESPONSIBILITY FOR DESIGN ACTIVITIES RELATING TO, HOUSE & SMALL BUILDINGS .

EXTERIOR FINISH LEGEND

B	– BRICK (MAIN)
B1	– BRICK SOLDIER COURSE (ACCENT)
B2	– BRICK SOLDIER COURSE (ACCENT) 20mm PROUD
B3	– BRICK SLEEPER COURSE
B4	– STACK BOND (ACCENT)
B5	– BRICK SILL (ACCENT)
B6	– BRICK ROW LOCK (ACCENT)
B7	– BRICK CORBELLING
B8	– BRICK COINING 20mm PROUD
+20	– BRICK 20mm PROUD
–20	– BRICK RECESSED 20mm
S	– SIDING (HORIZONTAL)
ST	– STONE VENEER
T	– TRIM 200mm COVE SIDING
AF	– ALUMINUM FACSIA
AC	– ALUMINUM CLADDING
AB	– 4' ALUMINUM BAND
AS	– ASPHALT SHINGLES
F	– FLASHING
V	– ROOF VENT MAX
P	– PARGING
PC	– PRECAST
PCH10	PRECAST HEADER 10"
PCH8	– PRECAST HEADER 8"
PCS	– PRECAST SILL
PCB	– PRECAST BAND
VS	– VINYL SHAKES
VEC	– SIDING (VERTICAL CORNER)

2012 OBC DRAWINGS

NO	DESCRIPTION	DATE	BY
4.	AS PER STRUCTURAL	11/29/16	
3	MANUFACTURED ROOF TRUSTS	04/12/16	
2.	MANUFACTURED FLOOR JOISTS	02/11/16	
1.	STANDARD DRAWINGS	28/09/15	SI

Valecraft Homes Ltd.

TITLE:
Rear Elevation 4 Bedroom

ACAD FILE:
1046 - The Hazelwood.dwg

SCALE:
3/16" = 1'-0"

1046 - The Hazelwood
2012 Footprint
(STANDARD DRAWINGS)

DWG.
A-4

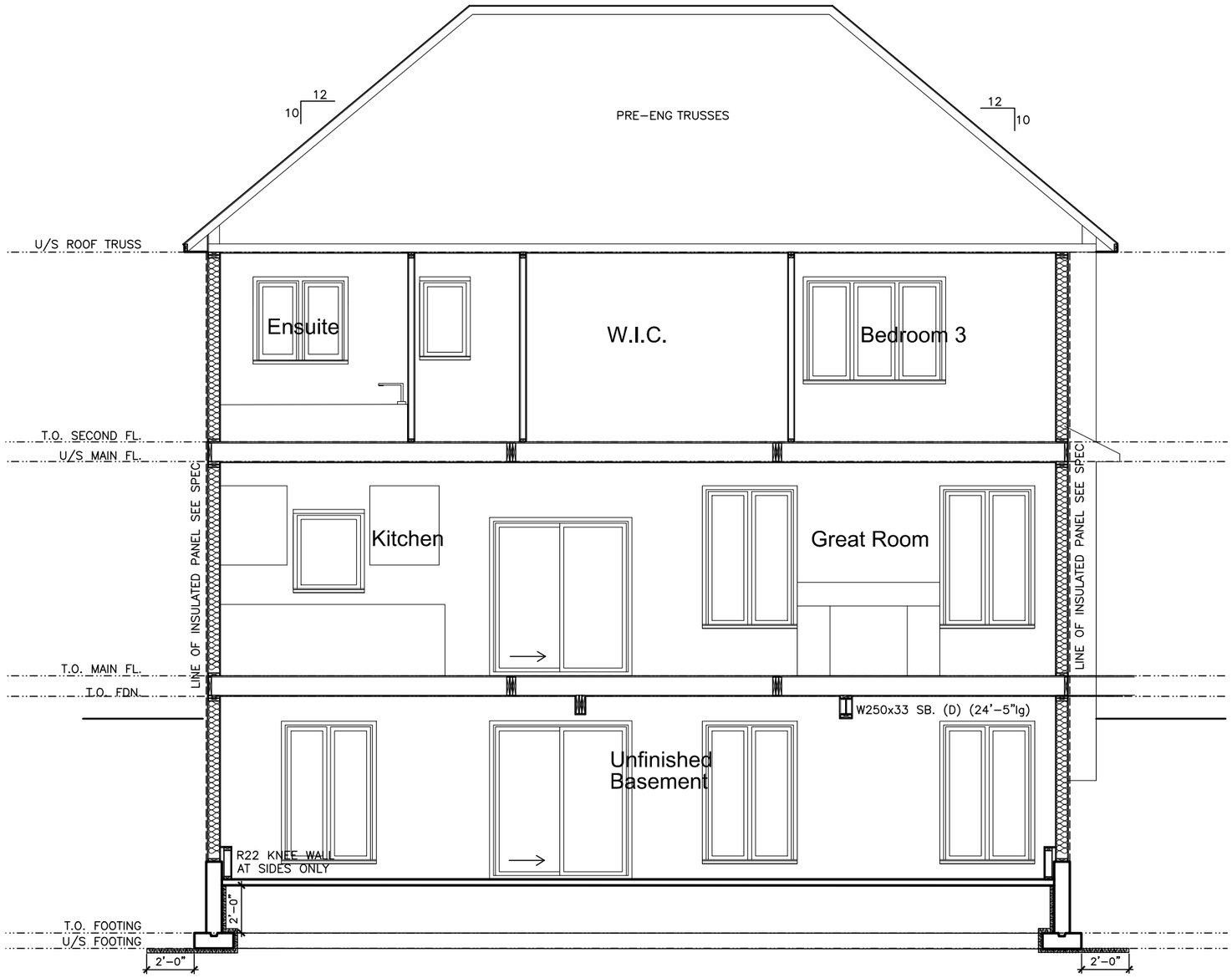

Section WOB

LOT XXxx

DATE XX/XX/XX

THIS DRAWINGS IS TO BE USED IN CONJUNCTION WITH SCHEDULE B-1A AND MAY SHOW ONLY SOME OF THE CHANGES DETAILED ON THAT DOCUMENT. SHOULD THE DRAWINGS NOT SHOW ALL ITEMS CONTAINED ON A SCHEDULE OR MISS OTHER ITEMS ALTOGETHER, THE SCHEDULE IS CONSIDERED THE GOVERNING DOCUMENT.
FLOORS CONT

TENDER 2017

I SCOTT IRWIN BCIN 20765 HAVE REVIEWED AND TAKE RESPONSIBILITY FOR DESIGN ACTIVITIES RELATING TO, HOUSE & SMALL BUILDINGS .

EXTERIOR FINISH LEGEND

B – BRICK (MAIN)
B1 – BRICK SOLDIER COURSE (ACCENT)
B2 – BRICK SOLDIER COURSE (ACCENT) 20mm PROUD
B3 – BRICK SLEEPER COURSE
B4 – STACK BOND (ACCENT)
B5 – BRICK SILL (ACCENT)
B6 – BRICK ROW LOCK (ACCENT)
B7 – BRICK CORBELLING
B8 – BRICK COINING 20mm PROUD
+20 – BRICK 20mm PROUD
–20 – BRICK RECESSED 20mm
S – SIDING (HORIZONTAL)
ST – STONE VENEER
T – TRIM 200mm COVE SIDING
AF – ALUMINUM FACSIA
AC – ALUMINUM CLADDING
AB – 4' ALUMINUM BAND
AS – ASPHALT SHINGLES
F – FLASHING
V – ROOF VENT MAX
P – PARGING
PC – PRECAST
PCH10 PRECAST HEADER 10"
PCH8– PRECAST HEADER 8"
PCS – PRECAST SILL
PCB – PRECAST BAND
VS – VINYL SHAKES
VEC – SIDING (VERTICAL CORNER)

2012 OBC DRAWINGS

NO	DESCRIPTION	DATE	BY
4.	AS PER STRUCTURAL	11/29/16	
3	MANUFACTURED ROOF TRUSTS	04/12/16	
2.	MANUFACTURED FLOOR JOISTS	02/11/16	
1.	STANDARD DRAWINGS	28/09/15	SI

Valecraft Homes Ltd.

TITLE: Section WOB

ACAD FILE: 1046 - The Hazelwood.dwg

SCALE: 3/16" = 1'-0"

1046 - The Hazelwood
2012 Footprint
(STANDARD DRAWINGS)

DWG. A-5b

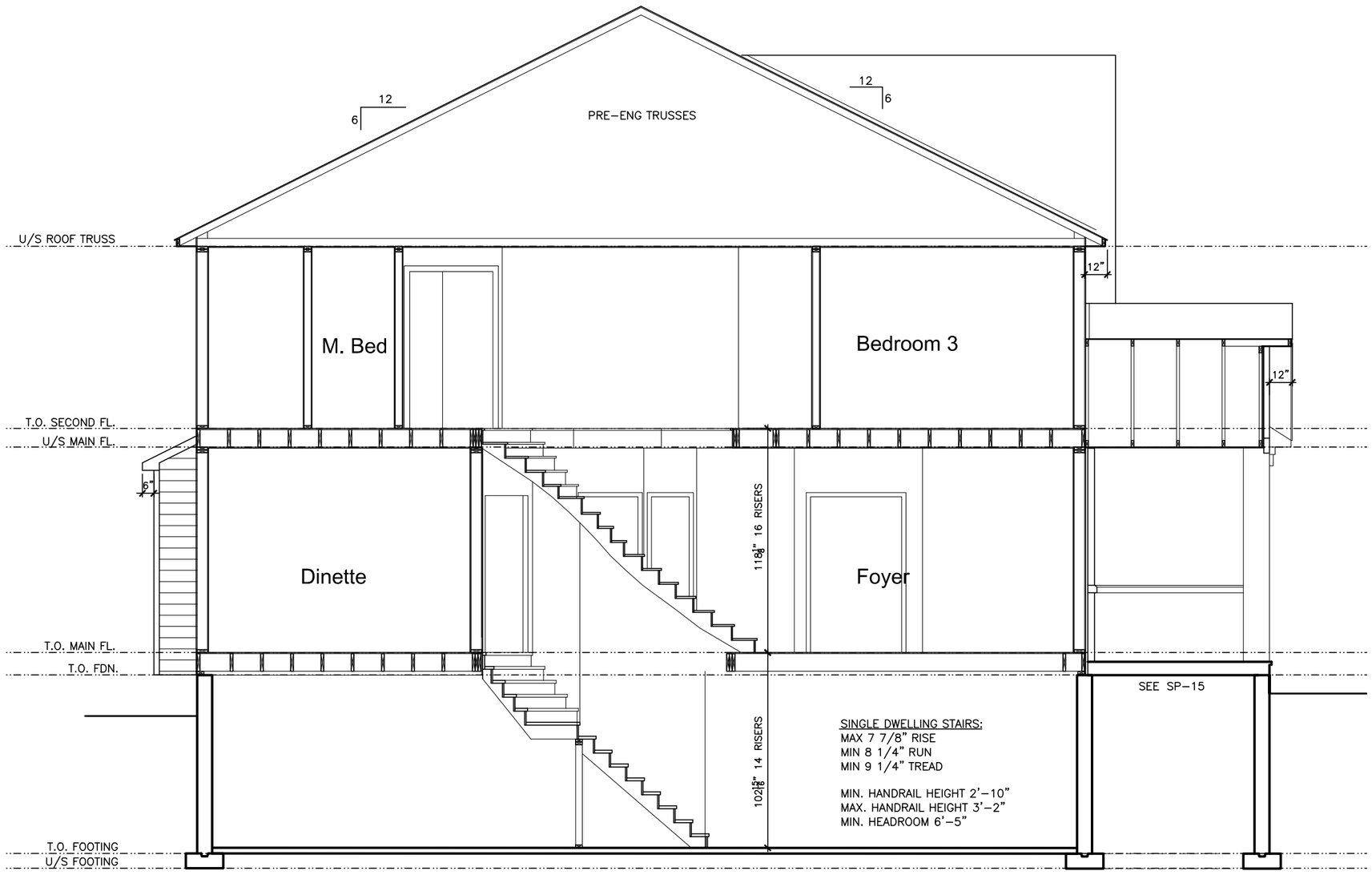

Section

LOT XXxx

DATE XX/XX/XX

THIS DRAWINGS IS TO BE USED IN CONJUNCTION WITH SCHEDULE B-1A AND MAY SHOW ONLY SOME OF THE CHANGES DETAILED ON THAT DOCUMENT. SHOULD THE DRAWINGS NOT SHOW ALL ITEMS CONTAINED ON A SCHEDULE OR MISS OTHER ITEMS ALTOGETHER, THE SCHEDULE IS CONSIDERED THE GOVERNING DOCUMENT.
FLOORS CONT

TENDER 2017

I SCOTT IRWIN BCIN 20765 HAVE REVIEWED AND TAKE RESPONSIBILITY FOR DESIGN ACTIVITIES RELATING TO, HOUSE & SMALL BUILDINGS .

EXTERIOR FINISH LEGEND

B – BRICK (MAIN)
B1 – BRICK SOLDIER COURSE (ACCENT)
B2 – BRICK SOLDIER COURSE (ACCENT) 20mm PROUD
B3 – BRICK SLEEPER COURSE
B4 – STACK BOND (ACCENT)
B5 – BRICK SILL (ACCENT)
B6 – BRICK ROW LOCK (ACCENT)
B7 – BRICK CORBELLING
B8 – BRICK COINING 20mm PROUD
+20 – BRICK 20mm PROUD
–20 – BRICK RECESSED 20mm
S – SIDING (HORIZONTAL)
ST – STONE VENEER
T – TRIM 200mm COVE SIDING
AF – ALUMINUM FACSIA
AC – ALUMINUM CLADDING
AB – 4' ALUMINUM BAND
AS – ASPHALT SHINGLES
F – FLASHING
V – ROOF VENT MAX
P – PARGING
PC – PRECAST
PCH10 PRECAST HEADER 10"
PCH8– PRECAST HEADER 8"
PCS – PRECAST SILL
PCB – PRECAST BAND
VS – VINYL SHAKES
VEC – SIDING (VERTICAL CORNER)

2012 OBC DRAWINGS

NO	DESCRIPTION	DATE	BY
4.	AS PER STRUCTURAL	11/29/16	
3.	MANUFACTURED ROOF TRUSTS	04/12/16	
2.	MANUFACTURED FLOOR JOISTS	02/11/16	
1.	STANDARD DRAWINGS	28/09/15	SI

Valecraft Homes Ltd.

TITLE: Section

ACAD FILE: 1046 - The Hazelwood.dwg

SCALE: 3/16" = 1'-0"

1046 - The Hazelwood
2012 Footprint
(STANDARD DRAWINGS)

DWG. A-5

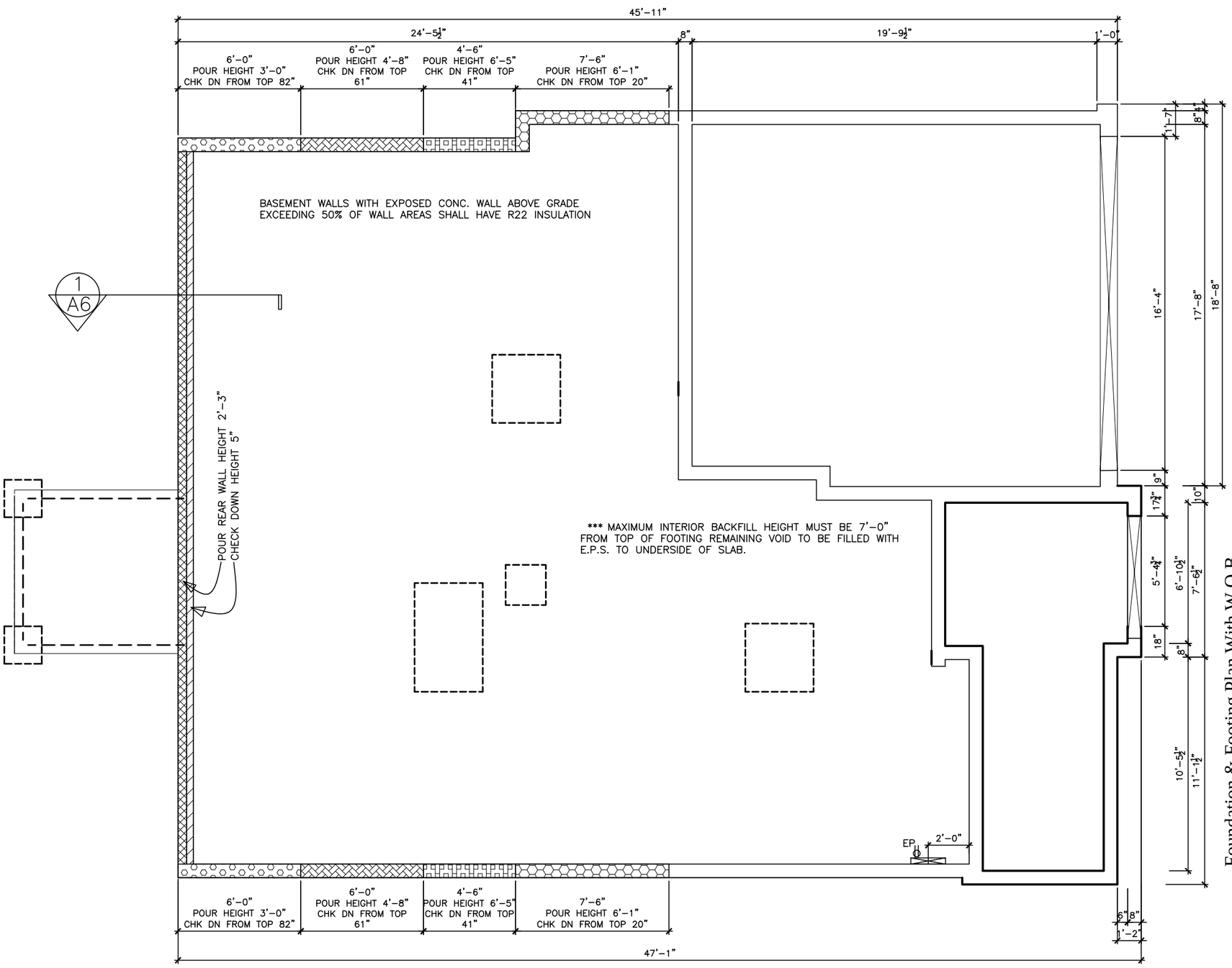

Foundation & Footing Plan With W.O.B.

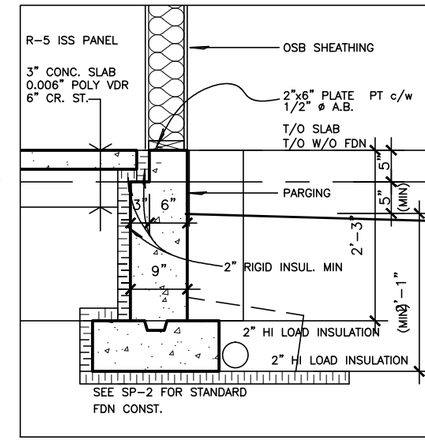

1 A6 Section Detail
FDN & FTG
scale ½"=1"

LOT XXxx

DATE XX/XX/XX

THIS DRAWINGS IS TO BE USED IN CONJUNCTION WITH SCHEDULE B-1A AND MAY SHOW ONLY SOME OF THE CHANGES DETAILED ON THAT DOCUMENT. SHOULD THE DRAWINGS NOT SHOW ALL ITEMS CONTAINED ON A SCHEDULE OR MISS OTHER ITEMS ALTOGETHER, THE SCHEDULE IS CONSIDERED THE GOVERNING DOCUMENT.
FLOORS CONT

TENDER 2017

I SCOTT IRWIN BCIN 20765 HAVE REVIEWED AND TAKE RESPONSIBILITY FOR DESIGN ACTIVITIES RELATING TO, HOUSE & SMALL BUILDINGS .

STRUCTURAL FRAMING SCHEDULE

STEEL LINTEL
- S1 – L 90x90x6
- S2 – L 90x90x8
- S3 – L 100x90x8
- S4 – L 125x90x8
- S5 – L 125x90x10
- S6 – L 200x100x12
- S7 – L 150x100x10 (200mm BEARING)

WOOD LINTEL
- L1 – (2)38x235 w/ 12.7 PLYWOOD SPACER
- L2 – (2)38x235
- L3 – (3)38x235
- L4 – (3)38x235 w/ 2–12.7 PLYWOOD SPACER & 2 ROW OF 90mm SPIRAL @ 200 o/c
- L5 – (3)38x286 w/ 2–12.7 PLYWOOD SPACER & 2 ROW OF 90mm SPIRAL @ 200 o/c
- L6 – (2)45x240 LVL 1.8e
- L7 – (3)45x240 LVL 1.8e

POSTS
- P1 – 75ø STEEL TELEPOST
- P2 – (2)38x89 or (2)38x140
- P3 – (3)38x89 or (3)38x140
- P4 – (4)38x89 or (4)38x140
- P5 – (5)38x89 or (5)38x140
- P6 – (6)38x89 or (6)38x140
- P13 – HSS 88.9x88.9x3.18 + 100x200x12 T&B PL. (*)
- P14 – HSS 89x89x4.8 + 100x200x12 T&B PL. (*)
- P15 – HSS 76.2x76.2x4.78 + 100x180x12 T&B PL. (*)
- P16 – HSS 76.2x76.2x4.78 + 130x130x12 T&B PL.
- P17 – HSS 73 O.D. x4.8 + 100x180x12PL B PL. + 130x160x10 T PL. (*)
- (*) – 2–12ø ANCH (WHERE ANCH PL. NOT USED)

ALL FOOTINGS 600x200 DP. UNLESS NOTED
SOIL: 100 KPA

F1 34"x34"x8" CONC. PAD
FTG. 20Mpa
4–15Mb 30"lg EWB

F2 68"x34"x8" CONC. PAD
FTG. 20Mpa
8–15Mb 30"lg BOT
4–15Mb 84"lg BOT

2012 OBC DRAWINGS

NO	DESCRIPTION	DATE	BY
4.	AS PER STRUCTURAL	11/29/16	
3	MANUFACTURED ROOF TRUSTS	04/12/16	
2.	MANUFACTURED FLOOR JOISTS	02/11/16	
1.	STANDARD DRAWINGS	28/09/15	SI

Valecraft Homes Ltd.

TITLE: Foundation & Footing Plan With Walk Out Basement

ACAD FILE: 1046 - The Hazelwood.dwg

SCALE: 3/16" = 1'-0"

1046 - The Hazelwood
2012 Footprint
(STANDARD DRAWINGS)

DWG. A-6d

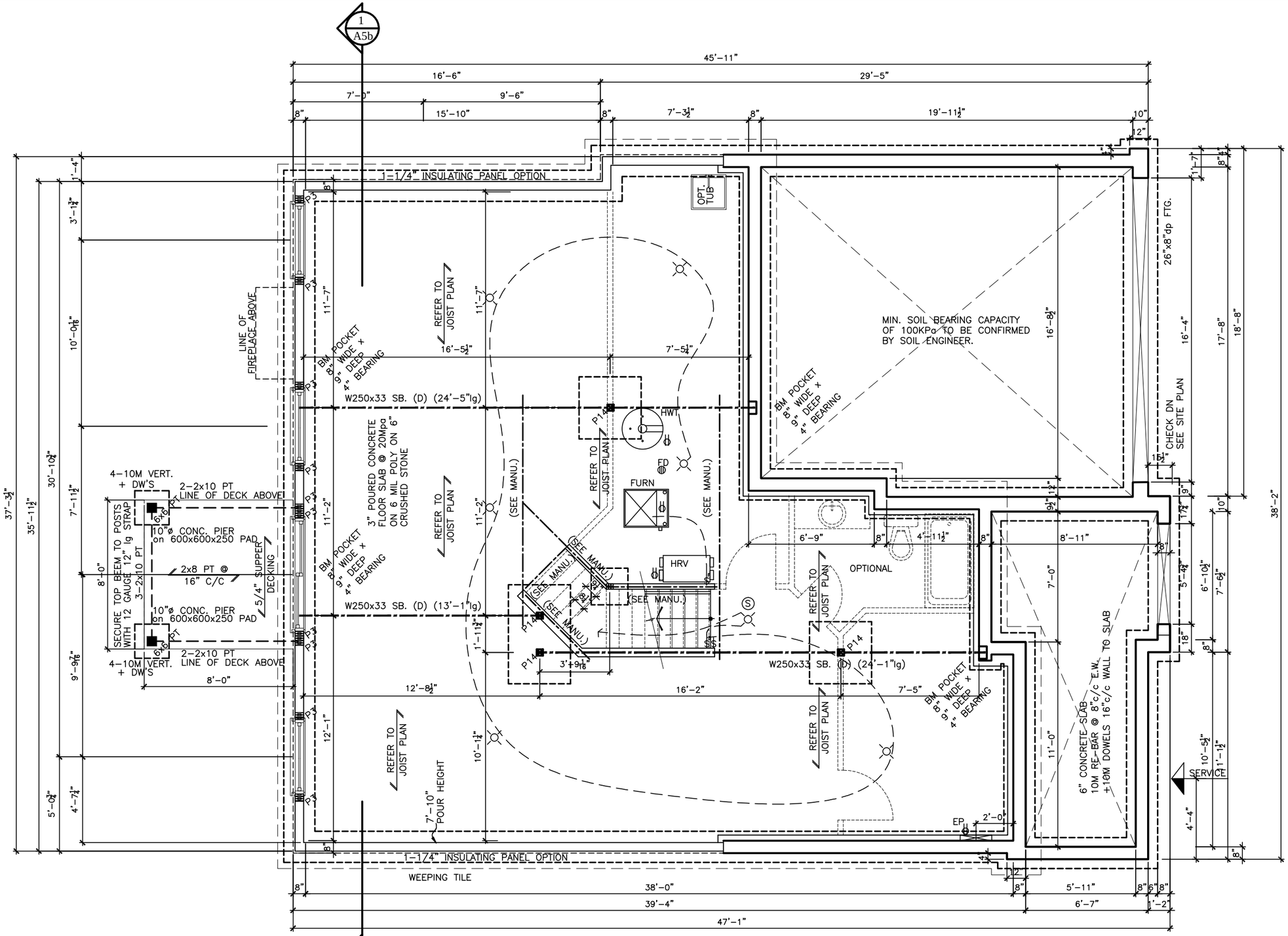

Foundation Plan - W.O.B.

Foundation Plan WOB

LOT XXxx

DATE XX/XX/XX

THIS DRAWINGS IS TO BE USED IN CONJUNCTION WITH SCHEDULE B-1A AND MAY SHOW ONLY SOME OF THE CHANGES DETAILED ON THAT DOCUMENT. SHOULD THE DRAWINGS NOT SHOW ALL ITEMS CONTAINED ON A SCHEDULE OR MISS OTHER ITEMS ALTOGETHER, THE SCHEDULE IS CONSIDERED THE GOVERNING DOCUMENT.
FLOORS CONT

TENDER 2017

I SCOTT IRWIN BCIN 20765 HAVE REVIEWED AND TAKE RESPONSIBILITY FOR DESIGN ACTIVITIES RELATING TO, HOUSE & SMALL BUILDINGS .

STRUCTURAL FRAMING SCHEDULE

STEEL LINTEL
- S1 – L 90x90x6
- S2 – L 90x90x8
- S3 – L 100x90x8
- S4 – L 125x90x8
- S5 – L 125x90x10
- S6 – L 200x100x12
- S7 – L 150x100x10 (200mm BEARING)

WOOD LINTEL
- L1 – (2)38x235 w/ 12.7 PLYWOOD SPACER
- L2 – (2)38x235
- L3 – (3)38x235
- L4 – (3)38x235 w/ 2-12.7 PLYWOOD SPACER & 2 ROW OF 90mm SPIRAL @ 200 o/c
- L5 – (3)38x286 w/ 2-12.7 PLYWOOD SPACER & 2 ROW OF 90mm SPIRAL @ 200 o/c
- L6 – (2)45x240 LVL 1.8e
- L7 – (3)45x240 LVL 1.8e

POSTS
- P1 – 75ø STEEL TELEPOST
- P2 – (2)38x89 or (2)38x140
- P3 – (3)38x89 or (3)38x140
- P4 – (4)38x89 or (4)38x140
- P5 – (5)38x89 or (5)38x140
- P6 – (6)38x89 or (6)38x140
- P13 – HSS 88.9x88.9x3.18 + 100x200x12 T&B PL. (*)
- P14 – HSS 89x89x4.8 + 100x200x12 T&B PL. (*)
- P15 – HSS 76.2x76.2x4.78 + 100x180x12 T&B PL. (*)
- P16 – HSS 76.2x76.2x4.78 + 130x130x12 T&B PL.
- P17 – HSS 73 O.D. x4.8 + 100x180x12PL B PL. + 130x160x10 T PL. (*)

(*) – 2-12ø ANCH (WHERE ANCH PL. NOT USED)
ALL FOOTINGS 600x200 DP. UNLESS NOTED
SOIL: 100 KPA

F1 34"x34"x8" CONC. PAD
FTG. 20Mpa
4-15Mb 30"lg EWB

F2 68"x34"x8" CONC. PAD
FTG. 20Mpa
8-15Mb 30"lg BOT
4-15Mb 84"lg BOT

2012 OBC DRAWINGS

NO	DESCRIPTION	DATE	BY
4.	AS PER STRUCTURAL	11/29/16	
3	MANUFACTURED ROOF TRUSTS	04/12/16	
2.	MANUFACTURED FLOOR JOISTS	02/11/16	
1.	STANDARD DRAWINGS	28/09/15	SI

Valecraft Homes Ltd.

TITLE: Foundation Plan Walk Out Basement

ACAD FILE: 1046 - The Hazelwood.dwg

SCALE: 3/16" = 1'-0"

1046 - The Hazelwood 2012 Footprint
(STANDARD DRAWINGS)

DWG. A-6c

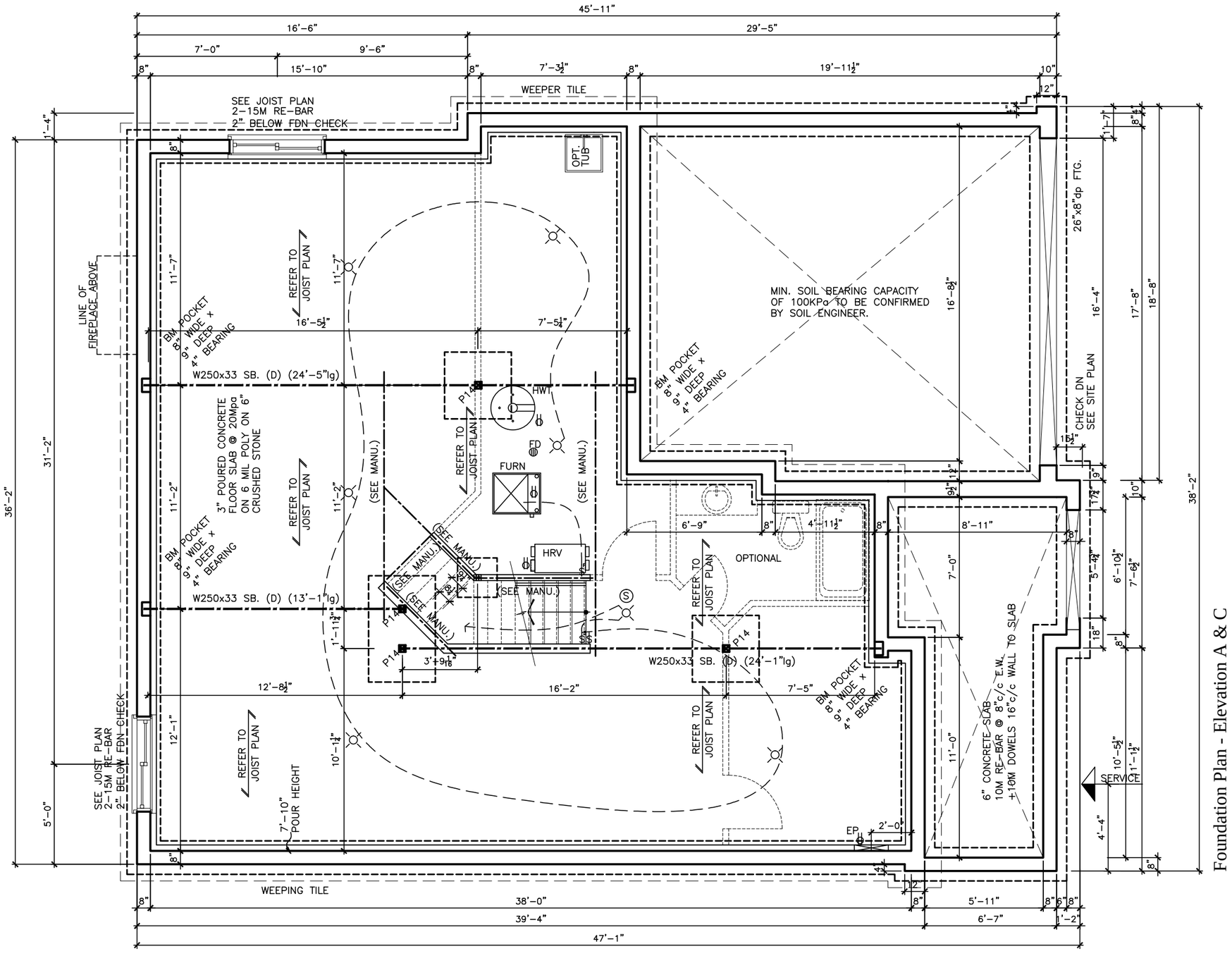

Foundation Plan - Elevation A & C

LOT XXxx

DATE XX/XX/XX

THIS DRAWINGS IS TO BE USED IN CONJUNCTION WITH SCHEDULE B-1A AND MAY SHOW ONLY SOME OF THE CHANGES DETAILED ON THAT DOCUMENT. SHOULD THE DRAWINGS NOT SHOW ALL ITEMS CONTAINED ON A SCHEDULE OR MISS OTHER ITEMS ALTOGETHER, THE SCHEDULE IS CONSIDERED THE GOVERNING DOCUMENT.
FLOORS CONT

TENDER 2017

I SCOTT IRWIN BCIN 20765 HAVE REVIEWED AND TAKE RESPONSIBILITY FOR DESIGN ACTIVITIES RELATING TO, HOUSE & SMALL BUILDINGS .

STRUCTURAL FRAMING SCHEDULE

STEEL LINTEL
- S1 – L 90x90x6
- S2 – L 90x90x8
- S3 – L 100x90x8
- S4 – L 125x90x8
- S5 – L 125x90x10
- S6 – L 200x100x12
- S7 – L 150x100x10 (200mm BEARING)

WOOD LINTEL
- L1 – (2)38x235 w/ 12.7 PLYWOOD SPACER
- L2 – (2)38x235
- L3 – (3)38x235
- L4 – (3)38x235 w/ 2–12.7 PLYWOOD SPACER & 2 ROW OF 90mm SPIRAL @ 200 o/c
- L5 – (3)38x286 w/ 2–12.7 PLYWOOD SPACER & 2 ROW OF 90mm SPIRAL @ 200 o/c
- L6 – (2)45x240 LVL 1.8e
- L7 – (3)45x240 LVL 1.8e

POSTS
- P1 – 75ø STEEL TELEPOST
- P2 – (2)38x89 or (2)38x140
- P3 – (3)38x89 or (3)38x140
- P4 – (4)38x89 or (4)38x140
- P5 – (5)38x89 or (5)38x140
- P6 – (6)38x89 or (6)38x140
- P13 – HSS 88.9x88.9x3.18 + 100x200x12 T&B PL. (*)
- P14 – HSS 89x89x4.8 + 100x200x12 T&B PL. (*)
- P15 – HSS 76.2x76.2x4.78 + 100x180x12 T&B PL. (*)
- P16 – HSS 76.2x76.2x4.78 + 130x130x12 T&B PL.
- P17 – HSS 73 O.D. x4.8 + 100x180x12PL B PL. + 130x160x10 T PL. (*)

(*) – 2–12ø ANCH (WHERE ANCH PL. NOT USED)
ALL FOOTINGS 600x200 DP. UNLESS NOTED
SOIL: 100 KPA

F1 34"x34"x8" CONC. PAD
FTG. 20Mpa
4–15Mb 30"lg EWB

F2 68"x34"x8" CONC. PAD
FTG. 20Mpa
8–15Mb 30"lg BOT
4–15Mb 84"lg BOT

2012 OBC DRAWINGS

NO	DESCRIPTION	DATE	BY
4.	AS PER STRUCTURAL	11/29/16	
3	MANUFACTURED ROOF TRUSSES	04/12/16	
2.	MANUFACTURED FLOOR JOISTS	02/11/16	
1.	STANDARD DRAWINGS	28/09/15	SI

Valecraft Homes Ltd.

TITLE: Foundation Plan - Elevation A & C

ACAD FILE: 1046 - The Hazelwood.dwg

SCALE: 3/16" = 1'-0"

1046 - The Hazelwood
2012 Footprint
(STANDARD DRAWINGS)

DWG. A-6

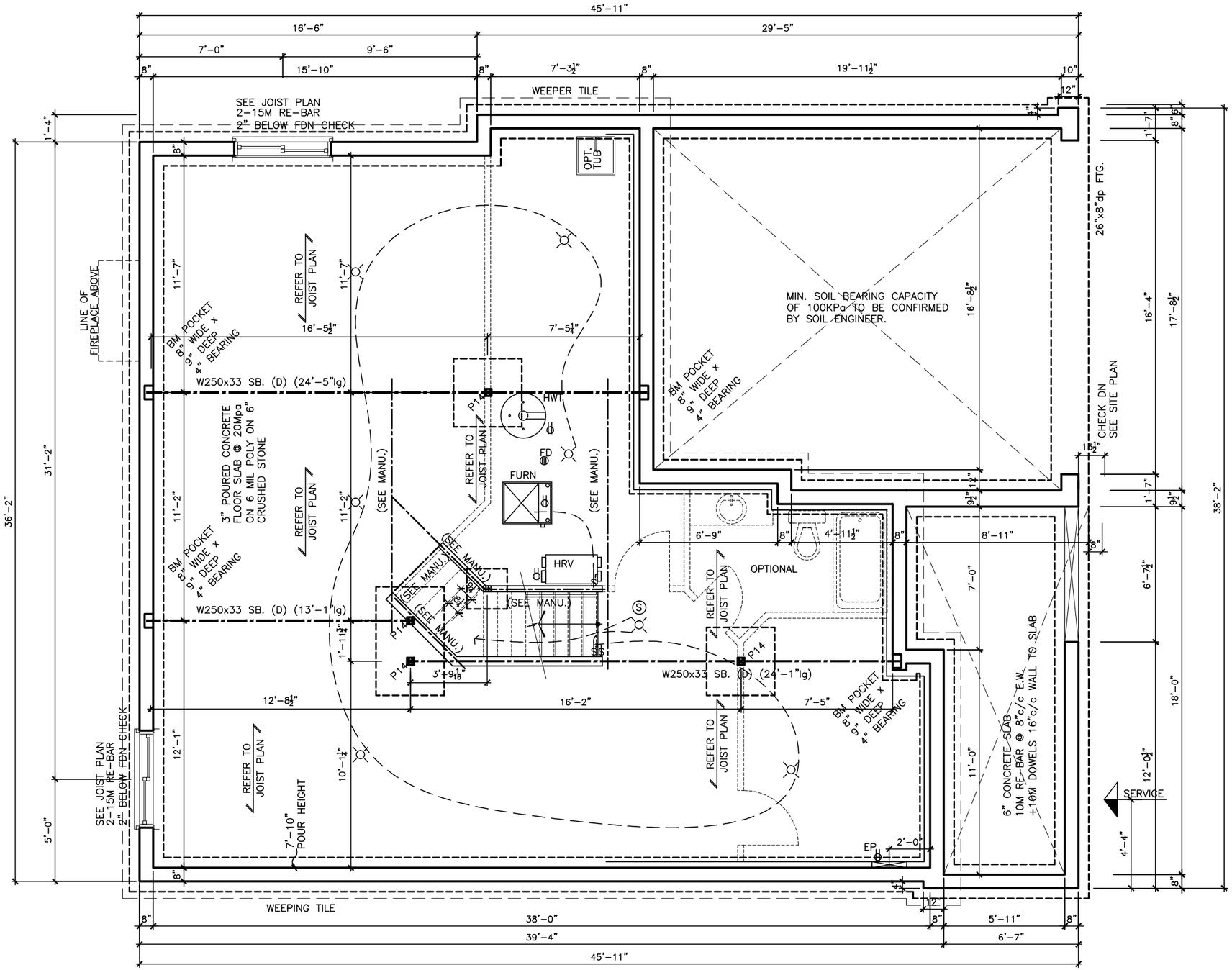

Foundation Plan - Elevation B

LOT XXxx

DATE XX/XX/XX

THIS DRAWINGS IS TO BE USED IN CONJUNCTION WITH SCHEDULE B-1A AND MAY SHOW ONLY SOME OF THE CHANGES DETAILED ON THAT DOCUMENT. SHOULD THE DRAWINGS NOT SHOW ALL ITEMS CONTAINED ON A SCHEDULE OR MISS OTHER ITEMS ALTOGETHER, THE SCHEDULE IS CONSIDERED THE GOVERNING DOCUMENT.
FLOORS CONT

TENDER 2017

I SCOTT IRWIN BCIN 20765 HAVE REVIEWED AND TAKE RESPONSIBILITY FOR DESIGN ACTIVITIES RELATING TO, HOUSE & SMALL BUILDINGS .

STRUCTURAL FRAMING SCHEDULE

STEEL LINTEL
- S1 – L 90x90x6
- S2 – L 90x90x8
- S3 – L 100x90x8
- S4 – L 125x90x8
- S5 – L 125x90x10
- S6 – L 200x100x12
- S7 – L 150x100x10 (200mm BEARING)

WOOD LINTEL
- L1 – (2)38x235 w/ 12.7 PLYWOOD SPACER
- L2 – (2)38x235
- L3 – (3)38x235
- L4 – (3)38x235 w/ 2–12.7 PLYWOOD SPACER & 2 ROW OF 90mm SPIRAL @ 200 o/c
- L5 – (3)38x286 w/ 2–12.7 PLYWOOD SPACER & 2 ROW OF 90mm SPIRAL @ 200 o/c
- L6 – (2)45x240 LVL 1.8e
- L7 – (3)45x240 LVL 1.8e

POSTS
- P1 – 75ø STEEL TELEPOST
- P2 – (2)38x89 or (2)38x140
- P3 – (3)38x89 or (3)38x140
- P4 – (4)38x89 or (4)38x140
- P5 – (5)38x89 or (5)38x140
- P6 – (6)38x89 or (6)38x140
- P13 – HSS 88.9x88.9x3.18 + 100x200x12 T&B PL. (*)
- P14 – HSS 89x89x4.8 + 100x200x12 T&B PL. (*)
- P15 – HSS 76.2x76.2x4.78 + 100x180x12 T&B PL. (*)
- P16 – HSS 76.2x76.2x4.78 + 130x130x12 T&B PL.
- P17 – HSS 73 O.D. x4.8 + 100x180x12PL B PL. + 130x160x10 T PL. (*)
- (*) – 2–12ø ANCH (WHERE ANCH PL. NOT USED)

ALL FOOTINGS 600x200 DP. UNLESS NOTED
SOIL: 100 KPA

F1 34"x34"x8" CONC. PAD
FTG. 20Mpa
4–15Mb 30"lg EWB

F2 68"x34"x8" CONC. PAD
FTG. 20Mpa
8–15Mb 30"lg BOT
4–15Mb 84"lg BOT

2012 OBC DRAWINGS

NO	DESCRIPTION	DATE	BY
4.	AS PER STRUCTURAL	11/29/16	
3	MANUFACTURED ROOF TRUSTS	04/12/16	
2.	MANUFACTURED FLOOR JOISTS	02/11/16	
1.	STANDARD DRAWINGS	28/09/15	SI

Valecraft Homes Ltd.

TITLE: Foundation Plan-Elevation B

ACAD FILE: 1046 - The Hazelwood.dwg

SCALE: 3/16" = 1'-0"

1046 - The Hazelwood
2012 Footprint
(STANDARD DRAWINGS)

FIGURE: A-6b

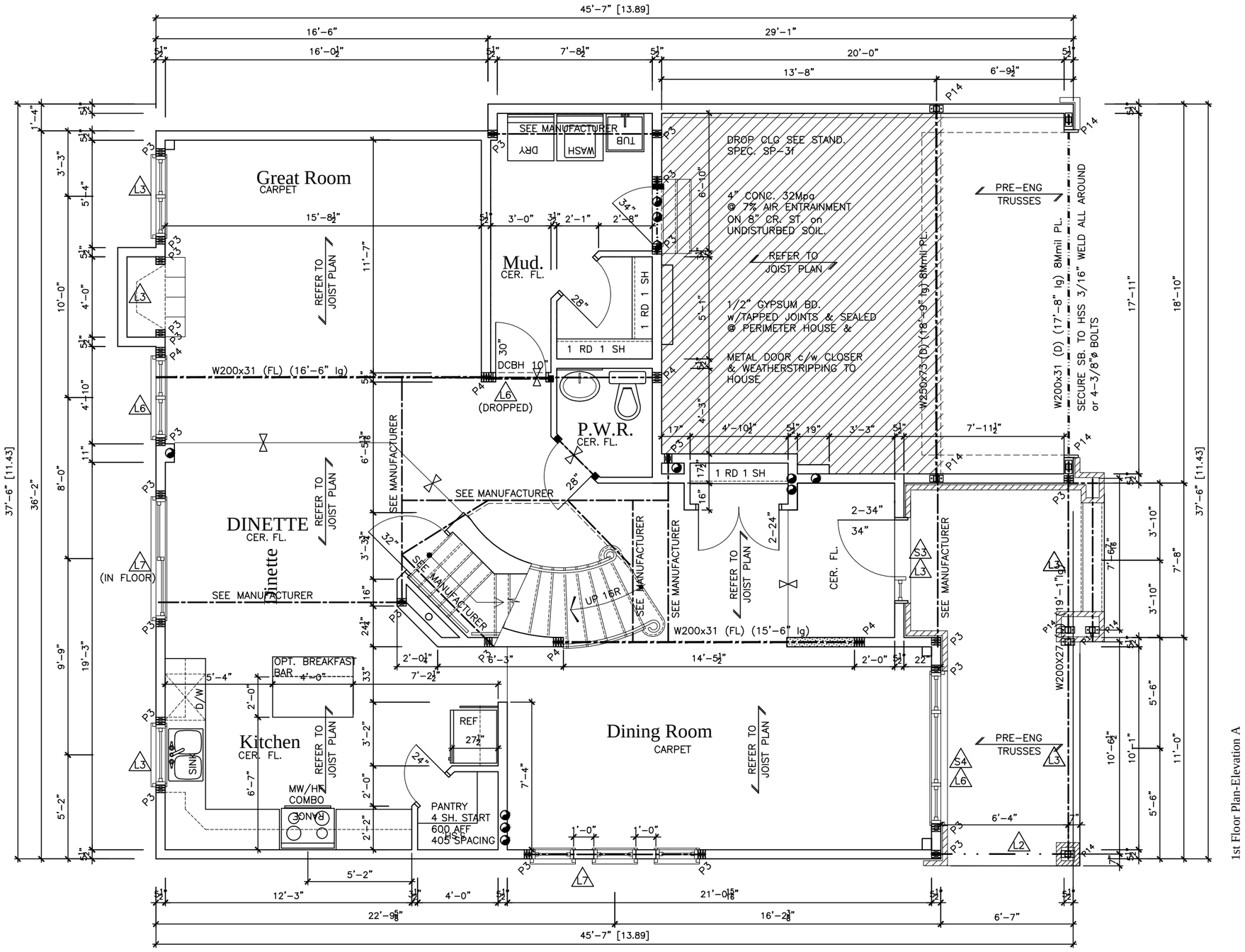

1st Floor Plan-Elevation A

LOT XXxx

DATE XX/XX/XX

THIS DRAWINGS IS TO BE USED IN CONJUNCTION WITH SCHEDULE B-1A AND MAY SHOW ONLY SOME OF THE CHANGES DETAILED ON THAT DOCUMENT. SHOULD THE DRAWINGS NOT SHOW ALL ITEMS CONTAINED ON A SCHEDULE OR MISS OTHER ITEMS ALTOGETHER, THE SCHEDULE IS CONSIDERED THE GOVERNING DOCUMENT.
FLOORS CONT

TENDER 2017

I SCOTT IRWIN BCIN 20765 HAVE REVIEWED AND TAKE RESPONSIBILITY FOR DESIGN ACTIVITIES RELATING TO, HOUSE & SMALL BUILDINGS.

STRUCTURAL FRAMING SCHEDULE

STEEL LINTEL
- S1 – L 90x90x6
- S2 – L 90x90x8
- S3 – L 100x90x8
- S4 – L 125x90x8
- S5 – L 125x90x10
- S6 – L 200x100x12
- S7 – L 150x100x10 (200mm BEARING)

WOOD LINTEL
- L1 – (2)38x235 w/ 12.7 PLYWOOD SPACER
- L2 – (2)38x235
- L3 – (3)38x235
- L4 – (3)38x235 w/ 2-12.7 PLYWOOD SPACER & 2 ROW OF 90mm SPIRAL @ 200 o/c
- L5 – (3)38x286 w/ 2-12.7 PLYWOOD SPACER & 2 ROW OF 90mm SPIRAL @ 200 o/c
- L6 – (2)45x240 LVL 1.8e
- L7 – (3)45x240 LVL 1.8e

POSTS
- P1 – 75ø STEEL TELEPOST
- P2 – (2)38x89 or (2)38x140
- P3 – (3)38x89 or (3)38x140
- P4 – (4)38x89 or (4)38x140
- P5 – (5)38x89 or (5)38x140
- P6 – (6)38x89 or (6)38x140
- P13 – HSS 88.9x88.9x3.18 + 100x200x12 T&B PL. (*)
- P14 – HSS 89x89x4.8 + 100x200x12 T&B PL. (*)
- P15 – HSS 76.2x76.2x4.78 + 100x180x12 T&B PL. (*)
- P16 – HSS 76.2x76.2x4.78 + 130x130x12 T&B PL.
- P17 – HSS 73 O.D. x4.8 + 100x180x12PL B PL. + 130x160x10 T PL. (*)

(*) – 2-12ø ANCH (WHERE ANCH PL. NOT USED)
ALL FOOTINGS 600x200 DP. UNLESS NOTED
SOIL: 100 KPA

F1 34"x34"x8" CONC. PAD
FTG. 20Mpa

2012 OBC DRAWINGS

NO	DESCRIPTION	DATE	BY
4.	AS PER STRUCTURAL	11/29/16	
3	MANUFACTURED ROOF TRUSTS	04/12/16	
2.	MANUFACTURED FLOOR JOISTS	02/11/16	
1.	STANDARD DRAWINGS	28/09/15	SI

Valecraft Homes Ltd.

TITLE:
1st Floor Plan - Elevation A

ACAD FILE: 1046 - The Hazelwood.dwg

SCALE: 3/16" = 1'-0"

1046 - The Hazelwood
2012 Footprint
(STANDARD DRAWINGS)

DWG. A-7

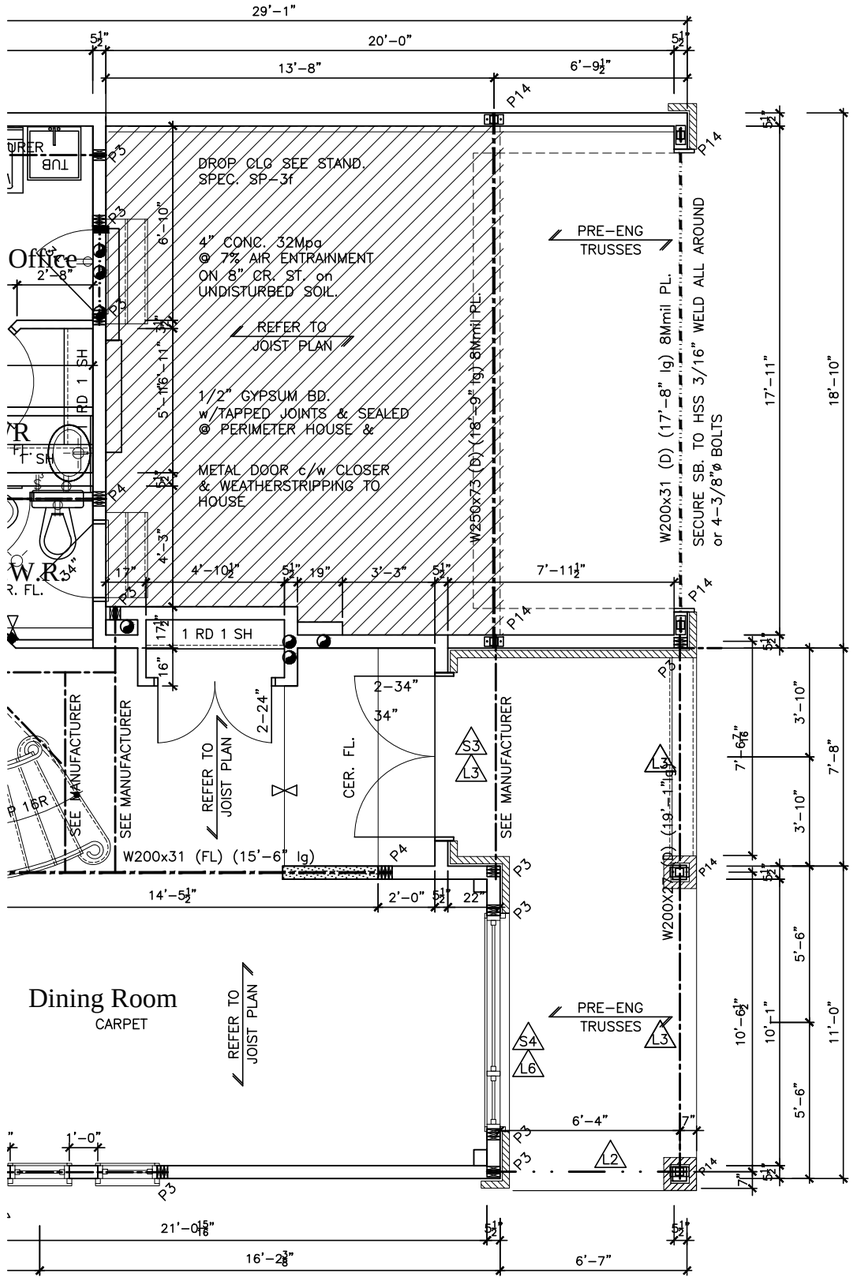

1st Floor Plan-Elevation B

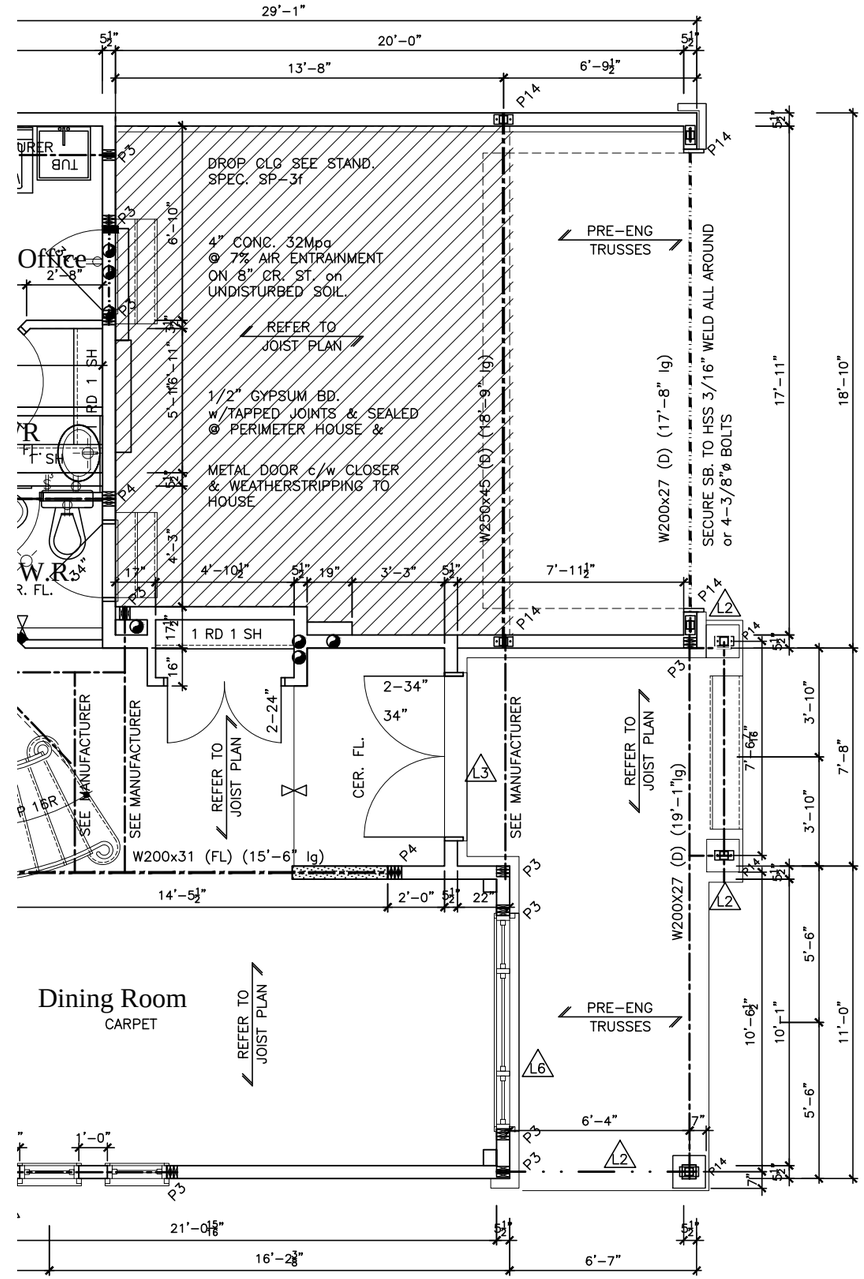

1st Floor Plan-Elevation C

LOT XXxx

DATE XX/XX/XX

THIS DRAWINGS IS TO BE USED IN CONJUNCTION WITH SCHEDULE B-1A AND MAY SHOW ONLY SOME OF THE CHANGES DETAILLED ON THAT DOCUMENT, SHOULD THE DRAWINGS NOT SHOW ALL ITEMS CONTAINED ON A SCHEDULE OR MISS OTHER ITEMS ALTOGETHER, THE SCHEDULE IS CONSIDERED THE GOVERNING DOCUMENT.
FLOORS CONT

TENDER 2017

I SCOTT IRWIN BCIN 20765 HAVE REVIEWED AND TAKE RESPONSIBILITY FOR DESIGN ACTIVITIES RELATING TO, HOUSE & SMALL BUILDINGS.

STRUCTURAL FRAMING SCHEDULE

STEEL LINTEL
- S1 – L 90x90x6
- S2 – L 90x90x8
- S3 – L 100x90x8
- S4 – L 125x90x8
- S5 – L 125x90x10
- S6 – L 200x100x12
- S7 – L 150x100x10 (200mm BEARING)

WOOD LINTEL
- L1 – (2)38x235 w/ 12.7 PLYWOOD SPACER
- L2 – (2)38x235
- L3 – (3)38x235
- L4 – (3)38x235 w/ 2-12.7 PLYWOOD SPACER & 2 ROW OF 90mm SPIRAL @ 200 o/c
- L5 – (3)38x286 w/ 2-12.7 PLYWOOD SPACER & 2 ROW OF 90mm SPIRAL @ 200 o/c
- L6 – (2)45x240 LVL 1.8e
- L7 – (3)45x240 LVL 1.8e

POSTS
- P1 – 75ø STEEL TELEPOST
- P2 – (2)38x89 or (2)38x140
- P3 – (3)38x89 or (3)38x140
- P4 – (4)38x89 or (4)38x140
- P5 – (5)38x89 or (5)38x140
- P6 – (6)38x89 or (6)38x140
- P13 – HSS 88.9x88.9x3.18 + 100x200x12 T&B PL. (*)
- P14 – HSS 89x89x4.8 + 100x200x12 T&B PL. (*)
- P15 – HSS 76.2x76.2x4.78 + 100x180x12 T&B PL. (*)
- P16 – HSS 76.2x76.2x4.78 + 130x130x12 T&B PL.
- P17 – HSS 73 O.D. x4.8 + 100x180x12PL B PL. + 130x160x10 T PL. (*)

(*) – 2-12ø ANCH (WHERE ANCH PL. NOT USED)
ALL FOOTINGS 600x200 DP. UNLESS NOTED
SOIL: 100 KPA

F1 34"x34"x8" CONC. PAD FTG. 20Mpa

2012 OBC DRAWINGS

NO	DESCRIPTION	DATE	BY
4.	AS PER STRUCTURAL	11/29/16	
3	MANUFACTURED ROOF TRUSTS	04/12/16	
2.	MANUFACTURED FLOOR JOISTS	02/11/16	
1.	STANDARD DRAWINGS	28/09/15	SI

Valecraft Homes Ltd.

TITLE: 1st FLOOR PLAN-ELEVATION B&C

ACAD FILE: 1046 - The Hazelwood.dwg

SCALE: 3/16" = 1'-0"

1046 - The Hazelwood
2012 Footprint
(STANDARD DRAWINGS)

DWG. A-7b

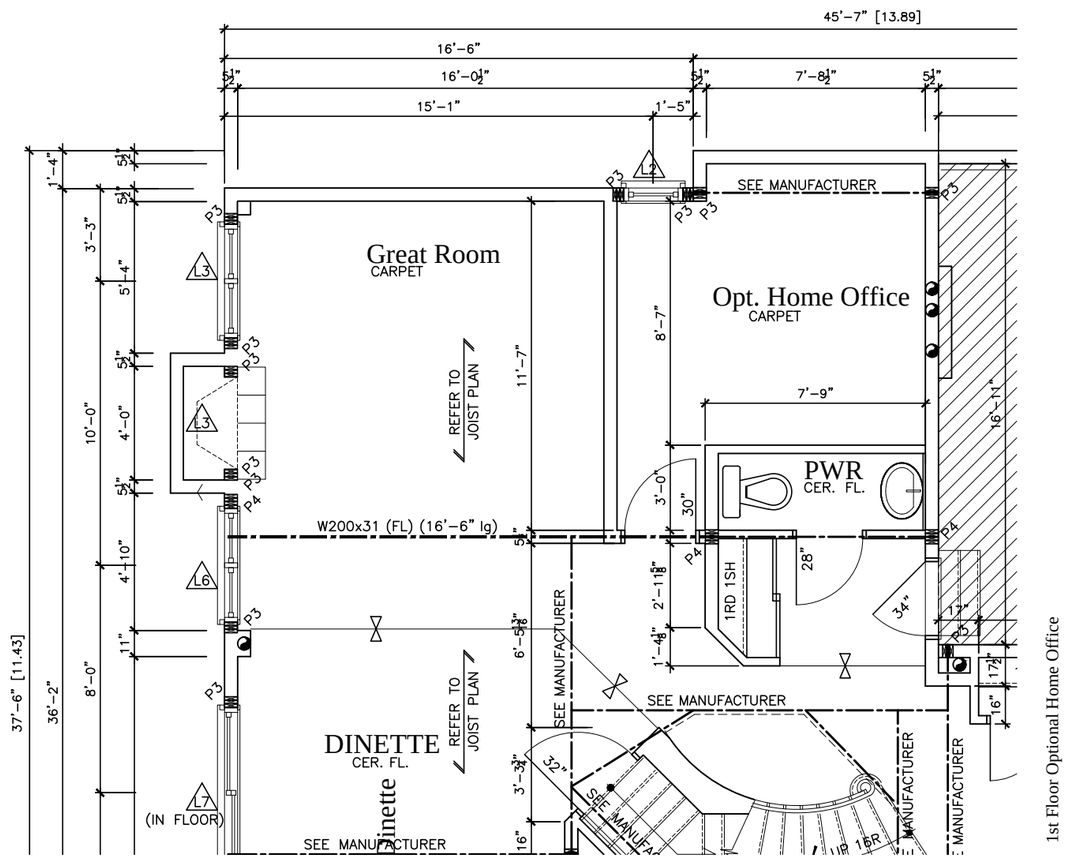

LOT XXxx

DATE XX/XX/XX

THIS DRAWINGS IS TO BE USED IN CONJUNCTION WITH SCHEDULE B-1A AND MAY SHOW ONLY SOME OF THE CHANGES DETAILLED ON THAT DOCUMENT. SHOULD THE DRAWINGS NOT SHOW ALL ITEMS CONTAINED ON A SCHEDULE OR MISS OTHER ITEMS ALTOGETHER, THE SCHEDULE IS CONSIDERED THE GOVERNING DOCUMENT.
FLOORS CONT

TENDER 2017

I SCOTT IRWIN BCIN 20765 HAVE REVIEWED AND TAKE

RESPONSIBILITY FOR DESIGN ACTIVITIES RELATING TO,

HOUSE & SMALL BUILDINGS.

STRUCTURAL FRAMING SCHEDULE

STEEL LINTEL
- S1 – L 90x90x6
- S2 – L 90x90x8
- S3 – L 100x90x8
- S4 – L 125x90x8
- S5 – L 125x90x10
- S6 – L 200x100x12
- S7 – L 150x100x10 (200mm BEARING)

WOOD LINTEL
- L1 – (2)38x235 w/ 12.7 PLYWOOD SPACER
- L2 – (2)38x235
- L3 – (3)38x235
- L4 – (3)38x235 w/ 2–12.7 PLYWOOD SPACER & 2 ROW OF 90mm SPIRAL @ 200 o/c
- L5 – (3)38x286 w/ 2–12.7 PLYWOOD SPACER & 2 ROW OF 90mm SPIRAL @ 200 o/c
- L6 – (2)45x240 LVL 1.8e
- L7 – (3)45x240 LVL 1.8e

POSTS
- P1 – 75ø STEEL TELEPOST
- P2 – (2)38x89 or (2)38x140
- P3 – (3)38x89 or (3)38x140
- P4 – (4)38x89 or (4)38x140
- P5 – (5)38x89 or (5)38x140
- P6 – (6)38x89 or (6)38x140
- P13 – HSS 88.9x88.9x3.18 + 100x200x12 T&B PL. (*)
- P14 – HSS 89x89x4.8 + 100x200x12 T&B PL. (*)
- P15 – HSS 76.2x76.2x4.78 + 100x180x12 T&B PL. (*)
- P16 – HSS 76.2x76.2x4.78 + 130x130x12 T&B PL.
- P17 – HSS 73 O.D. x4.8 + 100x180x12PL B PL. + 130x160x10 T PL. (*)

(*) – 2–12ø ANCH (WHERE ANCH PL. NOT USED)

ALL FOOTINGS 600x200 DP. UNLESS NOTED
SOIL: 100 KPA

F1 34"x34"x8" CONC. PAD
FTG. 20Mpa

2012 OBC DRAWINGS

NO	DESCRIPTION	DATE	BY
4.	AS PER STRUCTURAL	11/29/16	
3	MANUFACTURED ROOF TRUSTS	04/12/16	
2.	MANUFACTURED FLOOR JOISTS	02/11/16	
1.	STANDARD DRAWINGS	28/09/15	SI

Valecraft Homes Ltd.

TITLE:
1st FLOOR PLAN-Opt Home Office

ACAD FILE: 1046 - The Hazelwood.dwg

SCALE: 3/16" = 1'-0"

1046 - The Hazelwood
2012 Footprint
(STANDARD DRAWINGS)

DWG. A-7c

LOT	XXxx
DATE	XX/XX/XX

THIS DRAWINGS IS TO BE USED IN CONJUNCTION WITH SCHEDULE B-1A AND MAY SHOW ONLY SOME OF THE CHANGES DETAILED ON THAT DOCUMENT. SHOULD THE DRAWINGS NOT SHOW ALL ITEMS CONTAINED ON A SCHEDULE OR MISS OTHER ITEMS ALTOGETHER, THE SCHEDULE IS CONSIDERED THE GOVERNING DOCUMENT.
FLOORS CONT

TENDER 2017

I SCOTT IRWIN BCIN 20765 HAVE REVIEWED AND TAKE RESPONSIBILITY FOR DESIGN ACTIVITIES RELATING TO, HOUSE & SMALL BUILDINGS .

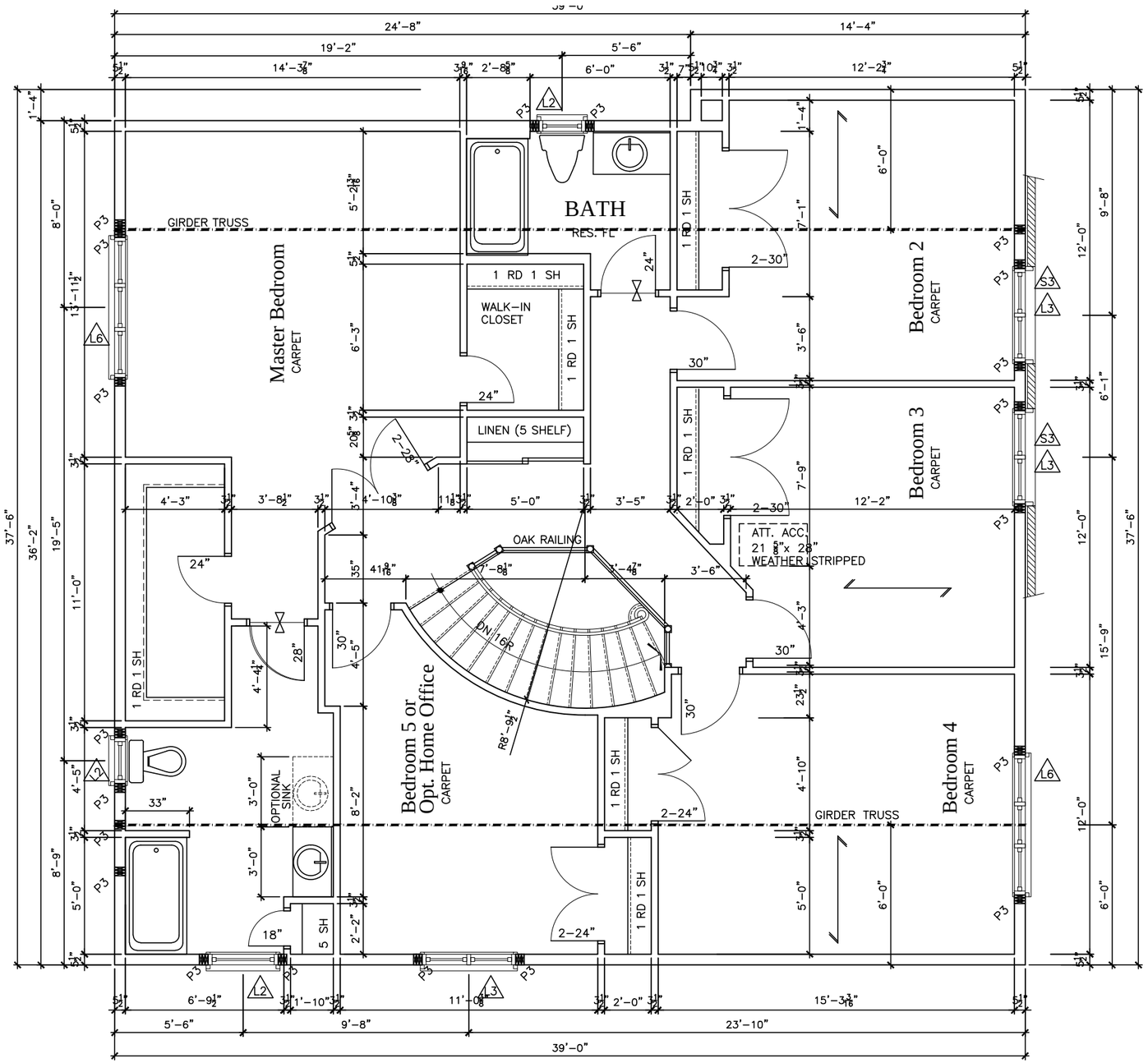

2dn FLOOR ELEVATION "A"

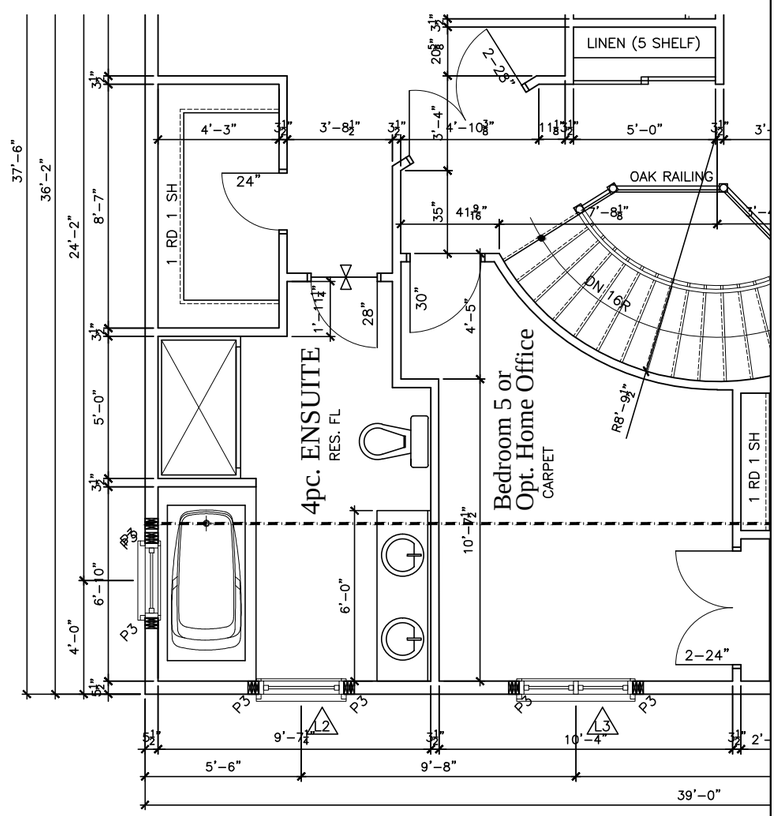

OPTIONAL 4pc ENSUITE

STRUCTURAL FRAMING SCHEDULE

STEEL LINTEL
- S1 – L 90x90x6
- S2 – L 90x90x8
- S3 – L 100x90x8
- S4 – L 125x90x8
- S5 – L 125x90x10
- S6 – L 200x100x12
- S7 – L 150x100x10 (200mm BEARING)

WOOD LINTEL
- L1 – (2)38x235 w/ 12.7 PLYWOOD SPACER
- L2 – (2)38x235
- L3 – (3)38x235
- L4 – (3)38x235 w/ 2–12.7 PLYWOOD SPACER & 2 ROW OF 90mm SPIRAL @ 200 o/c
- L5 – (3)38x286 w/ 2–12.7 PLYWOOD SPACER & 2 ROW OF 90mm SPIRAL @ 200 o/c
- L6 – (2)45x240 LVL 1.8e
- L7 – (3)45x240 LVL 1.8e

POSTS
- P1 – 75ø STEEL TELEPOST
- P2 – (2)38x89 or (2)38x140
- P3 – (3)38x89 or (3)38x140
- P4 – (4)38x89 or (4)38x140
- P5 – (5)38x89 or (5)38x140
- P6 – (6)38x89 or (6)38x140
- P13 – HSS 88.9x88.9x3.18 + 100x200x12 T&B PL. (*)
- P14 – HSS 89x89x4.8 + 100x200x12 T&B PL. (*)
- P15 – HSS 76.2x76.2x4.78 + 100x180x12 T&B PL. (*)
- P16 – HSS 76.2x76.2x4.78 + 130x130x12 T&B PL.
- P17 – HSS 73 O.D. x4.8 + 100x180x12PL B PL. + 130x160x10 T PL. (*)

(*) – 2–12ø ANCH (WHERE ANCH PL. NOT USED)
ALL FOOTINGS 600x200 DP. UNLESS NOTED
SOIL: 100 KPA

2012 OBC DRAWINGS

NO	DESCRIPTION	DATE	BY
4.	AS PER STRUCTURAL	11/29/16	
3	MANUFACTURED ROOF TRUSTS	04/12/16	
2.	MANUFACTURED FLOOR JOISTS	02/11/16	
1.	STANDARD DRAWINGS	28/09/15	SI

Valecraft Homes Ltd.

TITLE: 2nd Floor Plan- Elev A

ACAD FILE: 1046 - The Hazelwood;dwg

SCALE: 3/16" = 1'-0"

1046 - The Hazelwood
2012 Footprint
(STANDARD DRAWINGS)

DWG. A-8

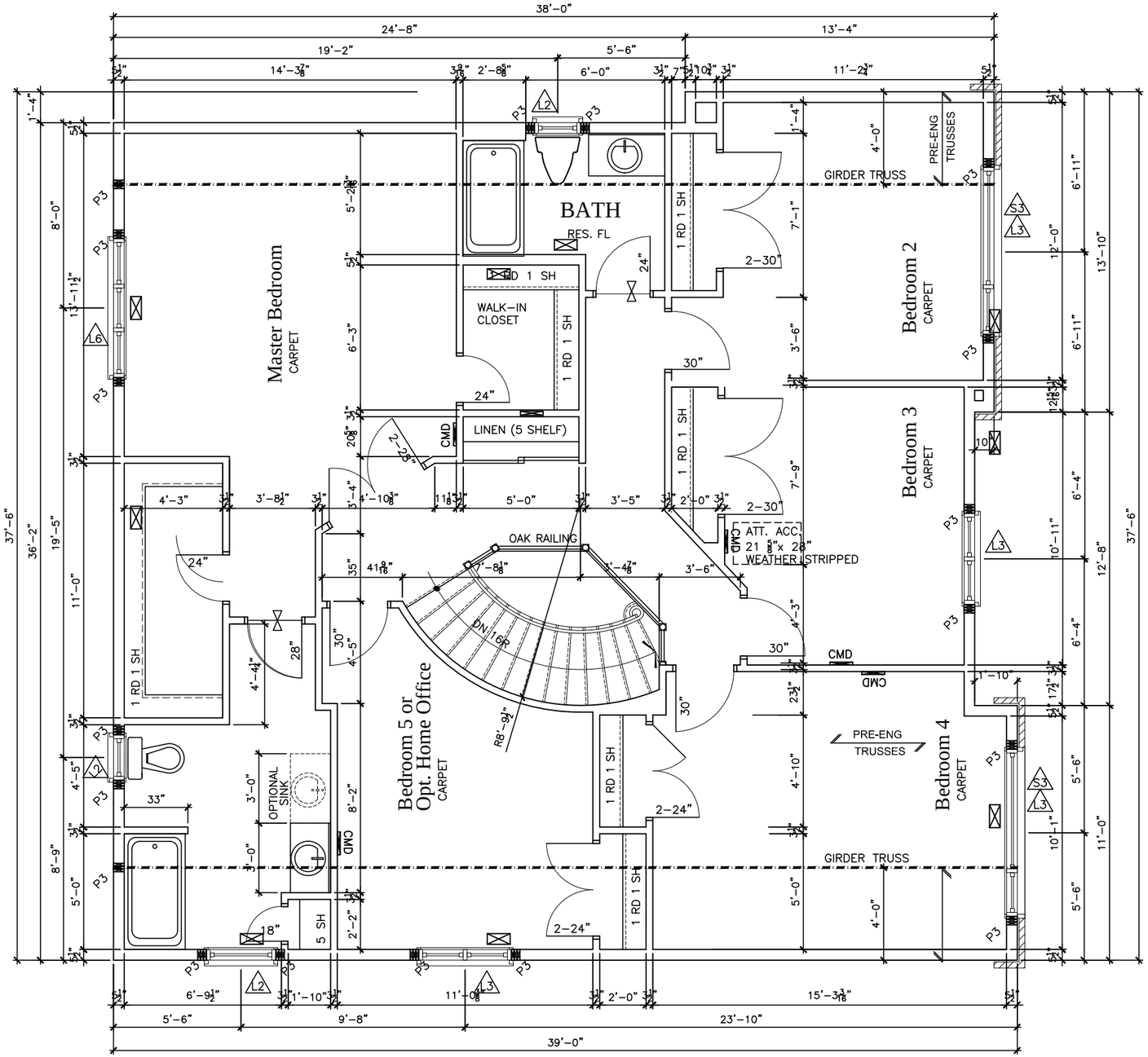

2dn FLOOR ELEVATION "B"

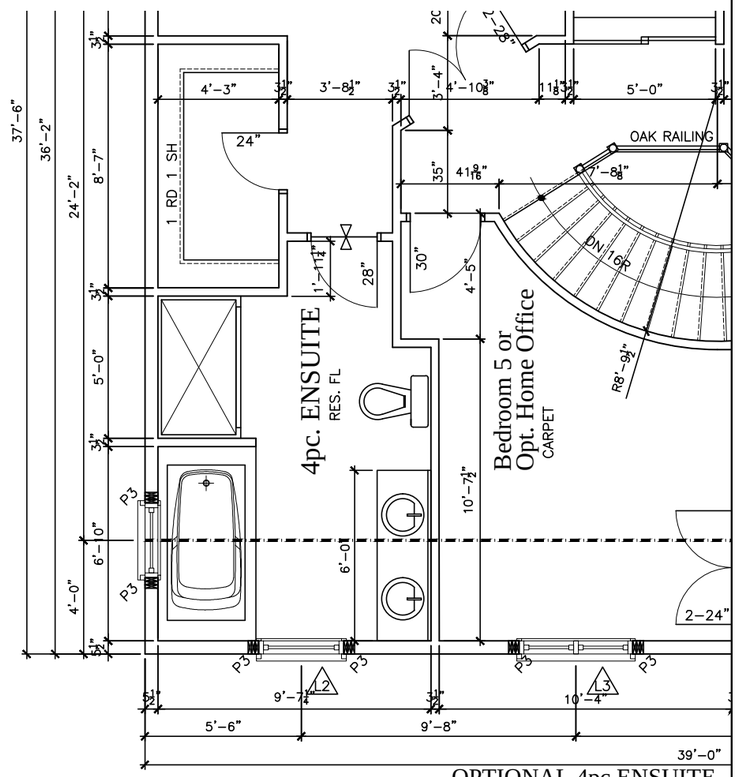

OPTIONAL 4pc ENSUITE

STRUCTURAL FRAMING SCHEDULE

STEEL LINTEL
- S1 – L 90x90x6
- S2 – L 90x90x8
- S3 – L 100x90x8
- S4 – L 125x90x8
- S5 – L 125x90x10
- S6 – L 200x100x12
- S7 – L 150x100x10 (200mm BEARING)

WOOD LINTEL
- L1 – (2)38x235 w/ 12.7 PLYWOOD SPACER
- L2 – (2)38x235
- L3 – (3)38x235
- L4 – (3)38x235 w/ 2–12.7 PLYWOOD SPACER & 2 ROW OF 90mm SPIRAL @ 200 o/c
- L5 – (3)38x286 w/ 2–12.7 PLYWOOD SPACER & 2 ROW OF 90mm SPIRAL @ 200 o/c
- L6 – (2)45x240 LVL 1.8e
- L7 – (3)45x240 LVL 1.8e

POSTS
- P1 – 75ø STEEL TELEPOST
- P2 – (2)38x89 or (2)38x140
- P3 – (3)38x89 or (3)38x140
- P4 – (4)38x89 or (4)38x140
- P5 – (5)38x89 or (5)38x140
- P6 – (6)38x89 or (6)38x140
- P13 – HSS 88.9x88.9x3.18 + 100x200x12 T&B PL. (*)
- P14 – HSS 89x89x4.8 + 100x200x12 T&B PL. (*)
- P15 – HSS 76.2x76.2x4.78 + 100x180x12 T&B PL. (*)
- P16 – HSS 76.2x76.2x4.78 + 130x130x12 T&B PL.
- P17 – HSS 73 O.D. x4.8 + 100x180x12PL B PL. + 130x160x10 T PL. (*)
- (*) – 2–12ø ANCH (WHERE ANCH PL. NOT USED)

ALL FOOTINGS 600x200 DP. UNLESS NOTED
SOIL: 100 KPA

F1 34"x34"x8" CONC. PAD
FTG. 20Mpa

LOT XXxx

DATE XX/XX/XX

THIS DRAWINGS IS TO BE USED IN CONJUNCTION WITH SCHEDULE B-1A AND MAY SHOW ONLY SOME OF THE CHANGES DETAILED ON THAT DOCUMENT. SHOULD THE DRAWINGS NOT SHOW ALL ITEMS CONTAINED ON A SCHEDULE OR MISS OTHER ITEMS ALTOGETHER, THE SCHEDULE IS CONSIDERED THE GOVERNING DOCUMENT.
FLOORS CONT

TENDER 2017

I SCOTT IRWIN BCIN 20765 HAVE REVIEWED AND TAKE RESPONSIBILITY FOR DESIGN ACTIVITIES RELATING TO, HOUSE & SMALL BUILDINGS .

2012 OBC DRAWINGS

NO	DESCRIPTION	DATE	BY
4.	AS PER STRUCTURAL	11/29/16	
3	MANUFACTURED ROOF TRUSTS	04/12/16	
2.	MANUFACTURED FLOOR JOISTS	02/11/16	
1.	STANDARD DRAWINGS	28/09/15	SI

Valecraft Homes Ltd.

TITLE: 2nd Floor Plan- Elev B

ACAD FILE: 1046 - The Hazelwood.dwg

SCALE: 3/16" = 1'-0"

1046 - The Hazelwood
2012 Footprint
(STANDARD DRAWINGS)

DWG. A-8b

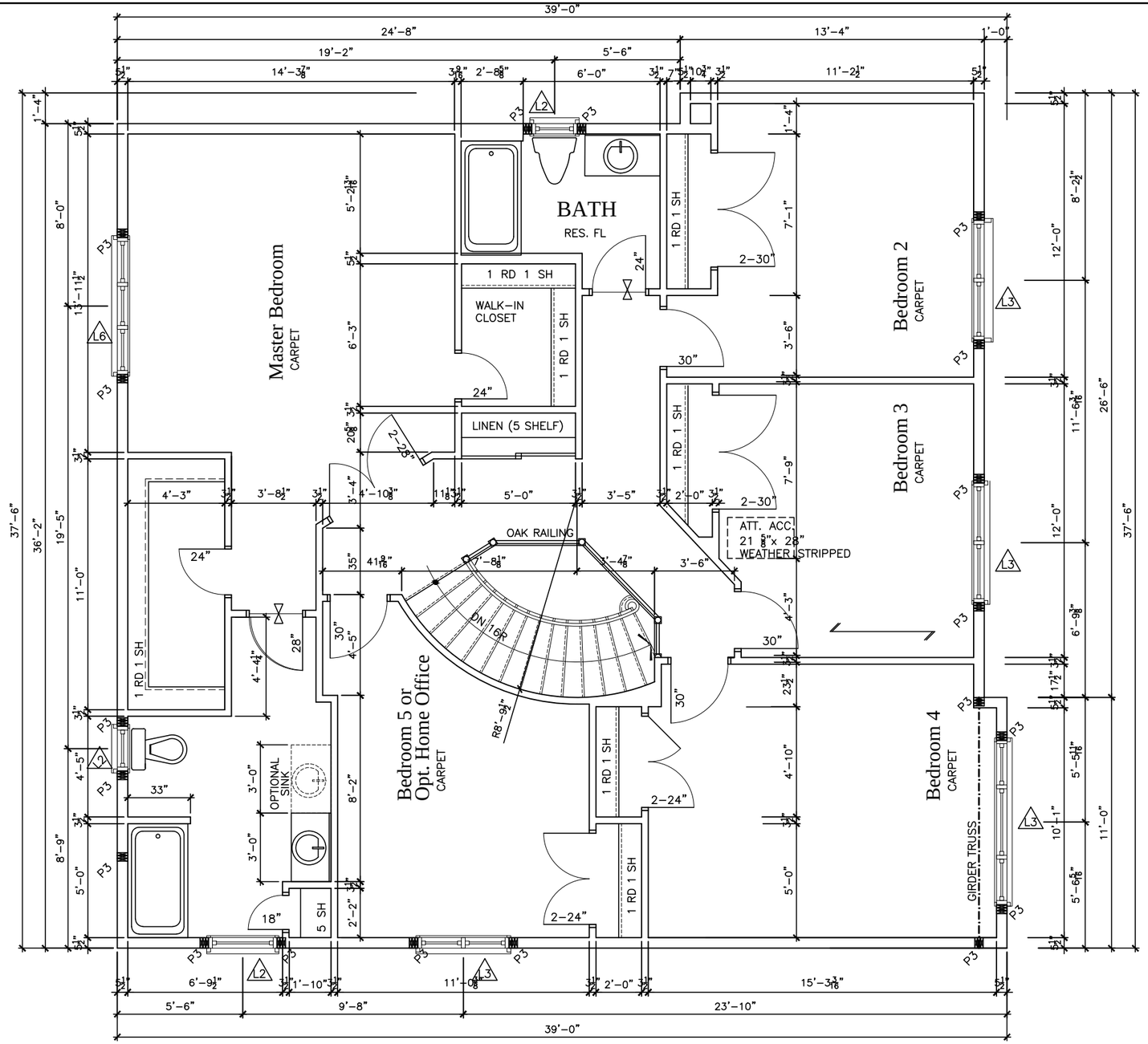

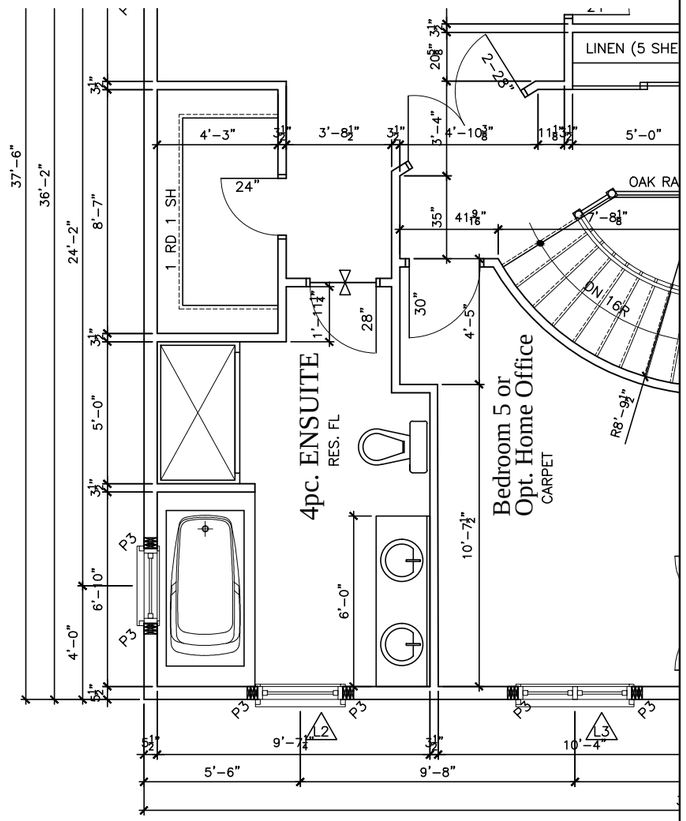

OPTIONAL 4pc ENSUITE

STRUCTURAL FRAMING SCHEDULE

STEEL LINTEL
- S1 – L 90x90x6
- S2 – L 90x90x8
- S3 – L 100x90x8
- S4 – L 125x90x8
- S5 – L 125x90x10
- S6 – L 200x100x12
- S7 – L 150x100x10 (200mm BEARING)

WOOD LINTEL
- L1 – (2)38x235 w/ 12.7 PLYWOOD SPACER
- L2 – (2)38x235
- L3 – (3)38x235
- L4 – (3)38x235 w/ 2–12.7 PLYWOOD SPACER & 2 ROW OF 90mm SPIRAL @ 200 o/c
- L5 – (3)38x286 w/ 2–12.7 PLYWOOD SPACER & 2 ROW OF 90mm SPIRAL @ 200 o/c
- L6 – (2)45x240 LVL 1.8e
- L7 – (3)45x240 LVL 1.8e

POSTS
- P1 – 75ø STEEL TELEPOST
- P2 – (2)38x89 or (2)38x140
- P3 – (3)38x89 or (3)38x140
- P4 – (4)38x89 or (4)38x140
- P5 – (5)38x89 or (5)38x140
- P6 – (6)38x89 or (6)38x140
- P13 – HSS 88.9x88.9x3.18 + 100x200x12 T&B PL. (*)
- P14 – HSS 89x89x4.8 + 100x200x12 T&B PL. (*)
- P15 – HSS 76.2x76.2x4.78 + 100x180x12 T&B PL. (*)
- P16 – HSS 76.2x76.2x4.78 + 130x130x12 T&B PL.
- P17 – HSS 73 O.D. x4.8 + 100x180x12PL B PL. + 130x160x10 T PL. (*)
- (*) – 2–12ø ANCH (WHERE ANCH PL. NOT USED)

ALL FOOTINGS 600x200 DP. UNLESS NOTED
SOIL: 100 KPA

LOT XXxx

DATE XX/XX/XX

THIS DRAWINGS IS TO BE USED IN CONJUNCTION WITH SCHEDULE B-1A AND MAY SHOW ONLY SOME OF THE CHANGES DETAILED ON THAT DOCUMENT. SHOULD THE DRAWINGS NOT SHOW ALL ITEMS CONTAINED ON A SCHEDULE OR MISS OTHER ITEMS ALTOGETHER, THE SCHEDULE IS CONSIDERED THE GOVERNING DOCUMENT.
FLOORS CONT

TENDER 2017

I SCOTT IRWIN BCIN 20765 HAVE REVIEWED AND TAKE RESPONSIBILITY FOR DESIGN ACTIVITIES RELATING TO, HOUSE & SMALL BUILDINGS .

2012 OBC DRAWINGS

NO	DESCRIPTION	DATE	BY
4.	AS PER STRUCTURAL	11/29/16	
3.	MANUFACTURED ROOF TRUSTS	04/12/16	
2.	MANUFACTURED FLOOR JOISTS	02/11/16	
1.	STANDARD DRAWINGS	28/09/15	SI

Valecraft Homes Ltd.

TITLE: 2nd Floor Plan-3 Bedroom Elev C

ACAD FILE: 1046 - The Hazelwood,dwg

SCALE: 3/16" = 1'-0"

1046 - The Hazelwood
2012 Footprint
(STANDARD DRAWINGS)

DWG. A-8c

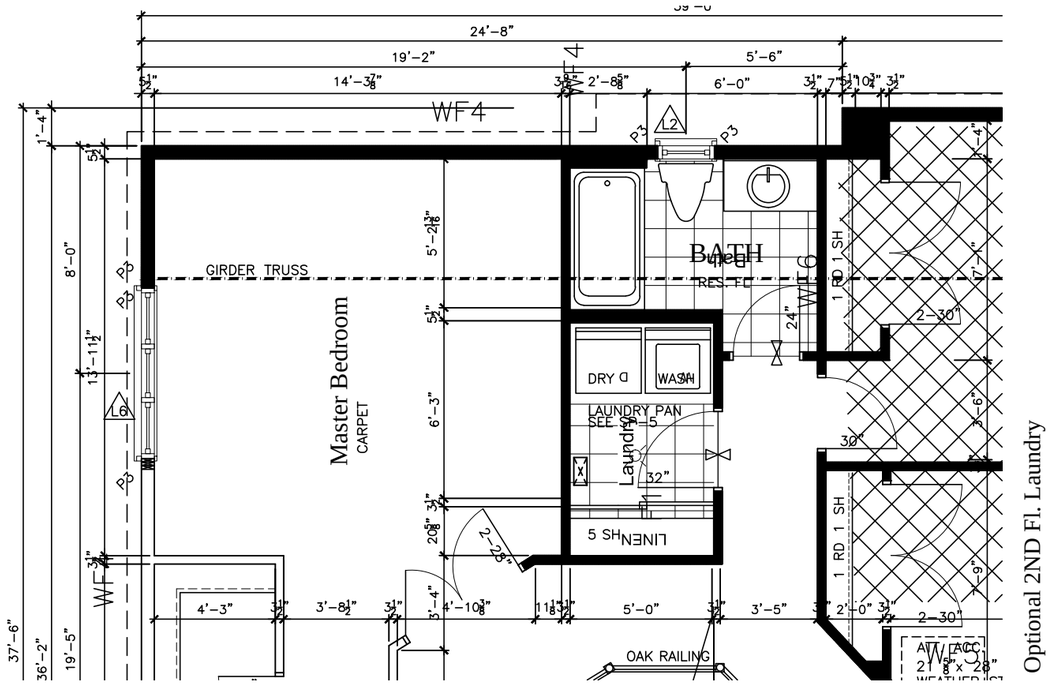

LOT	XXxx
DATE	XX/XX/XX

THIS DRAWINGS IS TO BE USED IN CONJUNCTION WITH SCHEDULE B-1A AND MAY SHOW ONLY SOME OF THE CHANGES DETAILED ON THAT DOCUMENT. SHOULD THE DRAWINGS NOT SHOW ALL ITEMS CONTAINED ON A SCHEDULE OR MISS OTHER ITEMS ALTOGETHER, THE SCHEDULE IS CONSIDERED THE GOVERNING DOCUMENT.
FLOORS CONT

TENDER 2017

I SCOTT IRWIN BCIN 20765 HAVE REVIEWED AND TAKE RESPONSIBILITY FOR DESIGN ACTIVITIES RELATING TO, HOUSE & SMALL BUILDINGS .

STRUCTURAL FRAMING SCHEDULE

STEEL LINTEL
- S1 – L 90x90x6
- S2 – L 90x90x8
- S3 – L 100x90x8
- S4 – L 125x90x8
- S5 – L 125x90x10
- S6 – L 200x100x12
- S7 – L 150x100x10 (200mm BEARING)

WOOD LINTEL
- L1 – (2)38x235 w/ 12.7 PLYWOOD SPACER
- L2 – (2)38x235
- L3 – (3)38x235
- L4 – (3)38x235 w/ 2–12.7 PLYWOOD SPACER & 2 ROW OF 90mm SPIRAL @ 200 o/c
- L5 – (3)38x286 w/ 2–12.7 PLYWOOD SPACER & 2 ROW OF 90mm SPIRAL @ 200 o/c
- L6 – (2)45x240 LVL 1.8e
- L7 – (3)45x240 LVL 1.8e

POSTS
- P1 – 75ø STEEL TELEPOST
- P2 – (2)38x89 or (2)38x140
- P3 – (3)38x89 or (3)38x140
- P4 – (4)38x89 or (4)38x140
- P5 – (5)38x89 or (5)38x140
- P6 – (6)38x89 or (6)38x140
- P13 – HSS 88.9x88.9x3.18 + 100x200x12 T&B PL. (*)
- P14 – HSS 89x89x4.8 + 100x200x12 T&B PL. (*)
- P15 – HSS 76.2x76.2x4.78 + 100x180x12 T&B PL. (*)
- P16 – HSS 76.2x76.2x4.78 + 130x130x12 T&B PL.
- P17 – HSS 73 O.D. x4.8 + 100x180x12PL B PL. + 130x160x10 T PL. (*)
- (*) – 2–12ø ANCH (WHERE ANCH PL. NOT USED)

ALL FOOTINGS 600x200 DP. UNLESS NOTED
SOIL: 100 KPA

2012 OBC DRAWINGS

NO	DESCRIPTION	DATE	BY
4.	AS PER STRUCTURAL	11/29/16	
3	MANUFACTURED ROOF TRUSTS	04/12/16	
2.	MANUFACTURED FLOOR JOISTS	02/11/16	
1.	STANDARD DRAWINGS	28/09/15	

Valecraft Homes Ltd.

TITLE: 2nd Floor Plan- Optional Laundry

ACAD FILE: 1046 - The Hazelwood,dwg

SCALE: 3/16" = 1'-0"

1046 - The Hazelwood
2012 Footprint
(STANDARD DRAWINGS)

DWG. A-8d

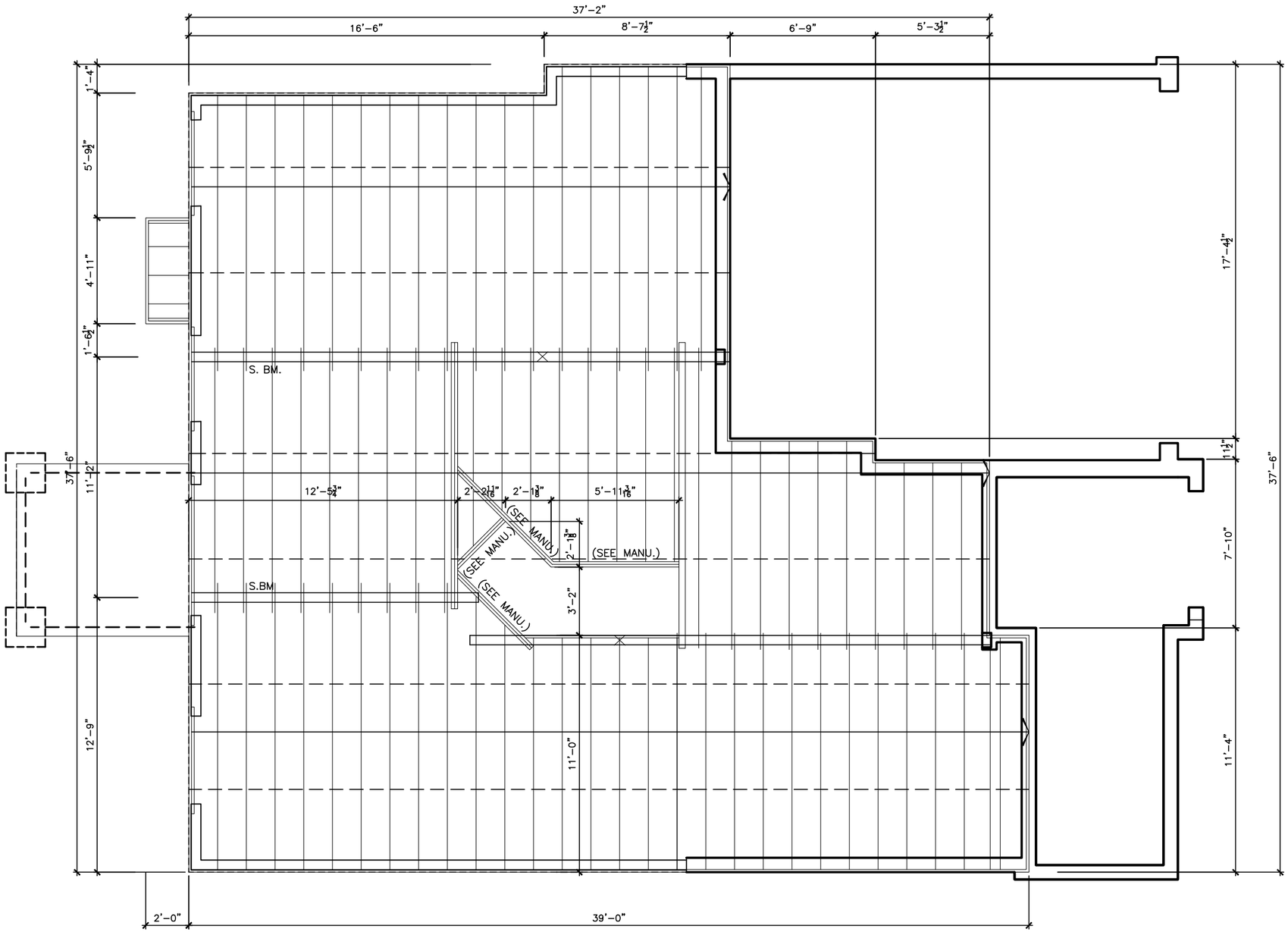

LOT XXxx

DATE XX/XX/XX

THIS DRAWINGS IS TO BE USED IN CONJUNCTION WITH SCHEDULE B-1A AND MAY SHOW ONLY SOME OF THE CHANGES DETAILED ON THAT DOCUMENT. SHOULD THE DRAWINGS NOT SHOW ALL ITEMS CONTAINED ON A SCHEDULE OR MISS OTHER ITEMS ALTOGETHER, THE SCHEDULE IS CONSIDERED THE GOVERNING DOCUMENT.
FLOORS CONT

TENDER 2017

I SCOTT IRWIN BCIN 20765 HAVE REVIEWED AND TAKE RESPONSIBILITY FOR DESIGN ACTIVITIES RELATING TO, HOUSE & SMALL BUILDINGS .

2012 OBC DRAWINGS

NO	DESCRIPTION	DATE	BY
4.	AS PER STRUCTURAL	11/29/16	
3	MANUFACTURED ROOF TRUSTS	04/12/16	
2.	MANUFACTURED FLOOR JOISTS	02/11/16	
1.	STANDARD DRAWINGS	28/09/15	SI

Valecraft Homes Ltd.

TITLE:
1st Floor Joist Plan
Walk Out Basement

ACAD FILE: 1046 - The Hazelwood.dwg

SCALE: 3/16" = 1'-0"

1046 - The Hazelwood
2012 Footprint
(STANDARD DRAWINGS)

DWG. J-1

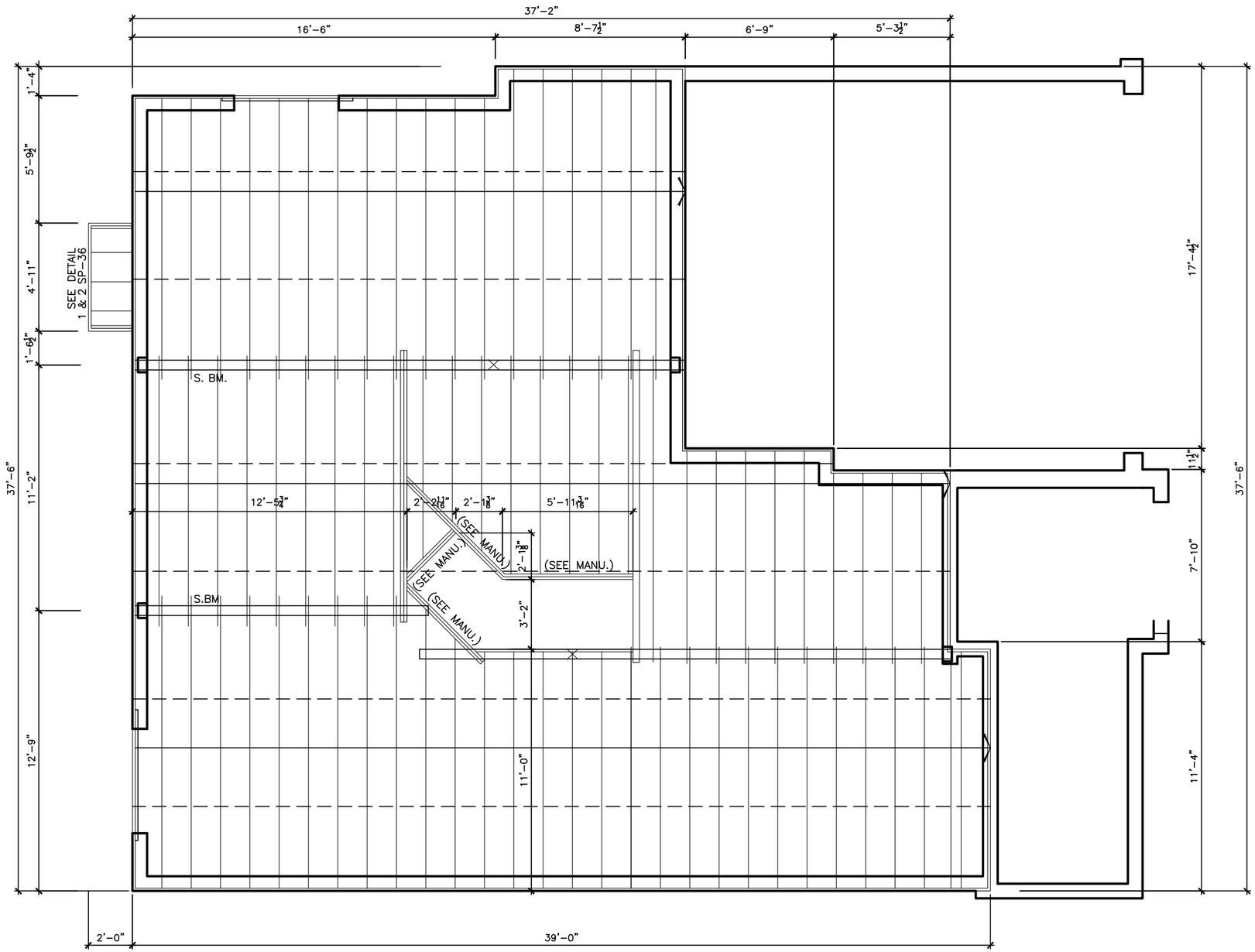

LOT XXxx

DATE XX/XX/XX

THIS DRAWINGS IS TO BE USED IN CONJUNCTION WITH SCHEDULE B-1A AND MAY SHOW ONLY SOME OF THE CHANGES DETAILED ON THAT DOCUMENT. SHOULD THE DRAWINGS NOT SHOW ALL ITEMS CONTAINED ON A SCHEDULE OR MISS OTHER ITEMS ALTOGETHER, THE SCHEDULE IS CONSIDERED THE GOVERNING DOCUMENT.
FLOORS CONT

TENDER 2017

I SCOTT IRWIN BCIN 20765 HAVE REVIEWED AND TAKE RESPONSIBILITY FOR DESIGN ACTIVITIES RELATING TO, HOUSE & SMALL BUILDINGS .

2012 OBC DRAWINGS

NO	DESCRIPTION	DATE	BY
4.	AS PER STRUCTURAL	11/29/16	
3	MANUFACTURED ROOF TRUSTS	04/12/16	
2.	MANUFACTURED FLOOR JOISTS	02/11/16	
1.	STANDARD DRAWINGS	28/09/15	SI

Valecraft Homes Ltd.

TITLE:
1st FLOOR PLAN

ACAD FILE: 1046 - The Hazelwood.dwg

SCALE: 3/16" = 1'-0"

1046 - The Hazelwood
2012 Footprint
(STANDARD DRAWINGS)

DWG. J-1

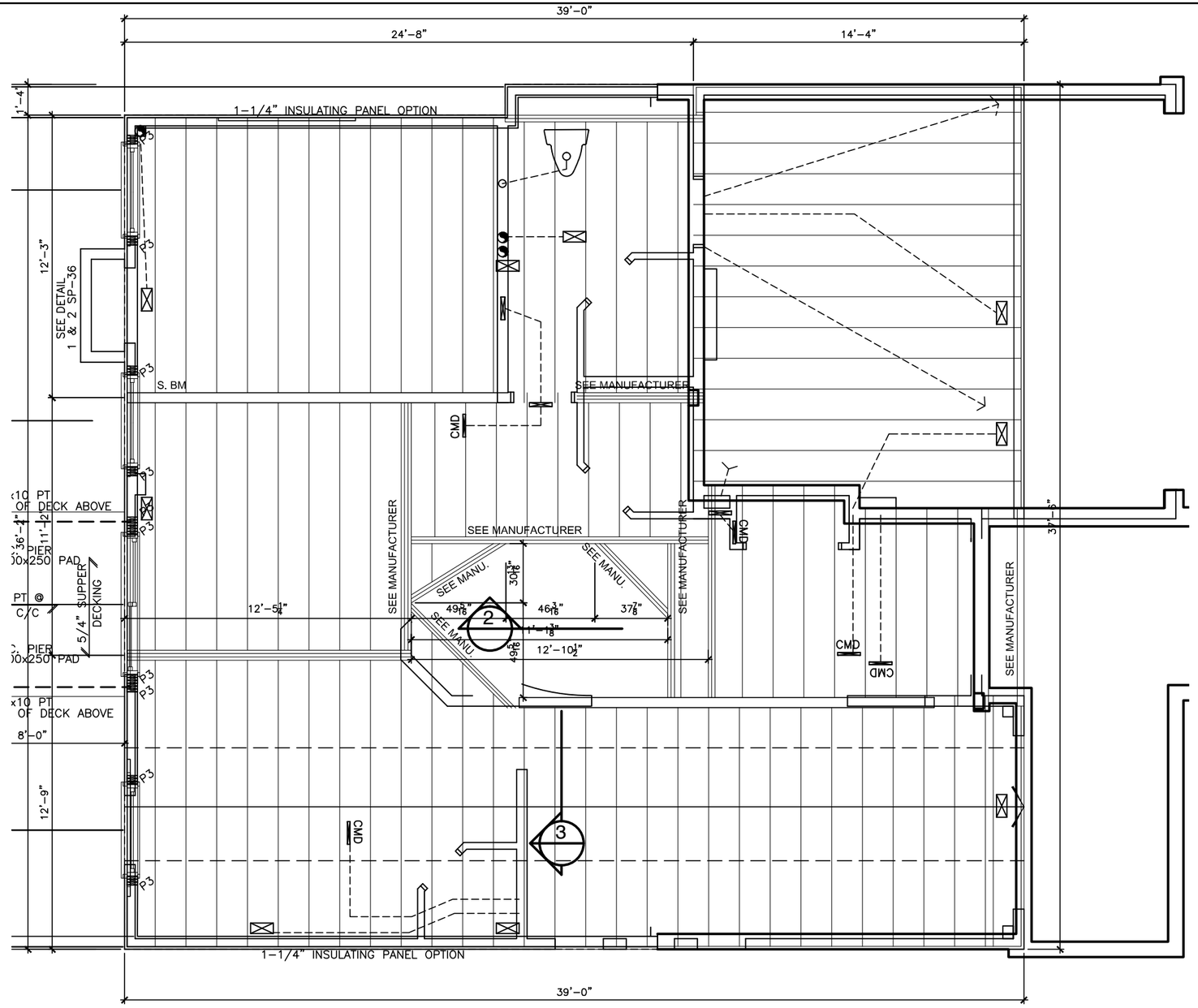

LOT	XXxx
DATE	XX/XX/XX

THIS DRAWINGS IS TO BE USED IN CONJUNCTION WITH SCHEDULE B-1A AND MAY SHOW ONLY SOME OF THE CHANGES DETAILED ON THAT DOCUMENT. SHOULD THE DRAWINGS NOT SHOW ALL ITEMS CONTAINED ON A SCHEDULE OR MISS OTHER ITEMS ALTOGETHER, THE SCHEDULE IS CONSIDERED THE GOVERNING DOCUMENT.
FLOORS CONT

TENDER 2017

I SCOTT IRWIN BCIN 20765 HAVE REVIEWED AND TAKE RESPONSIBILITY FOR DESIGN ACTIVITIES RELATING TO, HOUSE & SMALL BUILDINGS .

2012 OBC DRAWINGS

NO	DESCRIPTION	DATE	BY
4.	AS PER STRUCTURAL	11/29/16	
3	MANUFACTURED ROOF TRUSTS	04/12/16	
2.	MANUFACTURED FLOOR JOISTS	02/11/16	
1.	STANDARD DRAWINGS	28/09/15	SI

Valecraft Homes Ltd.

TITLE:
2nd Floor Plan

ACAD FILE: 1046 - The Hazelwood.dwg

SCALE: 3/16" = 1'-0"

1046 - The Hazelwood
2012 Footprint
(STANDARD DRAWINGS)

DWG: J-2

Duplex Outlet (G.F.I. in all bathrooms)	Wall mounted light fixture
220 V Outlet	CMD Carbon Monoxide detector interconnected with smoke alarms
Duplex Outlet (Upper half switched)	S Carbon Monoxide detector interconnected with smoke alarms
Split Duplex Outlet	EP Electrical panel
Weather proof Duplex Outlet	MV Mechanical vent
Single pole switch	D Dryer
3 way switch	W Washer
Double gang switch	T Thermostat
Triple gang switch	Standard telephone jack
Double gang 3 way switch	TV Cable television outlet.
4 way switch	Central vacuum location (Optional)
Furnace switch	Ceiling light fixture
Ceiling light fixture	PC Pull Chain
Standard pot light	

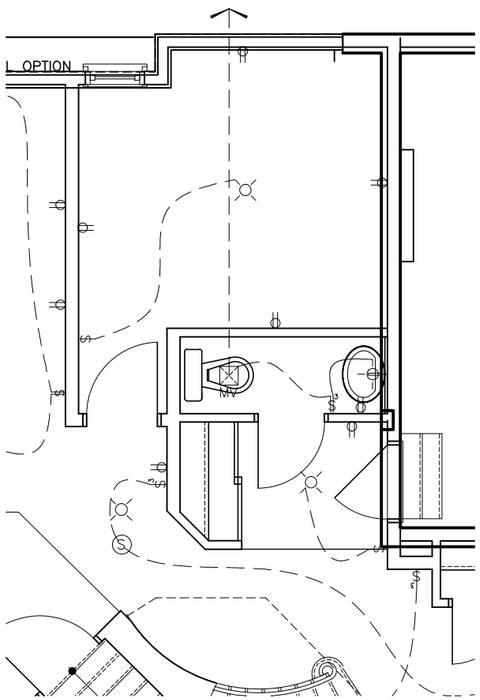

Opt. Home Office

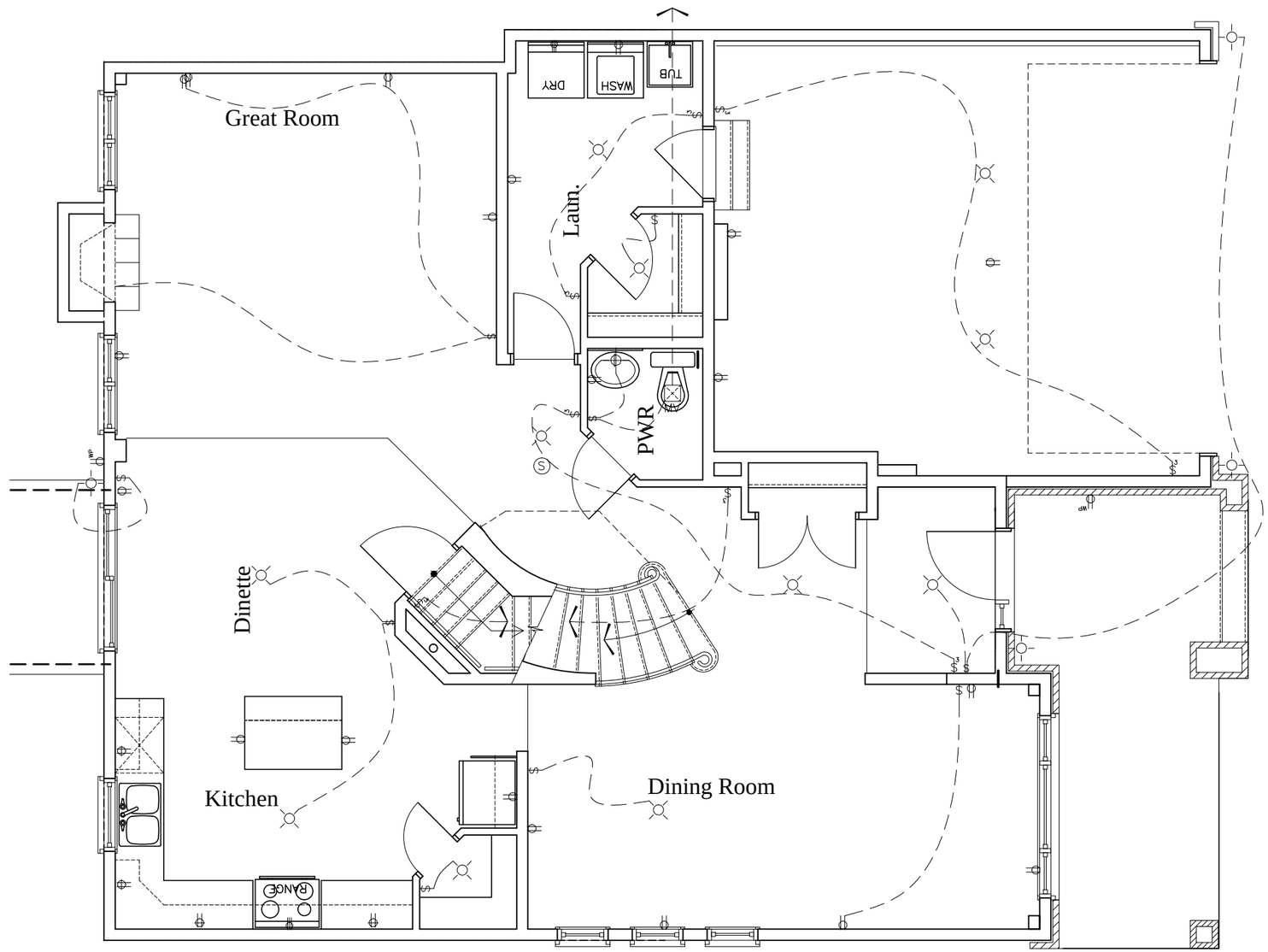

1st FL. ELECT. PLAN Elev B & C Similar

LOT XXxx

DATE XX/XX/XX

THIS DRAWINGS IS TO BE USED IN CONJUNCTION WITH SCHEDULE B-1A AND MAY SHOW ONLY SOME OF THE CHANGES DETAILED ON THAT DOCUMENT, SHOULD THE DRAWINGS NOT SHOW ALL ITEMS CONTAINED ON A SCHEDULE OR MISS OTHER ITEMS ALTOGETHER, THE SCHEDULE IS CONSIDERED THE GOVERNING DOCUMENT.
FLOORS CONT

TENDER 2017

I SCOTT IRWIN BCIN 20765 HAVE REVIEWED AND TAKE RESPONSIBILITY FOR DESIGN ACTIVITIES RELATING TO, HOUSE & SMALL BUILDINGS.

2012 OBC DRAWINGS

NO	DESCRIPTION	DATE	BY
4.	AS PER STRUCTURAL	11/29/16	
3	MANUFACTURED ROOF TRUSTS	04/12/16	
2.	MANUFACTURED FLOOR JOISTS	02/11/16	
1.	STANDARD DRAWINGS	28/09/15	SI

Valecraft Homes Ltd.

TITLE: 1st FL. ELECT. PLAN

ACAD FILE: 1046 - The Hazelwood.dwg

SCALE: 3/16" = 1'-0"

1046 - The Hazelwood
2012 Footprint
(STANDARD DRAWINGS)

DWG. E-1

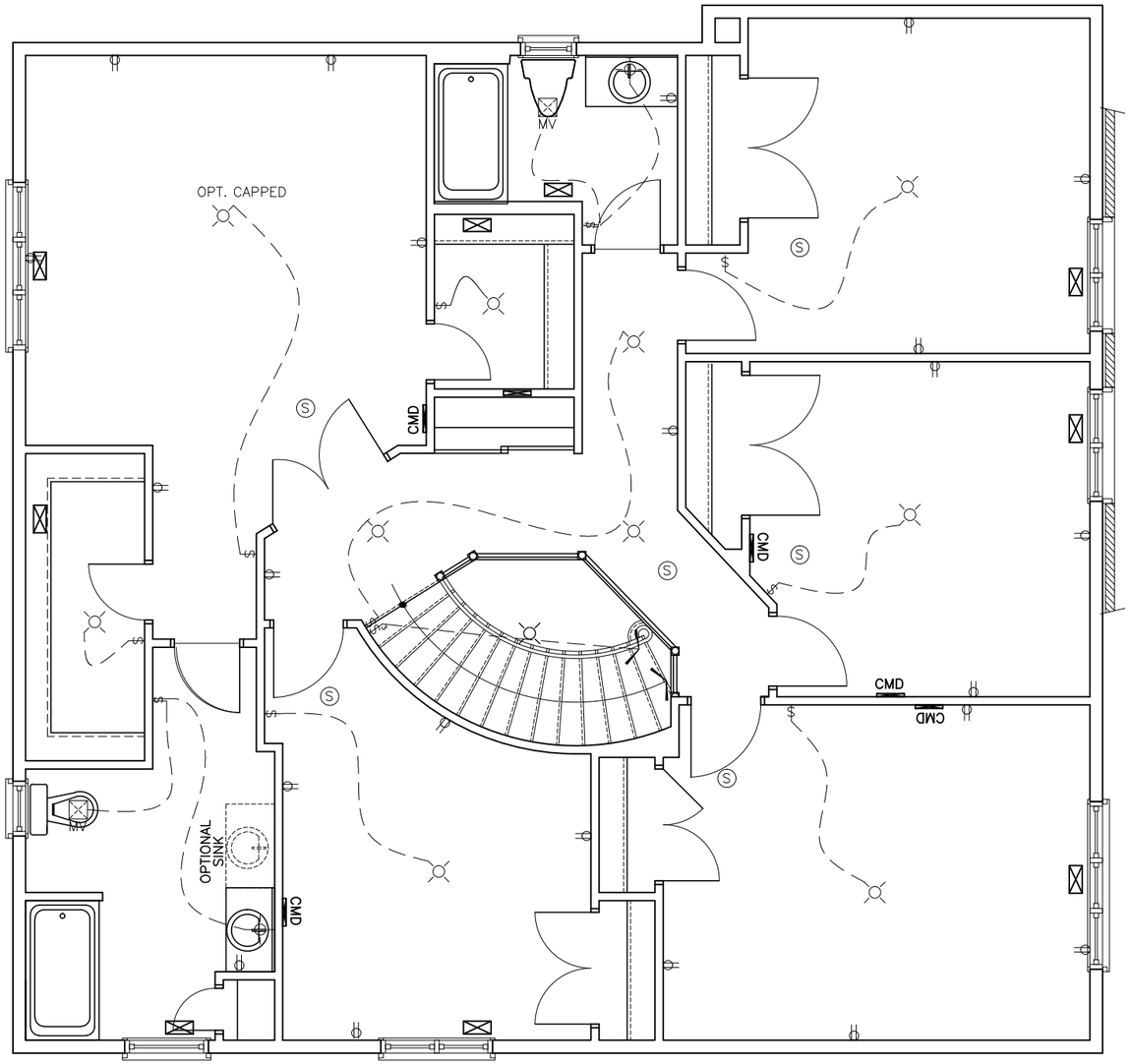

2nd Floor Electrical Plan - 3 Bed

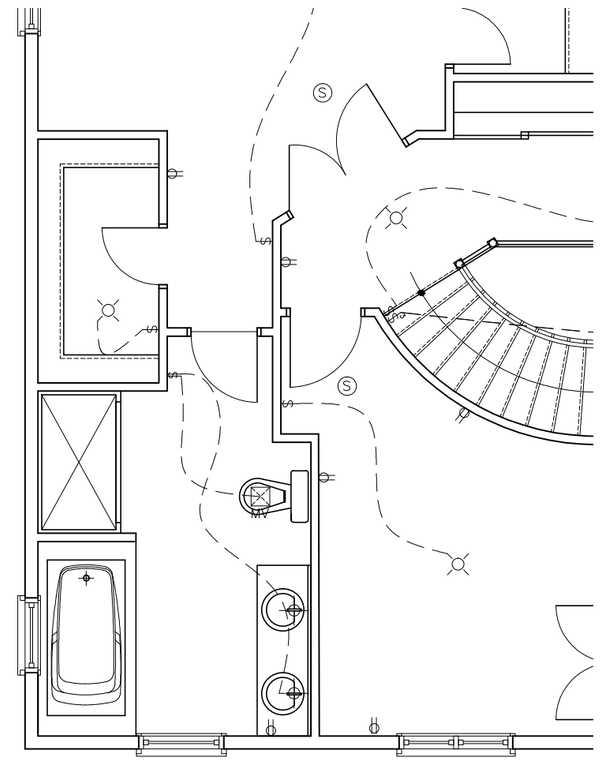

OPTIONAL 4pc ENSUITE

Duplex Outlet (G.F.I. in all bathrooms)	Wall mounted light fixture
220 V Outlet	CMD Carbon Monoxide detector interconnected with smoke alarms
Duplex Outlet (Upper half switched)	S Carbon Monoxide detector interconnected with smoke alarms
Split Duplex Outlet	EP Electrical panel
Weather proof Duplex Outlet	MV Mechanical vent
Single pole switch	D Dryer
3 way switch	W Washer
Double gang switch	T Thermostat
Triple gang switch	Standard telephone jack
Double gang 3 way switch	TV Cable television outlet.
4 way switch	Central vacuum location (Optional)
Furnace switch	Ceiling light fixture
Ceiling light fixture	PC Pull Chain
Standard pot light	

LOT XXxx

DATE XX/XX/XX

THIS DRAWINGS IS TO BE USED IN CONJUNCTION WITH SCHEDULE B-1A AND MAY SHOW ONLY SOME OF THE CHANGES DETAILED ON THAT DOCUMENT. SHOULD THE DRAWINGS NOT SHOW ALL ITEMS CONTAINED ON A SCHEDULE OR MISS OTHER ITEMS ALTOGETHER, THE SCHEDULE IS CONSIDERED THE GOVERNING DOCUMENT.
FLOORS CONT

TENDER 2017

I SCOTT IRWIN BCIN 20765 HAVE REVIEWED AND TAKE RESPONSIBILITY FOR DESIGN ACTIVITIES RELATING TO, HOUSE & SMALL BUILDINGS .

2012 OBC DRAWINGS

NO	DESCRIPTION	DATE	BY
4.	AS PER STRUCTURAL	11/29/16	
3	MANUFACTURED ROOF TRUSTS	04/12/16	
2.	MANUFACTURED FLOOR JOISTS	02/11/16	
1.	STANDARD DRAWINGS	28/09/15	SI

Valecraft Homes Ltd.

TITLE:
2nd Fl. ELECT Plan-3 Bed

ACAD FILE: 1046 - The Hazelwood.dwg

SCALE: 3/16" = 1'-0"

1046 - The Hazelwood
2012 Footprint
(STANDARD DRAWINGS)

DWG: E-3

LOT XXxx

DATE XX/XX/XX

THIS DRAWINGS IS TO BE USED IN CONJUNCTION WITH SCHEDULE B-1A AND MAY SHOW ONLY SOME OF THE CHANGES DETAILED ON THAT DOCUMENT. SHOULD THE DRAWINGS NOT SHOW ALL ITEMS CONTAINED ON A SCHEDULE OR MISS OTHER ITEMS ALTOGETHER, THE SCHEDULE IS CONSIDERED THE GOVERNING DOCUMENT.
FLOORS CONT

TENDER 2017

I SCOTT IRWIN BCIN 20765 HAVE REVIEWED AND TAKE RESPONSIBILITY FOR DESIGN ACTIVITIES RELATING TO, HOUSE & SMALL BUILDINGS .

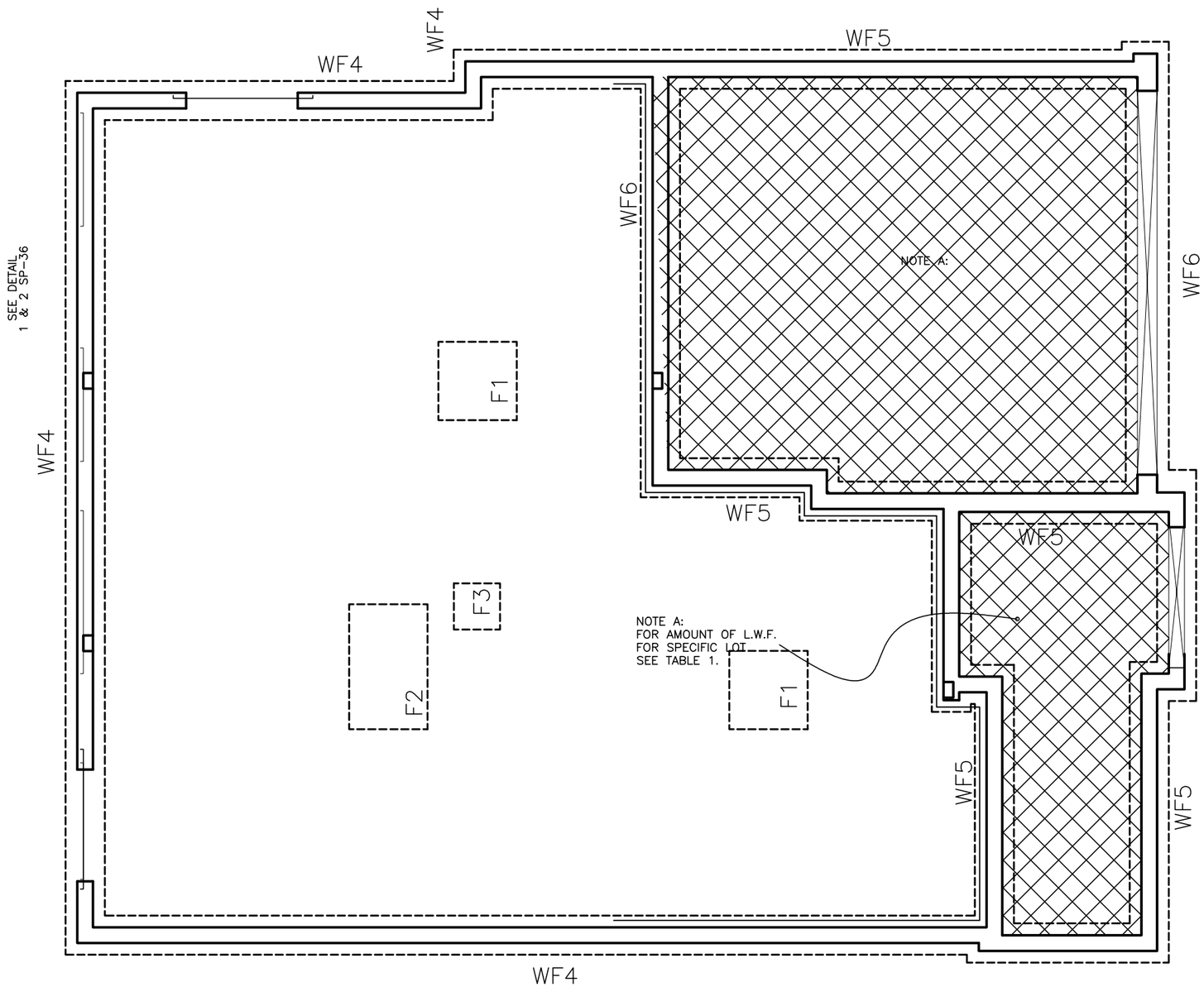

Foundation Plan - Elevation A & C

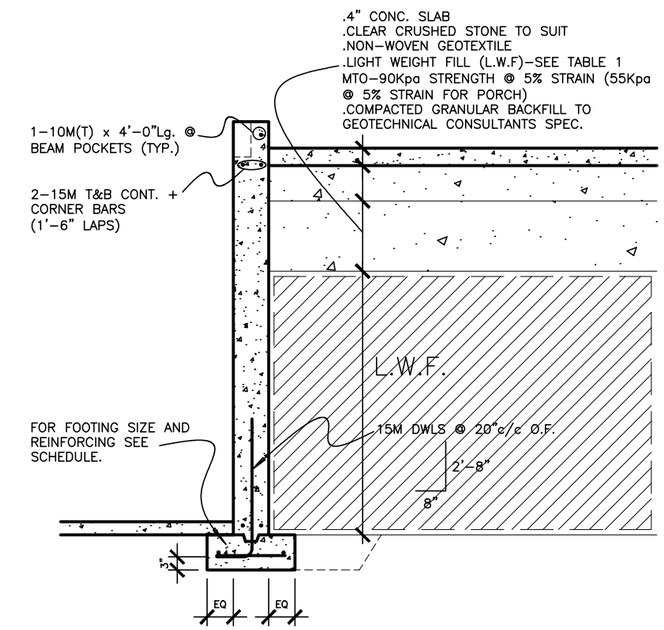

2012 OBC DRAWINGS

NO	DESCRIPTION	DATE	BY
4.	AS PER STRUCTURAL	11/29/16	
3	MANUFACTURED ROOF TRUSTS	04/12/16	
2.	MANUFACTURED FLOOR JOISTS	02/11/16	
1.	STANDARD DRAWINGS	28/09/15	SI

Valecraft Homes Ltd.

TITLE: (SITE CLASS D)
Foundation Plan - Elevation A & C

ACAD FILE: 1046 - The Hazelwood.dwg

SCALE: 3/16" = 1'-0"

1046 - The Hazelwood
2012 Footprint
(STANDARD DRAWINGS)

DWG. SK-FD1

LOT XXxx

DATE XX/XX/XX

THIS DRAWINGS IS TO BE USED IN CONJUNCTION WITH SCHEDULE B-1A AND MAY SHOW ONLY SOME OF THE CHANGES DETAILED ON THAT DOCUMENT. SHOULD THE DRAWINGS NOT SHOW ALL ITEMS CONTAINED ON A SCHEDULE OR MISS OTHER ITEMS ALTOGETHER, THE SCHEDULE IS CONSIDERED THE GOVERNING DOCUMENT.
FLOORS CONT

TENDER 2017

I SCOTT IRWIN BCIN 20765 HAVE REVIEWED AND TAKE RESPONSIBILITY FOR DESIGN ACTIVITIES RELATING TO, HOUSE & SMALL BUILDINGS .

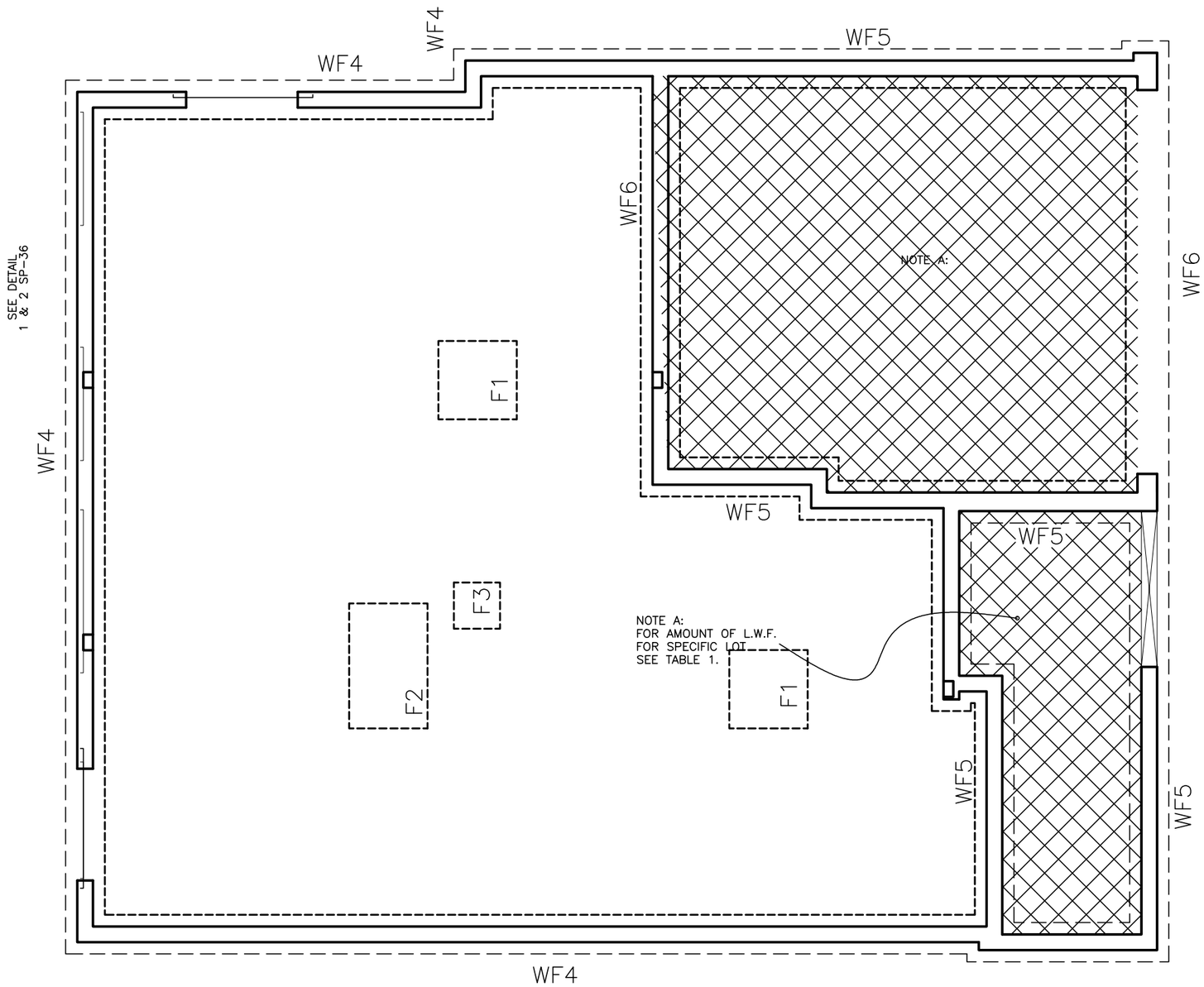

Foundation Plan - Elevation B

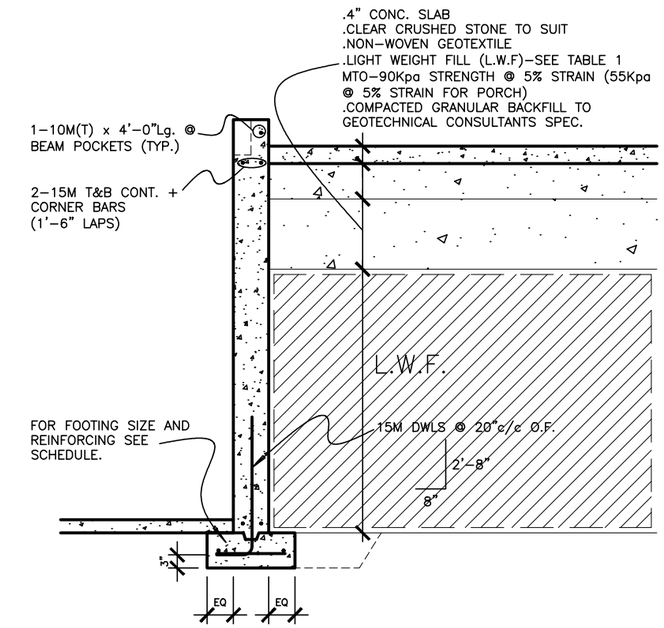

2012 OBC DRAWINGS

NO	DESCRIPTION	DATE	BY
4.	AS PER STRUCTURAL	11/29/16	
3	MANUFACTURED ROOF TRUSTS	04/12/16	
2.	MANUFACTURED FLOOR JOISTS	02/11/16	
1.	STANDARD DRAWINGS	28/09/15	SI

Valecraft Homes Ltd.

TITLE: (SITE CLASS D)
Foundation Plan - Elevation B

ACAD FILE: 1046 - The Hazelwood.dwg

SCALE: 3/16" = 1'-0"

1046 - The Hazelwood
2012 Footprint
(STANDARD DRAWINGS)

DWG. SK-FD2