

**WATER PIPE SIZING AND PLUMBING DATA SHEET**
**CERTIFIED MODEL WITH ONE DWELLING UNIT**
**THIS TABLE IS APPLICABLE FOR A HOUSE AFTER DECEMBER 31, 2017**

**Builder Name:** ROYAL PINE HOMES  
**Certified Model Name:** 2202.T2 - INT - ALT GROUND (#78692)  
**Optional Floor Layout:**  
**Application No.:**


*SWhite*

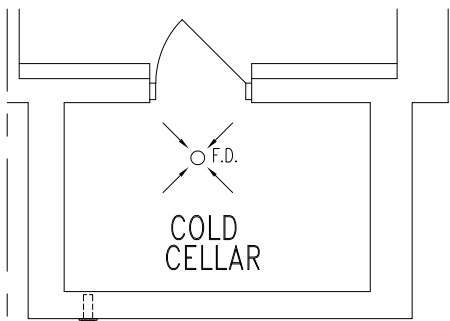
The Ontario Building Code Div. B, 7.6.3 regulates size and capacity of pipes for a new house. Please enter the number of individual fixtures as listed and bathroom groups<sup>(6)</sup> or powder room groups<sup>(7)</sup> per floor. The fixture units and required minimum size of water service will automatically be calculated.

Description	Basement Floor	First Floor	Second Floor	Third Floor
	Qty.	Qty.	Qty.	Qty.
Bathroom group <sup>(6)</sup>	1		2	
Bidet				
Extra Shower			1	
Lav				
Bar Sink				
Powder room <sup>(7)</sup>		1		
Kitchen Sink		1		
Dishwasher		1		
Laundry Tub			1	
Washing Machine			1	
Hose Bib		2		

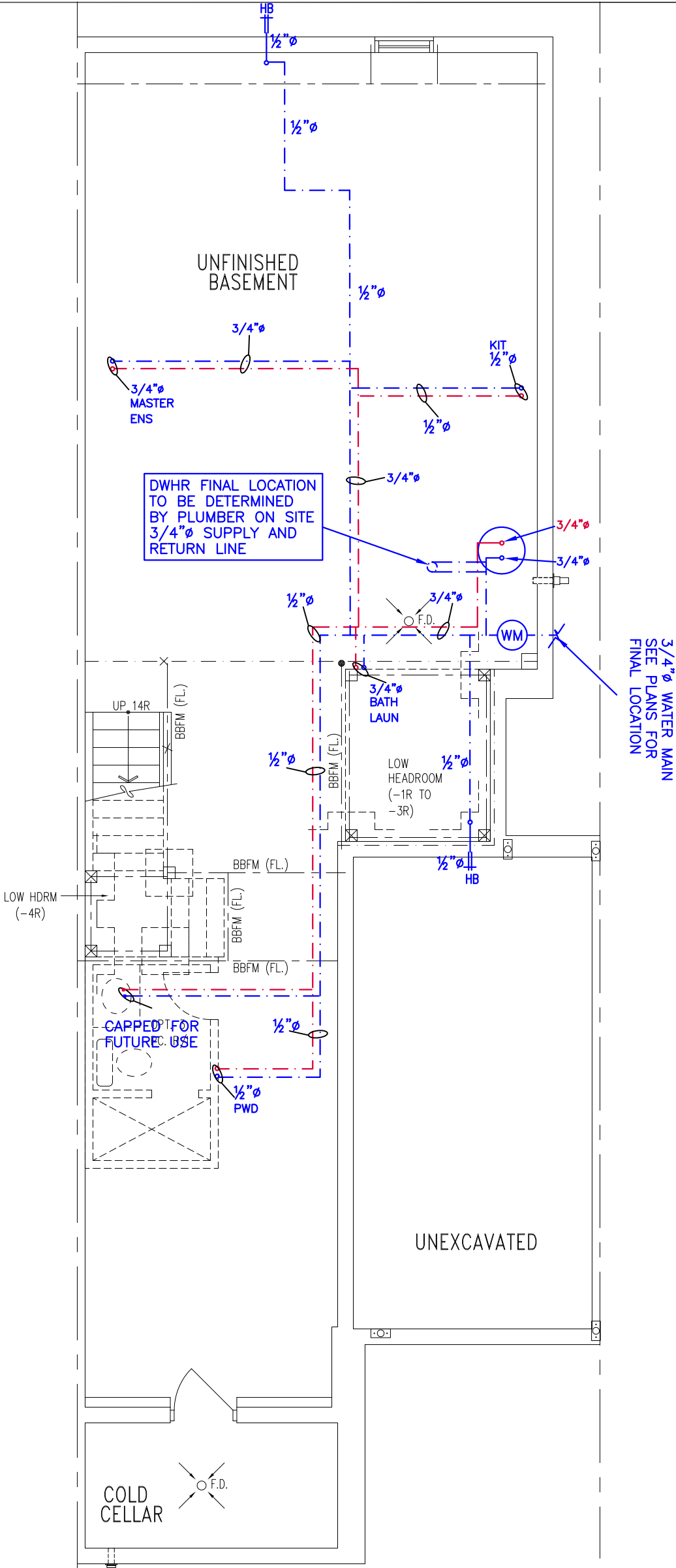
**Total Fixture Units** 25.7  
**Minimum Diametre of Water Service Pipe**  
**Required from the Property Line to the** 3/4  
**House (Inch)**

Notes:

- (1) A potable water system shall be designed, constructed and installed to conform to good engineering practice appropriate to the circumstances, such as that described in the ASHRAE Handbooks and ASPE Data Books.
- (2) No water system between the point of connection with the water service pipe or the water meter and the first branch that supplies a water heater that serves more than one fixture shall be less than ¾ in. in size.
- (3) The minimum water pressure at the entry to the building is 200 kPa, and the total maximum length of the water system is 90 m.
- (4) In a hot water distribution system of a developed length of more than 30 m from the HWT to the farthest fixture or supplying more than 4 storeys, the water temperature shall be maintained by, (a) recirculation, or (b) a self-regulating heat tracing system.
- (5) Where piping may be exposed to freezing conditions, it shall be protected from the effects of freezing.
- (6) A bathroom group consists of 1 water closet, 1 lavatory, and 1 bathtub (with or without showerhead)
- (7) A powder room group consists of 1 water closet and 1 lavatory.



BASEMENT PLAN, EL. 'B'



BASEMENT PLAN, EL. 'A'

NOTES

1. DRAWINGS ARE TO BE PRINTED IN COLOUR
2. WHERE A 3/4" TUB SPOUT/ SPIGOT CONNECTION IS USED ON THE BATHTUB FAUCET THE WATER SUPPLY PIPE SHALL BE 3/4" TO THE BRANCH FOR THE BATHTUB
3. BASEMENT BATHROOM ROUGH-IN SHALL BE USED IN SIZING OF WATER PIPE
4. EXACT LOCATION OF ALL PLUMBING PIPING TO BE DETERMINED ON SITE

LEGEND

SYMBOL	DESCRIPTION (SEE PLAN FOR PIPE SIZING)
WM	WATER METER, PROVIDE SUPPLY PIPE SIZE/ $\phi$
HB	HOSE BIB
---	PROPOSED COLD WATER LINE & RISER
---	PROPOSED HOT WATER LINE & RISER
FD	FLOOR DRAIN

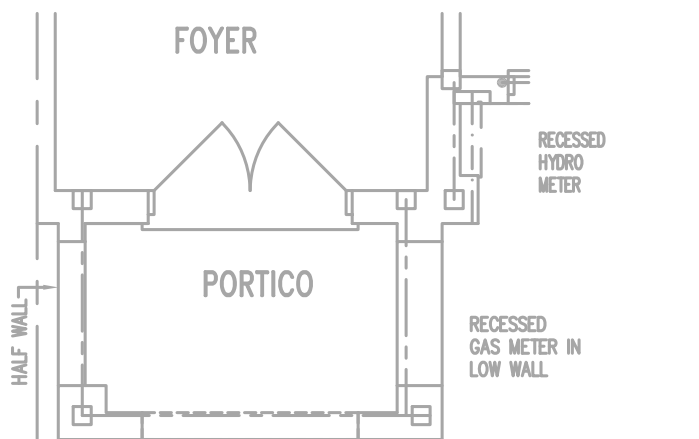


Client	
ROYAL PINE HOMES	
Project Name	
FORESTSIDE BRAMPTON, ONTARIO	
ALT GROUND 2202.T2	2144 sqft

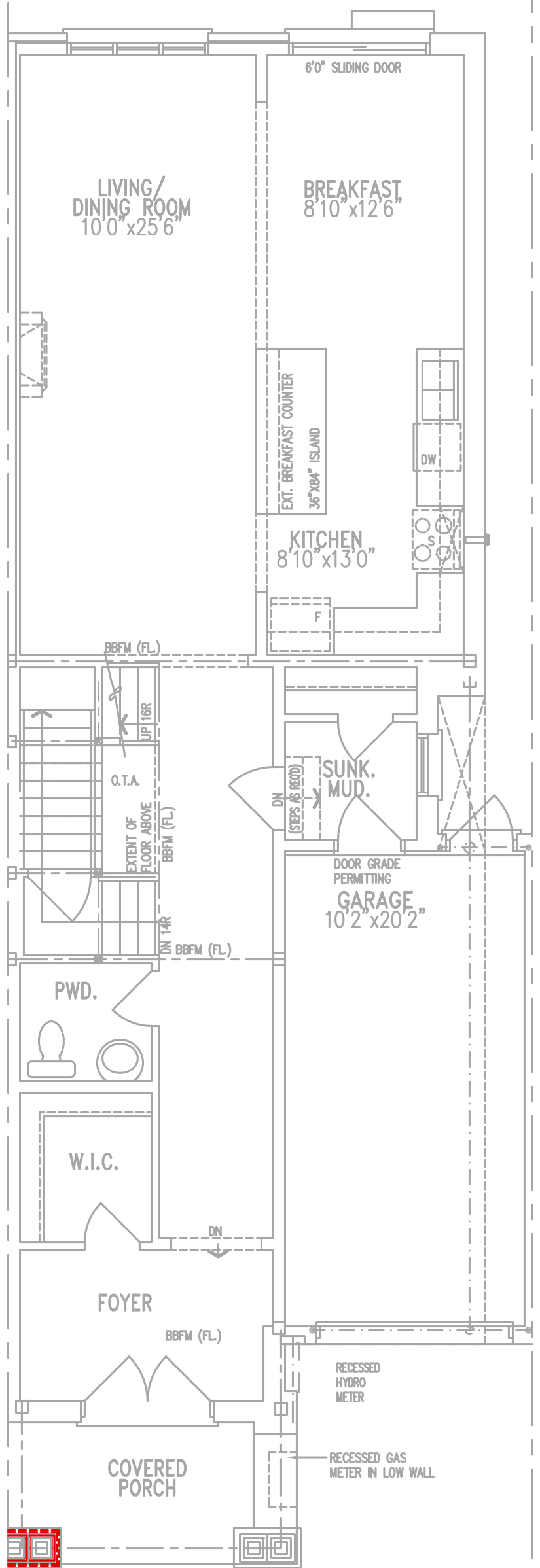
**HVAC**DESIGNS LTD.

375 Finley Ave. Suite 202 - Ajax, Ontario  
L1S 2E2 Tel. 905.619.2300 - 905.420.5300 Fax 905.619.2375  
Email: info@hvacdsgns.ca  
Web: www.hvacdesigns.ca  
Specializing in Residential Mechanical Design Services

Sheet Title	
BASEMENT PLUMBING	
Date	MAY/2019
Scale	3/16" = 1'-0"
BCIN# 19669	
LO#	78692



GROUND FLOOR PLAN, EL. 'B'



GROUND FLOOR PLAN, EL. 'A'

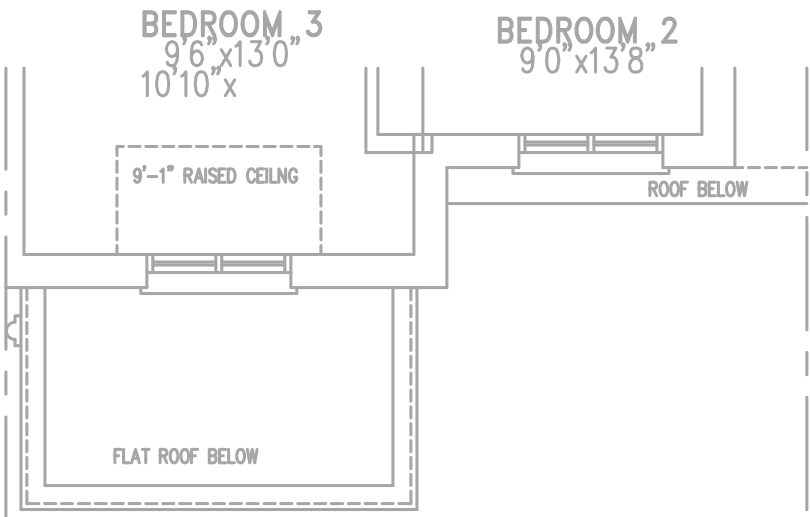


Client	ROYAL PINE HOMES
Project Name	FORESTSIDE BRAMPTON, ONTARIO
ALT GROUND 2202.T2	2144 sqft

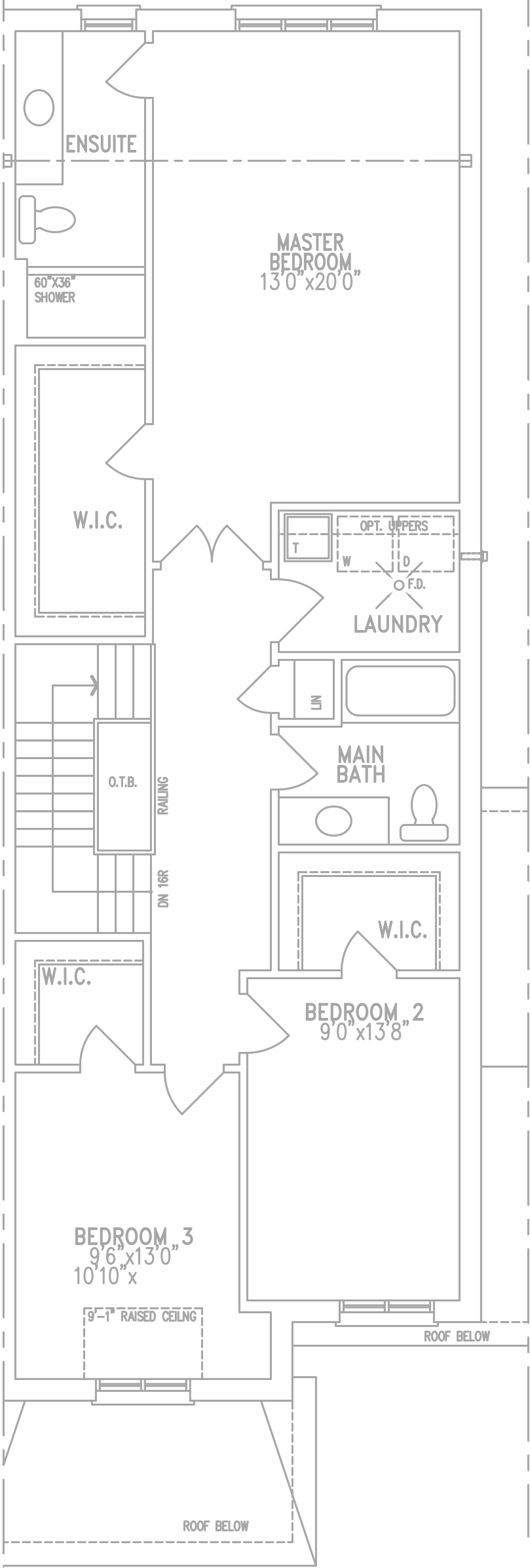
**HVACDESIGNS LTD.**  
375 Finley Ave. Suite 202 - Ajax, Ontario  
L1S 2E2 Tel. 905.619.2300 - 905.420.5300 Fax 905.619.2375  
Email: info@hvacdesigns.ca  
Web: www.hvacdesigns.ca  
Specializing in Residential Mechanical Design Services

Sheet Title	FIRST FLOOR PLUMBING
Date	MAY/2019
Scale	3/16" = 1'-0"
BCIN#	19669
LO#	78692

OPT. ENSUITE SECOND  
FLOOR PLAN, EL. 'A' & 'B'



SECOND FLOOR PLAN, EL. 'B'



SECOND FLOOR PLAN, EL. 'A'



Client	
ROYAL PINE HOMES	
Project Name	
FORESTSIDE BRAMPTON, ONTARIO	
ALT GROUND 2202.T2	
2144 sqft	

**HVACDESIGNS LTD.**  
375 Finley Ave. Suite 202 - Ajax, Ontario  
L1S 2E2 Tel. 905.619.2300 - 905.420.5300 Fax 905.619.2375  
Email: info@hvacdesigns.ca  
Web: www.hvacdesigns.ca  
Specializing in Residential Mechanical Design Services

Sheet Title	
SECOND FLOOR PLUMBING	
Date	MAY/2019
Scale	3/16" = 1'-0"
BCIN# 19669	
LO#	78692