

WATER PIPE SIZING AND PLUMBING DATA SHEET
CERTIFIED MODEL WITH ONE DWELLING UNIT
THIS TABLE IS APPLICABLE FOR A HOUSE AFTER DECEMBER 31, 2017

Builder Name: ROYAL PINE HOMES
Certified Model Name: 2202.T2 - INT (#78690)
Optional Floor Layout:
Application No.:


SWhite

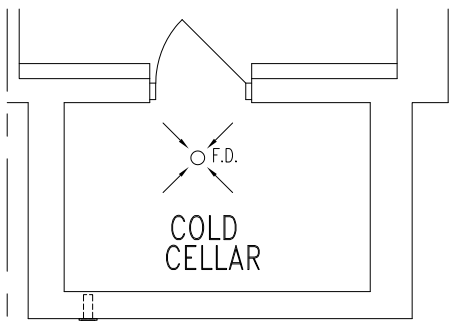
The Ontario Building Code Div. B, 7.6.3 regulates size and capacity of pipes for a new house. Please enter the number of individual fixtures as listed and bathroom groups⁽⁶⁾ or powder room groups⁽⁷⁾ per floor. The fixture units and required minimum size of water service will automatically be calculated.

Description	Basement Floor	First Floor	Second Floor	Third Floor
	Qty.	Qty.	Qty.	Qty.
Bathroom group ⁽⁶⁾	1		2	
Bidet				
Extra Shower			1	
Lav				
Bar Sink				
Powder room ⁽⁷⁾		1		
Kitchen Sink		1		
Dishwasher		1		
Laundry Tub			1	
Washing Machine			1	
Hose Bib		2		

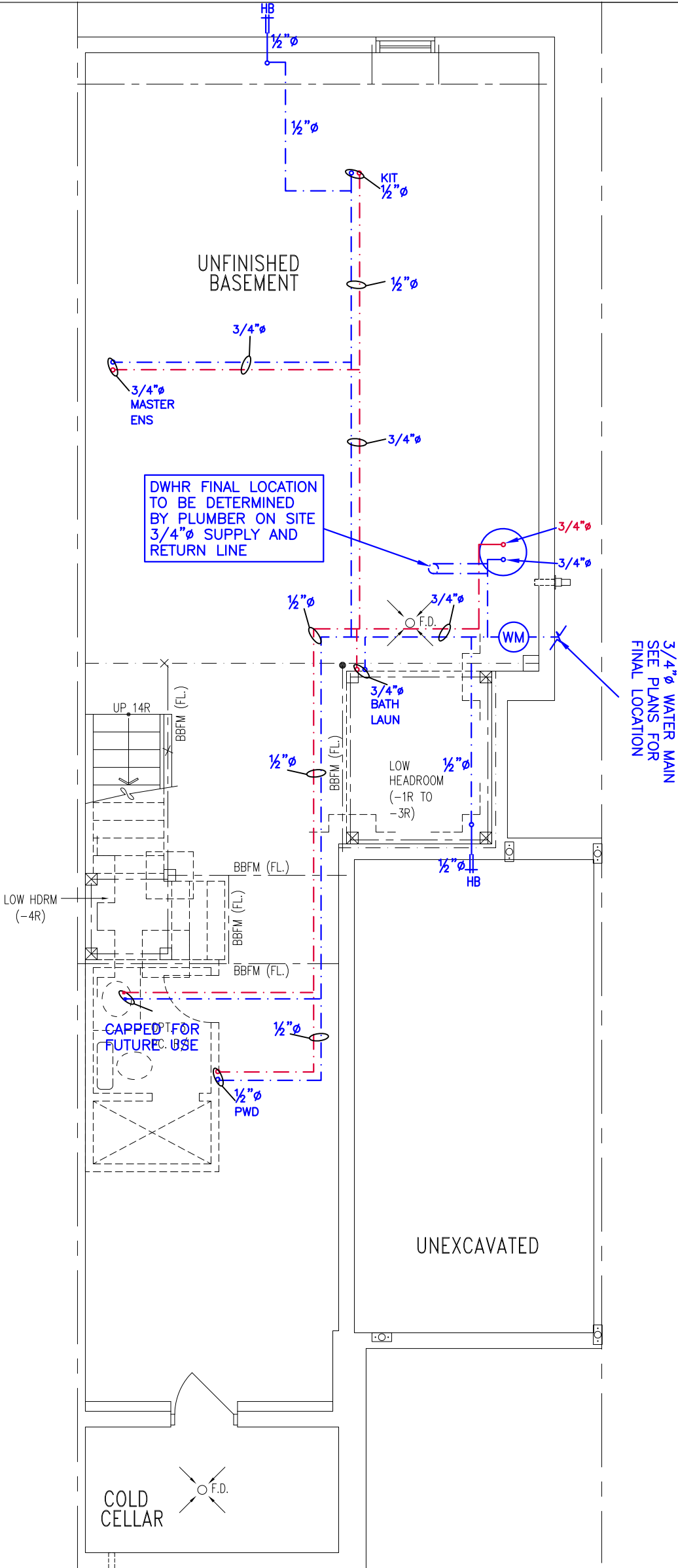
Total Fixture Units **25.7**
Minimum Diametre of Water Service Pipe
Required from the Property Line to the **3/4**
House (Inch)

Notes:

- (1) A potable water system shall be designed, constructed and installed to conform to good engineering practice appropriate to the circumstances, such as that described in the ASHRAE Handbooks and ASPE Data Books.
- (2) No water system between the point of connection with the water service pipe or the water meter and the first branch that supplies a water heater that serves more than one fixture shall be less than ¾ in. in size.
- (3) The minimum water pressure at the entry to the building is 200 kPa, and the total maximum length of the water system is 90 m.
- (4) In a hot water distribution system of a developed length of more than 30 m from the HWT to the farthest fixture or supplying more than 4 storeys, the water temperature shall be maintained by, (a) recirculation, or (b) a self-regulating heat tracing system.
- (5) Where piping may be exposed to freezing conditions, it shall be protected from the effects of freezing.
- (6) A bathroom group consists of 1 water closet, 1 lavatory, and 1 bathtub (with or without showerhead)
- (7) A powder room group consists of 1 water closet and 1 lavatory.



BASEMENT PLAN, EL. 'B'



BASEMENT PLAN, EL. 'A'

NOTES

- 1. DRAWINGS ARE TO BE PRINTED IN COLOUR
- 2. WHERE A 3/4"Ø TUB SPOUT/ SPIGOT CONNECTION IS USED ON THE BATHTUB FAUCET THE WATER SUPPLY PIPE SHALL BE 3/4"Ø TO THE BRANCH FOR THE BATHTUB
- 3. BASEMENT BATHROOM ROUGH-IN SHALL BE USED IN SIZING OF WATER PIPE
- 4. EXACT LOCATION OF ALL PLUMBING PIPING TO BE DETERMINED ON SITE

LEGEND

SYMBOL	DESCRIPTION (SEE PLAN FOR PIPE SIZING)
---(WM)---	WATER METER, PROVIDE SUPPLY PIPE SIZE/ Ø
HB≡	HOSE BIB
---○---	PROPOSED COLD WATER LINE & RISER
---●---	PROPOSED HOT WATER LINE & RISER
⊕ FD	FLOOR DRAIN



Client

ROYAL PINE HOMES

Project Name

FORESTSIDE
BRAMPTON, ONTARIO

2202.T2

2144 sqft

HVAC

DESIGNS LTD.

375 Finley Ave. Suite 202 - Ajax, Ontario
L1S 2E2 Tel. 905.619.2300 - 905.420.5300 Fax 905.619.2375
Email: info@hvacdsgns.ca
Web: www.hvacdesigns.ca
Specializing in Residential Mechanical Design Services

Sheet Title

BASEMENT
PLUMBING

Date

MAY/2019

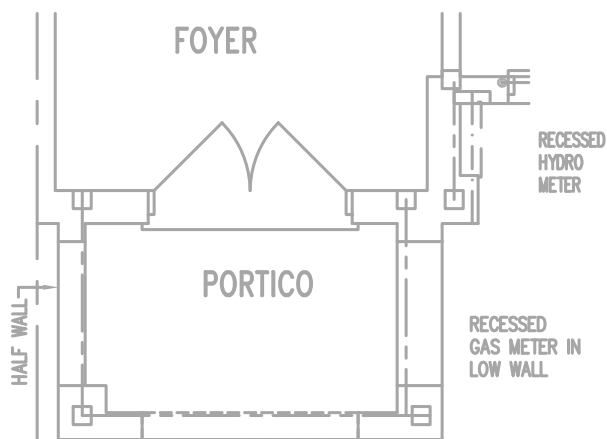
Scale

3/16" = 1'-0"

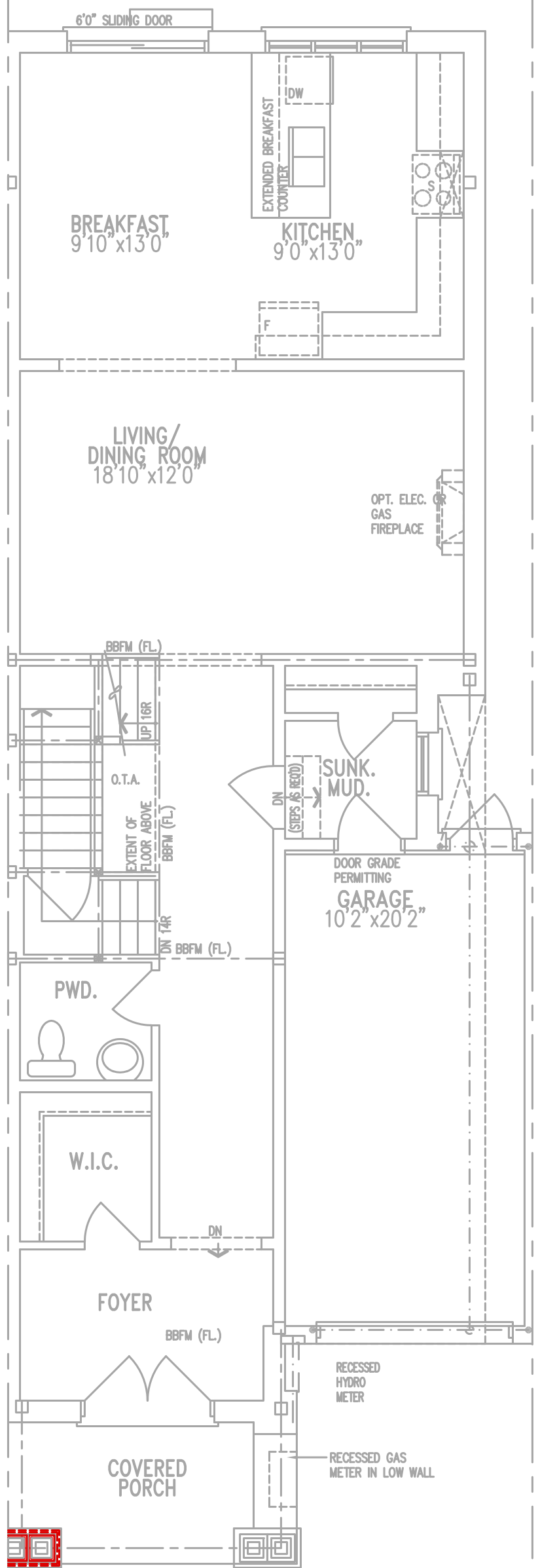
BCIN# 19669

LO#

78690



GROUND FLOOR PLAN, EL. 'B'



GROUND FLOOR PLAN, EL. 'A'

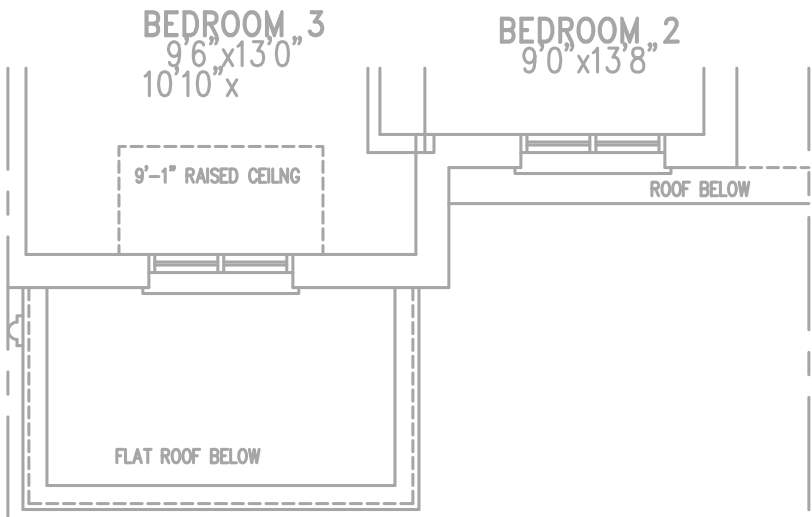


Client	
ROYAL PINE HOMES	
Project Name	
FORESTSIDE BRAMPTON, ONTARIO	
2202.T2	2144 sqft

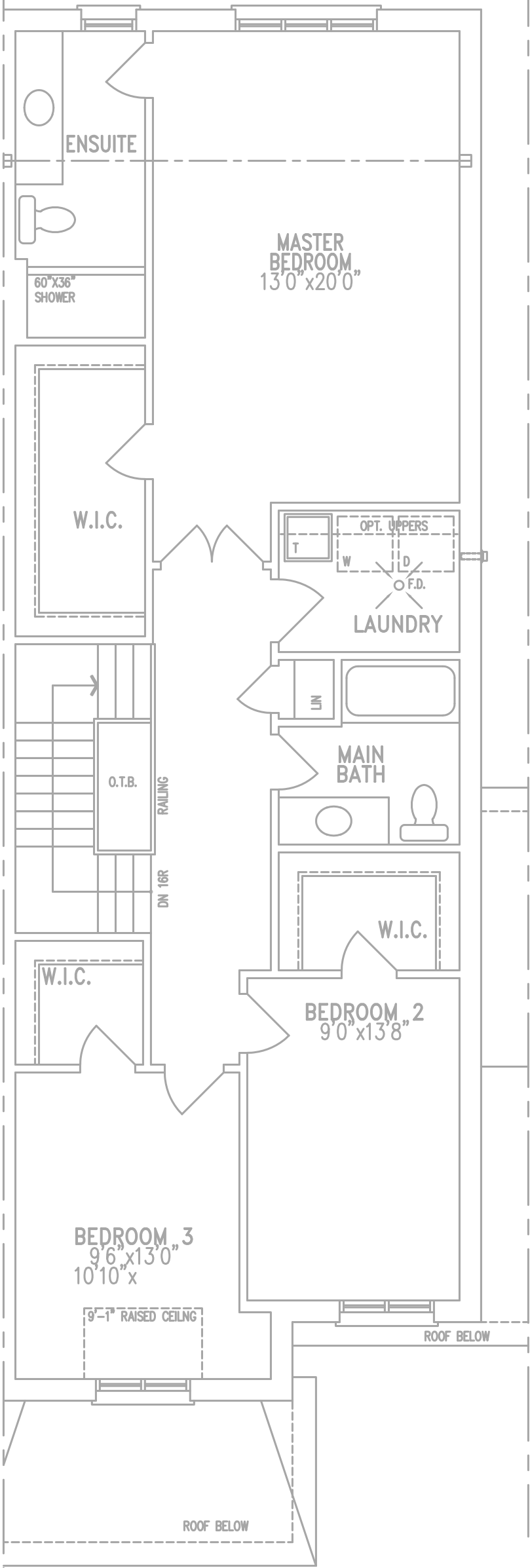
HVACDESIGNS LTD.
 375 Finley Ave. Suite 202 - Ajax, Ontario
 L1S 2E2 Tel. 905.619.2300 - 905.420.5300 Fax 905.619.2375
 Email: info@hvacdsgns.ca
 Web: www.hvacdsgns.ca
 Specializing in Residential Mechanical Design Services

Sheet Title	
FIRST FLOOR PLUMBING	
Date	MAY/2019
Scale	3/16" = 1'-0"
BCIN# 19669	
LO#	78690

OPT. ENSUITE SECOND
FLOOR PLAN, EL. 'A' & 'B'



SECOND FLOOR PLAN, EL. 'B'



SECOND FLOOR PLAN, EL. 'A'



Client ROYAL PINE HOMES	
Project Name FORESTSIDE BRAMPTON, ONTARIO	
2202.T2	2144 sqft

HVACDESIGNS LTD.
375 Finley Ave. Suite 202 - Ajax, Ontario
L1S 2E2 Tel. 905.619.2300 - 905.420.5300 Fax 905.619.2375
Email: info@hvacdesigns.ca
Web: www.hvacdesigns.ca
Specializing in Residential Mechanical Design Services

Sheet Title SECOND FLOOR PLUMBING	
Date	MAY/2019
Scale	3/16" = 1'-0"
BCIN# 19669	
LO#	78690