

January 22, 2018



KITCHEN

- UPG PACKAGE #2 - APPLIANCE PACKAGE
- (7x) = PUCK LIGHTS
- (2x) = PLUGS ISLAND
- (5x) = POTS IN KITCHEN (SEE KITCHEN LAYOUT)

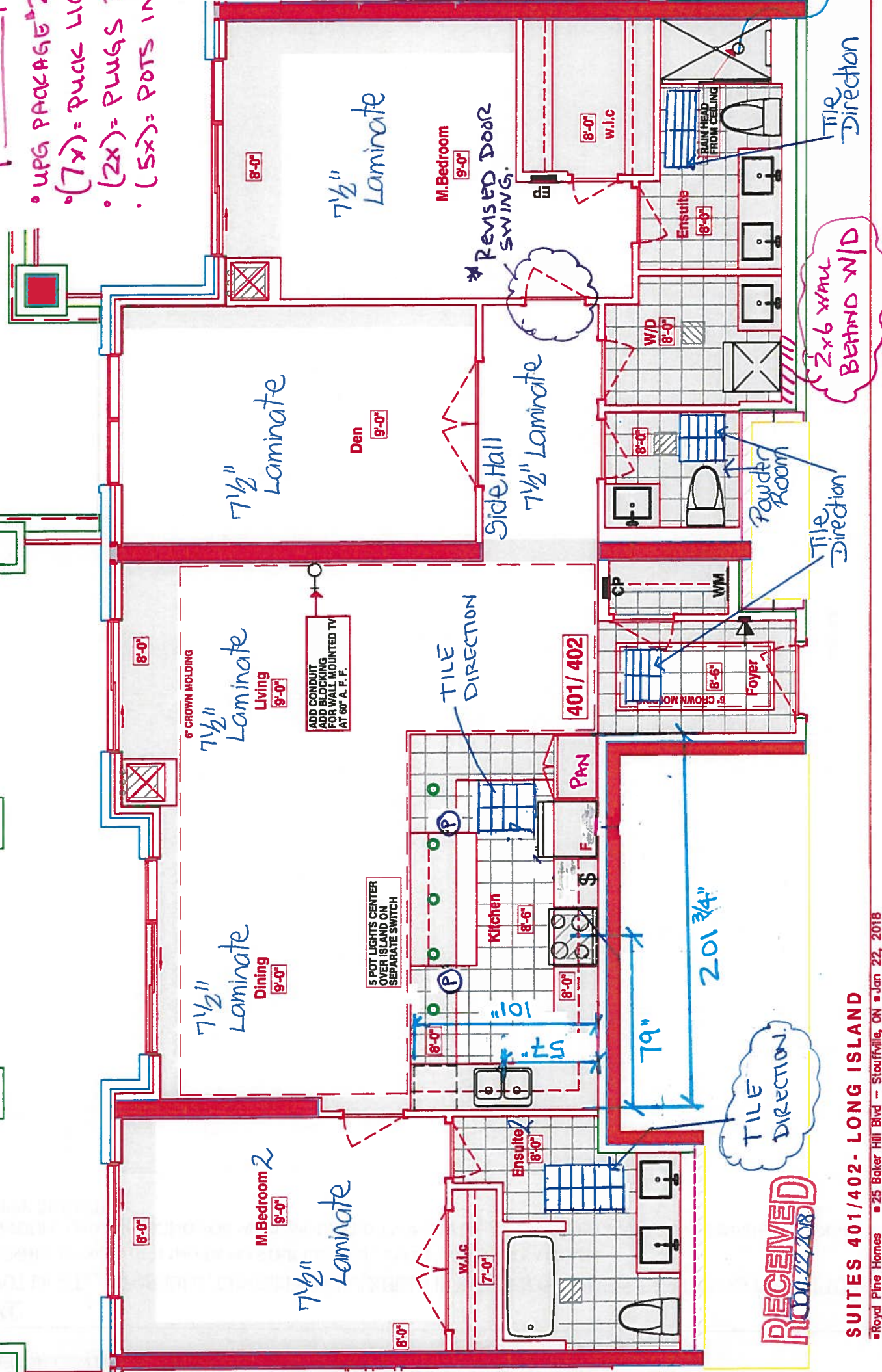
- 79" STOVE PIPE CENTER
- 57" SINK PIPE CENTER

* RAISED VANITIES
POWDER ROOM /
ENSUITE #2.
ENSUITE #2.
36 1/4" + 3" SPLASH

LEGEND:

- SECURITY PANEL
- EP ELECTRICAL PANEL
- CP COMMUNICATION PANEL
- WM WATER METER
- F FRIDGE
- DROPPED AREA
- 6" CROWN MOLDING

RAIN HEAD FROM
CEILING



RECEIVED
NOV 17 2018

SUITES 401/402 - LONG ISLAND

Royal Pine Homes 25 Baker Hill Blvd - Staufferville, ON Jan 22, 2018



CONSTRUCTION SUMMARY	
Hampton Place	
PURCHASER: MARIELLA ALTOBELLO	TEL: RES.: 905-773-6557 BUS.: 416-471-8522

LOT NUMBER	PHASE	HOUSE TYPE	CLOSING DATE
401+402	1	LONG ISLAND+DEN	18-Oct-18

Offer Wee hee	PURCHASER TO RECEIVE \$5,000(INCLUDES APPLICABLE TAXES) WORTH OF UPGRADES AT THE DECOR CENTER AT TIME OF COLOUR CHART. Note:
------------------	---

Offer Upgrade	5 POT LIGHTS, IF POSSIBLE , CENTERED IN BULKHEAD IN KITCHEN ON SEPERATE SWITCH AS PER SKETCH Note:
------------------	---

Offer Upgrade	RAINHEAD FROM CEILING IN MASTER ENSUITE, FROM VENDORS SAMPLES Note:
------------------	--

Offer Upgrade	CONDUIT AND BLOCKING FOR WALL MOUNTED TV IN LIVING ROOM (60 INCHES ABOVE FINISHED FLOOR) AS PER SKETCH Note:
------------------	---





SITE COPY

CONSTRUCTION SUMMARY

Hampton Place

PURCHASER: MARIELLA ALTOBELLO TEL: RES.: 905-773-6557 BUS.: 416-471-8522

LOT NUMBER	PHASE	HOUSE TYPE	CLOSING DATE
401+402	1	LONG ISLAND+DEN	18-Oct-18

Date Added: 22-Jan-18 Invoice Number: 7076

<p>1 - CLARIFICATION; REFER TO APAS;</p> <p>BEDROOM - Standard electrical outlet to be installed at standard height beside conduit pipe Additional electrical outlet to be installed beside conduit pipe & standard cable rough-in Approx. 60" AFF (See Attached Sketch)</p> <p>Note: As per Vince at Head-Office</p>
<p>230 - FOYER & KITCHEN - 1ST UPGRADE - PORCELAIN TILES - 12x24 CALACATTA POLISH - To be installed throughout foyer and kitchen (To be Installed Straight) (See Sketch)</p> <p>Note: Includes Rectified</p>
<p>1 - KITCHEN / BATHROOMS / LAUNDRY ROOM - SEE QUALITY TOPS & KITCHENS FOR ALL KITCHEN, BATHROOMS AND LAUNDRY ROOM UPGRADES / LAYOUTS. - Upgrade Package #1 - (See Attached QTK Paperwork)</p> <p>Note:</p>
<p>1 - KITCHEN - CABINETS - Install CROWN MOULDING - Style E32 - To be installed throughout kitchen cabinetry, where applicable. Crown Moulding to Touch Underside of Bulk-Head (See Sketch)</p> <p>Note: Priced as per Sheliza at QTK</p>
<p>2 - KITCHEN - Install TWO (2) ADDITIONAL PUCK LIGHTS (Same Switch as Standard Puck Lights) at kitchen. To be installed below kitchen cabinetry, where applicable. (See Attached QTK Layout for Locations)</p> <p>Note: Purchaser Paying Difference for Additional Puck Lights - Standard Kitchen to Receive Five (5) Puck Lights - Upgrade Kitchen Requires Seven (7) Puck Lights</p>
<p>1 - KITCHEN - CABINETS - Install UPGRADE PACKAGE #1 CABINETS - Category 3 Fiberboard Classic Grey QT 4801 - To be installed throughout kitchen, where applicable. (See Sketch)</p> <p>Note:</p>
<p>1 - KITCHEN - CABINETS HARDWARE - Install UPGRADE PACKAGE #1 HARDWARE - STYLE # 527-160 - To be installed throughout kitchen cabinetry, where applicable. (See Sketch)</p> <p>Note:</p>
<p>1 - KITCHEN - Kitchen Backsplash - Install Standard 3x6 SUBWAY WHITE in UPGRADE BRICK PATTERN - To be installed throughout kitchen, where applicable. (does not include behind the fridge or stove) (See Sketch)</p> <p>Note:</p>
<p>1 - KITCHEN - Install STANDARD Granite Countertop - SERENATA GRANITE - To be installed throughout kitchen, where applicable. (Does not include granite backsplash) (See Sketch)</p> <p>Note:</p>
<p>1 - KITCHEN - Countertop Edging - Install UPGRADE " I " EDGING - To be installed throughout kitchen countertop, where applicable. (See Sketch)</p> <p>Note: Priced as per Orlando at Connolly</p>
<p>1 - DISCLAIMER - GRANITE COUNTERTOP;</p> <p>KITCHEN - Due to the many variables that can affect the pattern, colour and/or design and "pitting" of natural products, granite installed will not be identical to the samples displayed.</p> <p>Note: Every effort is made to provide granite countertops as close as possible but the vendor is not responsible for results which differ from the sample displayed. All countertop surfaces may have seams, and product pattern and shade can change in areas containing seams.</p>
<p>1 - DISCLAIMER - STONE COUNTERTOP;</p> <p>KITCHEN - Stone slabs vary in size & all seams are visible & the fabricator reserves the right to position the seams as necessary.</p>
<p>1 - KITCHEN - Kitchen Sink - Install Upgrade Undermount Sink - BLANCO Quatrus U Super Single Undermount Sink - Model # 401248 (See Attached)</p> <p>Note:</p>
<p>1 - KITCHEN - Kitchen Faucet - Install Standard Faucet - DELTA Chrome Pull-Out Kitchen Faucet (Single Hole) - Model #469LF - Chrome</p> <p>Note:</p>



SITE COPY

CONSTRUCTION SUMMARY

Hampton Place

PURCHASER: MARIELLA ALTOBELLO

TEL: RES.: 905-773-6557 BUS.: 416-471-8522

LOT NUMBER	PHASE	HOUSE TYPE	CLOSING DATE	
401+402	1	LONG ISLAND+DEN	18-Oct-18	

Date Added: 22-Jan-18 Invoice Number: 7076

<p>1 - APPLIANCE PACKAGE - Install Upgrade Appliance Package - UPGRADE PACKAGE #2 - To be Installed throughout suite, where applicable. (See Sketch)</p>
<p>1 - KITCHEN - Install WATER LINE - To Fridge at Kitchen (See Sketch)</p> <p>Note:</p>
<p>1 - POWDER ROOM / MASTER ENSUITE / MASTER ENSUITE #2 - Install RAISED VANITY Heights throughout all bathroom vanities. To Include; Powder Room, Master Ensuite & Master Ensuite #2 (See Sketch)</p> <p>Note:</p>
<p>1 - POWDER ROOM - CABINETRY - Install UPGRADE PACKAGE #1 CABINTRY - Category 3 Fiberboard Classic Grey QT 4801 - To be installed throughout powder room vanity. (See Sketch)</p> <p>Note:</p>
<p>1 - MASTER ENSUITE - CABINETRY - Install UPGRADE PACKAGE #3 CABINTRY - Category 4G Fiberboard Tause Taupe with Black Linen Glaze QT 4801 - To be installed throughout master ensuite vanity. (See Sketch)</p> <p>Note:</p>
<p>1 - MASTER ENSUITE - CABINETRY HARDWARE - Install UPGRADE PACKAGE #1 HARDWARE - STYLE # 55329-G10 - To be installed throughout master ensuite, where applicable. (See Sketch)</p> <p>Note:</p>
<p>1 - MASTER ENSUITE #2 - CABINETRY - Install UPGRADE PACKAGE #3 CABINTRY - Category 4G Fiberboard Asphalt with Black Linen Glaze QT 4801 - To be installed throughout master ensuite vanity. (See Sketch)</p> <p>Note:</p>
<p>1 - MASTER ENSUITE #2 - CABINETRY HARDWARE - Install UPGRADE PACKAGE #1 HARDWARE - STYLE # 55329-G10 - To be installed throughout master ensuite #2, where applicable. (See Sketch)</p> <p>Note:</p>
<p>40 - POWDER ROOM - 1ST UPGRADE - PORCELAIN TILES - 12x24 CALACATTA POLISH - To be installed throuhgout powder room floor. (To be Installed Straight) (See Sketch)</p> <p>Note: Includes Rectified</p>
<p>60 - MASTER ENSUITE - 2ND UPGRADE - PORCELAIN TILES - 12x24 LANCASTER GREY - To be installed throuhgout master ensuite floor. (To be Installed Straight) (See Sketch)</p> <p>Note: Includes Rectified</p>
<p>100 - MASTER ENSUITE - 2ND UPGRADE - PORCELAIN TILES - 12x24 LANCASTER GREY - To be installed throuhgout master ensuite shower stall. (To be Installed Horizontally / Stacked) (See Sketch)</p> <p>Note: Includes Rectified</p>
<p>80 - MASTER ENSUITE #2 - 2ND UPGRADE - PORCELAIN TILES - 12x24 DREAM WHITE - To be installed throuhgout master ensuite #2 floor. (To be Installed Straight) (See Sketch)</p> <p>Note: Includes Rectified</p>
<p>20 - MASTER ENSUITE #2 - 2ND UPGRADE - PORCELAIN TILES - 12x24 DREAM WHITE - To be installed throuhgout master ensuite #2 tub/shower enclosure. (To be Installed Horizontally / Stacked) (See Sketch)</p> <p>Note: Includes Rectified</p>
<p>1 - CLARIFICATION; ALL BATHROOMS - Install Standard 3" Splash throughout All Bathroom Vanity Countertops where applicable. To Include; Powder Room, Master Ensuite & Master Ensuite #2 (See Sketch)</p> <p>Note:</p>
<p>1 - DISCLAIMER - STONE COUNTERTOPS; ALL BATHROOMS - Stone slabs vary in size & all seams are visible & the fabricator reserves the right to position the seams as necessary.</p> <p>Note:</p>



SITE COPY

CONSTRUCTION SUMMARY

Hampton Place

PURCHASER: MARIELLA ALTOBELLO

TEL: RES.: 905-773-6557 BUS.: 416-471-8522

LOT NUMBER	PHASE	HOUSE TYPE	CLOSING DATE	
401+402	1	LONG ISLAND+DEN	18-Oct-18	

Date Added: 22-Jan-18

Invoice Number: 7076

1 - CLARIFICATION;
MASTER ENSUITE - Purchaser accepts & acknowledges the standard glass at master ensuite shower stall will NOT touch the ceiling and will receive a
d Chrome Header. (See Sketch)
Note:

1 - CLARIFICATION;
ALL BATHROOMS - Install Standard Plumbing Fixtures throughout all bathrooms where applicable. To Include; Powder Room, Master Ensuite &
Master Ensuite #2 (See Sketch)
Note:

1 - CLARIFICATION - REFER TO APAS;
MASTER ENSUITE - Install Rain Shower Head from Ceiling at Master Ensuite Shower Stall - DELTA - Shower Trim and Hansgrohe Slide Bar with
Handheld and Ceiling Mount Showerhead
Note: Model # R10000 / T13020-CDN/27454002 / 277440 / RP52382 / RP46870 / RP6025 / R11000 / T11800 - Chrome (See Sketch)


1 - CLARIFICATION;
LAUNDRY ROOM - Install Standard Plumbing (Sink and Faucet) and Laundry Room Vanity (See Sketch)
Note:

1 - BONUS PACKAGE - PURCHASER HAS APPLIED \$5,000.00 (Includes Taxes) WORTH OF UPGRADE PROMOTIONAL PACKAGE
TOWARDS THE PURCHASE OF UPGRADES COMPLETED AT THE DECOR CENTRE.
Note:

1 - PURCHASER HAS ATTENDED A COLOR APPOINTMENT AT THE DECOR CENTRE AND HAS DECLINED ANY ADDITIONAL
UPGRADES. Purchaser accepts and acknowledges that there will be no further changes/additions/deletions to be made upon signing on January 22,
Note:

1 - PURCHASER AWARE AND ACCEPTS THAT ANY CHANGES MADE TO UPGRADES AFTER SIGNING THIS PURCHASERS EXTRA
FORM ARE SUBJECT TO A MINIMUM ADMINISTRATION FEE OF \$1,000 PLUS A 10% HOLDBACK FEE.
Note:

This Document is Extremely Time Sensitive - Printed 26 Feb 18 at 15:19



* INTERIOR CUR SCHEME *

	Purchaser	Decor Consultant	Model Type	Telephone Res. / Bus	Project	Closing Date	Unit
	MARIELLA ALTOBELLO	Melissa Di Marino	LONG ISLAND+DEN	(905) 773-6557 / (416) 471-8522	Hampton Place	18/10/2018	401+402

Flooring		Wall Tile		
	Description	Main	Accent/Insert	Pattern
✓	12x24 LANCASTER GREY (STRAIGHT) (UPG)	12x24 LANCASTER Grey (Horizontally) (UPG)	NONE	NONE
	N/A	N/A	N/A	N/A
✓	12x24 DREAM WHITE (STRAIGHT) (UPG)	12x24 DreamWhite (Horizontally) (UPG)	NONE	NONE
✓	12x24 CALACATTA POLISH (STRAIGHT) (UPG)	N/A	N/A	N/A
✓	12x24 CALACATTA POLISH (STRAIGHT) (UPG)	3x6 SUBWAY WHITE (BrickPattern)(Upg)	NONE	NONE
✓	12x24 CALACATTA POLISH (STRAIGHT) (UPG)	N/A	N/A	N/A
✓	8x8 BEHRAM PINK (STD)	N/A	N/A	N/A
✓	7 1/2" Torley'sForest - Okanogan 9742P (STD)	N/A	N/A	N/A

Notes

This image shows a completely blank white page. It is surrounded by a thin black rectangular border. There are no markings, text, or illustrations on the page.

Page 1 of 3

Consultant: 
Melissa Di Marino

Purchaser: Mariella Altobello
MARIELLA ALTABELLO

Vendor: _____
Hampton Place
Printed Jan 22, 2018 2:20 pm



* INTERIOR CLOSING SCHEME *

Purchaser MARIELLA ALTOBELLO	Decor Consultant Melissa Di Marino	Model Type LONG ISLAND+DEN	Telephone Res. / Bus (905) 773-6557 / (416) 471-8522	Project Hampton Place	Closing Date 18/10/2018	Unit 401+402
---------------------------------	---------------------------------------	-------------------------------	---	--------------------------	----------------------------	-----------------

CABINETS, VANITIES AND COUNTERTOPS

	Style	Countertop	Counter Edge	Handle / Knob	APPLIANCE PACKAGE
Master Ensuite	<input checked="" type="checkbox"/> CATEGORY 4G-FIBERBOARD - TAUSETAUPE with BLACK LINEN GLAZE - QT4801 (Upg)	ASPEN TERRA WHITE (STD)	<input checked="" type="checkbox"/> "A" EDGE (STD)	53529-G10 (UPG)	Upgrade Package #2
MASTER ENSUITE #2	<input checked="" type="checkbox"/> CATEGORY 4G-FIBERBOARD - ASPHALT with BLACK LINEN GLAZE - QT4801 (Upg)	ASPEN TRIBECA (STD)	<input checked="" type="checkbox"/> "A" EDGE (STD)	53529-G10 (UPG)	
POWDER ROOM	<input checked="" type="checkbox"/> CATEGORY 3 - FIBERBOARD - CLASSIC GREY QT 4801 (UPG)	ASPEN TRIBECA (STD)	<input type="checkbox"/> "A" EDGE (STD)	B603-SC	
KITCHEN / DINETTE	<input checked="" type="checkbox"/> CATEGORY 3 - FIBERBOARD - CLASSIC GREY QT 4801 (UPG)	SERENATA GRANITE (STD)	<input checked="" type="checkbox"/> "I" EDGE (UPG)	527-160 (UPG)	
LAUNDRY ROOM	STD	STD	STD	B603-SC	Std 31in Opening

PLUMBING FIXTURES

KITCHEN	
Sink Model	<input checked="" type="checkbox"/> UPG - Bianco Quattrus U #401248
Sink Faucet	<input checked="" type="checkbox"/> STANDARD
TOILETS	
Master Ensuite	<input checked="" type="checkbox"/> STANDARD
ENSUITE #2	<input checked="" type="checkbox"/> STANDARD
Powder Room	<input checked="" type="checkbox"/> STANDARD
VANITY FAUCETS	
Master Ensuite	<input checked="" type="checkbox"/> STANDARD
ENSUITE #2	<input checked="" type="checkbox"/> STANDARD
Powder Room	<input checked="" type="checkbox"/> STANDARD

VANITY SINKS

Master Ensuite	<input checked="" type="checkbox"/> STANDARD
ENSUITE #2	<input checked="" type="checkbox"/> STANDARD
Powder Room	<input checked="" type="checkbox"/> STANDARD

SHOWER STALL / TUBS

Master Ensuite Shower Stall	<input checked="" type="checkbox"/> STANDARD
ENSUITE #2 Tub	<input checked="" type="checkbox"/> STANDARD
Powder Room Tub	N/A

Trim	
Baseboard & Casing	<input checked="" type="checkbox"/> STANDARD
Interior Doors	<input checked="" type="checkbox"/> STANDARD - CARRARA, SMOOTH

Cornice Moulding / Medalion

Foyer	<input checked="" type="checkbox"/> STANDARD - #CTR-611
Living Room	<input checked="" type="checkbox"/> STANDARD - #CTR-611
Dining Room	<input checked="" type="checkbox"/> STANDARD - #CTR-611
Den	NONE
Master Bedroom	NONE
Bedroom 2	NONE
Bedroom 3	N/A

Fireplace

Fireplace	N/A
Location Flooring	N/A
Style	N/A
Finish	N/A
Marble	N/A
Hearth	N/A


MISC. INSTALLATIONS	
Ceramic Accessories (installed by Vendor)	<input checked="" type="checkbox"/> Yes <input type="checkbox"/> No
Bathroom Mirrors (installed by Vendor)	<input checked="" type="checkbox"/> Yes <input type="checkbox"/> No
Wire Shelving - Closet (installed by Vendor)	<input checked="" type="checkbox"/> Yes <input type="checkbox"/> No

Paint Throughout

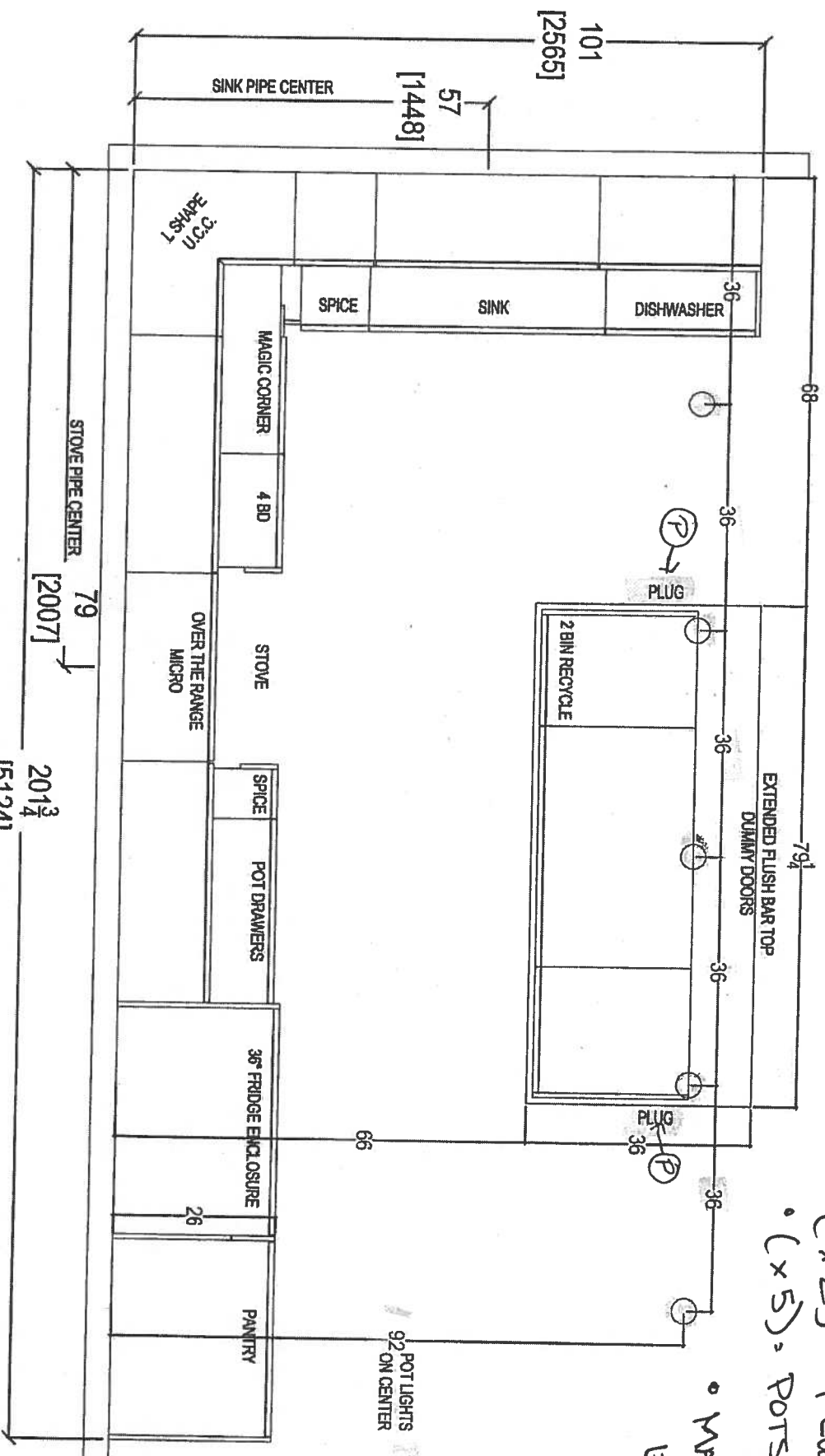
Walls	STANDARD - BIRCH WHITE
Trim	STANDARD - WHITE

Decor Consultant:	Melissa Di Marino
-------------------	-------------------

Purchaser:	Mariella Altobello
------------	--------------------

Vendor: 
Hampton Place
Printed Jan 22, 2018 2:20 pm

Suite 401/402 Hampton



- (x7) Bucklights
- (x2) = Plugs Island
- (x5) = Pots Kitchen

- Main/ensuite /
ens "2 = 36'4"
- Raised vanities
- ⑤ 3" steps

2. UPG #2.

APPLICANCE
PACKAGE

CLIENT: ROYAL PINE HOMES	UNIT 401/402 HMP	ROOM: KITCHEN FLOOR PLAN	DRAWN BY: SK	COMMENTS: PLEASE NOTE ALL DIMENSIONS ARE NOT FINAL AND ARE SUBJECT TO CHANGE UPON FINAL SITE MEASURE
SITE: HAMPTON PLACE	DOOR STYLE: —	DOOR HANDLE: —	SCALE: 1/2" = 1' - 0"	
PHONE: —	FINISH: —	DRW HANDLE: —	DATE: JAN 24, 2018	
EMAIL: —	SPECIES: —	TOP: —	PAGE: —	

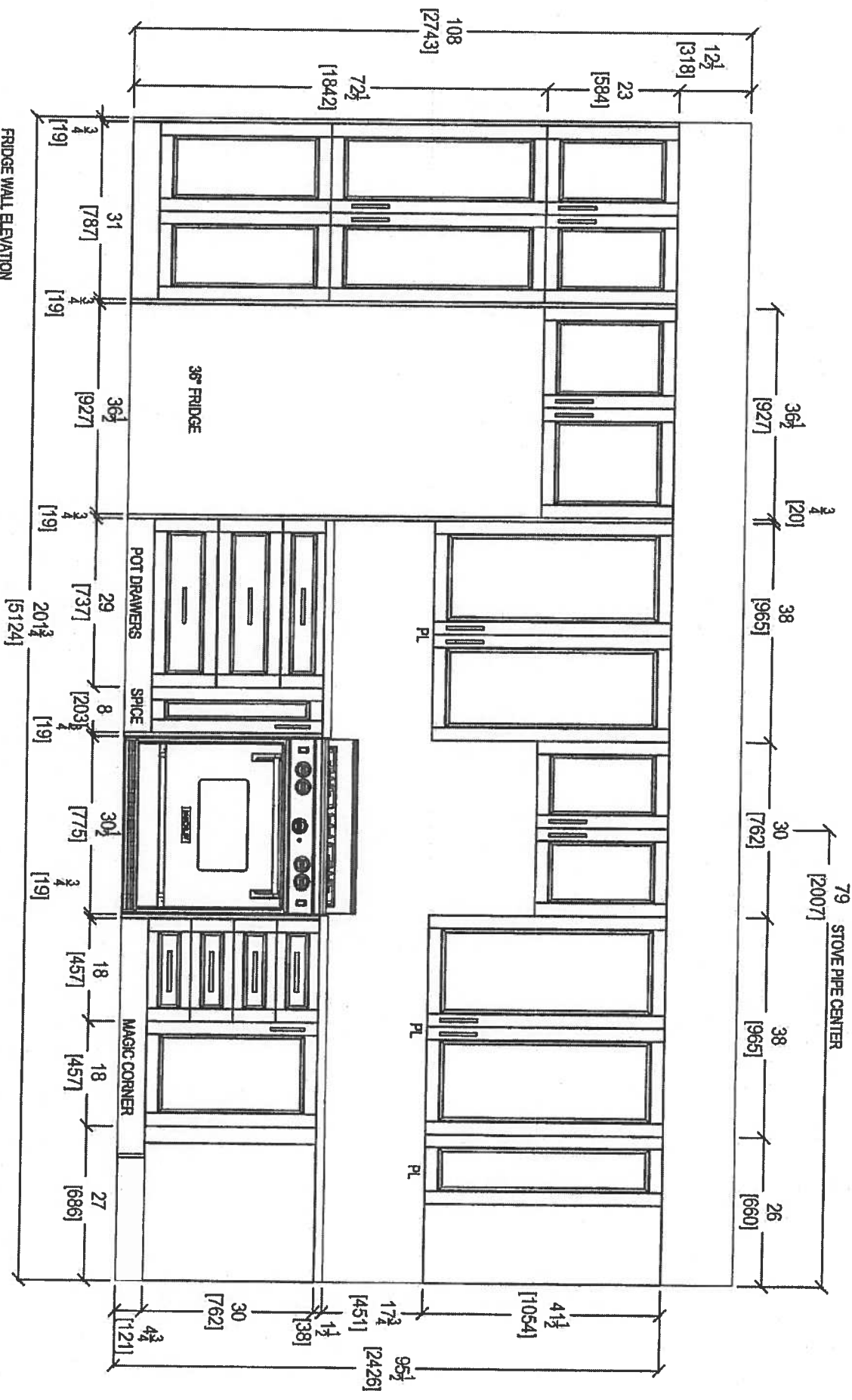
Your kitchen, your taste.
80 SANTE DRIVE, VAUGHAN, ON L4K 3C4
T: 416.745.1811 F: 905.761.5901

your kitchen. your taste.

Q
天

1992

Suite 401/402 Hampton PL-Pick Light (x7)



FRIDGE WALL ELEVATION

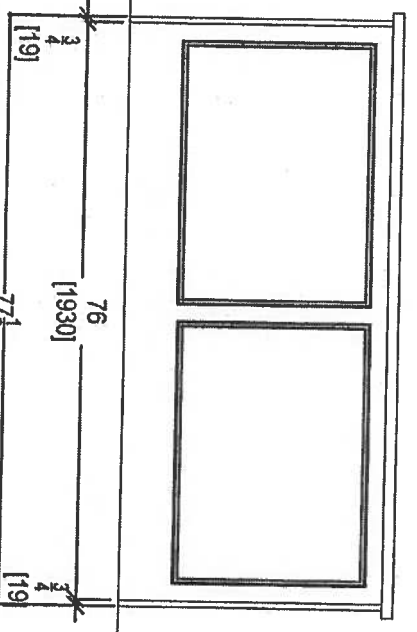
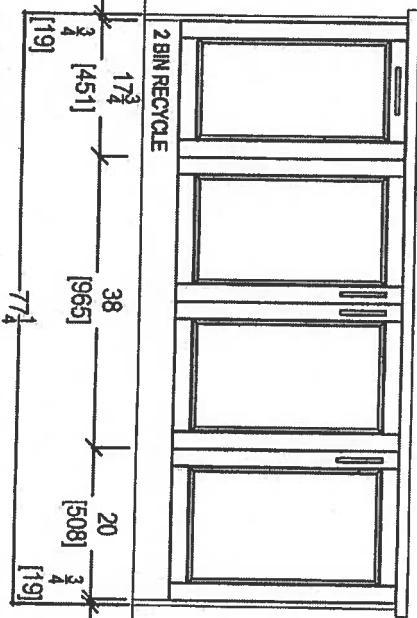
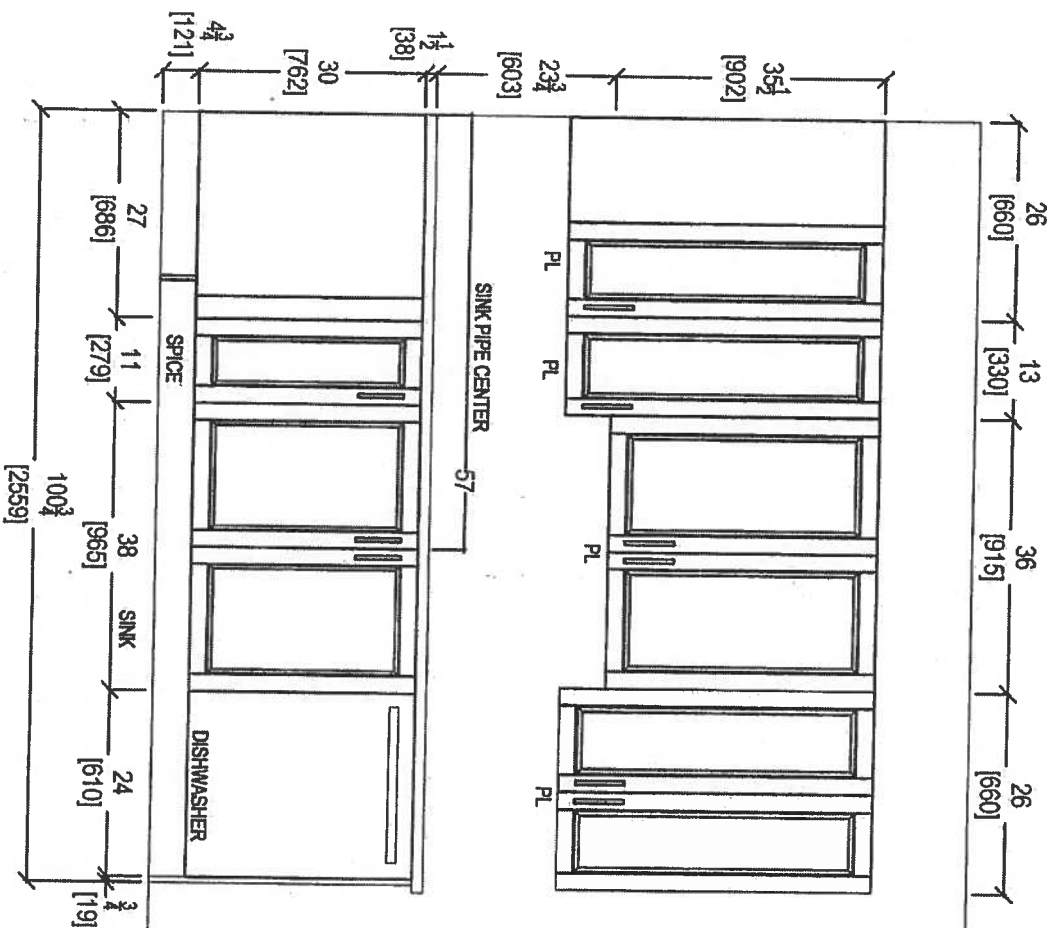


80 SANTE DRIVE, VAUGHAN, ON L4K 3C4,
T: 416.746.1811 F: 905.781.5801

CLIENT: ROYAL PINE HOMES	UNIT 401/402 HWP	ROOM: KITCHEN	DRAWN BY: SK
SITE: HAMPTON PLACE	DOOR STYLE: —	DOOR HANDLE: —	SCALE: 1/2" = 1'-0"
PHONE: —	FINISH: —	DRW HANDLE: —	DATE: JAN 24, 2018
EMAIL: —	SPECIES: —	TOP: —	PAGE: —

COMMENTS:
PLEASE NOTE ALL DIMENSIONS
ARE NOT FINAL AND ARE
SUBJECT TO CHANGE UPON
FINAL SITE MEASURE

Suite 401 / 402 Hampton PL-Puck Light (x7)

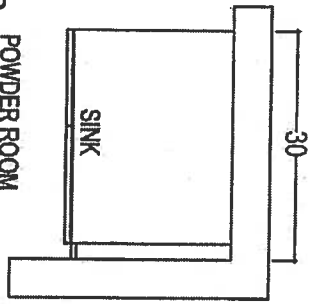


your kitchen, your taste.
80 SANTE DRIVE, VAUGHAN, ON L4K 3C4,
T: 416.746.1811 F: 905.761.5501

CLIENT: ROYAL PINE HOMES	UNIT: 401/402 HMP	ROOM: KITCHEN	DRAWN BY: SK	COMMENTS:
SITE: HAMPTON PLACE	DOOR STYLE: —	DOOR HANDLE: —	SCALE: 1/2" = 1'-0"	PLEASE NOTE ALL DIMENSIONS ARE NOT FINAL AND ARE SUBJECT TO CHANGE UPON FINAL SITE MEASURE
PHONE: —	FINISH: —	DRW HANDLE: —	DATE: JAN 24, 2018	
EMAIL: —	SPECIES: —	TOP: —	PAGE: —	

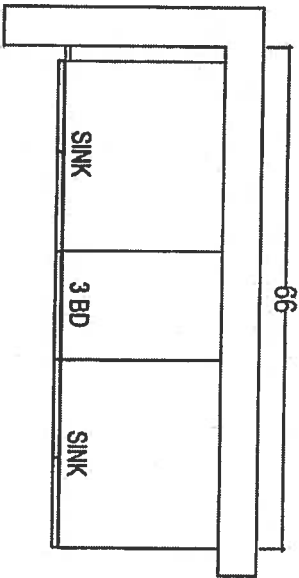
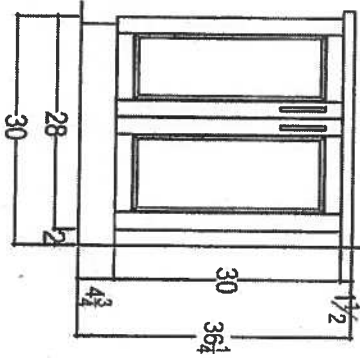
Suite 401/402 Hampton

* Install 3" Splash *



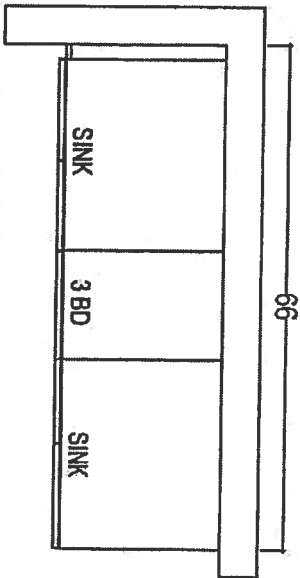
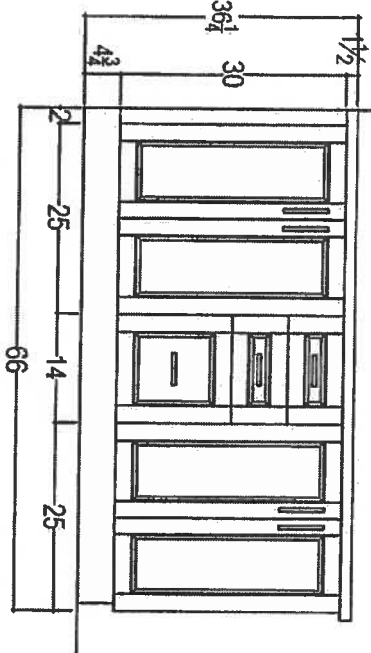
POWDER ROOM

* Raised Height
(+) 3" splash



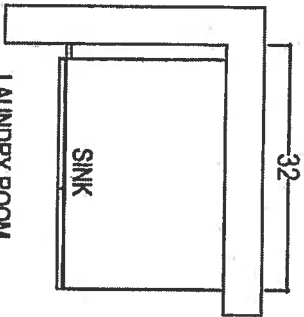
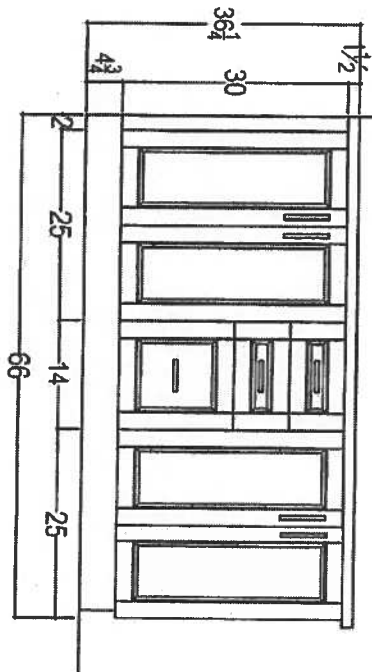
ENSUITE 2

* Raised Height
(+) 3" splash

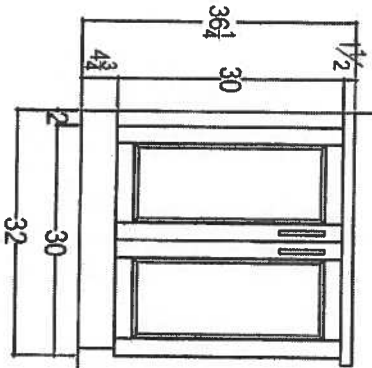


MASTER ENSUITE

* Raised Height
(+) 3" splash



LAUNDRY ROOM




80 SANTE DRIVE, VAUGHAN, ON L4K 3C4,
T: 416.746.1811 F: 905.761.5801

CLIENT: ROYAL PINE HOMES	UNIT 401/402 HMP	ROOM: VANITIES	DRAWN BY: SK
SITE: HAMPTON PLACE	DOOR STYLE: —	DOOR HANDLE: —	SCALE: 1/2" = 1'-0"
PHONE: —	FINISH: —	DRW HANDLE: —	DATE: JAN 24, 2018
EMAIL: —	SPECIES: —	TOP: —	PAGE: —

COMMENTS:
PLEASE NOTE ALL DIMENSIONS
ARE NOT FINAL AND ARE
SUBJECT TO CHANGE UPON
FINAL SITE MEASURE

KRFC302ESS

22 cu.ft. 36-Inch Width Counter Depth French Door Refrigerator with Interior Dispense



KRFC302ESS

Key Features:

- ExtendFresh™ Temperature Management System
- Interior Water Dispenser™
- Professionally-Inspired Design
- Produce Preserver
- Humidity-Controlled Crispers
- FreshChill™ Temperature-Controlled Full-Width Pantry
- Pull-Out Tri-Level Freezer Drawer
- SatinGlide® System
- LED Lighting
- Star-K Certified
- Automatic Ice Maker
- Max Cool

INSIDE ADVANTAGE®



<http://www.insideadvantage.com>

Product Dimensions:

Height: 72
Width: 35 3/4
Depth: 30 1/4

Electrical Requirements:

15 Amps.

Available In:

- ☐ Stainless Steel
- ☒ Black
- ☐ White

MADE IN
AMERICA

Because Whirlpool Corporation policy includes a continuous commitment to improve our products, we reserve the right to change materials and specifications without notice. We also reserve the right to discontinue or transition products without notice.
® reg. Registered trademark/™ Trademark of Whirlpool U.S.A. © 2013 Whirlpool Corporation All Rights Reserved. All other trademarks are owned by their respective companies.
Created On: Wednesday, April 22, 2015 15:51:04

Suite 401 / 402
Hampton

Upgrade
Package 2

②

Suite 401/402
Hampton

Upgrade
Package 2




KSEB900ESS

KitchenAid®

36-Inch 5-Element Electric Convection Slide-In
Range with Baking Drawer

<http://www.kitchenaid.com>



Key Features:

- Baking Drawer
- Even-Heat™ True Convection
- Wireless Probe
- Steam Rack
- 7.1 Cu Ft. Total Capacity
- 5 Cooking Elements Including a Warm Zone
- EasyConvect™ Conversion
- FIT Guarantee
- Aqualift®
- Glass Touch Controls
- Side Trim Accessory Kit

Product Dimensions:

Height: 36

Width: 29 7/8

Electrical Requirements:

40 Amps.

Additional Information:

[Use And Care Guide](#)

[Dimension Guide](#)

[Installation Guide](#)

[Warranty Certificate](#)

Available in:

- Black
- Stainless Steel
- White

INVESTED
IN
AMERICA

ADA
Compliant

©Registered trademark/TM Trademark of Whirlpool, U.S.A. © 2013 Whirlpool Corporation. All Rights Reserved.
All other trademarks are owned by their respective companies.
Because Whirlpool Corporation policy includes a continuous commitment to improve our products, we reserve the right to change materials and specifications without notice. We also reserve the right to discontinue or transition products without notice.
Manufacturer's Suggested Retail Price (MSRP) and Minimum Advertised Price (MAP) provided for reference purposes only. Dealer alone determines advertised and retail prices.
Created On: Tuesday, December 22, 2015 14:04:50

Suite 401/402 Hampton Upgrade Package 2

④

KMHP519ESS

KitchenAid®

1200-Watt Convection Microwave with High-Speed
Cooking - 30"

<http://www.kitchenaid.com>

Key Features:

- High-Speed Cooking
- Convection Cooking
- Professionally-Inspired Design Including Handle, Badge, Graphics, Chrome Chamfer.
- Cookshield Finish
- Crispwave™ Technology and Crisper Pan
- 1200 Watts Power
- 1.9 Cu. Ft. Capacity
- Halogen Cavity Lights and Task Light
- Steam Cleaning Function
- Keep Warm Function
- Sound-Based Popcorn Function

Product Dimensions:


Height: 17 1/8
Width: 30
Depth: 17

Electrical Requirements:

15.

Additional Information:

[Use And Care](#)
[Dimension Guide](#)
[Installation Guide](#)
[Warranty](#)



Available In:

 Stainless Steel

®Registered trademark/TM Trademark of Whirlpool, U.S.A. ©2018 Whirlpool Corporation All Rights Reserved All other trademarks are owned by their respective companies.

Because Whirlpool Corporation policy includes a continuous commitment to improve our products, we reserve the right to change materials and specifications without notice. We also reserve the right to discontinue or transition products without notice.

Manufacturer's Suggested Retail Price (MSRP) and Maximum Advertised Price (MAP) provided for reference purposes only. Dealer alone determines advertised and retail prices.

Suite 401/402 Upgrade Hampton Package 2



KDTM354ESS

KitchenAid®

44 dBA Dishwasher with Clean Water Wash System

<http://www.kitchenaid.com>



Key Features:

- Clean Water Wash System
- ProScrub® Option
- Professionally-Inspired Design
- Advanced ProDry™ System
- ProWash™ Cycle
- SatinGlide® Max Rails (Upper Rack)
- Sliding Tines in the Lower Rack
- 2 Rows Fold-Down Tines in Upper Rack
- Fold-Down Tines in the Lower Rack
- 2 Fold-Down Cup Shelves with Integrated Stemware Holders
- Utility Basket (Upper Rack)
- Express Wash

Product Dimensions:

Height: 34 1/2

Width: 23 7/8

Depth: 24 3/4

Electrical Requirements:

15 Amps.

Additional Information:

[Use And Care Guide](#)

[Dimension Guide](#)

[Installation Guide](#)

[Energy Guide](#)

[Warranty Certificate](#)

Available in:

● Stainless Steel

INVESTED
IN
AMERICA

©Registered trademark/TM Trademark of Whirlpool, U.S.A. © 2013 Whirlpool Corporation. All Rights Reserved.
All other trademarks are owned by their respective companies.
Because Whirlpool Corporation policy includes a continuous commitment to improve our products, we reserve the right to change materials and specifications without notice. We also reserve the right to discontinue or transition products without notice.
Manufacturer's Suggested Retail Price (MSRP) and Minimum Advertised Price (MAP) provided for reference purposes only. Dealer alone determines advertised and retail prices.
Created On: Friday, March 04, 2016 16:36:55

Suite 401 / 402
Hampton

Upgrade
Package 2




WED85HEFC

Whirlpool®

7.4 cu. ft. Electric Dryer with Quick Dry Cycle

<http://www.whirlpool.com>



Key Features:

- Advanced Moisture Sensing System
- Tap Touch Controls with Memory
- EcoBoost™ Option
- Steam Refresh Cycle
- Wrinkle Shield™ Option
- Quad Baffles
- 7.4 Cu. Ft. Capacity
- Undercounter Installation
- ENERGY STAR® Qualified
- Sanitize Cycle
- Quick Dry Cycle

Product Dimensions:

Height: 39

Width: 27

Depth: 31

Additional Information:


[Use And Care Guide](#)

[Dimension Guide](#)

[Installation Guide](#)

[Warranty Certificate](#)

INVESTED
IN
AMERICA



©Registered trademark/TM Trademark of Whirlpool, U.S.A. © 2016 Whirlpool Corporation. All Rights Reserved
All other trademarks are owned by their respective companies
Because Whirlpool Corporation policy includes a continuous commitment to improve our products, we reserve the right to change materials and specifications without notice. We also reserve the right to discontinue or transition products without notice
Manufacturer's Suggested Retail Price (MSRP) and Minimum Advertised Price (MAP) provided for reference purposes only. Dealer alone determines advertised and retail prices
Created On: Thursday, March 23, 2017 17:33:37

Suite 401/402 Hampton Upgrade Package 2


mf

WFW85HEFC

 **Whirlpool®**

<http://www.whirlpool.com>

4.5 cu. ft. Front Load Washer with TumbleFresh™
ColorMatch™



Key Features:

- TumbleFresh™ Option
- ColorLast™ Cycle
- Presoak Option
- EcoBoost™ Option
- Precision Dispense
- Steam Clean Option
- Adaptive Wash Technology
- Smooth Wave Stainless Steel Wash Basket
- 4.5 cu. ft. Capacity
- Undercounter Installation
- Add-A-Garment
- ENERGY STAR® Certified

Product Dimensions:

Height: 39 3/4"

Width: 27"

Depth: 33 5/16"

Additional Information:

[Use And Care Guide](#)

[Dimension Guide](#)

[Installation Guide](#)

[Energy Guide](#)

[Warranty Certificate](#)

Available in:

- ☒ Chrome Shadow
- ☐ White

INVESTED
IN
AMERICA




©Registered trademark/TM Trademark of Whirlpool, U.S.A. © 2016 Whirlpool Corporation. All Rights Reserved.
All other trademarks are owned by their respective companies.
Because Whirlpool Corporation policy includes a continuous commitment to improve our products, we reserve the right to change materials and specifications without notice. We also reserve the right to discontinue or transition products without notice.
Manufacturer's Suggested Retail Price (MSRP) and Minimum Advertised Price (MAP) provided for reference purposes only. Dealer alone determines advertised and retail prices.
Created On: Wednesday, December 14, 2016 18:12:43

Upgrade Kitchen Sinks




BLANCO

Suite 401/402
Hampton



**Blanco Quatrus U Super Single
Undermount Sink
#401248**



**Blanco Quatrus R15 Two Bowl
Undermount Sink
#401519**

Suite 401 / 402 Hampton

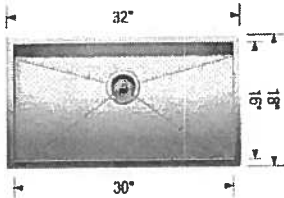
Kitchen Sink


Product Specification Sheet BLANCO QUATRUS U 1 SUPER SINGLE

Satin brushed finish



PRODUCT DIMENSIONS



BLANCO QUATRUS U 1 SUPER SINGLE	Colour Finish	Model No.	FEATURES / SPECIFICATIONS
	Satin brushed finish	401248	<ul style="list-style-type: none">• German designed and engineered• Premium 304 series, 18 gauge stainless steel• 18/10 chrome-nickel content for exceptional lustre, durability and strength• Compact sized model• Rear-positioned drain hole for maximum usable bowl and cabinet storage space• Zero-radius corners, X-pattern drain grooves• 3 1/2" (90 mm) stainless steel strainer included• Undermount clips, template included• Limited Lifetime Warranty
DESIGN AND PLANNING TIPS			
Cabinet Size: 36" (915 mm) Bowl depth: 9" (230 mm) Depending on cabinet construction, a different cabinet size may be required. Consult the cabinet manufacturer.			

WARRANTY

Limited Lifetime warranty

Code/Standards Compliance

BLANCO sinks and faucets are third-party tested and certified to CSA, cUPC, ANSI/ASME and NSF standards and listed by applicable certification bodies. For more information on individual product listings, contact our office or listing organization.

BLANCO CANADA
100 Corporation Drive
Brampton, ON L6S 6B5

Tel: 905 494 2400
Fax: 905 494 2425
www.blancocanada.com


Toll Free: 1 877 425 2626
Toll Free: 1 877 825 2626

© 2016 BLANCO CANADA

Standard

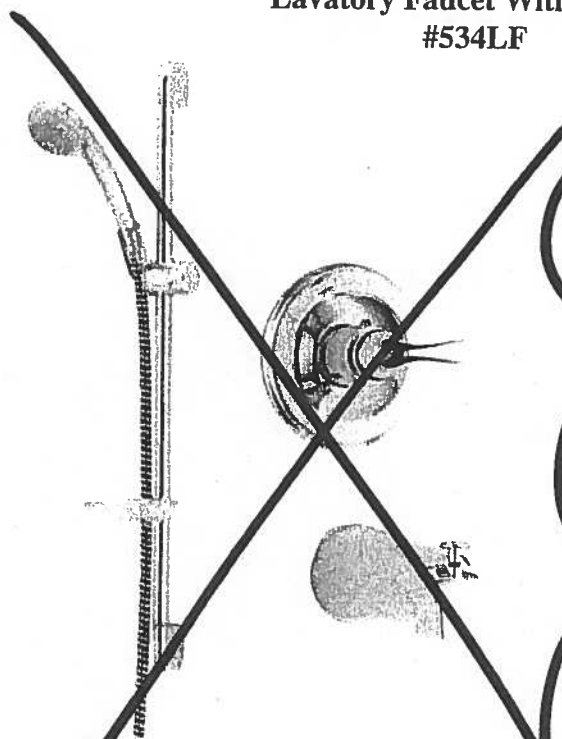


Suite 401/402
Hampton

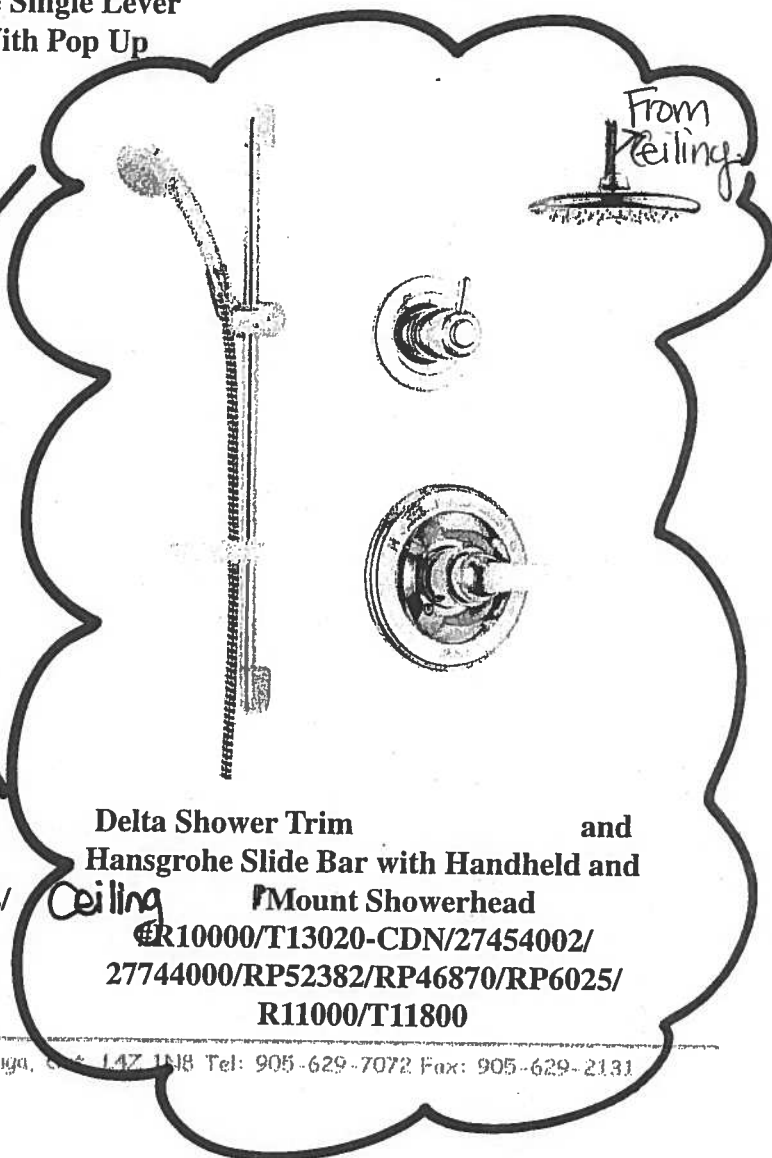


Delta Wynne Chrome Single Lever
Lavatory Faucet With Pop Up
#534LF

Master Ensuite
Shower Stall



Delta Shower Trim with Tub Spout and
Hansgrohe Slide Bar with Handheld
#R10000/T13020-CDN/2001-TP/27454002/
27744000



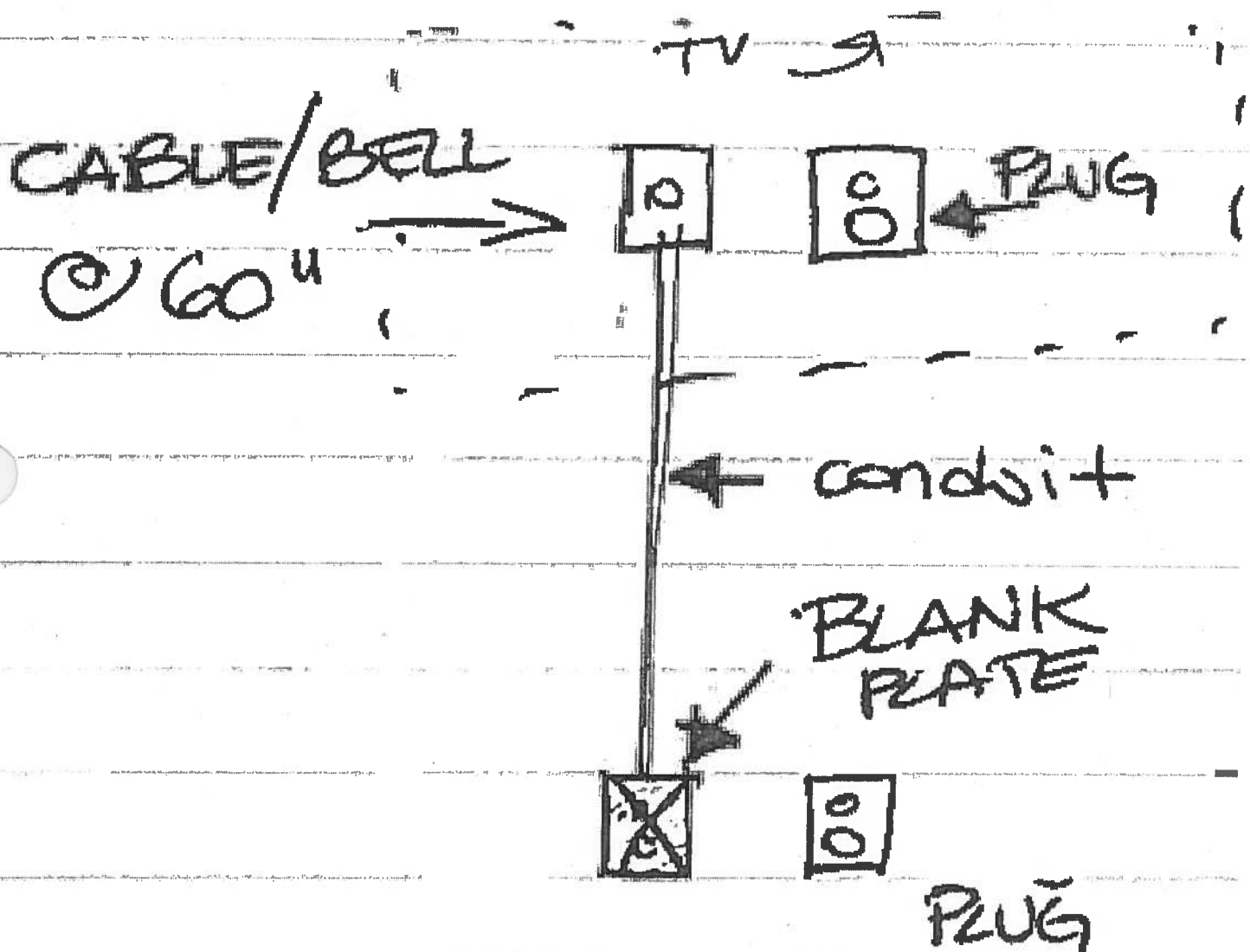
Delta Shower Trim and
Hansgrohe Slide Bar with Handheld and
Ceiling Mount Showerhead
#R10000/T13020-CDN/27454002/
27744000/RP52382/RP46870/RP6025/
R11000/T11800

Suite 401 / 402

Hampton

Living Room

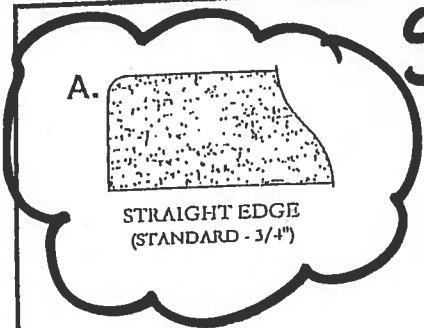
→ CONDUIT =



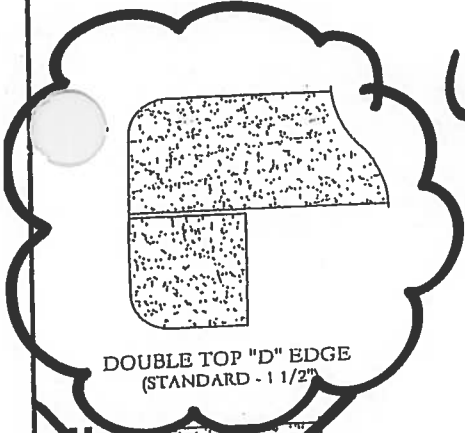
Countertop Edges
Suite 401 / 402
Hampton



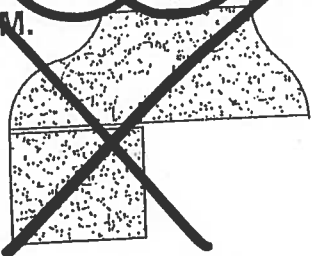
CONNOLLY Marble & Granite Ltd.	EDGE DETAILS 004
--------------------------------	------------------------



Standard:
Powder Room
Master Ensuite
Master Ensuite #2



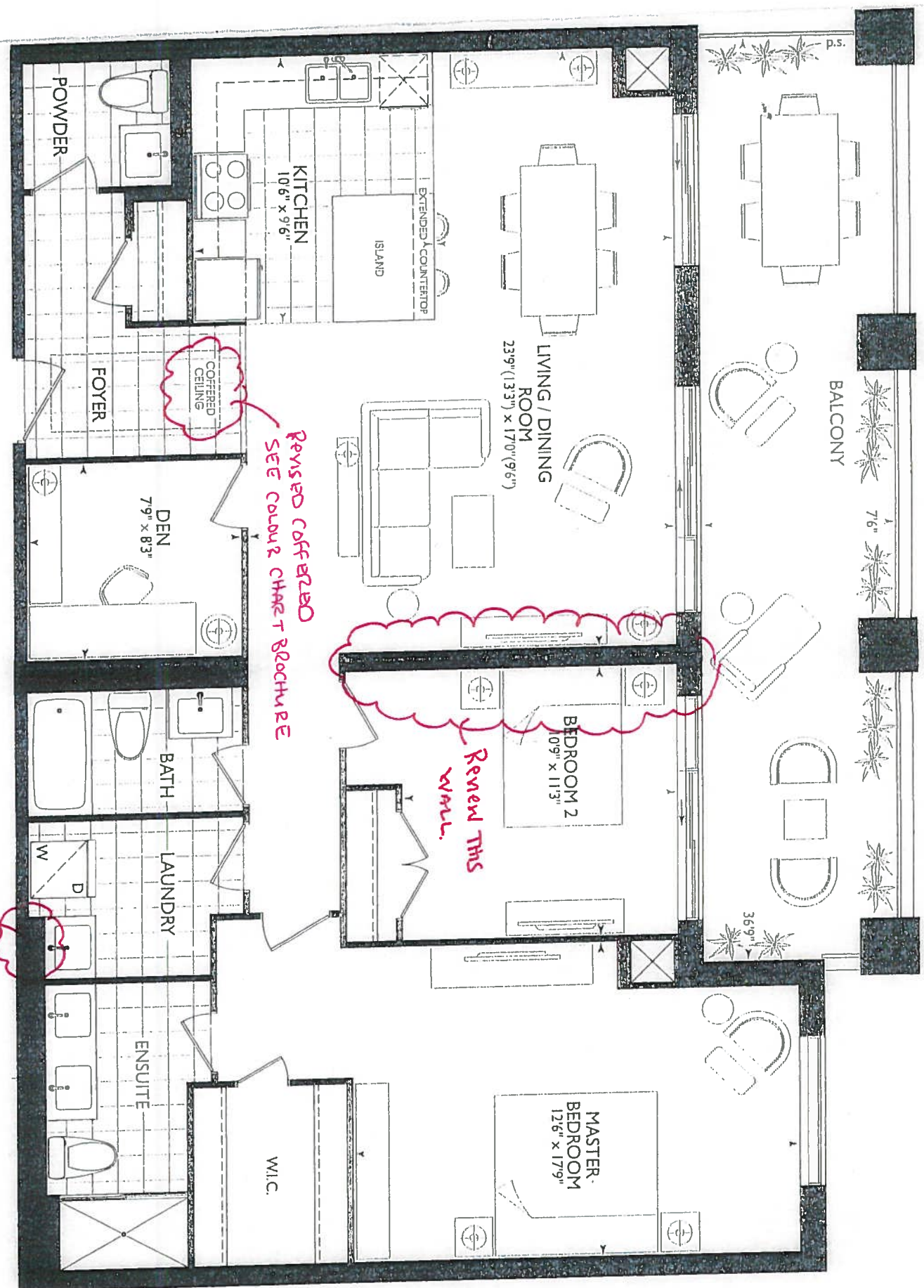
Upgrade:
Kitchen



OGEE - SQUARE EDGE
(MED./HIGH - 1 1/2")

EDGING UP-GRADE OPTIONS

Suite 403/404- ORIGINAL LAYOUT



Suite 403/404
ORIGINAL LAYOUT

2B+D
1,393 SQ.FT.

MAIDSTONE

403/404

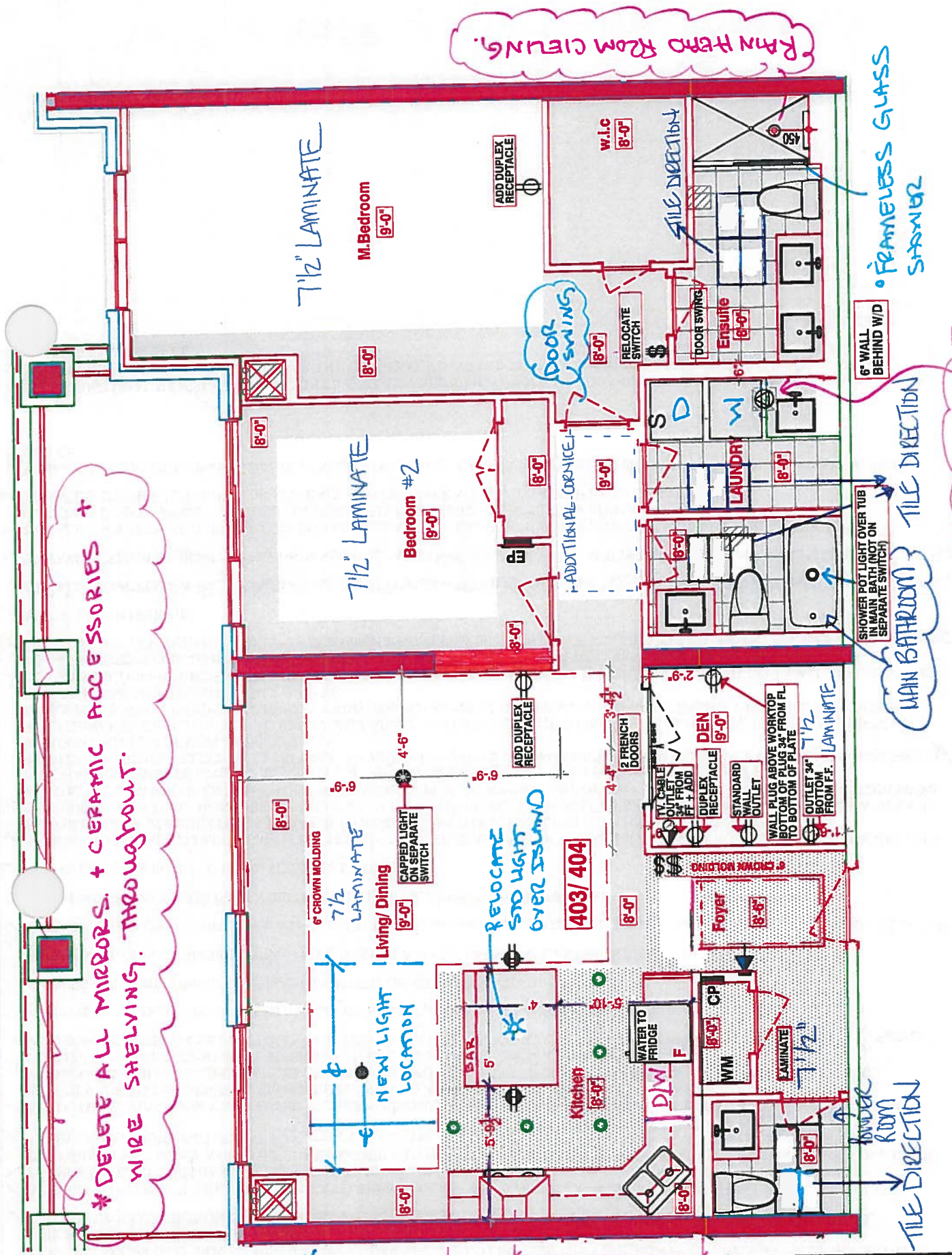
[KITCHEN] = SEE TOWN MOUNT

- UPG #2 - APPLIANCE PKG W/ SPECIAL FRIDGE
- (x6) = PUCK LIGHTS
- (x2) = PLUGS ISLAND
- (x1) = RELOCATE STD LIGHT OVER ISLAND SEPARATE SWITCH (STD)
- (x5) POTS IN KITCHEN (SEP. SWITCH)
- ISLAND WIRING FOR WICE + WINE COOLER
- REVISED DROP IN KITCHEN DUE TO EXTENDED KITCHEN ⊕ ISLAND MOVED TOWARDS LIVING ROOM.

- DELETE STD BACKSPLASH
- POWDER ROOM + HALL + ENSUITE RAISED 36 1/4" VANITIES + DELETE 3" SPLASH

• LAUNDRY VANITY RAISED 36 1/4" W/ STD TOP MOUNT SINK + STD FAUCET.

MARCH 21, 2018





CONSTRUCTION SUMMARY

Hampton Place

PURCHASERS: LORI J. NURSE and GARTH L. AASEN

TEL: RES.: 905-591-4537 BUS.: 416-254-4780

LOT NUMBER	PHASE	HOUSE TYPE	CLOSING DATE
403+404	1	MAIDSTONE	09-Oct-18

Offer	<input checked="" type="checkbox"/>	VENDOR TO INSTALL TWO SCONCES IN MASTER ENSUITE, ONE ABOVE EACH SINK (NO CHARGE STANDARD)
Upgrade		Note:

Offer	<input checked="" type="checkbox"/>	ADDITIONAL DUPLEX RECEPTACLE ON WALL BACKING ONTO FOYER IN DEN 18 INCHES FROM BACK WALL OF DEN, 34 INCHES FROM FF FLOOR TO BOTTOM OF DUPLEX RECEPTACLE.
Upgrade		Note:

Offer	<input checked="" type="checkbox"/>	CHANGE SWING DIRECTION OF MASTER BEDROOM ENTRANCE DOOR TO RIGHT HAND (FROM LEFT HAND) AS PER SKETCH
Upgrade		Note:

Offer	<input checked="" type="checkbox"/>	STRUCTURAL REVISIONS AS ACCEPTED ON THIS AMENDMENT WILL BE CONSIDERED FINAL. PURCHASER WILL NOT BE ABLE TO REVERT BACK TO THE ORIGINAL STANDARD PLAN AS ACCEPTED WITH THE AGREEMENT OF PURCHASE & SALE.
Upgrade		Note:

Offer	<input checked="" type="checkbox"/>	VENDOR TO INSTALL PLUMBING AND ELECTRICAL FOR WASHER AND DRYER IN LAUNDRY ROOM AT NO MORE THAN 37 INCHES FROM FINISHED FLOOR IN ORDER FOR PURCHASER TO INSTALL COUNTERTOP AFTER CLOSING ON TOP OF APPLIANCES.
Upgrade		Note:

Offer	<input checked="" type="checkbox"/>	RAINHEAD FROM CEILING IN MASTER ENSUITE SHOWER, AS PER VENDORS SAMPLES
Upgrade		Note:

Offer	<input checked="" type="checkbox"/>	DINING ROOM LIGHT FIXTURE TO BE CENTERED IN BETWEEN BULKHEADS AS PER SKETCH.
Upgrade		Note:

Offer	<input checked="" type="checkbox"/>	ADDITIONAL DUPLEX RECEPTACLE ON LIVING ROOM WALL BY BEDROOM 2, AS PER SKETCH
Upgrade		Note:

Offer	<input checked="" type="checkbox"/>	ADDITIONAL DUPLEX RECEPTACLE ON WALL IN DEN SHARED WITH BATHROOM 33 INCHES FROM FRONT LEFT WALL AND 34 INCHES FROM FINISHED FLOOR TO BOTTOM OF RECEPTACLE PLATE. SEE ATTACHED SKETCH FROM PURCHASERS DESIGNER.
Upgrade		Note:

Offer	<input checked="" type="checkbox"/>	WATER LINE TO FRIDGE
Upgrade		Note:

Offer	<input checked="" type="checkbox"/>	INSTALL OUTLET FOR HOOD FAN 86 INCHES FROM SHARED POWDER ROOM WALL AND 78 INCHES FROM FINISHED FLOOR.
Upgrade		Note: Delete. See kitchen Layout.

Offer	<input checked="" type="checkbox"/>	INSTALL 5 KITCHEN POTLIGHTS ON SEPARATE SWITCH AS PER ATTACHED SKETCH FROM DESIGNER.
Upgrade		Note:

Offer	<input checked="" type="checkbox"/>	INSTALL 2 ADDITIONAL DUPLEX RECEPTACLES IN ISLAND AS PER ATTACHED SKETCH BY DESIGNER FOR WINE FRIDGE AND MICROWAVE EACH ON SEPARATE CIRCUIT IF NEEDED, PURCHASER MUST PROVIDE APPLIANCE SPECIFICATIONS.
Upgrade		Note:

Offer	<input checked="" type="checkbox"/>	VENDOR TO CHANGE SWING OF MASTER ENSUITE DOOR. RELOCATE SWITCHES TO EXTERIOR WALL OF ENSUITE. SEE ATTACHED SKETCH.
Upgrade		Note:

Offer	<input checked="" type="checkbox"/>	SQUARE OFF LAUNDRY ROOM AND EXTEND CORNER AT ENTRANCE INTO MASTER BEDROOM AS PER DRAWING. INSTALL PLUMBING AND VENTING TO ALLOW FOR SINK AND SIDE BY SIDE WASHER AND SINK IN LIEU OF STACKABLE WASHER/DRYER. PURCHASER ACKNOWLEDGES THAT SIDE BY SIDE WASHER AND DRYER ARE NOT INCLUDED IN PURCHASE PRICE AND WILL BE UPGRADED BY PURCHASER AT TIME OF LAOUR CHART.
Upgrade		Note:



SITE COPY

CONSTRUCTION SUMMARY

Hampton Place

PURCHASERS: LORI J. NURSE and GARTH L. AASEN

TEL: RES.: 905-591-4537 BUS.: 416-254-4780

LOT NUMBER	PHASE	HOUSE TYPE	CLOSING DATE
403+404	1	MAIDSTONE	09-Oct-18

Offer	<input checked="" type="checkbox"/>	VENDOR TO RELOCATE THE ELECTRICAL & PLUMBING LOCATIONS AS PER THE ATTACHED NEW KITCHEN LAYOUT DESIGN AS PROVIDED BY THE PURCHASER. COST OF THESE REVISION DOES NOT INCLUDE THE COST OF THE NEW KITCHEN LAYOUT CONFIGURATION. PURCHASER WILL BE RESPONSIBLE TO UPGRADE
Upgrade		Note: THE KITCHEN AT THE DECOR OFFICE AT TIME OF COLDING CHART.

Offer	<input checked="" type="checkbox"/>	ADD DUPLEX RECEPTACLE CENTERED ON EXTERIOR WALL OF WALK IN CLOSET IN MASTER BEDROOM AS PER SKETCH.
Upgrade		Note:

Offer	<input checked="" type="checkbox"/>	ADDITIONAL CEILING CAPPED OUTLET ON SEPARATE SWITCH IN LIVING ROOM, 54 INCHES FROM BEDROOM 2 SHARED WALL, CENTERED FROM BALCONY WALL TO END OF SHARED WALL OF BEDROOM AS PER SKETCH, IF POSSIBLE.
Upgrade		Note:

Offer	<input checked="" type="checkbox"/>	SHOWER POT LIGHT OVER TUB IN MAIN BATH (NOT ON SEPARATE SWITCH)
Upgrade		Note:

Offer	<input checked="" type="checkbox"/>	SWITCH TO DEN ON OUTSIDE WALL AS PER SKETCH (NO CHARGE)
Upgrade		Note: ALL ELECTRICAL ADDED TO BE ON DEN BACKING ONTO FOYER.

Offer	<input checked="" type="checkbox"/>	FAN IN LAUNDRY ROOM TO BE ON SEPARATE SWITCH.
Upgrade		Note:

Offer	<input checked="" type="checkbox"/>	OPENING TO DEN TO BE 48 INCHES, INSTALL TWO 24 INCH FRENCH DOORS (ONE INCLUDED IN AGREEMENT OF PURCHASE AND SALE). NOTE NEW LOCATION OF ENTRANCE DUE TO CHANGE OF PLAN IN DEN BECAUSE OF CONCRETE WALL. SEE ATTACHED SKETCH FROM PURCHASERS DESIGNER.
de		Note: NEW LOCATION OF DOUBLE DOOR SHIFTED. SEE SKETCH.

Offer	<input checked="" type="checkbox"/>	ADDITIONAL TV CABLE OUTLET IN DEN ON WALL SHARED WITH FOYER TO BE 34 INCHES FROM FINISHED FLOOR TO BOTTOM OF CABLE PLATE, AND 9 INCHES FROM FRONT RIGHT CORNER AS PER ATTACHED SKETCH BY PURCHASERS DESIGNER. ADDITIONAL DUPLEX RECEPTACLE BESIDE CABLE OUTLET
Upgrade		Note:

Offer	<input checked="" type="checkbox"/>	DROP CEILING IN KITCHEN RELOCATE STANDARD LIGHT FIXTURE TO CENTER OF KITCHEN ISLAND.
Upgrade		Note: STD SEPERATE SWITCH.

Offer	<input checked="" type="checkbox"/>	INSTALL STOVE PLUG 81 INCHES FROM WALL SHARED WITH POWDER ROOM AS PER ATTACHED SKETCH PROVIDED BY DESIGNER.
Upgrade		Note: Delete - See kitchen Layout.

Offer	<input checked="" type="checkbox"/>	36 INCH HEIGHT VANITIES IN ALL BATHROOMS AND LAUNDRY ROOM.
Workshee		Note:

Offer	<input checked="" type="checkbox"/>	VENDOR AGREES TO WAIVE LEGAL FEES AND/OR ADMINISTRATION FEES PERTAINING TO SUITE TRANSFER FROM SUITE 405. (SUITE 405 TRANSFERRED FROM SUITE 305)
Workshee		Note:

Offer	<input checked="" type="checkbox"/>	VENDOR TO INSTALL STANDARD FRENCH DOOR ON DEN.
Workshee		Note:

Offer	<input checked="" type="checkbox"/>	BUILDER AGREES NOT TO INSTALL WIRE SHELVING IN ALL BEDROOM CLOSETS AND FRONT CLOSET.
Workshee		Note:

Offer	<input checked="" type="checkbox"/>	BUILDER AGREES NOT TO INSTALL ANY CERAMIC ACCESSORIES IN ALL BATHROOMS.
Workshee		Note:

Offer	<input checked="" type="checkbox"/>	2 SINGLE PARKING SPOTS IN LIEU OF ONE TANDEM PARKING
Workshee		Note:



Hampton Place

TEL: RES.: 905-591-4537 BUS.: 416-254-4780

Invoice Number: 7149

Note:

Invoice Number: 7115



PURCHASERS: LORI J. NURSE and GARTH L. AASEN **TEL: RES.: 905-591-4537 BUS.: 416-254-4780**

Date Added: 26-Mar-18 Invoice Number: 7115

32 - POWDER ROOM- Install a 2nd upgrade floor tile 12x24 Calacatta Polish installed in the Powder Room, in lieu of the builders standard.

To be installed straight/stacked (See Sketch)

Note:

1 - POWDER ROOM- Install an upgraded counter top-Install the Ceasarstone "Misty Carrara", where applicable (in lieu of the builders standard.)

Note:

1 - POWDER ROOM- Install an upgraded Edge "I", where applicable.

Note:

1 - POWDER ROOM- Install and upgraded toilet in the Powder Room, the Contrac "Cali" Model # 4710 BOVU

Note:

35 - MAIN BATH- Install a 2nd upgrade floor tile "12x24 Lancaster" installed in the Main Bath floor, in lieu of the builders standard.
To be installed straight/stacked (See Sketch)

90 - MAIN BATH- Install a 2nd upgrade floor tile "12x24 Lancaster" installed in the Main Bath Tub Shower Walls, in lieu of the builders standard.

To be installed straight/stacked and Horizontal

Note:

1 - MAIN BATH- Install a 1st upgraded Counter top in the Main Bath -Install the Ceasarstone "STONE GREY", where applicable

Note:

1 - MAIN BATH-Install an upgraded Edge "I", where applicable.

Note:

1 - MAIN BATH- Install and upgraded toilet in the Main Bath, the Contrac "Cali" Model # 4710 BOVU

Note:

57 - MASTER ENSUITE- Install a 2nd upgrade floor tile "12x24 Calacatta Polish" installed in the Master Ensuite floor. To be installed straight/stacked (See Sketch)
Note:

MASTER ENSUITE- Install a 2nd upgrade floor tile "12x24 Calacatta Polish" installed in the Master Ensuite Shower Stall Walls. To be installed
t/stacked and Vertical

Note:

1 - MASTER ENSUITE-Install a 1st upgraded Counter top in the Master Ensuite -Install the Ceasarstone "Misty Carrara", where applicable

Note:

1 - MASTER ENSUITE- Install an upgraded Edge "I", where applicable.

Note:



Hampton Place

PURCHASERS: LORI J. NURSE and GARTH L. AASEN

TEL: RES.: 905-591-4537 BUS.: 416-254-4780

Date Added: 26-Mar-18 Invoice Number: 7115

1 - MASTER ENSUITE- Install and upgraded toilet in the Master Ensuite the Contrac "Cali" Model # 4710 BOVU

1 - CLARIFICATION - REFER TO APAS;
MASTER ENSUITE - Install Rain Shower Head from Ceiling at Master Ensuite Shower Stall - DELTA - Shower Trim and Hansgrohe Slide Bar with Handheld and Ceiling Mount Showerhead
Note: Model # R10000 / T13020-CDN/27454002 / 277440 / RP52382 / RP46870 / RP6025 / R11000 / T11800 - Chrome (See Sketch)

1 - MASTER ENSUITE - Purchaser accepts & acknowledges the standard frameless glass enclosure at master ensuite shower stall will NOT touch the ceiling and will receive a Standard Chrome Header. (See Sketch)
Note:

50 - LAUNDRY ROOM- Install an upgraded floor tile, "12x24 Lancaster Grey" throughout the Laundry Room floor, in lieu of the builders standard
Installed Straight/Stacked (See Sketch)
Note:

1 - LAUNDRY ROOM- Install the builders standard Plumbing Fixtures (Top Mount Sink and Faucet) in the Laundry Room
Sink- Blanco Horizon Top Mount #401649
Faucet-Delta 469LF Deckmount-Chrome
Note:

1 - CLARIFICATION-
POWDER ROOM/ MASTER ENSUITE / MAIN BATH- Install the builders standard Plumbing Fixtures throughout all bathrooms, where applicable.
 To Include the Powder Room, Master Ensuite & Main Bath
Note: **PLEASE NOTE** All Toilets to be upgraded

1 - CLARIFICATION-
POWDER ROOM/ MASTER ENSUITE / MAIN BATH- DELETE the Standard 3" Splash throughout all bathroom vanity counter tops, where applicable. To include the Powder Room Main Bath and the Master Ensuite
 Note:

1 - CLARIFICATION:
MASTER ENSUITE - MAIN BATH- POWDER RM & LAUNDRY ROOM-Install RAISED VANITY HEIGHT at Main Bath, Master Ensuite
Vanities, Laundry Room & Powder Rm where applicable (See attached QTK Upgrade paperwork and Layouts)
Note:

1 - CLARIFICATION-
Do not install or supply or credit the purchaser with the builders standard bathroom accessories, throughout ALL bathrooms. Includes: Toilet paper holder, soap dishes and towel racks
Note:

1 - CLARIFICATION-
Do not install or supply or credit the purchaser with the builders standard closet wire shelving, throughout ALL closets
Note:

1 - CLARIFICATION-
Do not install or supply or credit the purchaser with the builders standard mirrors throughout ALL bathrooms
Note:

1 - SIDE HALL- Upgrade and Install Cornice Moulding Model # CTR-611 to the side hall (leading to Bedrooms)

Note:

1 - Install upgraded Interior Levers, throughout the unit, where applicable. Install teh Modern Aurum AUR 910 FAP"

Note:

1 - PURCHASER AWARE AND ACCEPTS THAT ANY CHANGES MADE TO UPGRADES AFTER SIGNING THIS PURCHASERS EXTRA FORM ARE SUBJECT TO A MINIMUM ADMINISTRATION FEE OF \$1,000. PLUS A 10% HOLDBACK FEE.

Note:



* INTERIOR COUNTER SCHEME *

Purchasers		Decor Consultant	Model Type	Telephone Res. / Bus	Project	Closing Date	Unit
LORI J. NURSE & GARTH L. AASEN		Laura Di Pede	MAIDSTONE	(905) 591-4537 / (416) 254-4780	Hampton Place	09/10/2018	403+404

Page 2 of 3

CABINETRY, VANITIES AND COUNTERTOPS

	Style	Countertop	Counter Edge	Handle / Knob
MAIN BATHROOM	**SEE QUALITY TOPS & KITCHENS**	✓ 4030 Stone Grey-Ceasar Stone (Upgd)	✓ 1" EDGE (UPGD)	*See QTK*
MASTER ENSUITE	**SEE QUALITY TOPS & KITCHENS**	✓ 4141 Misty Carrara CaesarStone (Upg)	✓ 1" EDGE (UPGD)	*See QTK*
POWDER ROOM	**SEE QUALITY TOPS & KITCHENS**	✓ 4141 Misty Carrara CaesarStone (Upg)	✓ 1" EDGE (UPGD)	*See QTK*
KITCHEN / DINETTE	**SEE QUALITY TOPS & KITCHENS**	✓ SERENATA GRANITE- (STD)	✓ 1" EDGE (UPGD)	*See QTK*
LAUNDRY ROOM	STANDARD	✓ STANDARD- White Laminat	STANDARD	✓ B603-SC

APPLIANCE PACKAGE
PACKAGE #2
* SPECIAL FRIDGE
* SPECIAL EXHAUST
Std 31in Opening

PLUMBING FIXTURES

KITCHEN	Sink Model	✓ STANDARD	Baseboard & Casing	STANDARD	✓ Levers	Modem Aurom Aur910FAP (UPGD)
	Sink Faucet	✓ STANDARD	Interior Doors	STANDARD - CARRARA SMOOTH	Door Height	STANDARD
TOILETS	Master Ensuite	✓ Contrac CALI # 4710 BOVU (UPGD)	Cornice Moulding / Medallion		Fireplace	N/A
	Main Bathroom	✓ Contrac CALI # 4710 BOVU (UPGD)	Foyer	STD - CTR-611	Location Flooring	N/A
	Powder Room	✓ Contrac CALI # 4710 BOVU (UPGD)	Living Room	STD - CTR-611	Style	N/A
			Dining Room	STD - CTR-611	Finish	N/A
			SIDE HALL	STD - CTR-611	Marble	N/A
VANITY FAUCETS	Master Ensuite	✓ STANDARD	Master Bedroom	N/A	Hearth	N/A
	Main Bathroom	✓ STANDARD	Bedroom 2	N/A		
	Powder Room	✓ STANDARD	Bedroom 3	N/A		

MISC. INSTALLATIONS
Ceramic Accessories (installed by Vendor) ☒ Yes ☐ No
Bathroom Mirrors (installed by Vendor) ☒ Yes ☐ No
Wire Shelving - Closet (installed by Vendor) ☒ Yes ☐ No

Paint Throughout

Walls	STANDARD - BIRCH WHITE	Trim	STANDARD - WHITE

SHOWER STALL / TUBS

Master Ensuite Shower Stall	STANDARD
Master Ensuite Tub	N/A
Main Bathroom Tub	STANDARD

Page 2 of 3

Decor Consultant:  Purchaser:  Purchaser:  Vendor: 

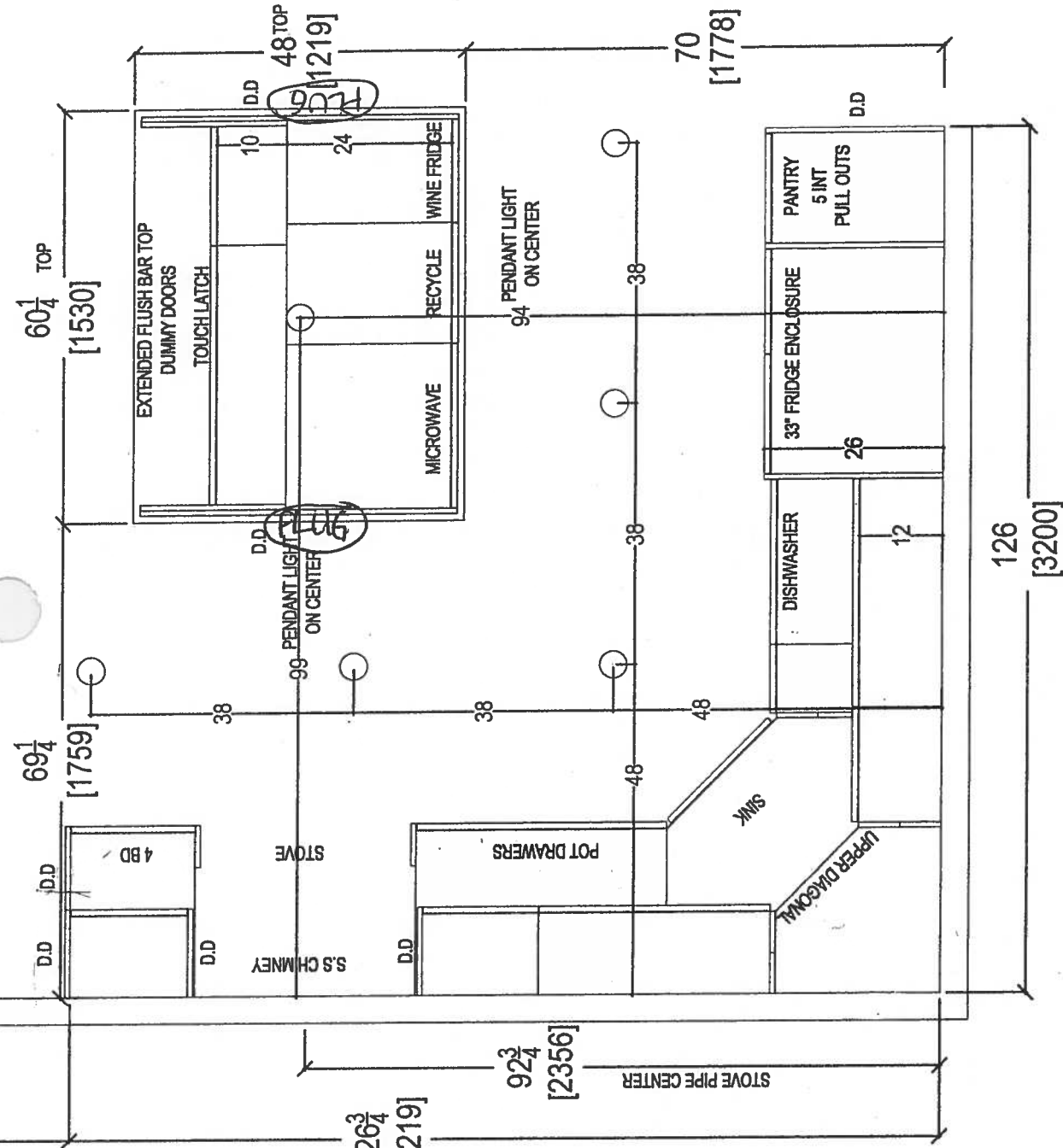
HAMPTON

SUITE 403/404

• DELETE STO
BACKSPASHIT

• POWDER ROOM + MAIN +
ENSUITE RAISED VANITIES [3219]

36 1/4" (P) DELETE 3" SPANSIT
• LAUNDRY RAISED VANITY
36 1/4"



KITCHEN

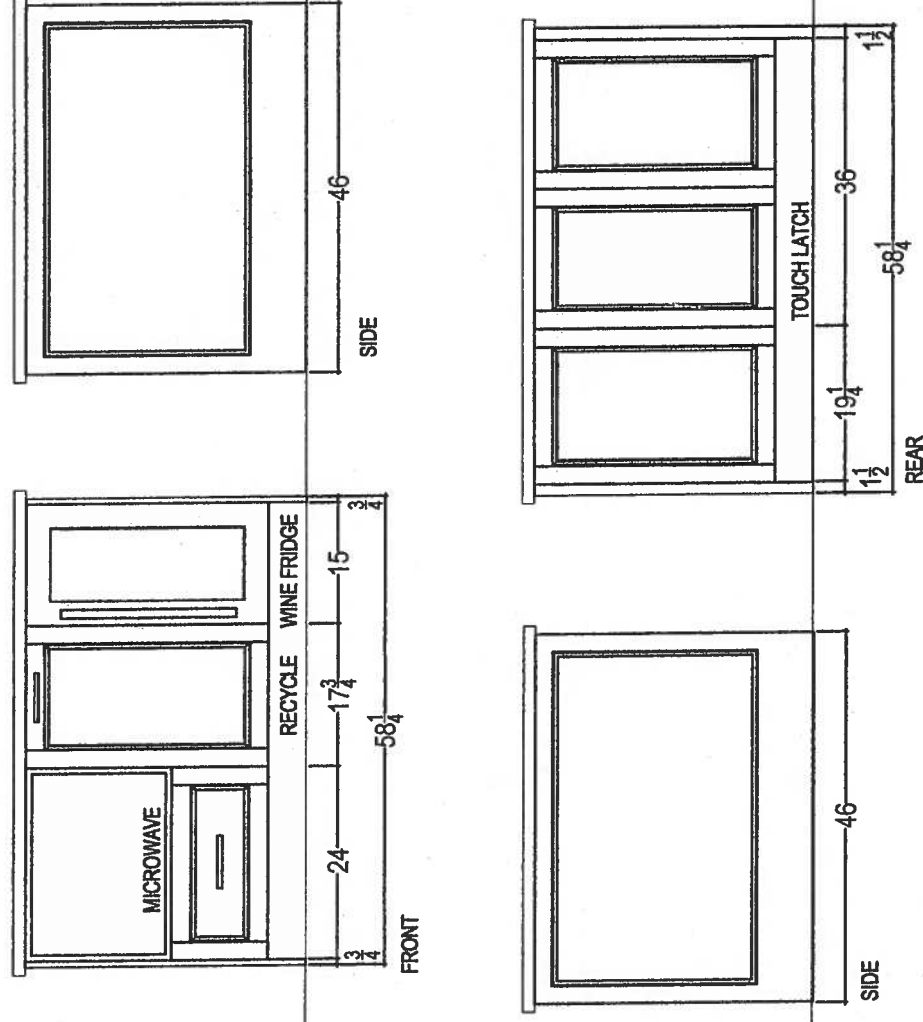
- UPGRADE PACKAGE #2 APPLIANCE W SPECIAL FRIDGE
- (x6) = PUCK LIGHTS
- (x2) = PLUGS ISLAND
- (x1) = RELOCATE STD LIGHT OVER ISLAND
- (x5) = POTS IN KITCHEN
- REVISED DROP IN KITCHEN DUE TO EXTENDED KITCHEN
- ISLAND SHIFTED TOWARDS LIVING ROOM




80 SANTE DRIVE, VAUGHAN, ON L4K 3C4,
T: 416.748.1811 F: 905.781.5801

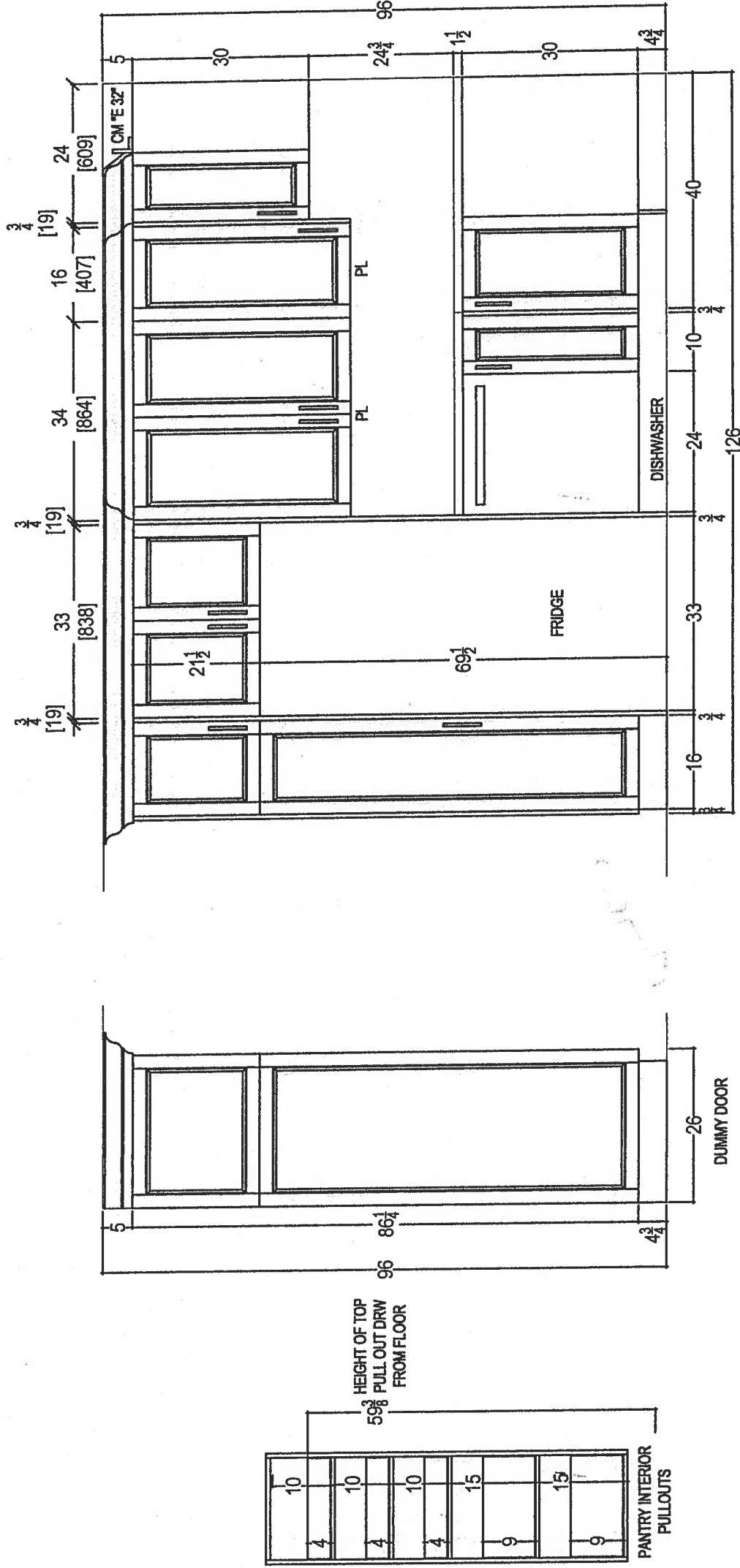
CLIENT: ROYAL PINE HOMES SITE: HAMPTON PLACE PHONE: — EMAIL: —	UNIT 403-404 HMP	ROOM: KITCHEN	DRAWN BY: SK	COMMENTS: PLEASE NOTE ALL DIMENSIONS ARE NOT FINAL AND ARE SUBJECT TO CHANGE UPON FINAL SITE MEASURE
	DOOR STYLE: —	DOOR HANDLE: —	SCALE: 1/2" = 1' - 0"	
	FINISH: —	DRW HANDLE: —	DATE: MARCH 9, 2018	
	SPECIES: —	TOP: —	PAGE: —	

(x) fuck light



 <p><i>your kitchen, your taste.</i></p> <p>80 SANTE DRIVE, VAUGHAN, ON L4K 3C4, T: 416.748.1811 F: 905.761.5901</p>	CLIENT: ROYAL PINE HOMES	UNIT 403-404 HMP	ROOM:	KITCHEN	DRAWN BY: SK	<p>COMMENTS:</p> <p>PLEASE NOTE ALL DIMENSIONS ARE NOT FINAL AND ARE SUBJECT TO CHANGE UPON FINAL SITE MEASURE</p>
	SITE: HAMPTON PLACE	DOOR STYLE: —	DOOR HANDLE: —	SCALE: 1/2" = 1' - 0"		
	PHONE: —	FINISH: —	DRW HANDLE: —	DATE: MARCH 9, 2018		
	EMAIL: —	SPECIES: —	TOP: —	PAGE: —		

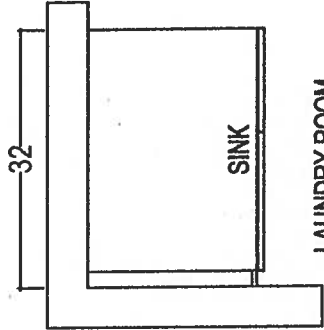
HAMP TON - Sur - 403 | 404



	CLIENT: ROYAL PINE HOMES		UNIT 403-404 HMP	ROOM: KITCHEN	DRAWN BY: SK	COMMENTS: PLEASE NOTE ALL DIMENSIONS ARE NOT FINAL AND ARE SUBJECT TO CHANGE UPON FINAL SITE MEASURE
	SITE: HAMPTON PLACE		DOOR STYLE: —	DOOR HANDLE: —	SCALE: 1/2" = 1' - 0"	
	PHONE: —		FINISH: —	DRW HANDLE: —	DATE: MARCH 9, 2018	
	EMAIL: —		SPECIES: —	TOP: —	PAGE: —	

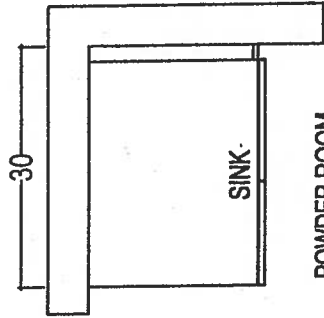
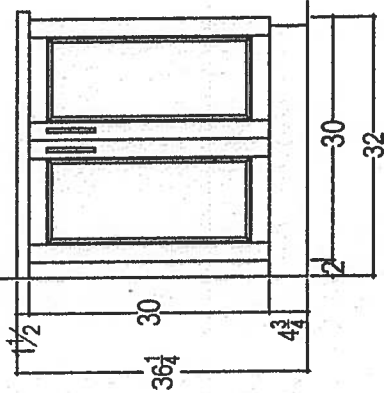
HAMPTON - SUITE 403/404

* DELETE 3" SPLASH *



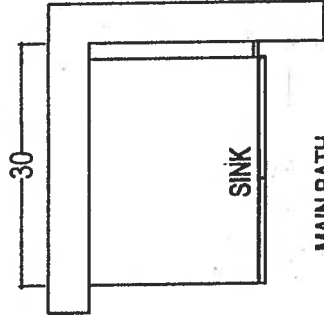
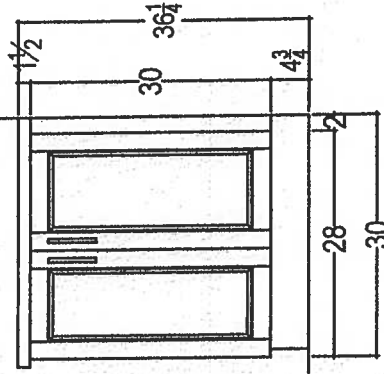
LAUNDRY ROOM

* RAISED HEIGHT *



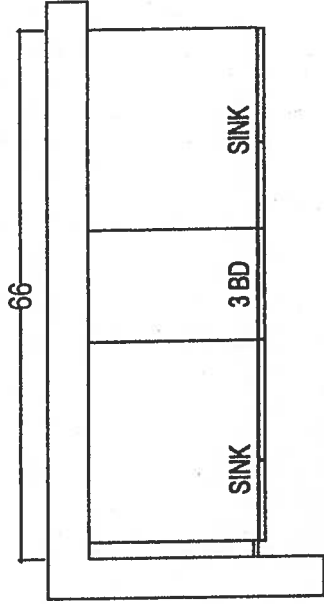
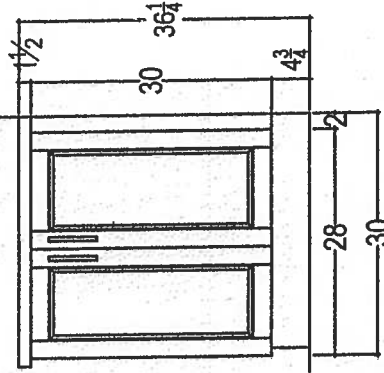
POWDER ROOM

* RAISED HEIGHT *



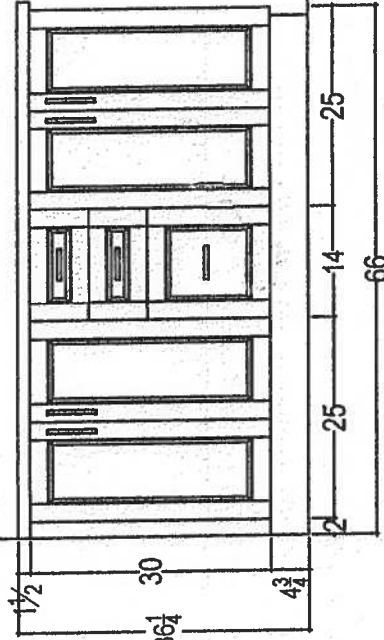
MAIN BATH

* RAISED HEIGHT *



MASTER ENSUITE

* RAISED HEIGHT *



your kitchen. your taste.
80 SANTE DRIVE, VAUGHAN, ON L4K 3C4,
T: 416.746.1811 F: 905.761.5901

CLIENT: ROYAL PINE HOMES

SITE: HAMPTON PLACE

PHONE: —

EMAIL: —

UNIT 403-404 HMP

DOOR STYLE: —

FINISH: —

SPECIES: —

ROOM: VANITIES

DOOR HANDLE: —

DRW HANDLE: —

TOP: —

DRAWN BY: SK

SCALE: 1/2" = 1' - 0"

DATE: MARCH 9, 2018

PAGE: —

COMMENTS:

PLEASE NOTE ALL DIMENSIONS
ARE NOT FINAL AND ARE
SUBJECT TO CHANGE UPON
FINAL SITE MEASURE

SPEC SHEET , RF170WDLUX5 , ActiveSmart™ Fridge - 17 cu. ft. counter depth bottom freezer with ice & water

Suite 403/404 - Hampton

Upgrade Package #2 WITH SPECIAL FRIDGE Date: 08.03.2018 , 1



RF170WDLUX5

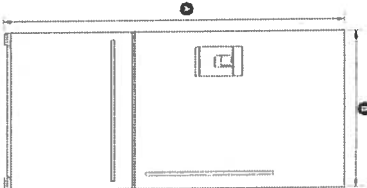
ActiveSmart™ Fridge - 17 cu. ft. counter depth bottom freezer with ice & water

This fridge has been designed for what you use most often. The upper refrigerator enables easy access to everyday items. The 17 cu. ft. Bottom Mount includes ergonomic storage bins and glass shelves that can be configured to suit every lifestyle. The lower drawer-based freezer ensures that longer-term storage items are just as easy to access.

EZKleen Stainless Steel

Dimensions

Depth	27 3/8"
Height	67 17/32"
Width	31 3/32"



Features & Benefits

Fresher Food for Longer
ActiveSmart™ Foodcare helps keep your food fresher for longer by constantly monitoring your refrigerator and adapting to maintain a controlled environment and optimum temperature.

Easy Living
These refrigerators adapt to suit your lifestyle by streamlining food preparation and organization with SmartTouch controls, flexible shelving and storage options and slide out bins and trays.

Sized to Suit
These refrigerators are sized to suit families and kitchens, large and small. Designed to fit easily in your kitchen, they can sit flush with your counter top. Concealed hinges on many models add to a clean, refined appearance.

Easy Cleaning

Removable, spill safe glass shelves are easy to clean and contain drips and spills. Storage bins and EZKleen stainless steel doors just need a wipe to keep spotless.

Ergonomic

Uninterrupted wide-open spaces and numerous shelving options enable easy customization for different uses. Quality extension runners allow you to slide out trays fully for easy loading and unloading in the refrigerator and freezer. The storage bins are also removable, making food preparation and cleaning easier.

Efficient

ActiveSmart™ refrigerators intelligently adapt to daily use to save energy, cooling, defrosting and using energy only when they need to, without compromising on food care.

Safe

Secure glass shelving contains drips and spills and prevents them from falling on items stored below.

Designed to Match

The high quality stainless steel, unique surround kits, black finish and the chrome strip detail of the slimline water dispenser in Ice and Water models, all reflect the styling of our family of kitchen appliances.

Specifications

Accessories	
Joiner Kit	Part number 819264
Stainless Steel Surround Kit - For Left	Part number 24474
Hand Hinge	Part number 24476
Stainless Steel Surround Kit - Joined Pair	Model number 836848
Water filter	

24/7

A PEACE OF MIND SALE

24 Hours 7 Days a Week Customer Support

T.1.888.936.7872 W. fisherpaykel.com

FISHER & PAYKEL

SUITE 403/404-HAMPTON

SPEC SHEET , RFI70WDLUX5 , ActiveSmart™ Fridge - 17 cu. ft. counter depth bottom freezer with ice & water

Date: 08.03.2018 , 2

Capacity		Performance	
Freezer	4.8 cu ft	ActiveSmart™ Foodcare	•
Refrigerator	12.3 cu ft	Adaptive defrost	•
Total	17.1 cu ft	Frost free freezer	•
Consumption		Humidity control system	•
Energy Star Certified	Yes	Sabbath mode	•
Energy usage	535 kWh/year	Refrigerator	
Details		Adjustable door shelves	4
UPC Code	822843242665	Adjustable glass shelves	4
Freezer		Covered door shelves	2
Bottle chill	•	Door alarm	•
Built-in Ice maker	•	Fruit and vegetable bins	2
Door alarm	•	SmartTouch control panel	•
Fast freeze	•	Stackable bottle holders	2
Ice Boost	•	Ultra slim water dispenser	•
Ice bin and scoop	•	Warranty	
Large plastic bin	•	Parts & Labor	2 years
Small plastic bins	2	Sealed system parts	5 years
Measurements		SKU	24266
Minimum air clearance - at rear	1-3/16"	<div>The product dimensions and specifications in this page apply to the specific product and model. Under our policy of continuous improvement, these dimensions and specifications may change at any time. You should therefore check with Fisher & Paykel's Customer Care Centre to ensure this page correctly describes the model currently available. © 19 Fisher & Paykel Appliances Ltd 2018</div>	
Minimum air clearance - each side	13/16"		

Other product downloads available at fisherpaykel.com

 [Stainless Steel Counter Depth Refrigerator - RFI70WD_LUX5 - LH Data Sheet](#)

 [Stainless Steel Counter Depth Refrigerator - RFI70WD_LUX5 - LH Data Sheet](#)

SUITE 403 / 404 - HAMPTON

Upgrade Package 2


BA *CH*

KSEB900ESS

KitchenAid®

36-Inch 5-Element Electric Convection Slide-In
Range with Baking Drawer

<http://www.kitchenaid.com>



Key Features:

- Baking Drawer
- Even-Heat™ True Convection
- Wireless Probe
- Steam Rack
- 7.1 Cu Ft. Total Capacity
- 5 Cooking Elements Including a Warm Zone
- EasyConvect™ Conversion
- FIT Guarantee
- Aqualift®
- Glass Touch Controls
- Side Trim Accessory Kit

Product Dimensions:

Height: 36

Width: 29 7/8

Electrical Requirements:

40 Amps.

Additional Information:

[Use And Care Guide](#)

[Dimension Guide](#)

[Installation Guide](#)

[Warranty Certificate](#)

Available in:

- Black
- Stainless Steel
- White

INVESTED
IN
AMERICA

ADA
Compliant

©Registered trademark/TM Trademark of Whirlpool, U.S.A. © 2013 Whirlpool Corporation. All Rights Reserved.
All other trademarks are owned by their respective companies.
Because Whirlpool Corporation policy includes a continuous commitment to improve our products, we reserve the right to change materials and specifications without notice. We also reserve the right to discontinue or transition products without notice.
Manufacturer's Suggested Retail Price (MSRP) and Minimum Advertised Price (MAP) provided for reference purposes only. Dealer alone determines advertised and retail prices.
Created On: Tuesday, December 22, 2015 14:04:50



SUITE 403/404
HAMPTON

Upgrade Package #2

WITH SPECIAL
EXHAUST



VOLTERRA
WALL-MOUNT



Volterra with its pyramid shaped angles and stainless steel finish make it a visually striking statement to any kitchen. Available in 30" or 36" widths, Volterra features stainless steel push button controls that manage multiple functions, including halogen lighting and the internal 3-speed blower.

Volterra features a telescopic chimney for ducted installation heights of 6'9" to 8'5" ceilings. Designed for standard ducted installation Volterra can also be installed as a recirculating system using the Recirculating Kit, available as an accessory.

MODELS


EVL430S1 Volterra 30" Stainless ✓
EVL436S1 Volterra 36" Stainless

DIMENSIONS


(30"W x 19 5/8"D x 10 1/4"H)
(36"W x 19 5/8"D x 10 1/4"H)



Halogen Lamps



Stainless Steel
Push Button Controls




Anodized Aluminum
Mesh Filters

Elica Design Center



elica

Upgrade Package 2




KDTM354ESS

SUITE 403/404 - HAMPTON

KitchenAid®

dBA Dishwasher with Clean Water Wash System

<http://www.kitchenaid.com>



Key Features:

- Clean Water Wash System
- ProScrub® Option
- Professionally-Inspired Design
- Advanced ProDry™ System
- ProWash™ Cycle
- SatinGlide® Max Rails (Upper Rack)
- Sliding Tines in the Lower Rack
- 2 Rows Fold-Down Tines in Upper Rack
- Fold-Down Tines in the Lower Rack
- 2 Fold-Down Cup Shelves with Integrated Stemware Holders
- Utility Basket (Upper Rack)
- Express Wash

Product Dimensions:

Height: 34 1/2

Width: 23 7/8

Depth: 24 3/4

Electrical Requirements:

15 Amps.

Additional Information:

[Use And Care Guide](#)

[Dimension Guide](#)

[Installation Guide](#)

[Energy Guide](#)

[Warranty Certificate](#)

Available in:

☒ Stainless Steel

INVESTED
IN
AMERICA

®Registered trademark/TM Trademark of Whirlpool, U.S.A. © 2013 Whirlpool Corporation. All Rights Reserved.
All other trademarks are owned by their respective companies.
Because Whirlpool Corporation policy includes a continuous commitment to improve our products, we reserve the right to change materials and specifications without notice. We also reserve the right to discontinue or transition products without notice.
Manufacturer's Suggested Retail Price (MSRP) and Minimum Advertised Price (MAP) provided for reference purposes only. Dealer alone determines advertised and retail prices.
Created On: Friday, March 04, 2016 16:26:55

Upgrade Package 2


WED85HEFC

SUITE 403/404-HAMPTON/

Whirlpool®

<http://www.whirlpool.com>

cu. ft. Electric Dryer with Quick Dry Cycle



Key Features:

- Advanced Moisture Sensing System
- Tap Touch Controls with Memory
- EcoBoost™ Option
- Steam Refresh Cycle
- Wrinkle Shield™ Option
- Quad Baffles
- 7.4 Cu. Ft. Capacity
- Undercounter Installation
- ENERGY STAR® Qualified
- Sanitize Cycle
- Quick Dry Cycle

Product Dimensions:

Height: 39

Width: 27

Depth: 31

Additional Information:

[Use And Care Guide](#)

[Dimension Guide](#)

[Installation Guide](#)

[Warranty Certificate](#)

INVESTED
IN
AMERICA



®Registered trademark/TM Trademark of Whirlpool, U.S.A. ©2018 Whirlpool Corporation. All Rights Reserved
All other trademarks are owned by their respective companies
Because Whirlpool Corporation policy includes a continuous commitment to improve our products, we reserve
the right to change materials and specifications without notice. We also reserve the right to discontinue or
transition products without notice
Manufacturer's Suggested Retail Price (MSRP) and Minimum Advertised Price (MAP) provided for reference
purposes only. Dealer alone determines advertised and retail prices
Created On: Thursday, March 23, 2017 17:33:37

Upgrade Package 2




WFW85HEFC

SUITE 403 / 404 HAMPTON

Whirlpool®

<http://www.whirlpool.com>

4.5 cu. ft. Front Load Washer with TumbleFresh™
option



Key Features:

- TumbleFresh™ Option
- ColorLast™ Cycle
- Presoak Option
- EcoBoost™ Option
- Precision Dispense
- Steam Clean Option
- Adaptive Wash Technology
- Smooth Wave Stainless Steel Wash Basket
- 4.5 cu. ft. Capacity
- Undercounter Installation
- Add-A-Garment
- ENERGY STAR® Certified

Product Dimensions:

Height: 39 3/4

Width: 27

Depth: 33 5/16

Additional Information:

[Use And Care Guide](#)

[Dimension Guide](#)

[Installation Guide](#)

[Energy Guide](#)

[Warranty Certificate](#)

Available in:

- ☒ Chrome Shadow
- ☐ White

INVESTED
IN
AMERICA



©Registered trademark/TM Trademark of Whirlpool, U.S.A. © 2016 Whirlpool Corporation. All Rights Reserved.
All other trademarks are owned by their respective companies.
Because Whirlpool Corporation policy includes a continuous commitment to improve our products, we reserve the right to change materials and specifications without notice. We also reserve the right to discontinue or transition products without notice.
Manufacturer's Suggested Retail Price (MSRP) and Minimum Advertised Price (MAP) provided for reference purposes only. Dealer alone determines advertised and retail prices.
Created On: Wednesday, December 14, 2016 18:12:43

To BE INSTALLED BY PURCHASER AFTER CLOSING


HAMPTON
SUITE 403/404-

have

Silhouette

TUSCANY

15" wine cooler - DWC031D1BSSPR



PRODUCT DESCRIPTION

This is the sleek and slim wine cellar that's light on width but heavy on style. Tuck your reds or whites away safely behind the tempered glass door and fully extend the smooth shelving to effortlessly examine which bottle you'll indulge in next.

SPECIFICATIONS

Dimensions

Width	38.00cm	14.96"
Depth	65.00cm	25.59"
Height	86.50cm	34.06"

Capacity

Volume	87.80liters	3.1 cu.ft.
Bottle Capacity (750mL)		28

Temperature Range

Temperature	Low: 39 °F	High: 64 °F
-------------	------------	-------------

WARRANTY

The Silhouette Professional DWC031D1BSSPR model comes with a 24-month in-home warranty on parts and labour. Installation and yearly maintenance (cleaning) of the fridge are not covered under the warranty.

Silhouette
PROFESSIONAL

Where some see room for an appliance;
We see room for an experience

www.silhouetteappliances.com

Danby Products Inc., PO Box 669, Findlay, OH USA, 45840 (419) 425-8627 FAX: (419) 425-8629
We can make elegance look effortless, but it is always evolving. This is why our specifications may also change along the way, so these specifications are subject to change without notice. MSRP is Manufacturer's Suggested Retail Price and may not necessarily be the price at which the product is sold.

HAMPTON

SUITE 403/404


TO BE INSTALLED BY PURCHASER AFTER CLOSING

SHARP

MSRP

SMD2477ASC

24-INCH MICROWAVE DRAWER® OVEN



TAKE YOUR MICROWAVE TO A BETTER PLACE

It's your kitchen, your design and your lifestyle. Sharp's Microwave Drawer Oven allows you to focus on the design elements you prefer by removing the microwave from sightlines and enabling more design versatility. The Microwave Drawer offers flexible placement options below an island, peninsula, or standard cabinetry, and can also be installed adjacent to your wall oven. The Microwave Drawer allows you to showcase your design savvy and create a kitchen that flows with your lifestyle.

Sharp introduces the next generation of this successful appliance—model SMD2477ASC—a 24" microwave drawer with a simpler and a sleeker design to match more built-in appliances.

Design Flexibility

Sharp's Microwave Drawer product expands the option for microwave placement in almost any kitchen plan—it's a perfect choice for open-plan kitchens, islands, peninsulas, and a great addition to wet bars, family rooms and home theatres.

Location and Counter Space Saving

You may place the drawer under a counter, cooktop or wall oven or above a warming drawer without a built-in kit, additional trim or venting. Sharp microwave drawer provides the best solution for a cleaner, uncluttered counter space.

Specifications

TECHNICAL SPECIFICATIONS

Size	24" wide
Microwave Capacity	1.2 cu.ft
Microwave Power	950 watts
Control Panel	Digital LCD Display
Control Type	Hidden Control Panel
Drawer Opening	AutoTouch™ System
Power Level	11
Sensor Cook, Reheat, Popcorn Settings	13
Reheat Auto Settings	2
Defrost Auto Settings	6
Keep Warm Setting	Yes, up to 30 min.
Melt / Soften / Settings	Yes
Beverage Setting	Yes
Programmable Stages	Yes, 4
Digital Clock	Yes
Kitchen Timer	Yes
Child Lock	Yes
+30 sec	Yes
Interior Oven Light	Yes

TECHNICAL SPECIFICATIONS CONTINUED

Demonstration Mode	Yes
Built-In Ready	Yes
Available Colour	Stainless Steel
Accessory	SKMD24F0AS
DIMENSIONS/WEIGHT(Inches/lbs.)	
Cut-out Dimension	22 1/8" x 15 9/16"
Product Dimension	23 7/8" x 23 1/64" x 15 7/8"
Box Dimension	29.8" w x 27.9" x 21.9"
Net Weight	74 lb.
Gross Weight	85.8 lb.
POWER/SAFETY	
Power / Ratings	120V, 60Hz
Ratings	1.67Kw, 14.5Amps
Safety Compliance	FCC, DHHS, cUL
WARRANTY/UPC	
Warranty	1 year parts & labour with in-home service; 4 additional years for magnetron tube only
UPC	074000619944

HAMPTON

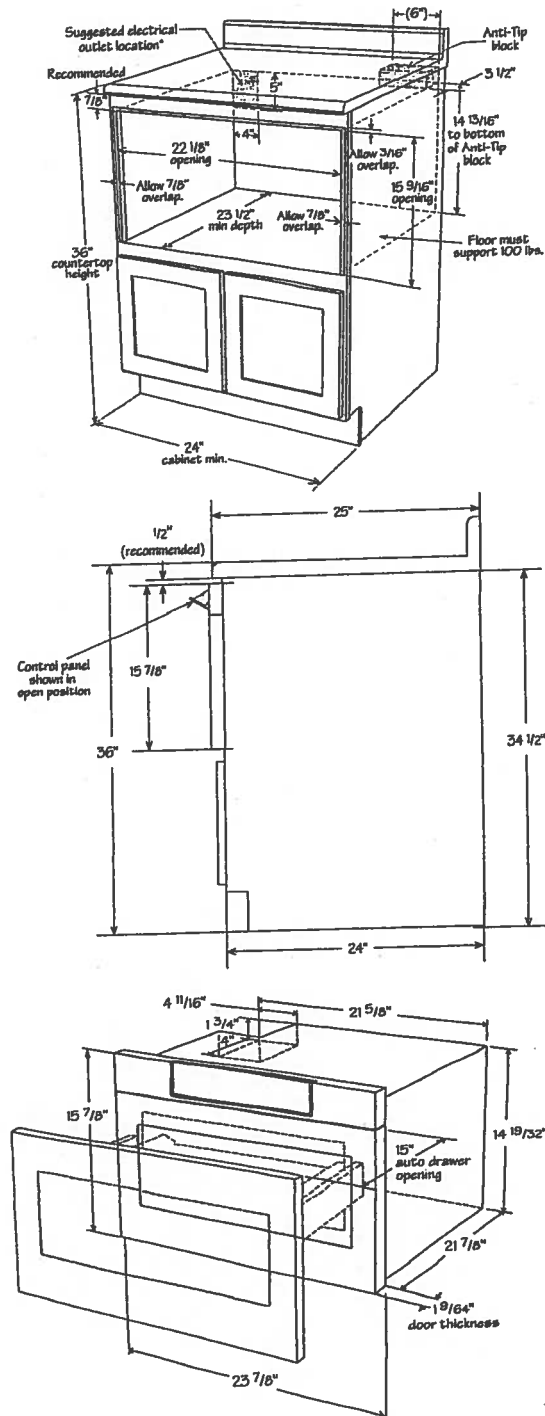
SUITE 403/404

TO BE INSTALLED BY PURCHASER AFTER CLOSING

SHARP

SMD2477ASC

Installation Guide



SUITE 403/404

HAMPTON

*POWDER ROOM

*MAIN BATH

*MASTER ENSUITE **CALI®**

4.8Lpf / 1.28Gpf 1PC 16⁷/₈" HIGH ELONGATED

☐ 4710BOV Lined Tank

☒ 4710BOVU Unlined Tank

Product Specs:

- High efficiency toilet
- 4.8Lpf/1.28Gpf
- Elongated bowl with concealed skirted trapway
- Vitreous china
- 16⁷/₈" Plus Height bowl
- Soft white tank lever
- 12" (305mm) Rough-in
- 2" Fully glazed ball pass trapway
- 3" Flapper
- Siphon jet flush action
- Water surface (240mm x 170mm) 9¹/₂" x 6¹/₂"
- Decorative chrome and soft white side caps included
- Smooth close toilet seat included



Overall Dimensions:

392mm (W) x 725mm (D) x 760mm (H)

15¹/₂" (W) x 28¹/₂" (D) x 29³/₈" (H)

Compliance Certifications:

Meets or exceeds the following:

- IAPMO cUPC
- US EPA WaterSense
- ASME A 12.19.2 / CSA B45.1-2013
- ADA Guidelines & ANSI A117.1
- MaP Tested 1000g
- LEED Compliant

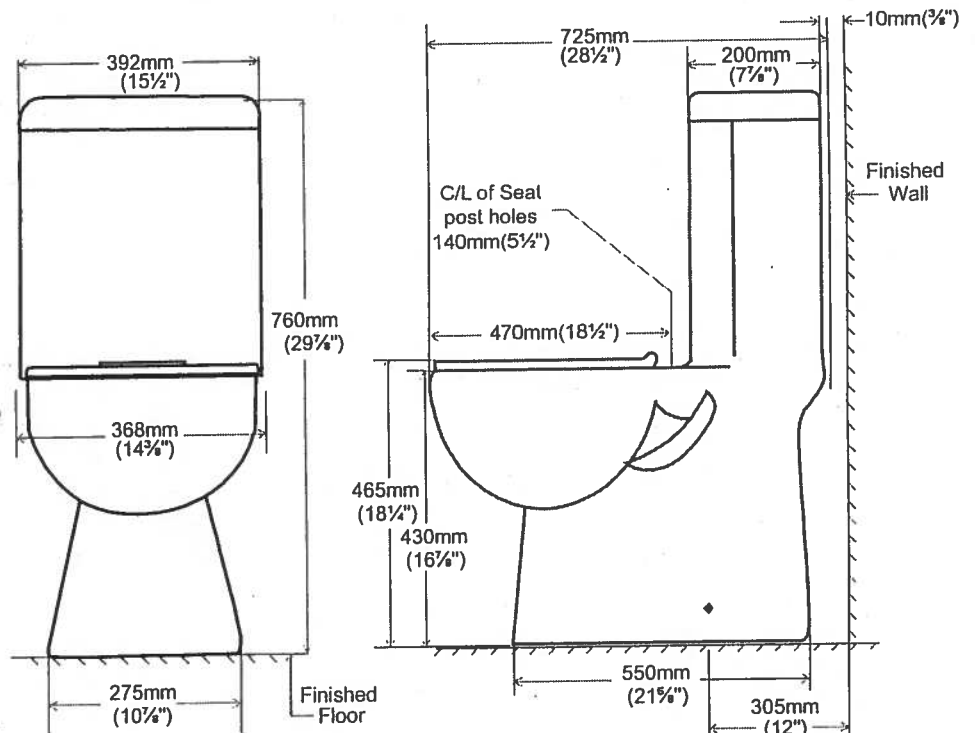
Shipping:

Cube 9.39

GW 92.50lbs

Notes:

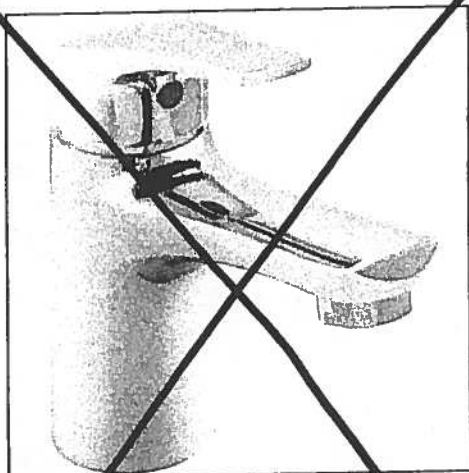
This toilet is designed to rough-in at a minimum dimension of 305mm (12") from finished wall to C/L of outlet. Supply line not included with fixture and must be ordered separately. Important: Dimensions of fixtures are nominal and may vary within the range of tolerances established by ASME standard A112.19.2. These measurements are subject to change or cancellation. No responsibility is assumed for use of superseded or voided pages. Products are designed to comply ADA/ANSI A117.1 Standard. It shall be the responsibility of the installer to comply with the local disability codes and standards prior to installing the product.



contrac.

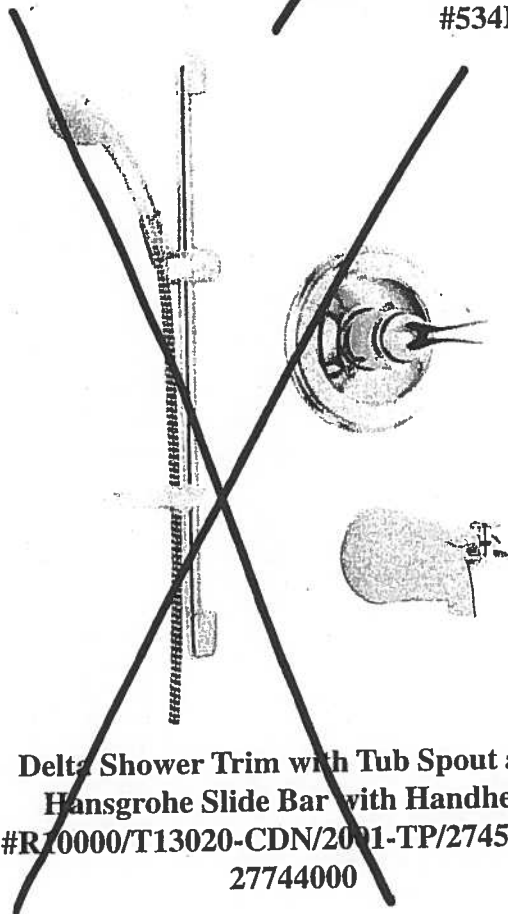
5970 Chedworth Way, Unit A, Mississauga, ON, Canada L5R 3V5
www.contrac.ca

Revised: January 2016

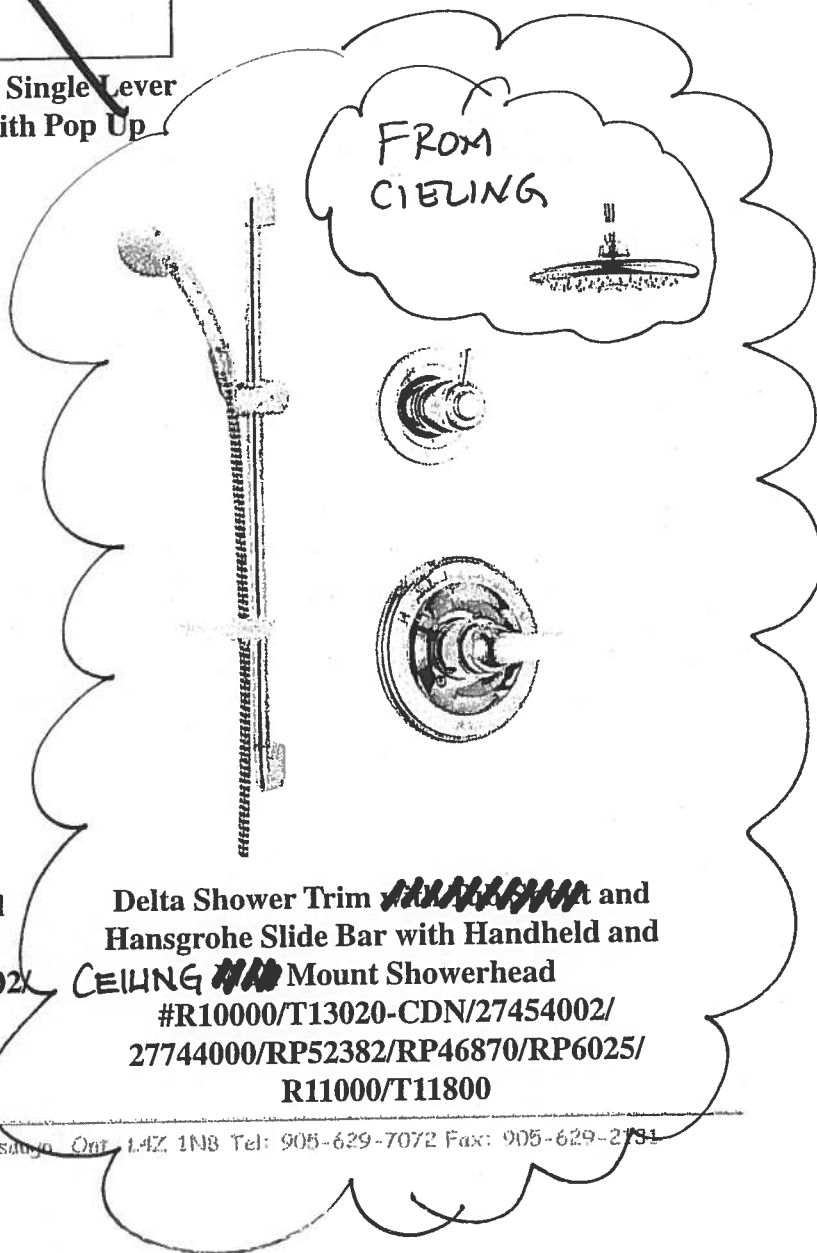


Delta Wynne Chrome Single Lever
Lavatory Faucet With Pop Up
#534LF

MASTER ENSUITE



Delta Shower Trim with Tub Spout and
Hansgrohe Slide Bar with Handheld
#R10000/T13020-CDN/2001-TP/27454002/
27744000

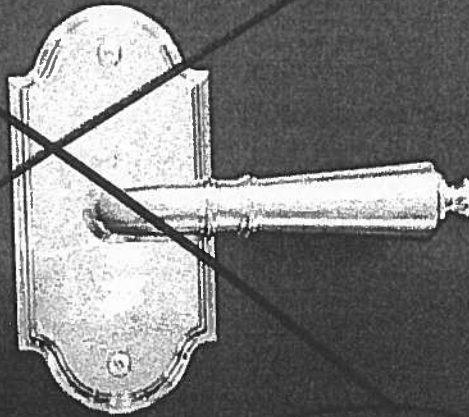


Delta Shower Trim ~~with Tub Spout~~ and
Hansgrohe Slide Bar with Handheld and
CEILING ~~Mount~~ Showerhead
#R10000/T13020-CDN/27454002/
27744000/RP52382/RP46870/RP6025/
R11000/T11800

HAMPTON-SUITE 403/404




MORGAN VAUGHAN



MR 390 MAP

MODERN
AURDM AUR 910 FAX
(UPGRADE)



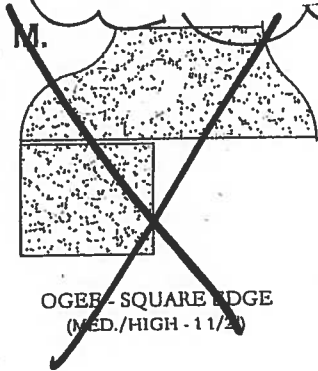
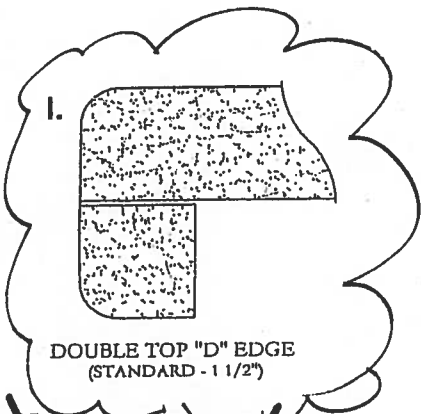
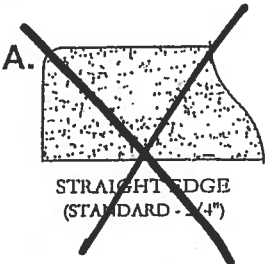
Countertop Edges

* SUITE 403/404 *

CONNOLLY Marble & Granite Ltd.

EDGE
DETAILS


004



- * KITCHEN ✓
- * POWDER ROOM ✓
- * MAIN BATH ✓
- * MASTER ENSUITE ✓



EDGING UP-GRADE OPTIONS

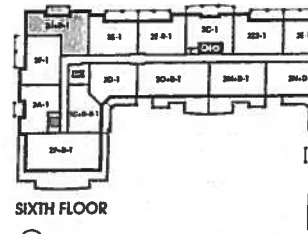
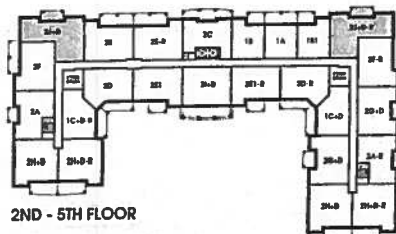
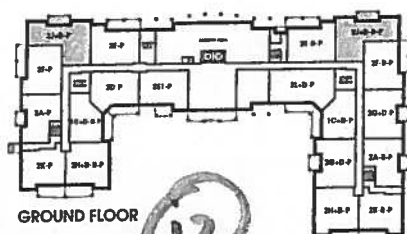
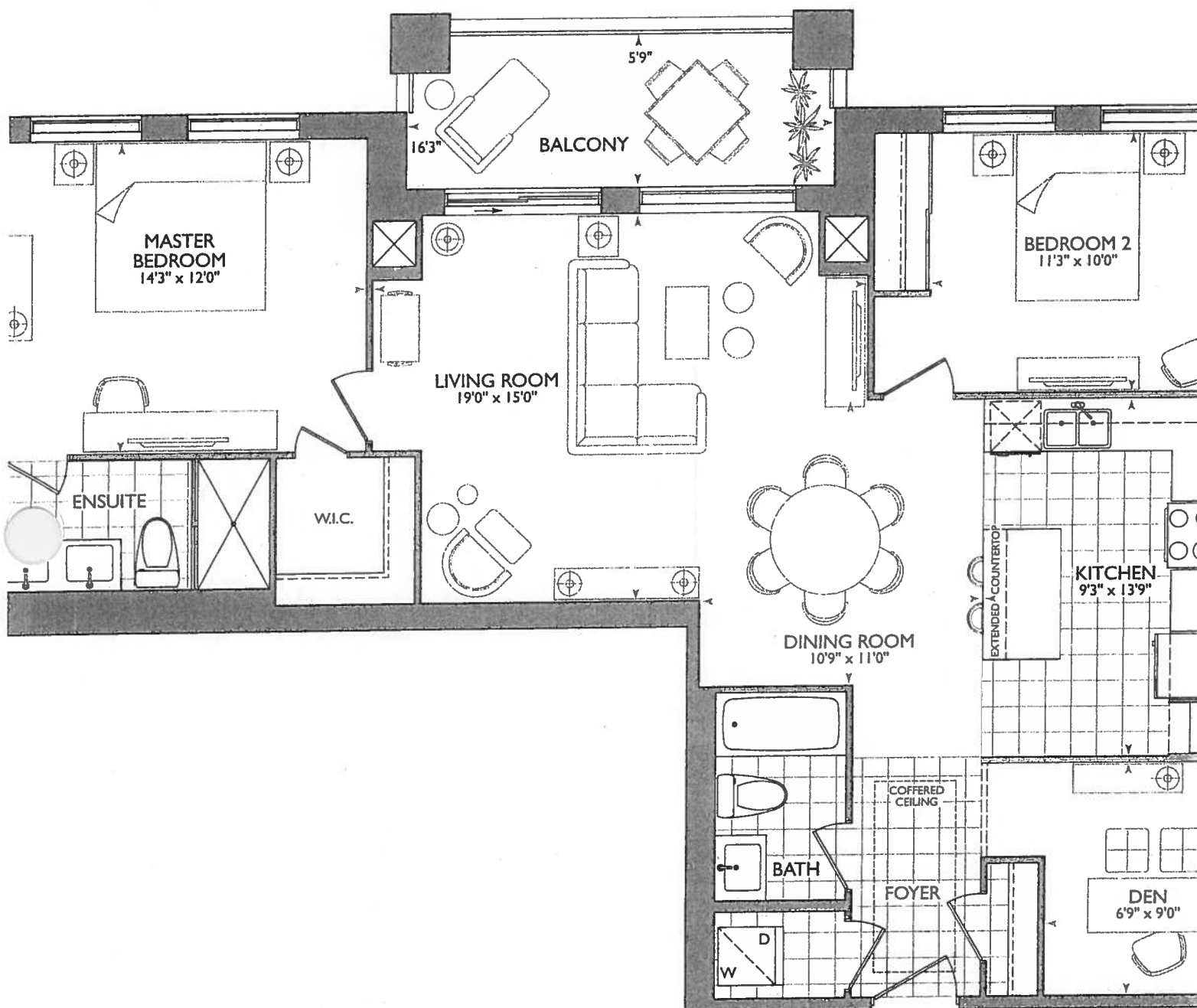


Laurel

SUITE 400

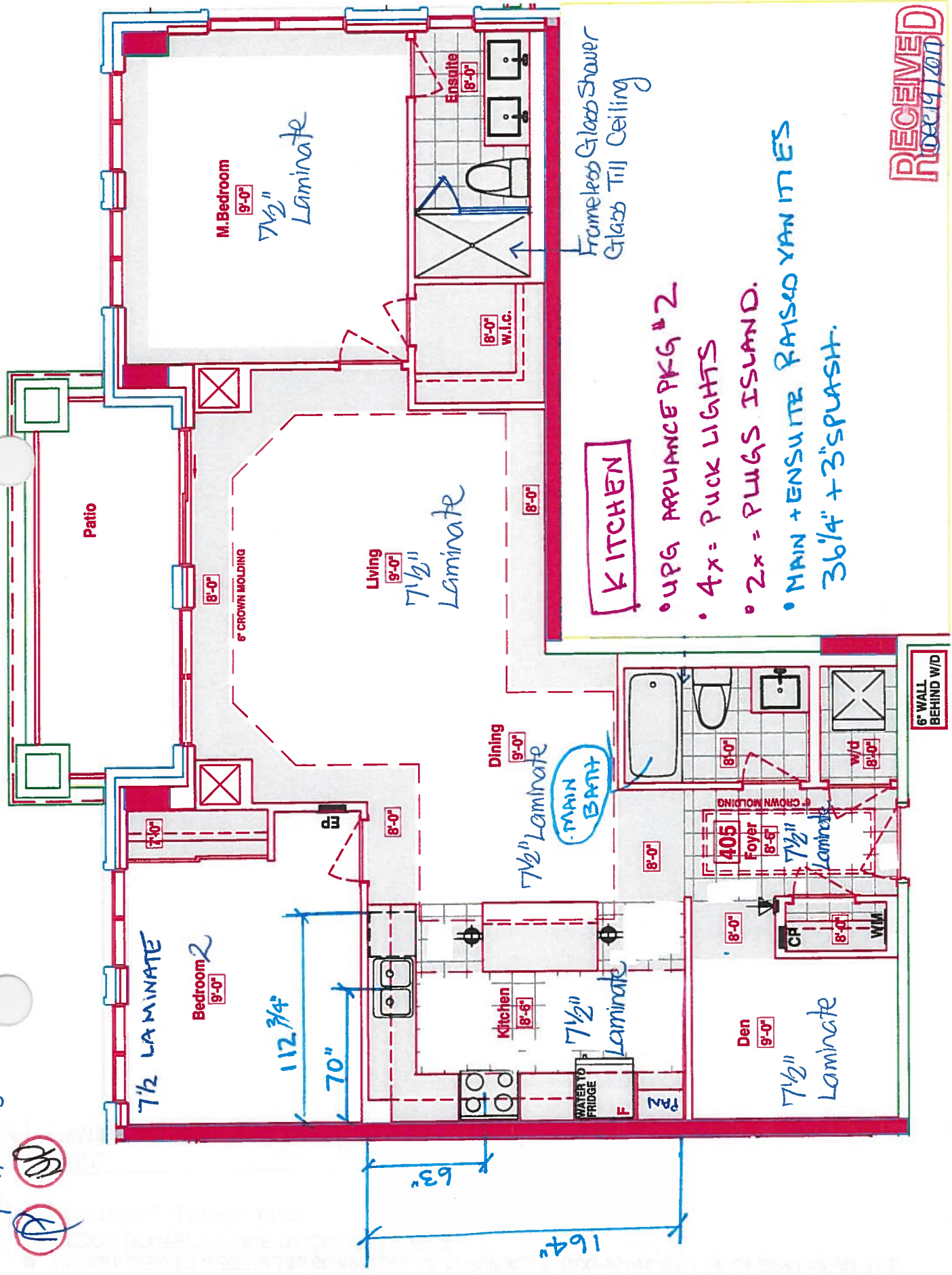
ORIGINAL LAYOUT

1,230 SQ FT *plus 91 sq. ft. of balcony area*



January 11, 2018

- * Tower + Kitchen: 11/10/18 Upgrade Laminate Flooring Throughout
- * Master Ensuite: Upgrade Frameless Glass Enclosure, Touch Ceiling
- * Delete Mirrors at Main Bath and Master Ensuite
- * Delete Ceramic Accessories at Main Bath & Master Ensuite



SUITES 405 - LAUREL

Royal Pine Homes 25 Baker Hill Blvd - Stouffville, ON Dec 19, 2017



Back
SITE COPY

CONSTRUCTION SUMMARY

Hampton Place

PURCHASERS: ANDREW PERLEY and DIANE PERLEY TEL: RES.: 905-642-0345 BUS.: 416-418-3087

LOT NUMBER	PHASE	HOUSE TYPE	CLOSING DATE
405	1	LAUREL	09-Oct-18

Offer Workshee	TANDEM PARKING SPACE IN LIEU OF SINGLE PARKING SPACE Note:
-------------------	---

Workshee	PURCHASER TO RECEIVE \$5,000(INCLUDES APPLICABLE TAXES) WORTH OF UPGRADES AT THE DECOR CENTER AT TIME OF COLOUR CHART. Note:
----------	---

Offer Workshee	ADDITIONAL - LOCKER UNIT Note:
-------------------	-----------------------------------

Offer Upgrade	WATER LINE TO FRIDGE Note:
------------------	-------------------------------



SITE COPY

CONSTRUCTION SUMMARY

Hampton Place

PURCHASERS: ANDREW PERLEY and DIANE PERLEY

TEL: RES.: 905-642-0345 BUS.: 416-418-3087

LOT NUMBER	PHASE	HOUSE TYPE	CLOSING DATE	
405	1	LAUREL	09-Oct-18	

Date Added: 11-Jan-18 Invoice Number: 7082

1 - FOYER & KITCHEN - Install STANDARD LAMINATE FLOORING throughout Foyer and Kitchen in lieu of Standard Porcelain Tiles (See

1 - KITCHEN & BATHROOMS - SEE QUALITY TOPS & KITCHENS FOR ALL KITCHEN & BATHROOMS UPGRADES / LAYOUTS - Upgrade Package #1 (See Attached QTK Paperwork)
Note:

1 - KITCHEN - CABINETRY HARDWARE - Install UPGRADE PACKAGE # 1 HARDWARE - STYLE # 527-160 - To be installed throughout kitchen cabinetry, where applicable. (See Sketch)
Note:

1 - DISCLAIMER - STONE COUNTERTOP;
KITCHEN - Stone slabs vary in size & all seams are visible & the fabricator reserves the right to position the seams as necessary.
Note:

1 - KITCHEN - Kitchen Sink - Install Standard Undermount Sink - BLANCO Horizon Plus U2 Undermount Sink (8") - Model # 401234
Note:

1 - KITCHEN - Kitchen Faucet - Install Standard Faucet - DELTA Chrome Pull-Out Kitchen Fuacet (Single Hole) - Model # 469LF - Chrome
Note:

1 - APPLIANCE PACKAGE - Install Upgrade Appliance Package - UPGRADE PACKAGE #2 - To be installed throughout suite, where applicable. (See Sketch)

1 - MAIN BATH & MATSER ENSUITE - Install RAISED VANITY HEIGHTS at Main Bath and Master Ensuite Vanities, where applicable. (See Attached QTK Paperwork)
Note:

1 - CLARIFICATION;
MAIN BATH & MASTER ENSUITE - Install Standard 3" Splash throughout Main Bath and Master Ensuite Vanity Countertops, where applicable. (See Sketch)
Note:

1 - DISCLAIMER - STONE COUNTERTOP;
MAIN BATH & MASTER ENSUITE - Stone slabs vary in size & all seams are visible & the fabricator reserves the right to position the seams as necessary.
Note:

1 - MASTER ENSUITE - Install UPGRADE FRAMELESS GLASS ENCLOUSRE at Master Ensuite Shower Stall. Glass To Extend Up to TOUCH the ceiling. (See Sketch)
Note:

1 - CLARIFICATION;
MAIN BATH & MASTER ENSUITE - Install Standard Plumbing Fixtures throughout Main Bath and Master Ensuite, where applicable (See Sketch)

1 - CLARIFICATION;
MAIN BATH & MASTER ENSUITE - DELETE Do Not Install / Supply / Credit Purchaser for builders standard ceramic bathroom accessories (toilet paper, towel bar & soap dish) throughout all bathrooms where applicable
Note: To Include; Main Bath & Master Ensuite (See Sketch)

1 - CLARIFICATION;
MAIN BATH & MASTER ENSUITE - DELETE Do Not Install / Supply / Credit Purchaser for builders standard Bathroom Mirrors, throughout all bathrooms, where applicable. To Include; Main Bath and Master Ensuite. (See Sketch)
Note:



SITE COPY

CONSTRUCTION SUMMARY

Hampton Place

PURCHASERS: ANDREW PERLEY and DIANE PERLEY

TEL: RES.: 905-642-0345 BUS.: 416-418-3087

LOT NUMBER	PHASE	HOUSE TYPE	CLOSING DATE	
405	1	LAUREL	09-Oct-18	

Date Added: 11-Jan-18 Invoice Number: 7082


1 - REFERRAL FEE - PURCHASER HAS APPLIED \$1,000.00 (Includes Taxes) REFERRAL FEE TOWARDS THE PURCHASE OF UPGRADES COMPLETED AT THE DECOR CENTRE.

1 - BONUS PACKAGE - PURCHASER HAS APPLIED \$5,000.00 (Includes Taxes) WORTH OF UPGRADE PROMOTIONAL PACKAGE TOWARDS THE PURCHASE OF UPGRADES COMPLETED AT THE DECOR CENTRE.
Note:

1 - PURCHASER HAS ATTENDED A COLOR APPOINTMENT AT THE DECOR CENTRE AND HAS DECLINED ANY ADDITIONAL UPGRADES. Purchaser accepts and acknowledges that there will be no further changes/additions/deletions to be made upon signing on January 11,2018
Note:

1 - PURCHASER AWARE AND ACCEPTS THAT ANY CHANGES MADE TO UPGRADES AFTER SIGNING THIS PURCHASERS EXTRA FORM ARE SUBJECT TO A MINIMUM ADMINISTRATION FEE OF \$1,000 PLUS A 10% HOLDBACK FEE.
Note:

This Document is Extremely Time Sensitive - Printed 26 Feb 18 at 15:20



*** INTERIOR CUR SCHEME ***

Decor Consultant

Melissa Di Marino

LAUREL

(905) 642-0345 / (416) 418-3087

Hampton Place

09/10/2018

405

Flooring

—Wall Tile

<u>Description</u>
13x13 RUSTIC GREY (STD)

13x13 RUSTIC GREY (STD)

N/A

7 1/2" TorleysForest - Okanogan 9742P (UPG)

7 1/2" TorleysForest - Okanogan 9742P (UPG)

8x8 BEHRAM PINK (STD)

7 1/2" TorleysForest - Okanogan 9742P (STD)

7 1/2" TorneysForest - Okanogan 9742P (STD)

7 1/2" TorleysForest - Okanogan 9742P (STD)

7 1/2" TorleysForest - Okanogan 9742P (STD)

7 1/2" TorleysForest - Okanogan 9742P (STD)

N/A

Notes

Page 1 of 3

Consultant:

Melissa Di Maíno

Purchaser:

ANDREW PERLEY

Purchaser:

DIANE PERLEY

Vendor:

Hampton Place

Lot: 405 Project: Hampton Place Model: LAUREL

Printed Jan 11, 2018 12:19 pm



* INTERIOR CLOSING SCHEME *

Purchasers		Decor Consultant	Model Type	Telephone Res. / Bus	Project	Closing Date	Unit
ANDREW PERLEY & DIANE PERLEY		Melissa Di Marino	LAUREL	(905) 642-0345 / (416) 418-3087	Hampton Place	09/10/2018	405

Page 2 of 3

CABINETS, VANITIES AND COUNTERTOPS

APPLIANCE PACKAGE					
Style	Countertop	Counter Edge	Handle / Knob		
MAIN BATHROOM	CATEGORY 2 - MAPLE - PISTACHIO QT 2503 (STD)	<input checked="" type="checkbox"/>	ASPEN TRIBECA (STD)	<input checked="" type="checkbox"/> A " EDGE (STD)	B603-SC
MASTER ENSUITE	CATEGORY 1 - FIBERBOARD - WHITE QT 1203 (STD)	<input checked="" type="checkbox"/>	ASPEN TERRA WHITE (STD)	<input checked="" type="checkbox"/> A " EDGE (STD)	B603-SC
POWDER ROOM	N/A	<input checked="" type="checkbox"/>	N/A	N/A	N/A
KITCHEN / DINETTE	CATEGORY 1 - FIBERBOARD - WHITE QT 1203 (STD)	<input checked="" type="checkbox"/>	ASPEN TERRA WHITE (STD)	<input checked="" type="checkbox"/> A " EDGE (STD)	527-160(Upg)
LAUNDRY ROOM	N/A	<input checked="" type="checkbox"/>	N/A	N/A	N/A
		<input checked="" type="checkbox"/>			
		<input checked="" type="checkbox"/>			

Upgrade Package #2

Std 31in Opening

APPLIANCE PACKAGE

Upgrade
Package #2

Std 31in Opening

PLUMBING FIXTURES

KITCHEN	
Sink Model	<input checked="" type="checkbox"/> STANDARD
Sink Faucet	<input checked="" type="checkbox"/> STANDARD
TOILETS	
Master Ensuite	<input checked="" type="checkbox"/> STANDARD
Main Bathroom	<input checked="" type="checkbox"/> STANDARD
Powder Room	N/A
VANITY FAUCETS	
Master Ensuite	<input checked="" type="checkbox"/> STANDARD
Main Bathroom	<input checked="" type="checkbox"/> STANDARD
Powder Room	N/A
VANITY SINKS	
Master Ensuite	<input checked="" type="checkbox"/> STANDARD
Main Bathroom	<input checked="" type="checkbox"/> STANDARD
Powder Room	N/A
SHOWER STALL / TUBS	
Master Ensuite Shower Stall	<input checked="" type="checkbox"/> STANDARD
Master Ensuite Tub	<input checked="" type="checkbox"/> N/A
Main Bathroom Tub	<input checked="" type="checkbox"/> STANDARD

Trim

Baseboard & Casing	<input checked="" type="checkbox"/> STANDARD
Interior Doors	<input checked="" type="checkbox"/> STANDARD - CARRARA, SMOOTH
Cornice Moulding / Medallion	
Foyer	<input checked="" type="checkbox"/> STANDARD - #CTR-611
Living Room	<input checked="" type="checkbox"/> STANDARD - #CTR-611
Dining Room	<input checked="" type="checkbox"/> STANDARD - #CTR-611
Den	NONE
Master Bedroom	NONE
Bedroom 2	NONE
Bedroom 3	N/A

Levers

Door Height	<input checked="" type="checkbox"/> STANDARD
-------------	--





Fireplace

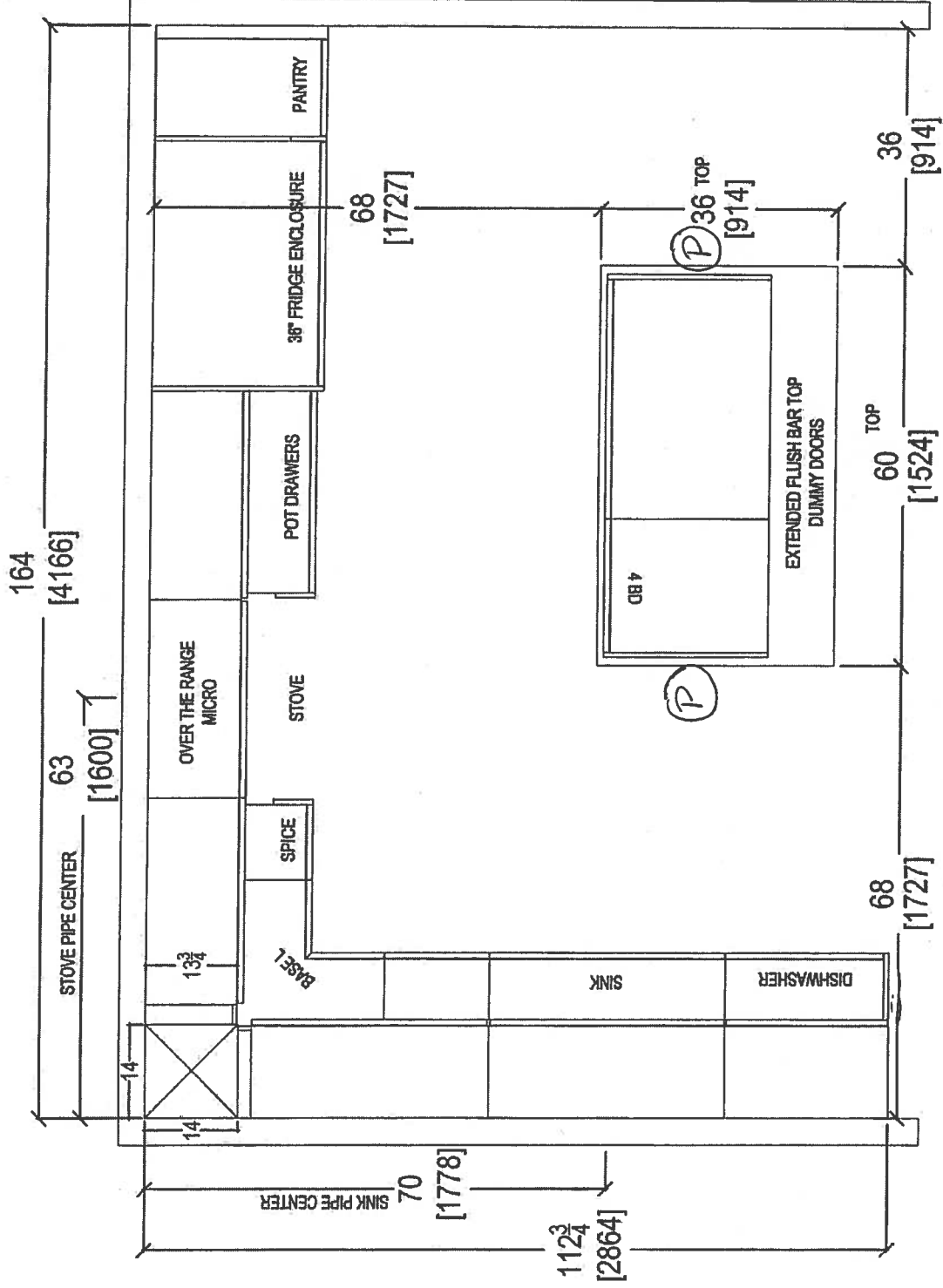
Fireplace	N/A
Location Flooring	N/A
Style	N/A
Finish	N/A
Marble	N/A
Hearth	N/A

Paint Throughout


Walls	<input checked="" type="checkbox"/> STANDARD - BIRCH WHITE
Trim	<input checked="" type="checkbox"/> STANDARD - WHITE

Page 2 of 3

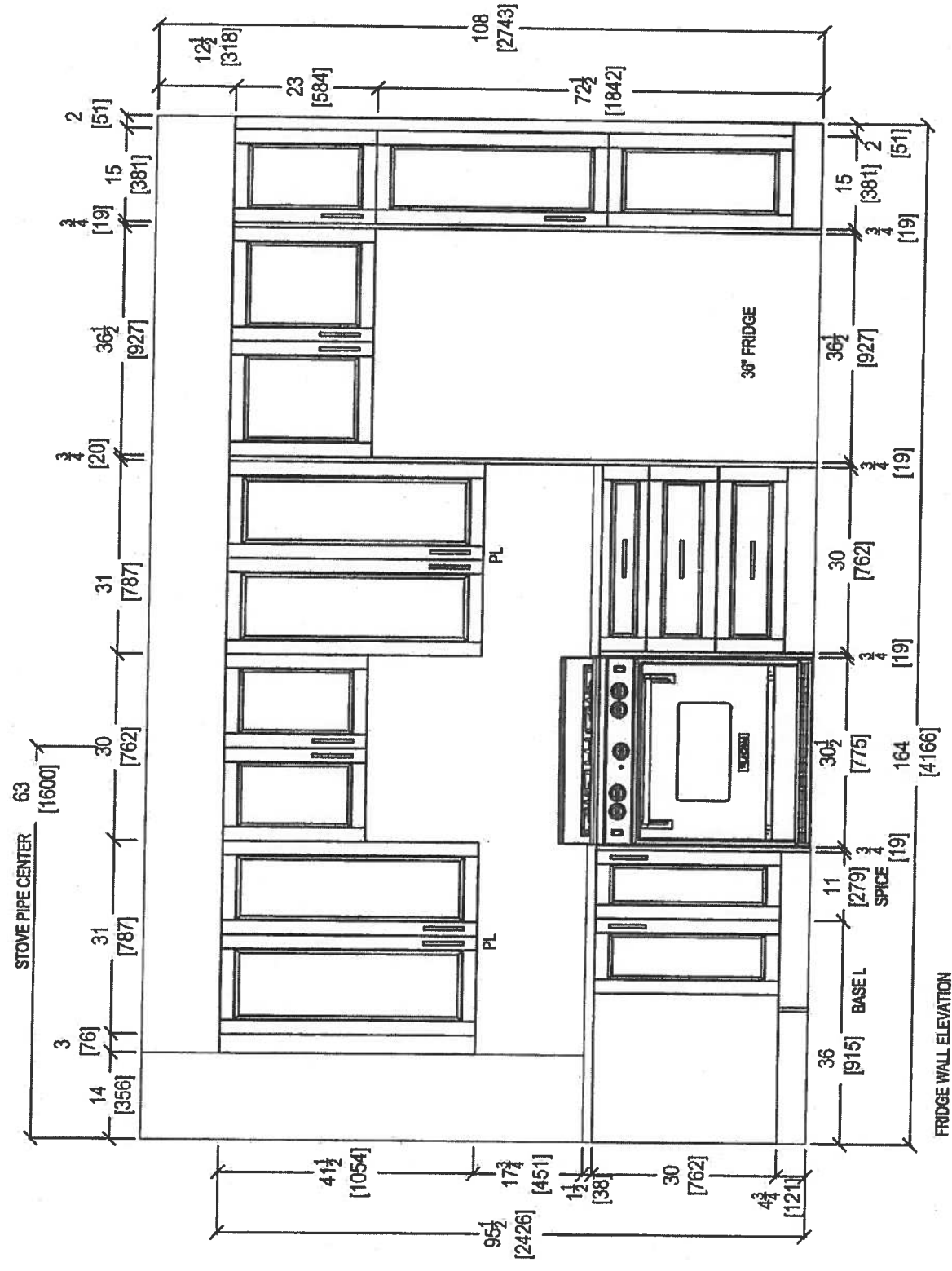
Decor Consultant:  Melissa Di Marino
Purchaser:  ANDREW PERLEY
Purchaser:  DIANE PERLEY
Vendor:  Hampton Place
Printed Jan 11, 2018 12:19 pm



80 SANTE DRIVE, VAUGHAN, ON L4K 3C4,
T: 416.746.1811 F: 905.781.5901

 <i>your kitchen. your taste.</i> 80 SANTE DRIVE, VAUGHAN, ON L4K 3C4, T: 416.748.1811 F: 905.781.5901	CLIENT: ROYAL PINE HOMES		UNITA CS-MP		ROOM: KITCHEN FLOOR PLAN		DRAWN BY: SK		COMMENTS: PLEASE NOTE ALL DIMENSIONS ARE NOT FINAL AND ARE SUBJECT TO CHANGE UPON FINAL SITE MEASURE
	SITE: HAMPTON PLACE		DOOR STYLE: —		DOOR HANDLE: —		SCALE: 1/2" = 1'-0"		
	PHONE: —		FINISH: —		DRW HANDLE: —		DATE: JAN 24, 2018		
	EMAIL: —		SPECIES: —		TOP: —		PAGE: —		

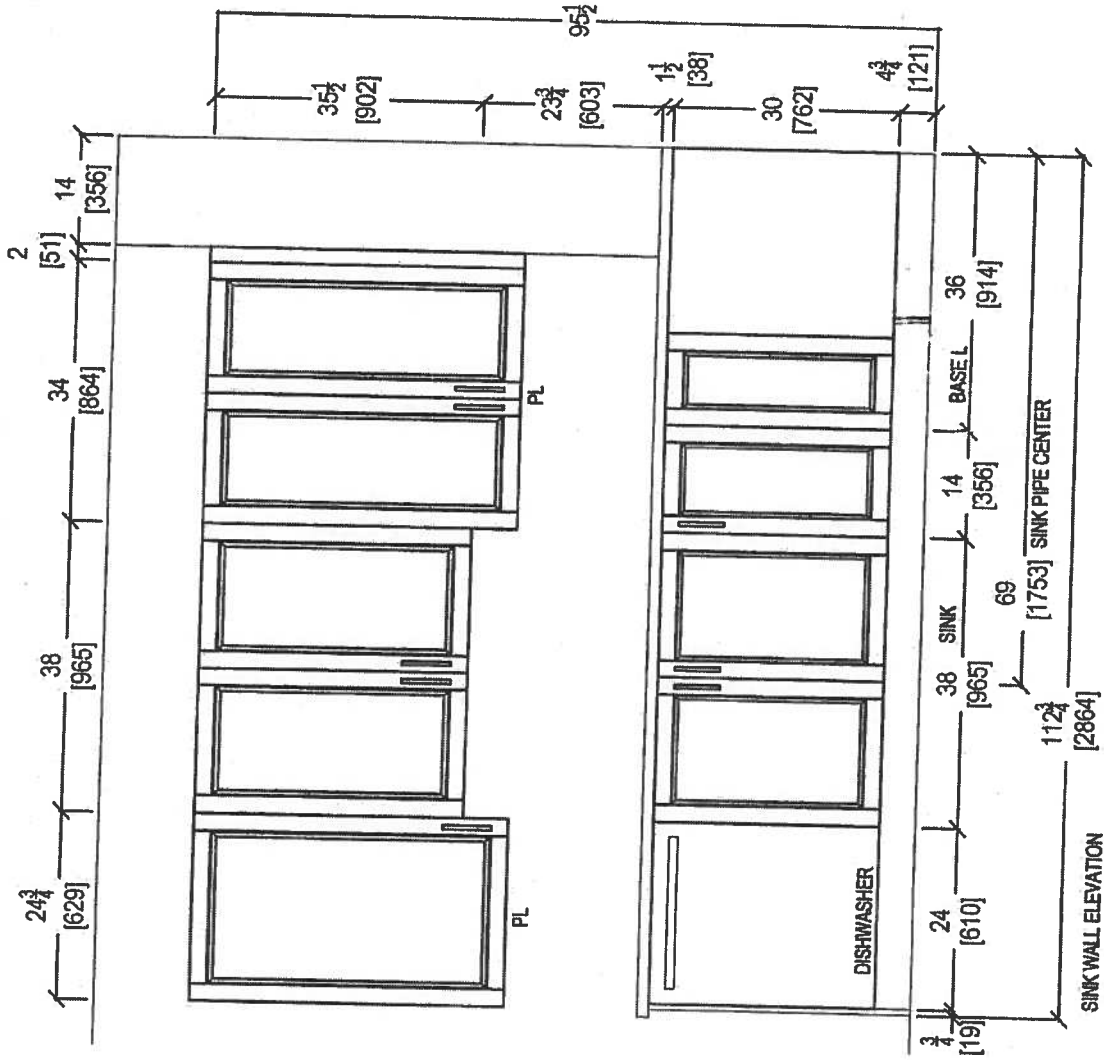
Suite 405 Hampton PL-Pucl Light (x4)



QIK
your kitchen, your taste
80 SANTE DRIVE, VAUGHAN, ON L4K 3C4,
T: 416.748.1811 F: 905.761.5801

CLIENT: ROYAL PINE HOMES	UNIT 405 HMP	ROOM: KITCHEN	DRAWN BY: SK	COMMENTS: PLEASE NOTE ALL DIMENSIONS ARE NOT FINAL AND ARE SUBJECT TO CHANGE UPON FINAL SITE MEASURE
SITE: HAMPTON PLACE	DOOR STYLE: —	DOOR HANDLE: —	SCALE: 1/2" = 1' - 0"	
PHONE: —	FINISH: —	DRW HANDLE: —	DATE: JAN 24, 2018	
EMAIL: —	SPECIES: —	TOP: —	PAGE: —	

Write 405 Hampton PL-Poc Light (x4)

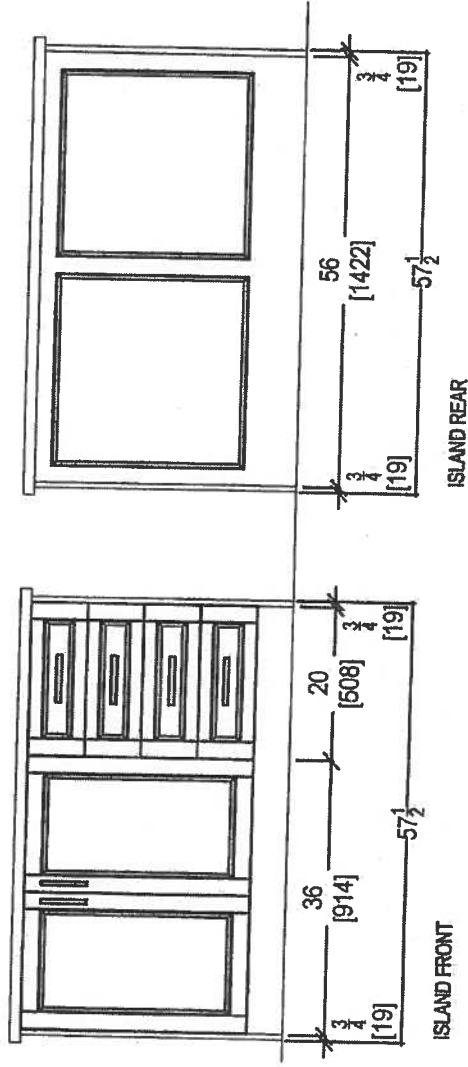


QTK
your kitchen, your taste.
80 SANTE DRIVE, VAUGHAN, ON L4K 3C4,
T: 416.746.1811 F: 905.781.5901

CLIENT: ROYAL PINE HOMES	UNIT 405 HMP	ROOM: KITCHEN	DRAWN BY: SK
SITE: HAMPTON PLACE	DOOR STYLE: —	DOOR HANDLE: —	SCALE: 1/2" = 1' - 0"
PHONE: —	FINISH: —	DRW HANDLE: —	DATE: JAN 24, 2018
EMAIL: —	SPECIES: —	TOP: —	PAGE: —

COMMENTS:

PLEASE NOTE ALL DIMENSIONS
ARE NOT FINAL AND ARE
SUBJECT TO CHANGE UPON
FINAL SITE MEASURE



80 SANTE DRIVE, VAUGHAN, ON L4K 3C4.
T: 416.746.1811 F: 905.761.5901

CLIENT: ROYAL PINE HOMES

SITE: HAMPTON PLACE

PHONE: --

EMAIL: --

UNIT 405 HMP

DOOR STYLE: --

FINISH: --

SPECIES: --

ROOM: KITCHEN

DOOR HANDLE: --

DRW HANDLE: --

TOP: --

DRAWN BY: SK

SCALE: 1/2" = 1' - 0"

DATE: JAN 24, 2018

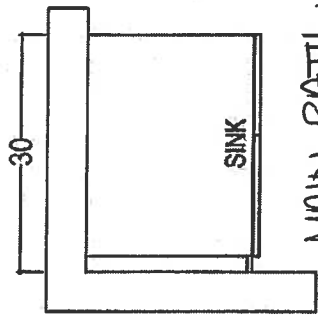
PAGE: --

COMMENTS:

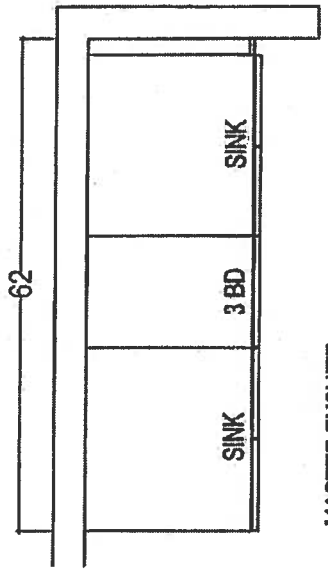
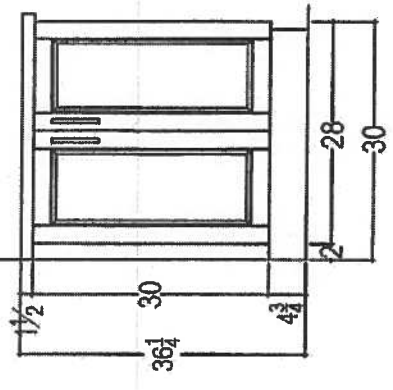
PLEASE NOTE ALL DIMENSIONS
ARE NOT FINAL AND ARE
SUBJECT TO CHANGE UPON
FINAL SITE MEASURE

JULIE TODS-HAMPTON

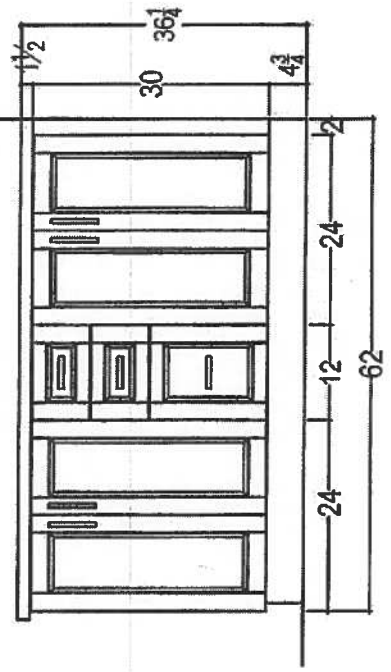
* Install 3" Splash *



MAIN BATH
Raised Height



MASTER ENSUITE
Raised Height




80 SANTE DRIVE, VAUGHAN, ON L4K 3C4,
T: 416.746.1811 F: 905.781.5901

CLIENT: ROYAL PINE HOMES SITE: HAMPTON PLACE PHONE: — EMAIL: —	LAUREL 2J+D UPGRADE PKG 2	ROOM:	VANITIES	DRAWN BY: SK	COMMENTS: PLEASE NOTE ALL DIMENSIONS ARE NOT FINAL AND ARE SUBJECT TO CHANGE UPON FINAL SITE MEASURE
	DOOR STYLE: —	DOOR HANDLE: —	SCALE: 1/2" = 1'-0"		
	FINISH: —	DRW HANDLE: —	DATE: AUG 4, 2017		
	SPECIES: —	TOP: —	PAGE: —		

KRFC302ESS

22 cu.ft. 36-Inch Width Counter Depth French Door Refrigerator
with Interior Dispense



KRFC302ESS

Key Features:

- ExtendFresh™ Temperature Management System
- Interior Water Dispenser
- Professionally-Inspired Design
- Produce Preserver
- Humidity-Controlled Crispers
- FreshChill™ Temperature-Controlled Full-Width Pantry
- Pull-Out Tri-Level Freezer Drawer
- SatinGlide® System
- LED Lighting
- Star-K Certified
- Automatic Ice Maker
- Max Cool

INSIDE ADVANTAGE



<http://www.insideadvantage.com>

Product Dimensions:

Height: 72
Width: 35 3/4
Depth: 30 1/4

Electrical Requirements:

15 Amps.

Available In:

- ☐ Stainless Steel
- ☒ Black
- ☐ White

MADE IN
AMERICA

Suite 405
Hampton

Upgrade
Package 2



Suite 405 Hampton Upgrade Package 2




KSEB900ESS

KitchenAid®

36 Inch 5-Element Electric Convection Slide-In
Range with Baking Drawer

<http://www.kitchenaid.com>



Key Features:

- Baking Drawer
- Even-Heat™ True Convection
- Wireless Probe
- Steam Rack
- 7.1 Cu Ft. Total Capacity
- 5 Cooking Elements Including a Warm Zone
- EasyConvect™ Conversion
- FIT Guarantee
- Aqualift®
- Glass Touch Controls
- Side Trim Accessory Kit

Product Dimensions:

Height: 36

Width: 29 7/8

Electrical Requirements:

40 Amps.

Additional Information:

[Use And Care Guide](#)

[Dimension Guide](#)

[Installation Guide](#)

[Warranty Certificate](#)

Available in:


- Black
- Stainless Steel
- White

INVESTED
IN
AMERICA

ADA
Compliant

©Registered trademark/TM Trademark of Whirlpool, U.S.A. © 2013 Whirlpool Corporation. All Rights Reserved.
All other trademarks are owned by their respective companies.
Because Whirlpool Corporation policy includes a continuous commitment to improve our products, we reserve the right to change materials and specifications without notice. We also reserve the right to discontinue or transition products without notice.
Manufacturer's Suggested Retail Price (MSRP) and Minimum Advertised Price (MAP) provided for reference purposes only. Dealer alone determines advertised and retail prices.
Created On: Tuesday, December 22, 2015 14:04:50

Suite 405 Hampton Upgrade Package 2



KMHP519ESS

KitchenAid®

1000-Watt Convection Microwave with High-Speed
Cooking - 30"

<http://www.kitchenaid.com>

Key Features:

- High-Speed Cooking
- Convection Cooking
- Professionally-Inspired Design Including Handle, Badge, Graphics, Chrome Chamfer.
- Cookshield Finish
- Crispwave™ Technology and Crisper Pan
- 1200 Watts Power
- 1.9 Cu. Ft. Capacity
- Halogen Cavity Lights and Task Light
- Steam Cleaning Function
- Keep Warm Function
- Sound-Based Popcorn Function

Product Dimensions:

Height: 17 1/8"

Width: 30"

Depth: 17"

Electrical Requirements:

15A


Additional Information:

[Use And Care](#)

[Dimension Guide](#)

[Installation Guide](#)

[Warranty](#)



Available In:

 Stainless Steel

®Registered trademark/TM Trademark of Whirlpool, U.S.A. © 2018 Whirlpool Corporation. All Rights Reserved. All other trademarks are owned by their respective companies.

Because Whirlpool Corporation policy includes a continuous commitment to improve our products, we reserve the right to change materials and specifications without notice. We also reserve the right to discontinue or transition products without notice.

Manufacturer's Suggested Retail Price (MSRP) and Minimum Advertised Price (MAP) provided for reference purposes only. Dealer alone determines advertised and retail prices.

Suite 405 Hampton Upgrade Package 2



KDTM354ESS

KitchenAid®

• IBA Dishwasher with Clean Water Wash System

<http://www.kitchenaid.com>



Key Features:

- Clean Water Wash System
- ProScrub® Option
- Professionally-Inspired Design
- Advanced ProDry™ System
- ProWash™ Cycle
- SatinGlide® Max Rails (Upper Rack)
- Sliding Tines in the Lower Rack
- 2 Rows Fold-Down Tines in Upper Rack
- Fold-Down Tines in the Lower Rack
- 2 Fold-Down Cup Shelves with Integrated Stemware Holders
- Utility Basket (Upper Rack)
- Express Wash

Product Dimensions:

Height: 34 1/2

Width: 23 7/8

Depth: 24 3/4

Electrical Requirements:

15 Amps.

Additional Information:

[Use And Care Guide](#)

[Dimension Guide](#)

[Installation Guide](#)

[Energy Guide](#)

[Warranty Certificate](#)

Available in:

• Stainless Steel

INVESTED
IN
AMERICA

®Registered trademark/TM Trademark of Whirlpool, U.S.A. © 2013 Whirlpool Corporation. All Rights Reserved.
All other trademarks are owned by their respective companies.
Because Whirlpool Corporation policy includes a continuous commitment to improve our products, we reserve the right to change materials and specifications without notice. We also reserve the right to discontinue or transition products without notice.
Manufacturer's Suggested Retail Price (MSRP) and Minimum Advertised Price (MAP) provided for reference purposes only. Dealer alone determines advertised and retail prices.
Created On: Friday, March 04, 2016 16:36:55

Suite 405
Hampton

Upgrade
Package 2




WED85HEFC

Whirlpool®

7.4 cu. ft. Electric Dryer with Quick Dry Cycle

<http://www.whirlpool.com>



Key Features:

- Advanced Moisture Sensing System
- Tap Touch Controls with Memory
- EcoBoost™ Option
- Steam Refresh Cycle
- Wrinkle Shield™ Option
- Quad Baffles
- 7.4 Cu. Ft. Capacity
- Undercounter Installation
- ENERGY STAR® Qualified
- Sanitize Cycle
- Quick Dry Cycle

Product Dimensions:

Height: 39

Width: 27

Depth: 31

Additional Information:

[Use And Care Guide](#)

[Dimension Guide](#)

[Installation Guide](#)

[Warranty Certificate](#)

INVESTED
IN
AMERICA



©Registered trademark/TM Trademark of Whirlpool, U.S.A. ©2016 Whirlpool Corporation. All Rights Reserved
All other trademarks are owned by their respective companies.
Because Whirlpool Corporation policy includes a continuous commitment to improve our products, we reserve the right to change materials and specifications without notice. We also reserve the right to discontinue or transition products without notice.
Manufacturer's Suggested Retail Price (MSRP) and Minimum Advertised Price (MAP) provided for reference purposes only. Dealer alone determines advertised and retail prices.
Created On: Thursday, March 23, 2017 17:33:37

Suite 405 Hampton Upgrade Package 2



WFW85HEFC



<http://www.whirlpool.com>

4. ☐ 4.5 cu. ft. Front Load Washer with TumbleFresh™
option

Key Features:

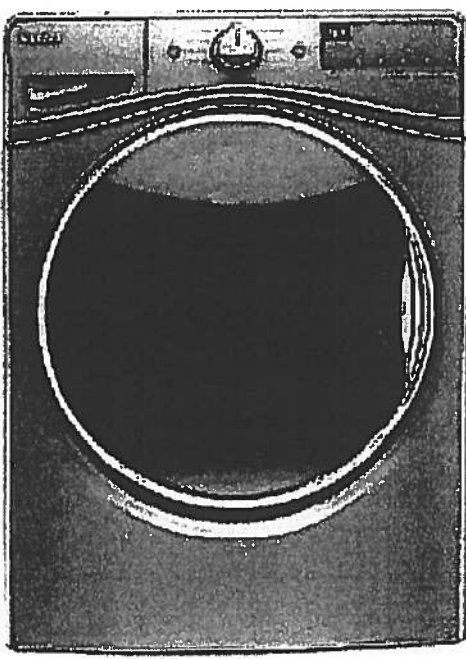
- TumbleFresh™ Option
- ColorLast™ Cycle
- Presoak Option
- EcoBoost™ Option
- Precision Dispense
- Steam Clean Option
- Adaptive Wash Technology
- Smooth Wave Stainless Steel Wash Basket
- 4.5 cu. ft. Capacity
- Undercounter Installation
- Add-A-Garment
- ENERGY STAR® Certified

Product Dimensions:

- Height: 39 3/4
- Width: 27
- Depth: 33 5/16

Additional Information:

- [Use And Care Guide](#)
- [Dimension Guide](#)
- [Installation Guide](#)
- [Energy Guide](#)
- [Warranty Certificate](#)



Available in:

- ☒ Chrome Shadow
- ☐ White

INVESTED
IN
AMERICA



©Registered trademark/TM Trademark of Whirlpool, U.S.A. © 2016 Whirlpool Corporation. All Rights Reserved.
All other trademarks are owned by their respective companies.
Because Whirlpool Corporation policy includes a continuous commitment to improve our products, we reserve the right to change materials and specifications without notice. We also reserve the right to discontinue or transition products without notice.
Manufacturer's Suggested Retail Price (MSRP) and Minimum Advertised Price (MAP) provided for reference purposes only. Dealer alone determines advertised and retail prices.
Created On: Wednesday, December 14, 2016 18:12:43

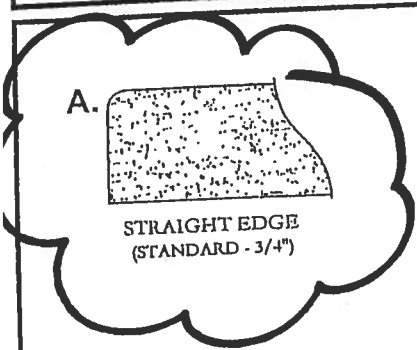
Countertop Edges



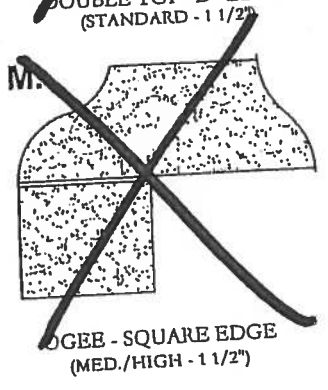
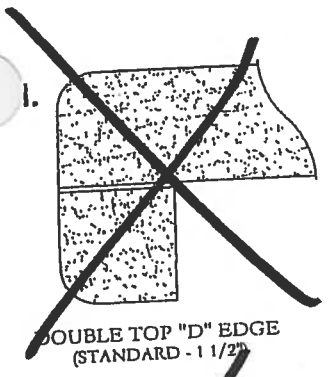
CONNOLLY Marble & Granite Ltd.

EDGE
DETAILS

004



KITCHEN
MASTER ENSUITE
MAIN BATH.

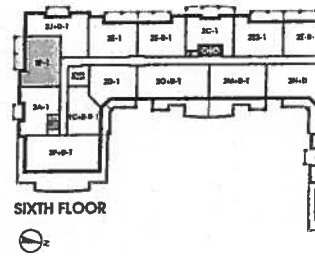
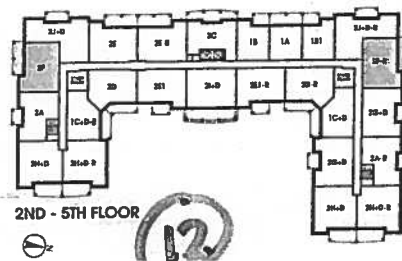
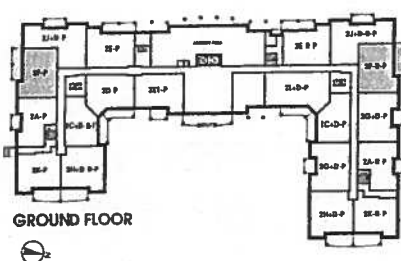
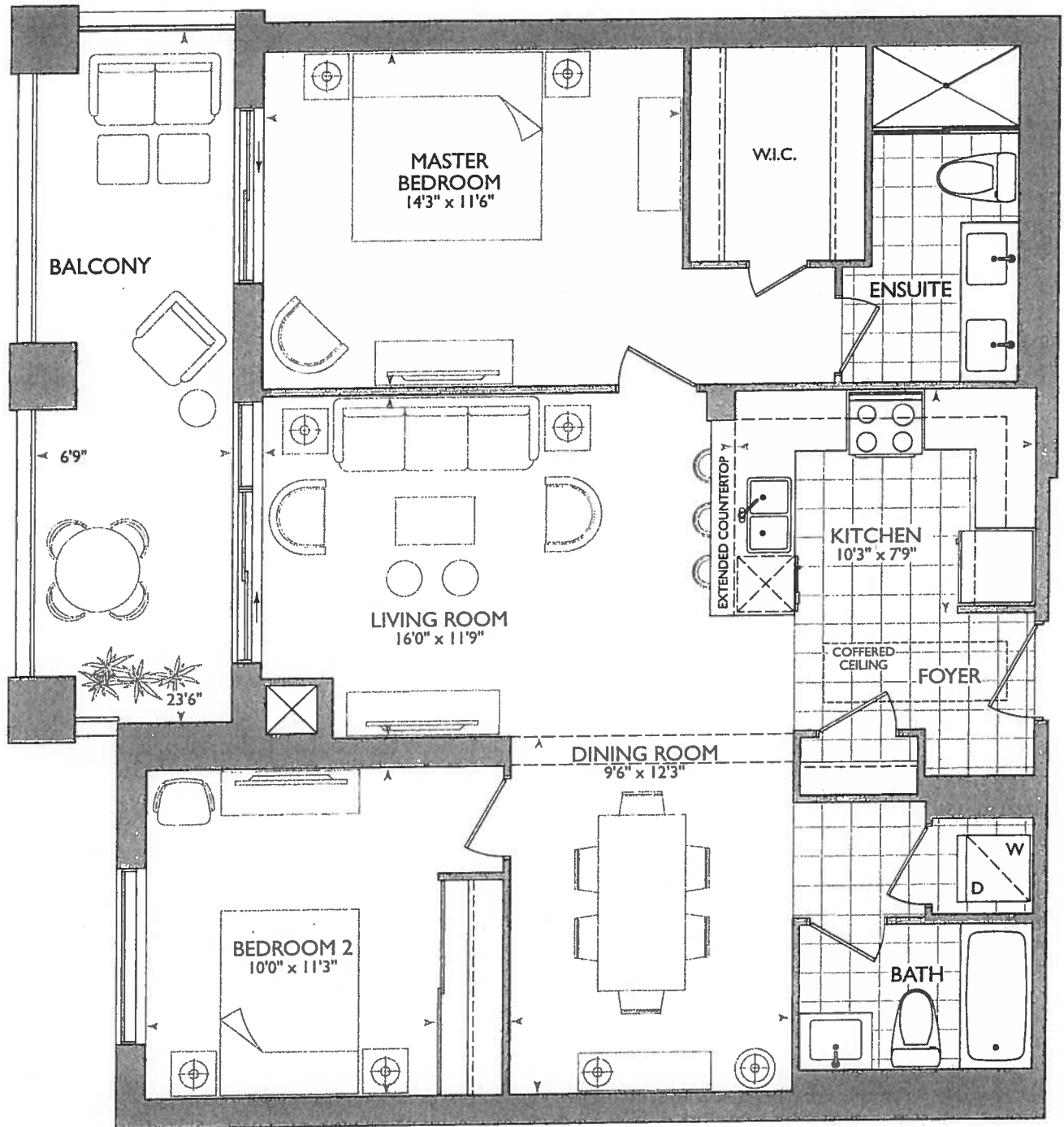


EDGING UP-GRADE OPTIONS



Water Mill

1,080 SQ FT *plus 154 sq. ft. of balcony area*



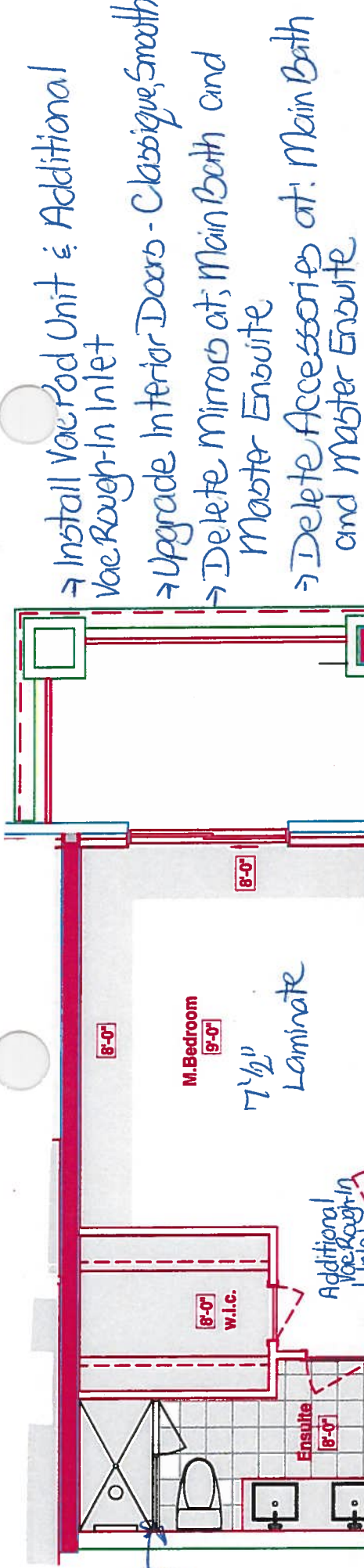
January 18, 2018

M.D.B.

Frameless
Glass To Touch
Ceiling

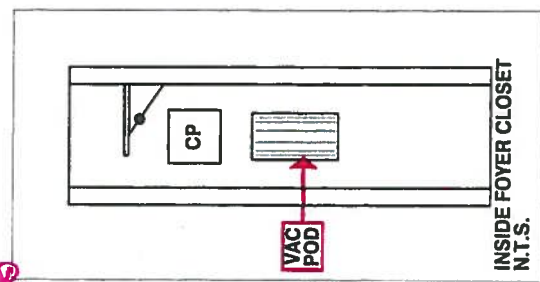
KITCHEN

- UPG. APPLIANCE PKG #1
- 5x = PUCK LIGHTS
- ① = 1x = PUCK PENINSULA
- 63" STOVE PIPE CENTER
- 120" SINK PIPE CENTER
- MAIN + ENSUITE RAISED
- VANITIES 36 1/4" + 3" SPLASH.
- (2x) = pots over peninsula
(see kitchen layout)



* DINING ROOM WALL
PUSH 6" INTO
BEDRM #2

LEGEND:	
	SECURITY PANEL
	ELECTRICAL PANEL
	COMMUNICATION PANEL
	WATER METER
	FRIDGE
	DROPPED AREA
	6" CROWN MOLDING



RECEIVED
1/20/2018

SUITES 406 - WATERMILL

Royal Pine Homes 25 Baker Hill Blvd - Stouffville, ON Dec 19, 2017



CONSTRUCTION SUMMARY
Hampton Place

PURCHASER: MARINA DIVITO TEL: RES.: 905-472-2598 BUS.: 416-528-4283

LOT NUMBER	PHASE	HOUSE TYPE	CLOSING DATE
406	1	WATER MILL	09-Oct-18

Offer	PURCHASER TO RECEIVE \$5,000(INCLUDES APPLICABLE TAXES) WORTH OF UPGRADES AT THE DECOR CENTER AT TIME OF COLOUR CHART.
Workshee	Note:

Upgrade	2- POT LIGHTS AT EDGE OF SINK , CENTERED IN BULKHEAD
	Note:

Offer	WATER LINE TO FRIDGE
Upgrade	Note:

Offer	ENLARGE DINING ROOM BY 6 INCHES. MOVE WALL BETWEEN BEDROOM AND DINING ROOM IN ORDER TO ACCOMODATE FURNITURE PIECE IN DINING ROOM. NEW MEASUREMENT OF DINING ROOM TO BE 10 FEET X 12 FEET AND 3 INCHES. NEW MEASUREMENT OF 2ND BEDROOM TO BE 9 FEET 6 INCHES X
Upgrade	Note:



SITE COPY

CONSTRUCTION SUMMARY

Hampton Place

PURCHASER: MARINA DIVITO

TEL: RES.: 905-472-2598 BUS.: 416-528-4283

LOT NUMBER	PHASE	HOUSE TYPE	CLOSING DATE	
406	1	WATER MILL	09-Oct-18	

Date Added: 18-Jan-18

Invoice Number: 7090

<p>1 - FOYER CLOSET - Install VAC-POD at Foyer Closet (Includes 30ft. air hose package)</p> <p>To include; ONE (1) ADDITIONAL VAC-ROUGH-IN INLET at master bedroom (See Sketch)</p>
<p>1 - INTERIOR DOORS - Install Upgrade Interior Doors - CLASSIQUE,SMOOTH - To be installed throughout suite, where applicable. (See Sketch)</p> <p>Note:</p>
<p>1 - KITCHEN & BATHROOMS - SEE QUALITY TOPS & KITCHENS FOR ALL KITCHEN & BATHROOMS UPGRADES / LAYOUTS (See Attached QTK Paperwork)</p> <p>Note:</p>
<p>1 - KITCHEN - Install Standard Granite Countertop - BIANCO ANTICO - To be installed throughout kitchen, where applicable (does not include granite backsplash) (See Sketch)</p> <p>Note:</p>
<p>1 - KITCHEN - COUNTERTOP EDGING - Install UPGRADE " M " EDGING - To be installed throughout kitchen countertop, where applicable. (See Sketch)</p> <p>Note:</p>
<p>1 - DISCLAIMER - GRANITE COUNTERTOP;</p> <p>KITCHEN - Due to the many variables that can affect the pattern, colour and/or design and "pitting" of natural products, granite installed will not be identical to the samples displayed.</p> <p>Note: Every effort is made to provide granite countertops as close as possible but the vendor is not responsible for results which differ from the sample displayed. All countertop surfaces may have seams, and product pattern and shade can change in areas containing seams.</p>
<p>1 - DISCLAIMER - STONE COUNTERTOP;</p> <p>KITCHEN - Stone slabs vary in size & all seams are visible & the fabricator reserves the right to position the seams as necessary.</p> <p>Note:</p>
<p>1 - KITCHEN - Kitchen Sink - Install Standard Undermount Sink - BLANCO Horizon Plus U2 Undermount Sink (8") - Model # 401234</p> <p>Note:</p>
<p>1 - KITCHEN - Kitchen Faucet - Install Standard Faucet - DELTA Chrome Pull-Out Kitchen Faucet (Single Hole) - Model # 469LF- Chrome</p> <p>Note:</p>
<p>1 - APPLIANCE PACKAGE - Install Upgrade Appliance Package - UPGRADE PACKAGE # 1 - To be installed throughout suite, where applicable. (See Sketch)</p> <p>Note:</p>
<p>30 - MAIN BATH - 1ST UPGRADE - PORCELAIN TILES - 20x20 PULPIS GRIS - To be installed throughout main bath floor (To be Installed Straight) (See Sketch)</p> <p>Note: Includes Larger Size</p>
<p>1 - MAIN BATH & MASTER ENSUITE - Install RAISED HEIGHT VANITY at Main Bath and Master Ensuite Vanities, where applicable. (See Attached QTK Paperwork)</p> <p>Note:</p>
<p>1 - MASTER ENSUITE - Install Standard Granite Countertop - SERENATA - To be installed throughout master ensuite vanity, where applicable (Includes 3" Splash) (See Sketch)</p> <p>Note:</p>
<p>1 - CLARIFICATION;</p> <p>MAIN BATH & MASTER ENSUITE - Install Standard 3" Splash throughout Main Bath and Master Ensuite Vanity Countertop, where applicable (See Sketch)</p> <p>Note:</p>



SITE COPY

CONSTRUCTION SUMMARY

Hampton Place

PURCHASER: MARINA DIVITO

TEL: RES.: 905-472-2598 BUS.: 416-528-4283

LOT NUMBER	PHASE	HOUSE TYPE	CLOSING DATE
406	1	WATER MILL	09-Oct-18

Date Added: 18-Jan-18

Invoice Number: 7090

1 - DISCLAIMER - GRANITE COUNTERTOP;
MASTER ENSUITE - Due to the many variables that can affect the pattern, colour and/or design and "pitting" of natural products, granite installed will be identical to the samples displayed.
Every effort is made to provide granite countertops as close as possible but the vendor is not responsible for results which differ from the sample displayed. All countertop surfaces may have seams, and product pattern and shade can change in areas containing seams.

1 - DISCLAIMER - STONE COUNTERTOP;
MAIN BATH & MASTER ENSUITE - Stone slabs vary in size & all seams are visible & the fabricator reserves the right to position the seams as necessary.
Note:

1 - CLARIFICATION;
MASTER ENSUITE - Standard Framelss Glass Enclosure to Extend Up to TOUCH the Ceiling at master ensuite shower stall (As per Model Suite) (See Sketch)
Note:

1 - CLARIFICATION;
MAIN BATH & MASTER ENSUITE - Install Standard Plumbing Fixtures throughout Main Bath and Master Ensuite where applicable (See Sketch)
Note:

1 - CLARIFICATION;
MAIN BATH & MASTER ENSUITE - DELETE Do Not Install / Supply / Credit Purchaser for builders standard ceramic bathroom accessories (toilet paper, towel bar & soap dish) throughout all bathrooms where applicable.
Note: To Include; Main Bath & Master Ensuite (See Sketch)

1 - CLARIFICATION;
BATH & MASTER ENSUITE - DELETE Do Not Install / Supply / Credit Purchaser for builders standard Bathroom Mirrors, throughout all rooms, where applicable. To Include; Main Bath and Master Ensuite. (See Sketch)
Note:

1 - BONUS PACKAGE - PURCHASER HAS APPLIED \$5,000.00 (Includes Taxes) WORTH OF UPGRADE PROMOTIONAL PACKAGE TOWARDS THE PURCHASE OF UPGRADES COMPLETED AT THE DECOR CENTRE.
Note:

1 - PURCHASER HAS ATTENDED A COLOR APPOINTMENT AT THE DECOR CENTRE AND HAS DECLINED ANY ADDITIONAL UPGRADES. Purchaser accepts and acknowledges that there will be no further changes/additions/deletions to be made upon signing on January 18,2018
Note:

1 - PURCHASER AWARE AND ACCEPTS THAT ANY CHANGES MADE TO UPGRADES AFTER SIGNING THIS PURCHASERS EXTRA FORM ARE SUBJECT TO A MINIMUM ADMINISTRATION FEE OF \$1,000 PLUS A 10% HOLDBACK FEE.
Note:

This Document is Extremely Time Sensitive - Printed 26 Feb 18 at 15:22





Purchaser MARINA DIVITO		Decor Consultant Melissa Di Marino	Model Type WATER MILL	Telephone Res. / Bus (905) 472-2598 / (416) 528-4283	Project Hampton Place	Closing Date 09/10/2018	Unit 406
----------------------------	--	---------------------------------------	--------------------------	---	--------------------------	----------------------------	-------------

Page 2 of 3

CABINETS, VANITIES AND COUNTERTOPS

	Style	Countertop	Counter Edge	Handle / Knob	APPLIANCE PACKAGE		
MAIN BATHROOM	CATEGORY 2 - MAPLE - PISTACHIO QT 2503 (STD)	✓ ASPEN TERRA WHITE (STD)	✓ A " EDGE (STD)	B603-SC	Upgrade Package #1		
MASTER ENSUITE	CATEGORY 2 - MAPLE - SMOKEHOUSE QT 2503 (STD)	✓ SERENATA GRANITE (STD)	✓ A " EDGE (STD)	B603-SC			
POWDER ROOM	N/A	N/A	N/A	N/A	Std 3" in Opening		
KITCHEN / DINETTE	CATEGORY 1 - FIBERBOARD - IVORY QT 1203 (STD)	✓ BIANCO ANTICO GRANITE (STD)	✓ M " EDGE (UPG)	3487-128			
LAUNDRY ROOM	N/A	N/A	N/A	N/A			

PLUMBING FIXTURES

KITCHEN	
Sink Model	✓ STANDARD
Sink Faucet	✓ STANDARD
TOILETS	
Master Ensuite	STANDARD
Main Bathroom	STANDARD
Powder Room	N/A
VANITY FAUCETS	
Master Ensuite	STANDARD
Main Bathroom	STANDARD
Powder Room	N/A
VANITY SINKS	
Master Ensuite	STANDARD
Main Bathroom	STANDARD
Powder Room	N/A
SHOWER STALL / TUBS	
Master Ensuite Shower Stall	STANDARD
Master Ensuite Tub	N/A
Main Bathroom Tub	STANDARD

Trim	Baseboard & Casing	Levers	Door Height
	STANDARD	✓ STANDARD	STANDARD
	UPGRADE - CLASSIQUE, SMOOTH		
Cornice Moulding / Medallion		Fireplace	
Foyer	STANDARD - #CTR-611	Fireplace	N/A
Living Room	STANDARD - #CTR-611	Location Flooring	N/A
Dining Room	STANDARD - #CTR-611	Style	N/A
Den	N/A	Finish	N/A
Master Bedroom	NONE	Marble	N/A
Bedroom 2	NONE	Hearth	N/A
Bedroom 3	N/A		

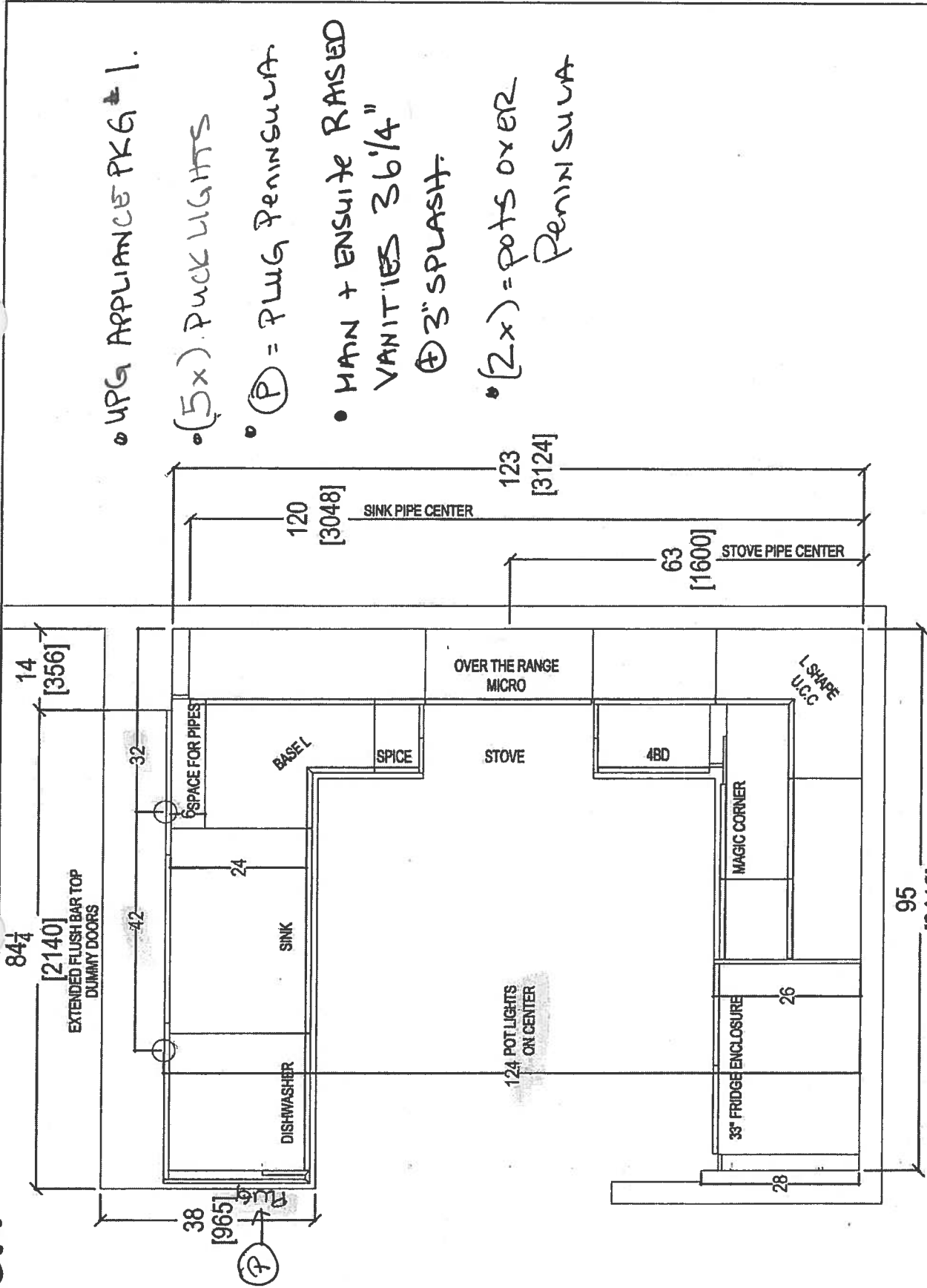
MISC. INSTALLATIONS
Ceramic Accessories (installed by Vendor)
<input type="radio"/> Yes <input checked="" type="radio"/> No
Bathroom Mirrors (installed by Vendor)
<input checked="" type="radio"/> Yes <input type="radio"/> No
Wire Shelving - Closet (installed by Vendor)
<input checked="" type="radio"/> Yes <input type="radio"/> No


Paint Throughout	Trim
Walls	STANDARD - OYSTER WHITE
	STANDARD - WHITE

Page 2 of 3

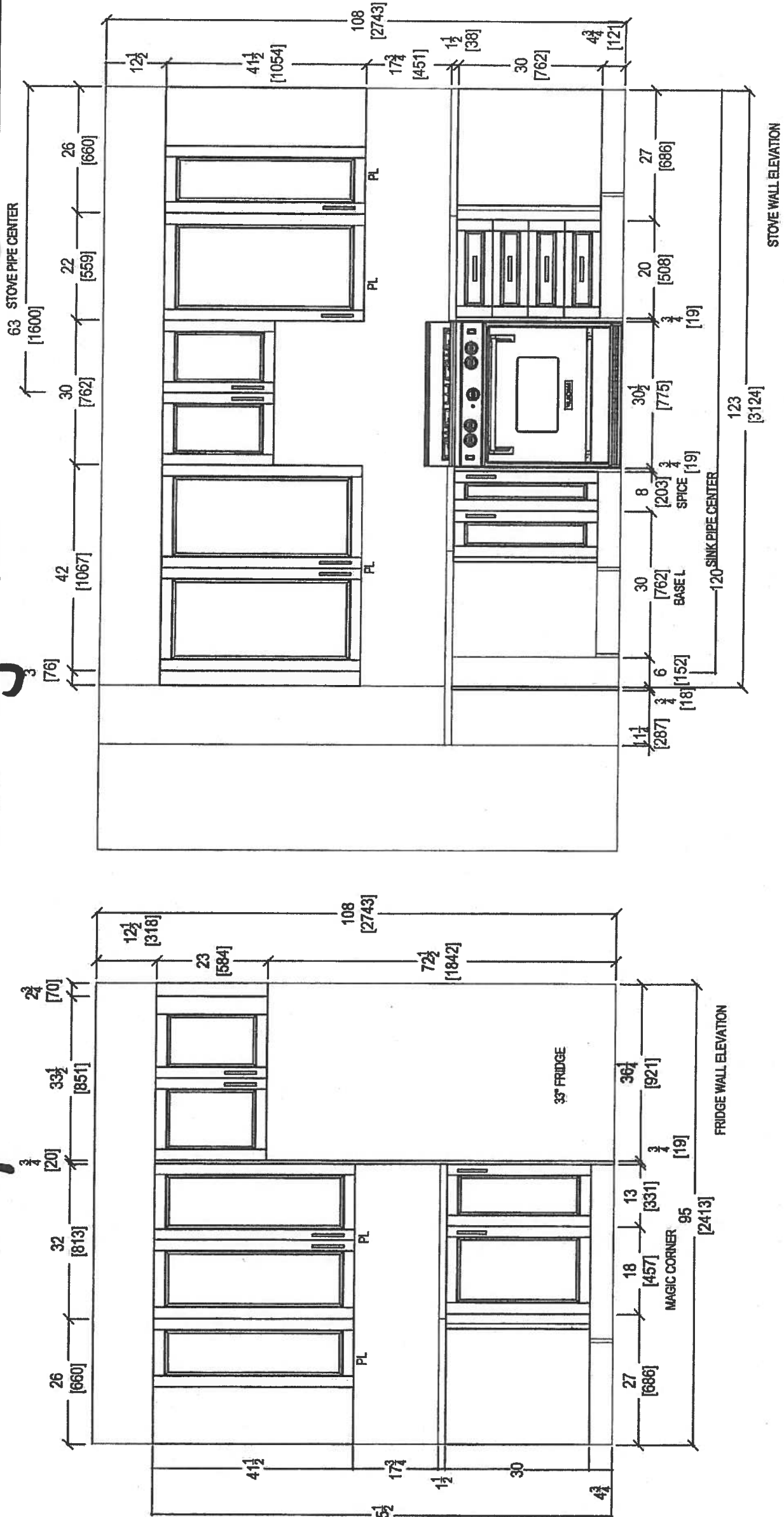
Decor Consultant: Melissa Di Marino
Purchaser: MARINA DIVITO

Vendor:



 your kitchen, your taste. 80 SANTE DRIVE, VAUGHAN, ON L4K 3C4, T: 416.746.1811 F: 905.761.5901	CLIENT: ROYAL PINE HOMES		UNIT 406 HMP	ROOM: KITCHEN FLOOR PLAN		DRAWN BY: SK		COMMENTS:
	SITE: HAMPTON PLACE	DOOR STYLE: —	DOOR HANDLE: —	SCALE: 1/2" = 1'-0"		DATE: JAN 24, 2018		
	PHONE: —	FINISH: —	DRW HANDLE: —	TOP: —		PAGE: —		
	EMAIL: —	SPECIES: —						

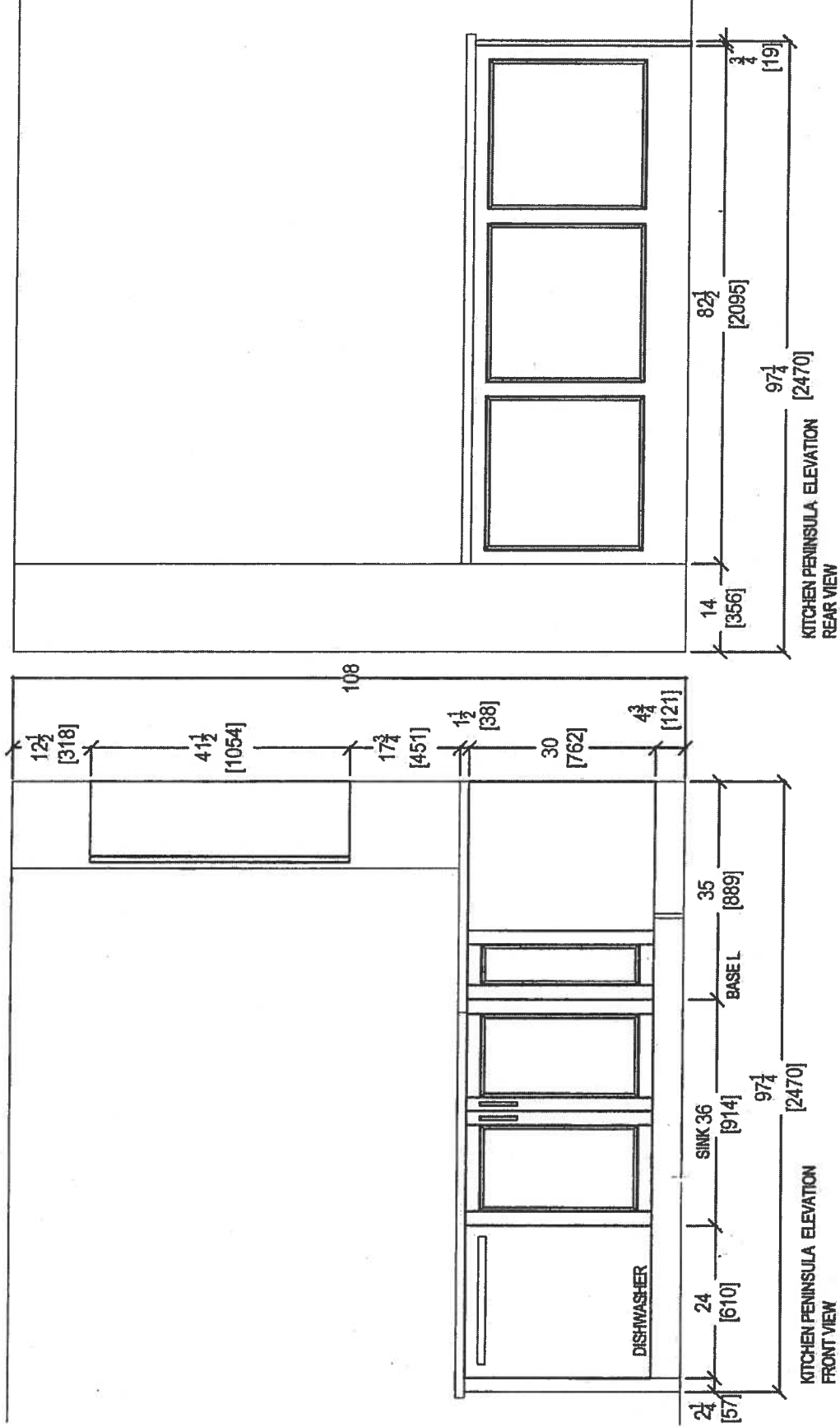
Suite 40x Hampton PL-Poco Light (x5)



CLIENT: ROYAL PINE HOMES		UNIT 408 HMP	ROOM:	KITCHEN FLOOR PLAN	DRAWN BY: SK	COMMENTS:	
SITE:	HAMPTON PLACE	DOOR STYLE: —	DOOR HANDLE: —	SCALE: 1/2" = 1'-0"			
PHONE: —		FINISH: —	DRW HANDLE: —	DATE: JAN 24, 2018			
EMAIL: —		SPECIES: —	TOP: —	PAGE: —			



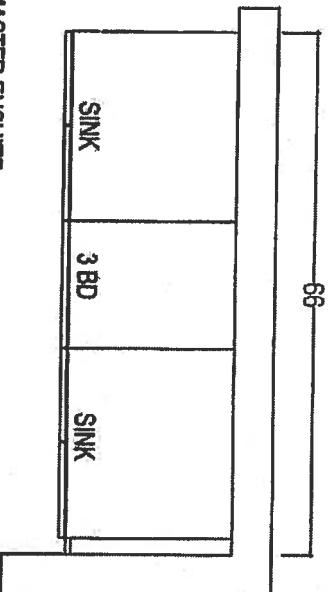
80 SANTE DRIVE, VAUGHAN, ON L4K 3C4.
T: 416.746.1811 F: 905.761.5901



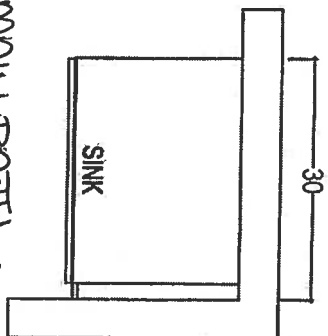
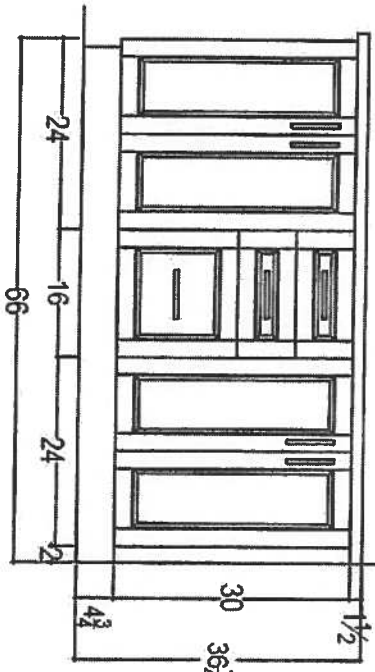
CLIENT: ROYAL PINE HOMES		UNIT 408 HMP	ROOM:	KITCHEN FLOOR PLAN	DRAWN BY: SK	COMMENTS:
SITE: HAMPTON PLACE		DOOR STYLE: ---	DOOR HANDLE: ---		SCALE: 1/2" = 1' - 0"	
PHONE: ---		FINISH: ---	DRW HANDLE: ---		DATE: JAN 24, 2018	
EMAIL: ---		SPECIES: ---	TOP: ---		PAGE: ---	

SUITE 400 - HAMPTON

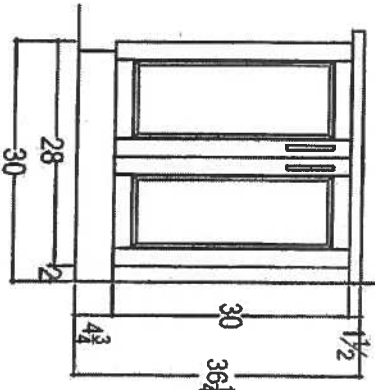
* Install 3" Splash *



MASTER ENSUITE
Raised Height



MAIN BATH
Raised Height



your kitchen your taste
80 SAUTE DRIVE, VAUGHAN
T: 416.746.1811 F: 902.304.304

CLIENT: ROYAL PINE HOMES	WATERMILL 2F UPGRADE PACKAGE 1	ROOM: VANITIES	DRAWN BY: SK	COMMENTS:
SITE: HAMPTON PLACE	DOOR STYLE: —	DOOR HANDLE: —	SCALE: 1/2" = 1'-0"	
PHONE: —	FINISH: —	DRW HANDLE: —	DATE: AUG 4, 2017	
EMAIL: —	SPECIES: —	TOP: —	PAGE: —	

Suite 406
Hampton

M.E.

Upgrade
Package I

WRB322DMBM

Whirlpool®

33-inches wide Bottom-Freezer Refrigerator with
SpillGuard™ Glass Shelves - 22 cu. ft

<http://www.whirlpool.com>

Key Features:

- SpillGuard™ Glass Shelves
- Adaptive Defrost / *Factory Installed Icemaker*
- FreshFlow™ Produce Preserver
- LED Interior Lighting
- ENERGY STAR® Qualified

Product Dimensions:

Height: 70

Width: 32 5/8

Depth: 33 3/8

Electrical Requirements:

15


Additional Information:

[Use And Care Guide](#)

[Dimension Guide](#)

[Energy Guide](#)

[Warranty Certificate](#)



INVESTED
IN
AMERICA



©Registered trademark/TM Trademark of Whirlpool, U.S.A. © 2016 Whirlpool Corporation. All Rights Reserved.
All other trademarks are owned by their respective companies.
Because Whirlpool Corporation policy includes a continuous commitment to improve our products, we reserve the right to change materials and specifications without notice. We also reserve the right to discontinue or transition products without notice.
Manufacturer's Suggested Retail Price (MSRP) and Minimum Advertised Price (MAP) provided for reference purposes only. Dealer alone determines advertised and retail prices.
Created On: Tuesday, March 14, 2017 11:30:08

Suite 406
Hampton

WEE745H0FS

Upgrade
Package I

1/1, 1/2

Whirlpool®

<http://www.whirlpool.com>

6.4 Cu. Ft. Slide-In Electric Range with True
Convection



Key Features:

- Frozen Bake™ Technology
- True Convection Cooking
- FlexHeat™ Triple Radiant Element
- Convection Conversion
- AquaLift® Self-Cleaning Technology
- Temperature Sensor
- Rapid Preheat
- 6.4 Cu. Ft. Capacity
- Easy-Wipe Ceramic Glass Cooktop
- Large Oven Window
- Max Capacity Rack
- Hidden Bake Element

Product Dimensions:

Height: 36

Width: 29 7/8

Additional Information:

[Use And Care Guide](#)

[Dimension Guide](#)

[Installation Guide](#)

[Warranty Certificate](#)

INVESTED
IN
AMERICA



©Registered trademark/TM Trademark of Whirlpool, U.S.A. © 2016 Whirlpool Corporation. All Rights Reserved.
All other trademarks are owned by their respective companies.
Because Whirlpool Corporation policy includes a continuous commitment to improve our products, we reserve the right to change materials and specifications without notice. We also reserve the right to discontinue or transition products without notice.
Manufacturer's Suggested Retail Price (MSRP) and Minimum Advertised Price (MAP) provided for reference purposes only. Dealer alone determines advertised and retail prices.
Created On: Friday, January 27, 2017 10:46:47

Suite 406
Hampton

Upgrade
Package 1

M&U.

YWMH76719CS



<http://www.whirlpool.com>

1.9 cu. ft. Microwave Hood Combination with
TimeSaver™ Plus True Convection

Key Features:

- TimeSaver™ Plus True Convection Cooking System
- Steam Cooking
- Sensor Cooking
- AccuPop™ Cycle
- CleanRelease® Non-Stick Interior
- SteamClean Option
- Integrated Hidden Vent and Console
- Auto Adapt Fan
- Recessed, Stoppable Glass Turntable
- Universal Microwave Steamer
- 1.9 cu. ft. Capacity
- 1,100 Watts Cooking Power

Product Dimensions:

Height: 17 1/8

Width: 29 15/16

Depth: 18 1/2

Electrical Requirements:

15 or 20. 120 V.

Additional Information:


[Use And Care Guide](#)

[Installation Guide](#)

[Warranty Certificate](#)

Available in:

 Stainless Steel



©Registered trademark/TM Trademark of Whirlpool, U.S.A. © 2013 Whirlpool Corporation. All Rights Reserved.
All other trademarks are owned by their respective companies.
Because Whirlpool Corporation policy includes a continuous commitment to improve our products, we reserve the right to change materials and specifications without notice. We also reserve the right to discontinue or transition products without notice.
Manufacturer's Suggested Retail Price (MSRP) and Minimum Advertised Price (MAP) provided for reference purposes only. Dealer alone determines advertised and retail prices.
Created On: Monday, March 14, 2016 13:16:48

Suite 406
Hampton

Upgrade
Package 1

M6U

WDTA50SAHZ

Whirlpool®

<http://www.whirlpool.com>

Contemporary Design. Stainless Steel Tub
Dishwasher with TotalCoverage Spray Arm

Key Features:

- Sensor Cycle
- TotalCoverage Spray Arm
- 1-Hour Wash Cycle
- Tap Touch Controls

Product Dimensions:

Height: 34 1/2

Width: 23 7/8

Depth: 24 1/2

Additional Information:


[Use And Care](#)

[Dimension Guide](#)

[Installation Guide](#)

[Energy Guide](#)

[Warranty](#)



Available in:

● Black

Fingerprint Resistant Sunset Bronze

Fingerprint Resistant Black Stainless

○ White

Fingerprint Resistant Stainless Steel

INVESTED
IN
AMERICA



©Registered trademark/TM Trademark of Whirlpool, U.S.A. © 2016 Whirlpool Corporation. All Rights Reserved. All other trademarks are owned by their respective companies.

Because Whirlpool Corporation policy includes a continuous commitment to improve our products, we reserve the right to change materials and specifications without notice. We also reserve the right to discontinue or transition products without notice.

Manufacturer's Suggested Retail Price (MSRP) and Minimum Advertised Price (MAP) provided for reference purposes only. Dealer alone determines advertised and retail prices.

Suite 406 Hampton Upgrade Package I


M. E. V.

WFW75HEFW



<http://www.whirlpool.com>

5 cu. ft. Front Load Washer with Precision
Dispense



Key Features:

- Precision Dispense
- Adaptive Wash Technology
- Smooth Wave Stainless Steel Wash Basket
- 4.5 cu. ft. Capacity
- ENERGY STAR® Qualified

Product Dimensions:

Height: 39 3/4

Width: 27

Depth: 33 5/16

Electrical Requirements:

15 or 20. 120 V.

Additional Information:

[Use And Care Guide](#)

[Dimension Guide](#)

[Installation Guide](#)

[Energy Guide](#)

[Warranty Certificate](#)

INVESTED
IN
AMERICA



©Registered trademark/TM Trademark of Whirlpool, U.S.A. ©2013 Whirlpool Corporation. All Rights Reserved.
All other trademarks are owned by their respective companies.
Because Whirlpool Corporation policy includes a continuous commitment to improve our products, we reserve
the right to change materials and specifications without notice. We also reserve the right to discontinue or
transition products without notice.
Manufacturer's Suggested Retail Price (MSRP) and Minimum Advertised Price (MAP) provided for reference
purposes only. Dealer alone determines advertised and retail prices.
Created On: Wednesday, March 23, 2016 11:51:03

Suite 406
Hampton

Upgrade
Package 1

Mo. \$0


YWED75HEFW

Whirlpool®

<http://www.whirlpool.com>

5 cu. ft. Duet® High Efficiency Front Load Electric
Dryer with ENERGY STAR®

MSRP: \$0.00



Key Features:

- Advanced Moisture Sensing System
- Quad Baffles
- Tap Touch Controls with Memory
- EcoBoost™ Option
- Wrinkle Shield™ Plus Option
- Undercounter Installation
- 7.4 Cu. Ft. Capacity
- ENERGY STAR® Qualified

Product Dimensions:

Height: 39

Width: 27

Depth: 31

Additional Information:

[Use And Care](#)

[Installation Guide](#)

[Warranty](#)

Available in:

☐ White

INVESTED
IN
AMERICA



®Registered trademark/TM Trademark of Whirlpool, U.S.A. © 2016 Whirlpool Corporation. All Rights Reserved. All other trademarks are owned by their respective companies.

Because Whirlpool Corporation policy includes a continuous commitment to improve our products, we reserve the right to change materials and specifications without notice. We also reserve the right to discontinue or transition products without notice.

Manufacturer's Suggested Retail Price (MSRP) and Minimum Advertised Price (MAP) provided for reference purposes only. Dealer alone determines advertised and retail prices.

Countertop Edges

Suite 406

Hampton

M.D.U.

CONNOLLY Marble & Granite Ltd.

EDGE
DETAILS

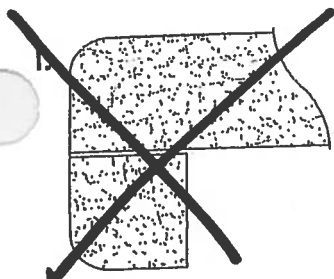
004

A.



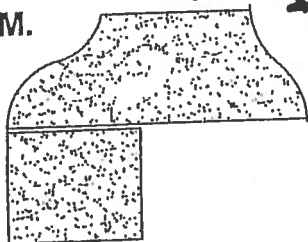
STRAIGHT EDGE
(STANDARD - 3/4")

Standard
Main Bath
Master Ensuite



DOUBLE TOP "D" EDGE
(STANDARD - 1 1/2")

M.



OGEE - SQUARE EDGE
(MED./HIGH - 1 1/2")

Upgrade
Kitchen

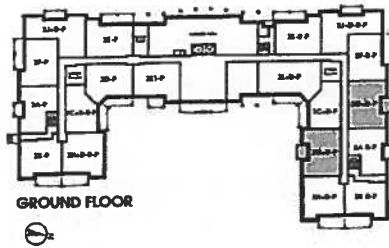
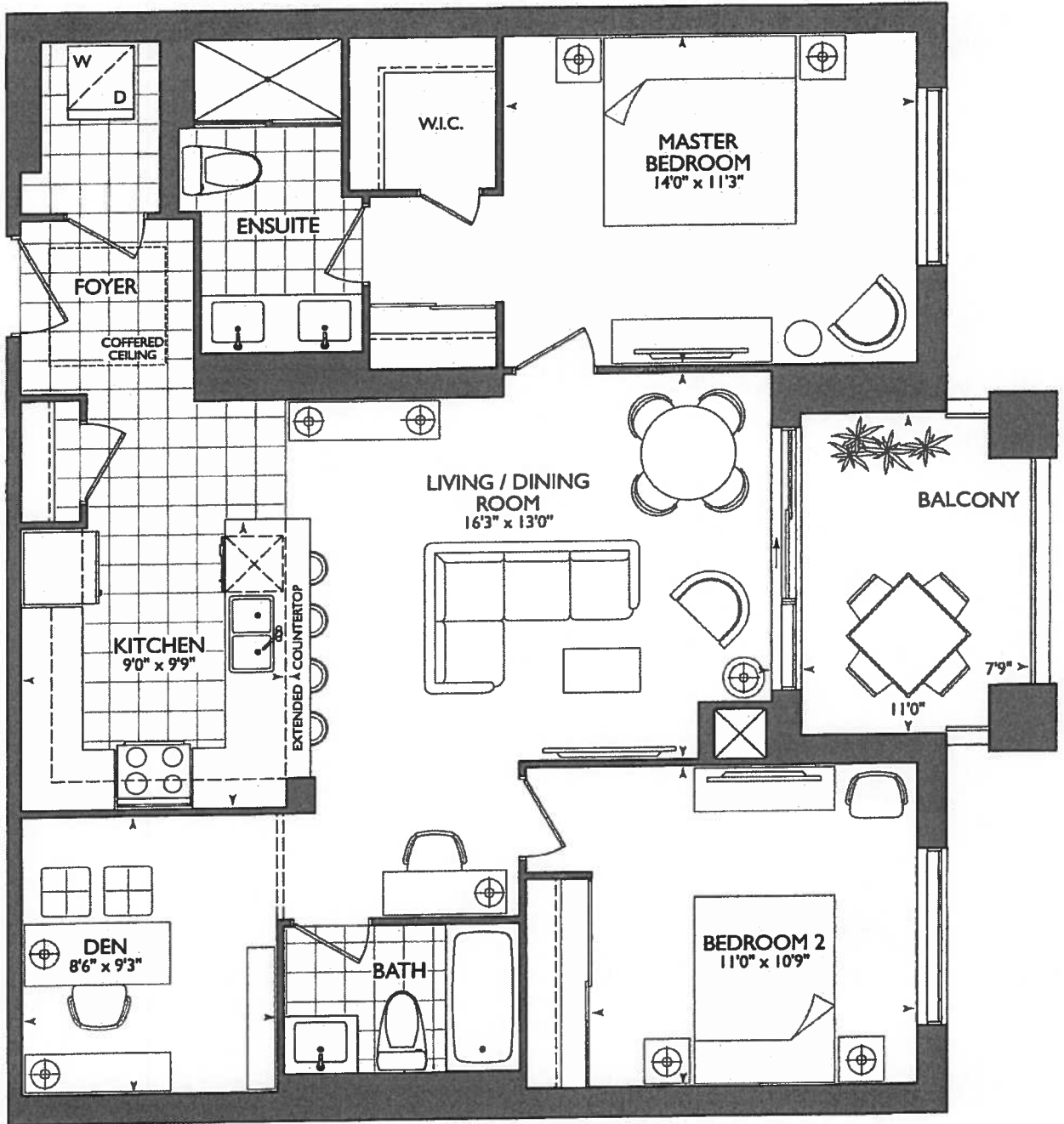
EDGING UP-GRADE OPTIONS



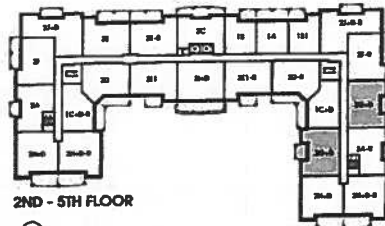
Noyac Bay

1,121 SQ FT *plus 81 sq. ft. of balcony area*

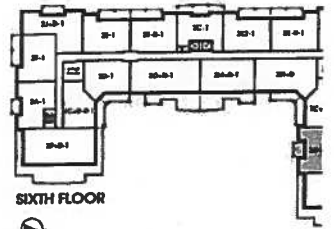
Suite 407.
ORIGINAL LAYOUT
INVENTORY SUITE
(OLD)



GROUND FLOOR



2ND - 5TH FLOOR



SIXTH FLOOR



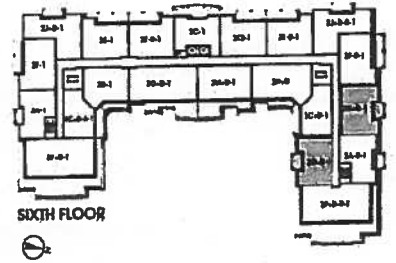
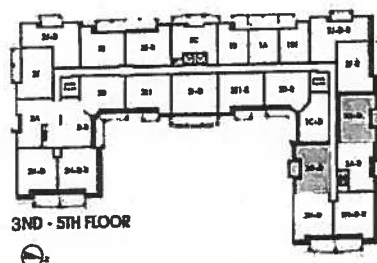
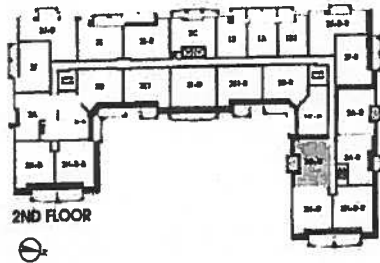
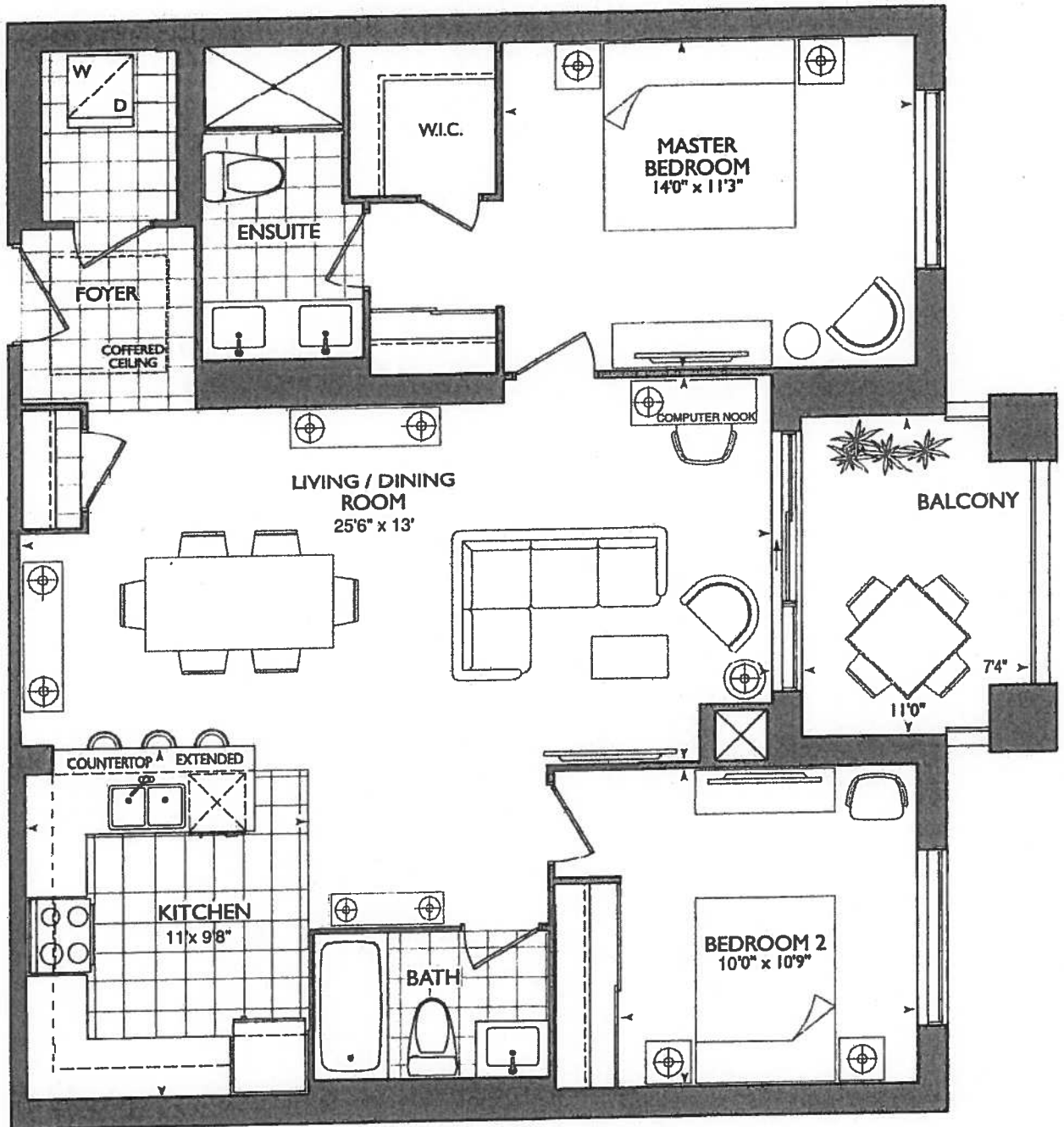


Noyac Bay

1,121 SQ FT *plus* 76sq. ft. of balcony area

SUITE 407
ORIGINAL LAYOUT
INVENTORY SUITE

(NEW).



Plans and specifications are subject to change without notice. Actual usable floor space may vary from the stated floor area. All renderings are artist's concept. E. & O. E.

*** SUITE * (INVENTORY SUITE)**

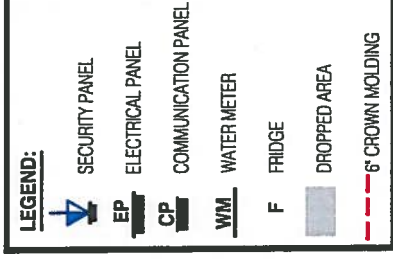
NEW PLAN
-REMOVED DEN
-REVISED KITCHEN
***REVISED LAUNDRY DOOR SWING & ENSUITE WALL AS PER THIS BROCHURE**

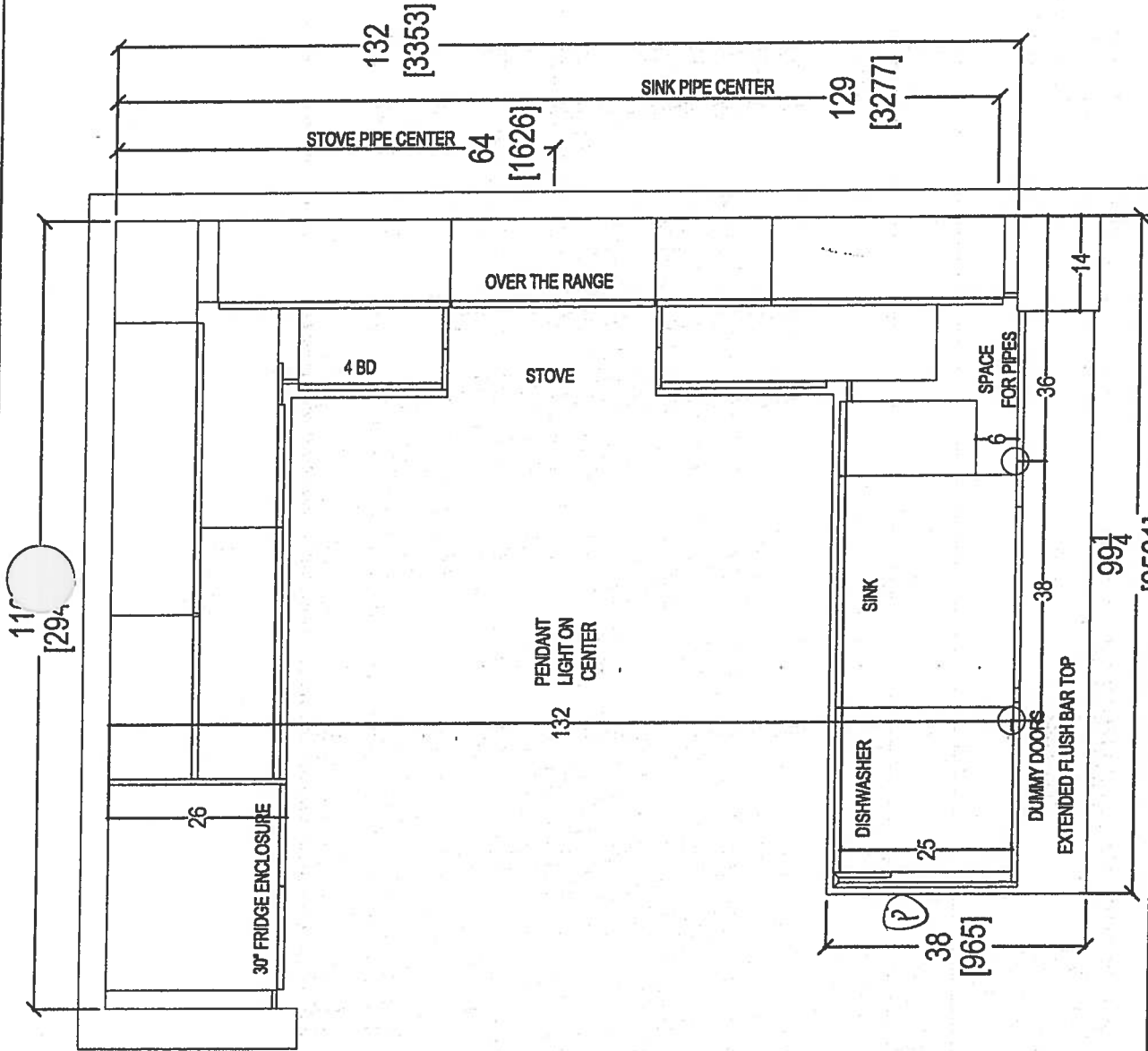
-REVISED KITCHEN

***REVISED LAUNDRY DOOR SWING & ENSUITE WALL AS PER THIS BROCHURE**

- Alindell**

1000





407

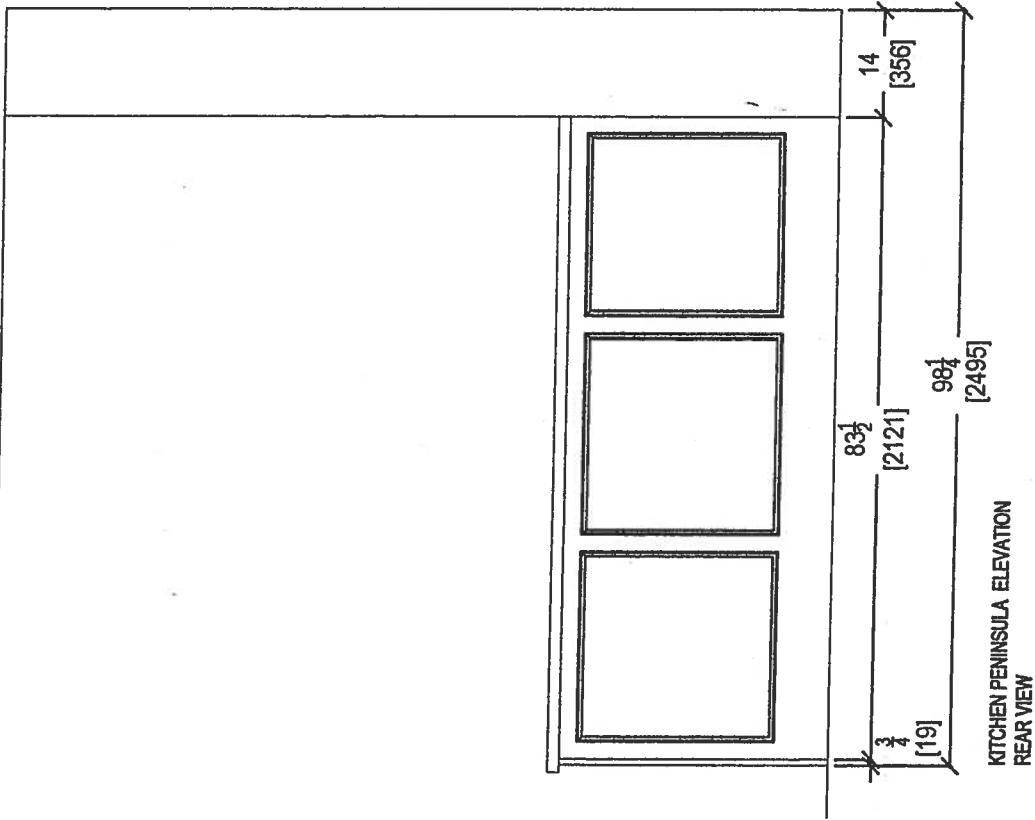
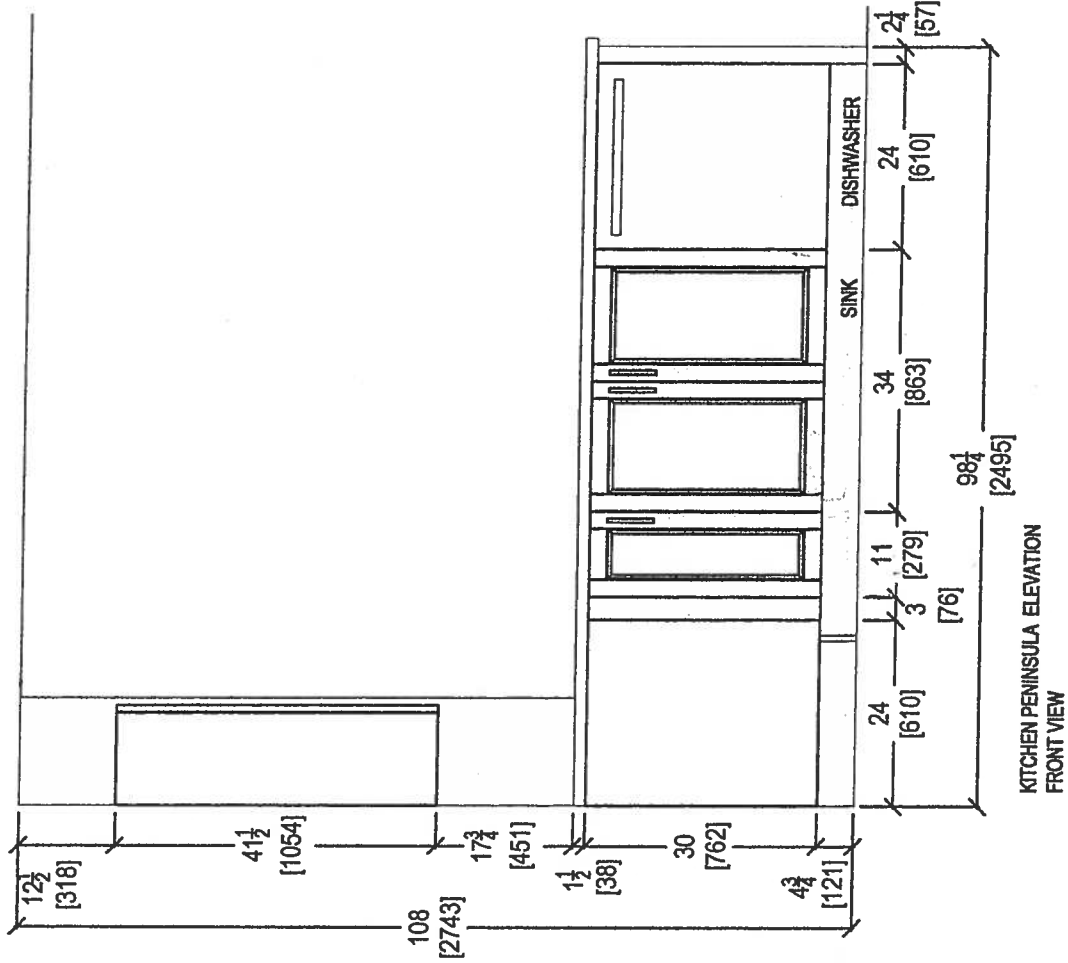
- STO KITCHEN LAYOUT
- STO APPLIANCE PACKAGE
- (x5) - PUCK LIGHTS
- (x1) - PLUG PENINSULA
- (x2) - CAPPED PENDANT LIGHTS

	CLIENT: ROYAL PINE HOMES		NOYAC BAY (2G)	ROOM: KITCHEN FLOOR PLAN		DRAWN BY: SK		COMMENTS: PLEASE NOTE ALL DIMENSIONS ARE NOT FINAL AND ARE SUBJECT TO CHANGE UPON FINAL SITE MEASURE	
	SITE: HAMPTON PLACE	DOOR STYLE: —		DOOR HANDLE: —		SCALE: 1/2" = 1' - 0"			
	PHONE: —	FINISH: —		DRW HANDLE: —		DATE: MARCH 8, 2018			
	EMAIL: —	SPECIES: —		TOP: —		PAGE: —			



SANTITAS
ESTABLISHED 1880

80 SANTITAS DRIVE, MAUNTON, SA 5005
your kitchen, your taste.



your kitchen, your taste.
 80 SANTE DRIVE, VAUGHAN, ON L4K 3C4,
 T: 416.746.1811 F: 905.761.5901


CLIENT: ROYAL PINE HOMES
 SITE: HAMPTON PLACE
 PHONE: ---
 EMAIL: ---

NOYAC BAY (2G)
 DOOR STYLE: ---
 FINISH: ---
 SPECIES: ---

ROOM: KITCHEN
 DOOR HANDLE: ---
 DRW HANDLE: ---
 TOP: ---

DRAWN BY: SK
 SCALE: 1/2" = 1' - 0"
 DATE: MARCH 8, 2018
 PAGE: ---

COMMENTS:
 PLEASE NOTE ALL DIMENSIONS
 ARE NOT FINAL AND ARE
 SUBJECT TO CHANGE UPON
 FINAL SITE MEASURE



80 SANTE DRIVE, VAUGHAN, ON L4K 3C4,
T: 416.746.1811 F: 905.781.5801

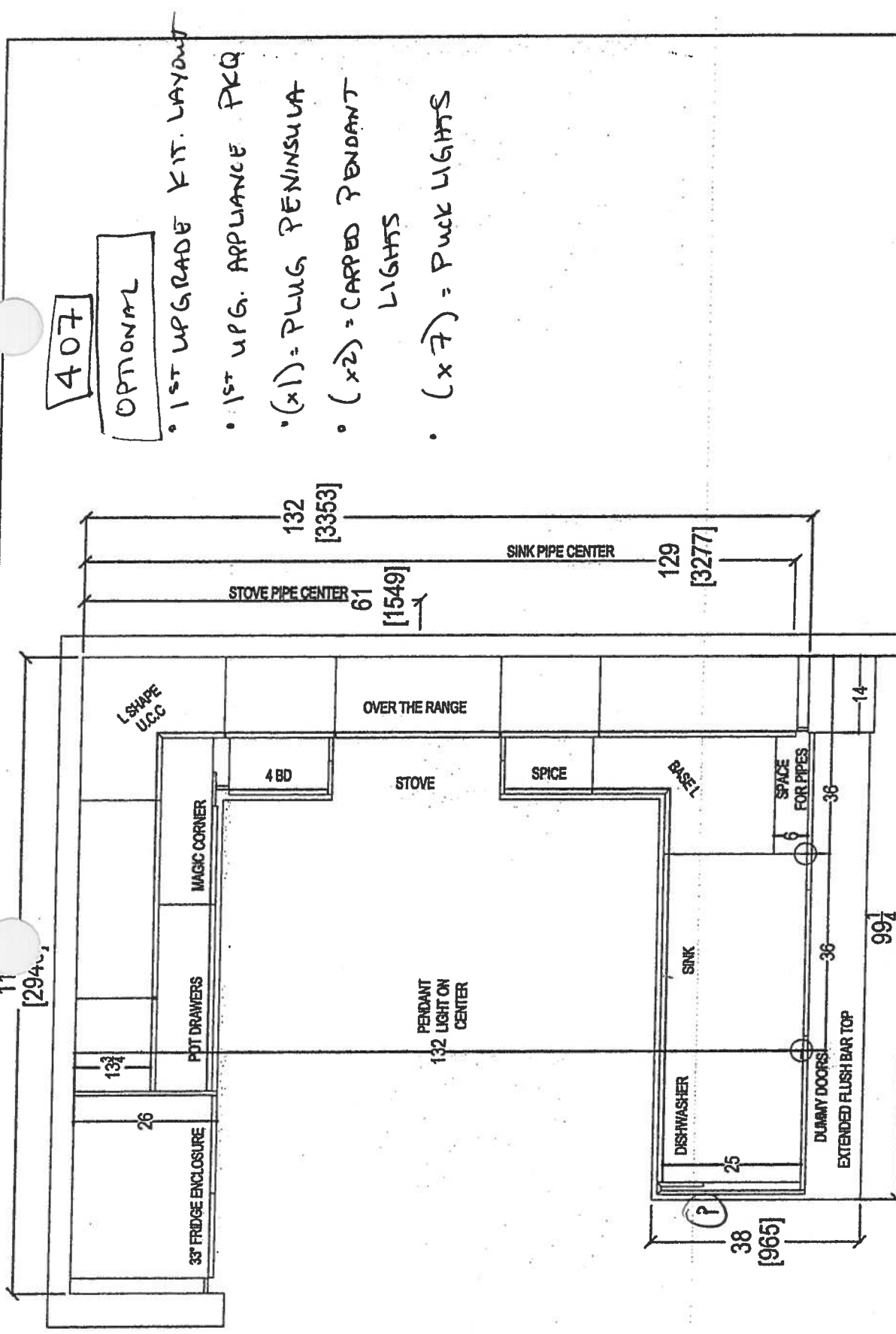
CLIENT: ROYAL PINE HOMES
SITE: HAMPTON PLACE
PHONE: —
EMAIL: —

NOYAC BAY (2G) UPGRADE PACKAGE
DOOR STYLE: —
FINISH: —
SPECIES: —

ROOM: KITCHEN FLOOR PLAN
DOOR HANDLE: —
DRW HANDLE: —
TOP: —

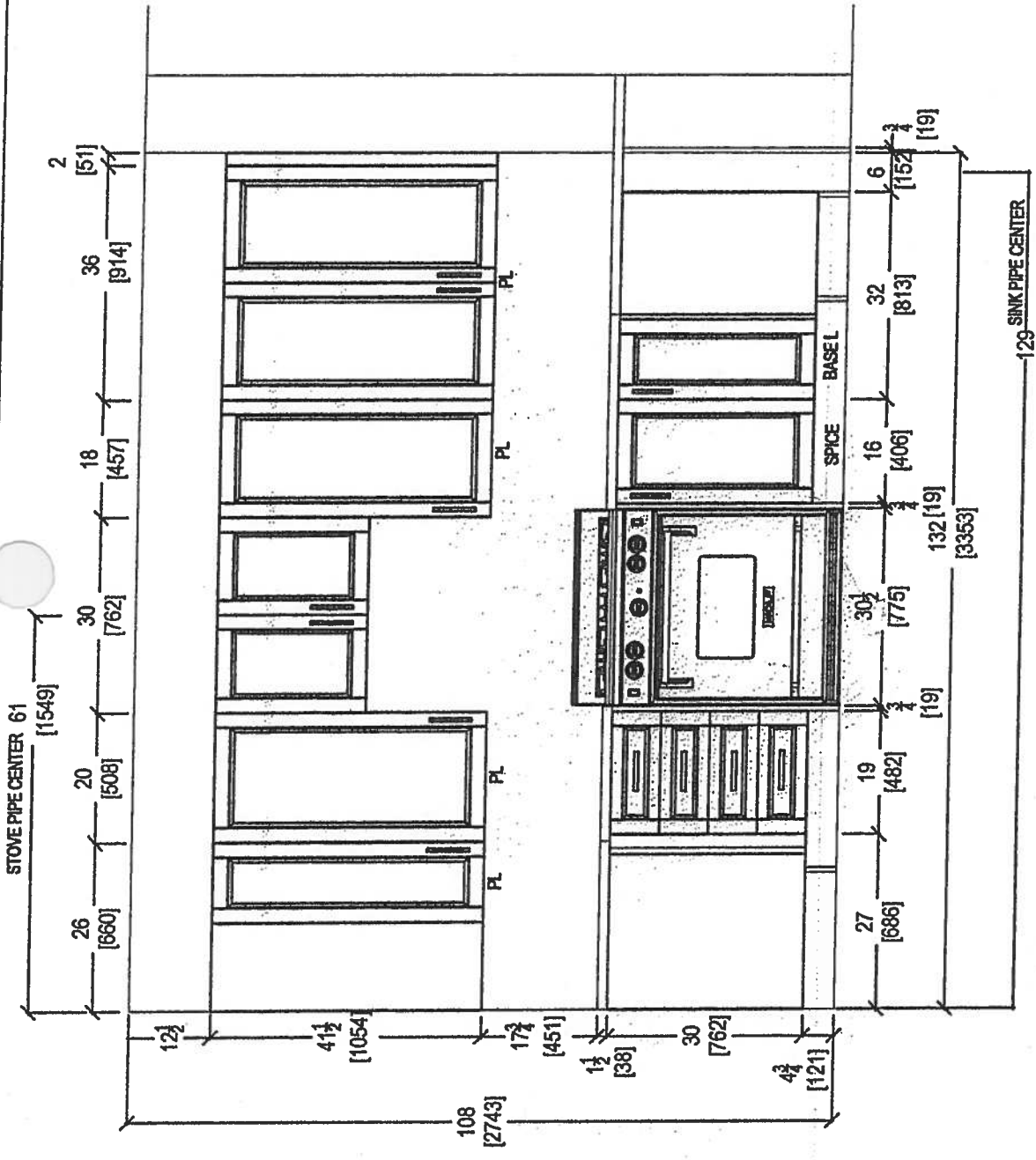
DRAWN BY: SK
SCALE: 1/2" = 1'-0"
DATE: MARCH 8, 2018
PAGE: —

COMMENTS:
PLEASE NOTE ALL DIMENSIONS
ARE NOT FINAL AND ARE
SUBJECT TO CHANGE UPON
FINAL SITE MEASURE



407
OPTIONAL

- 1ST UPGRADE KIT. LAYOUT
- 1ST UPG. APPLIANCE PKG
- (x1) = PLUG PENINSULA
- (x2) = CAPPED PENDANT LIGHTS
- (x7) = PUCK LIGHTS



STOVE WALL ELEVATION



80 SANTE DRIVE, VAUGHAN, ON L4K 3C4,
T: 416.745.1811 F: 905.761.5901

CLIENT: ROYAL PINE HOMES
SITE: HAMPTON PLACE
PHONE: ---
EMAIL: ---


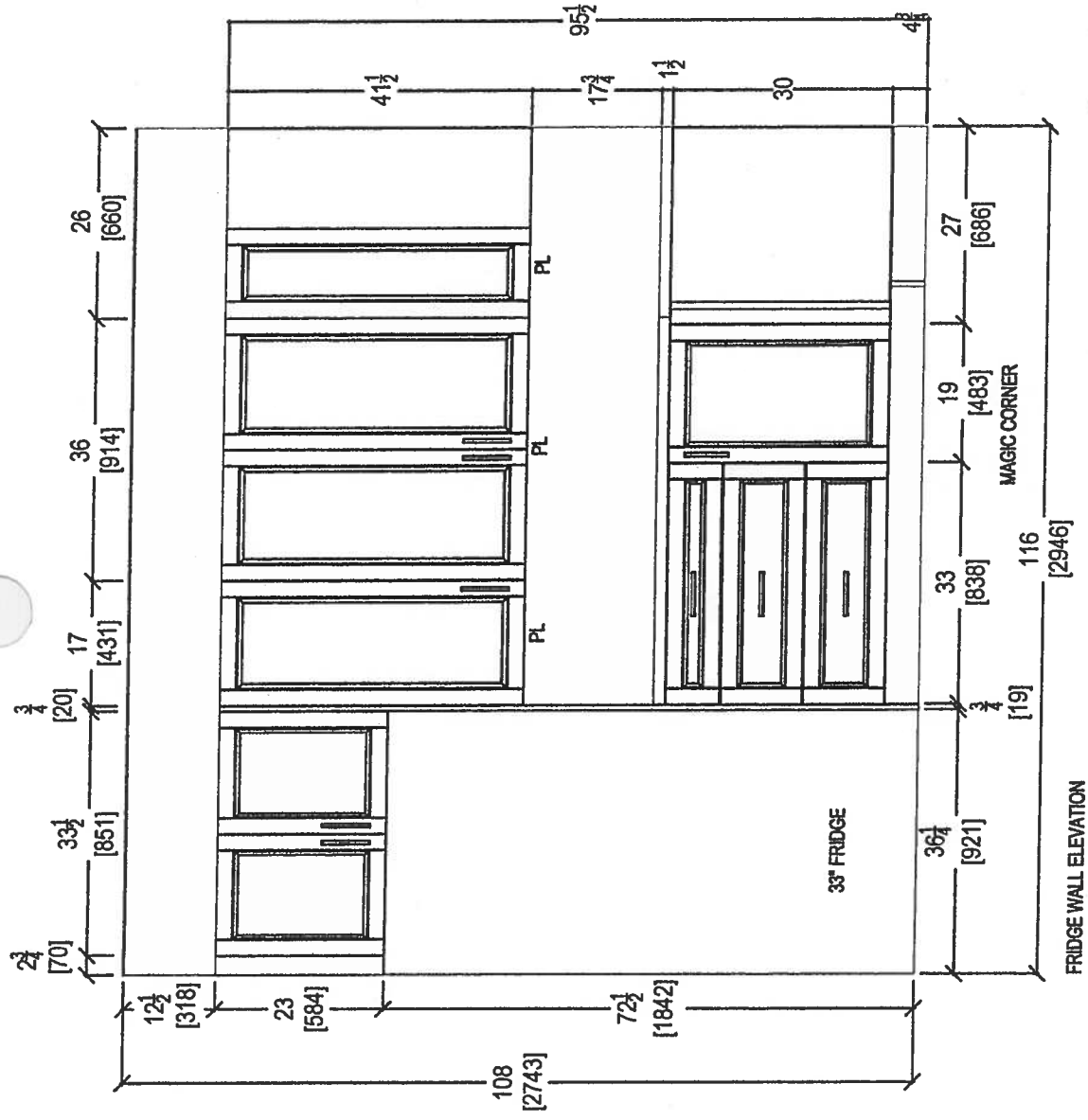
NOYAC BAY (2G) UPGRADE PACKAGE
DOOR STYLE: ---
FINISH: ---
SPECIES: ---

ROOM: KITCHEN
DOOR HANDLE: ---
DRW HANDLE: ---
TOP: ---

DRAWN BY: SK
SCALE: 1/2" = 1'-0"
DATE: MARCH 8, 2018
PAGE: ---

COMMENTS:

PLEASE NOTE ALL DIMENSIONS
ARE NOT FINAL AND ARE
SUBJECT TO CHANGE UPON
FINAL SITE MEASURE



CLIENT: ROYAL PINE HOMES

SITE: HAMPTON PLACE

PHONE: —

EMAIL: —

NOYAC BAY (2G) UPGRADE PACKAGE

DOOR STYLE: —

FINISH: —

SPECIES: —

ROOM: KITCHEN

DOOR HANDLE: —

DRW HANDLE: —

TOP: —

DRAWN BY: SK

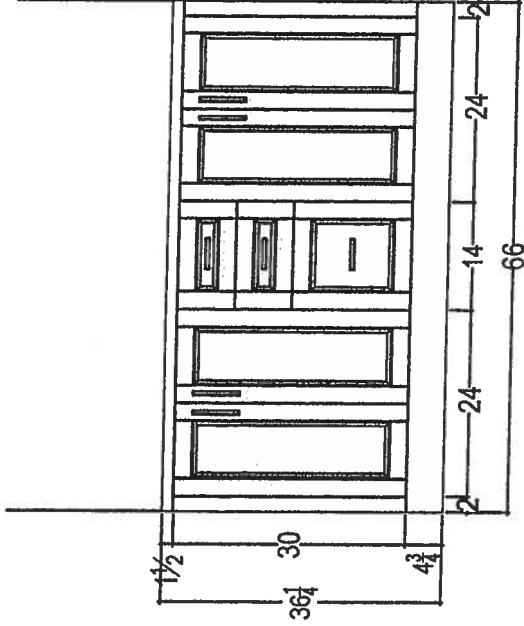
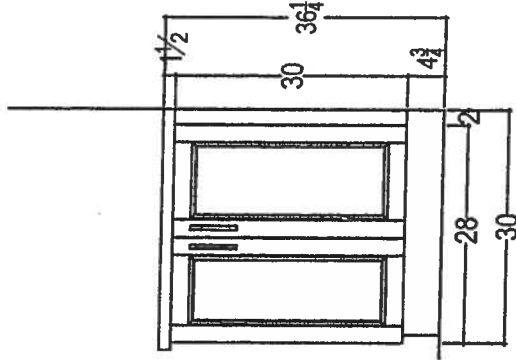
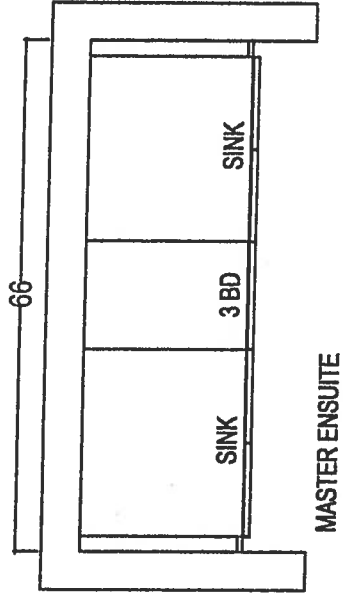
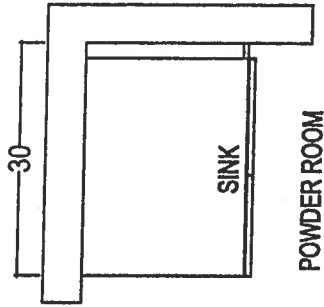
SCALE: 1/2" = 1' - 0"

DATE: MARCH 8, 2018

PAGE: —

COMMENTS:

PLEASE NOTE ALL DIMENSIONS
ARE NOT FINAL AND ARE
SUBJECT TO CHANGE UPON
FINAL SITE MEASURE



80 SANTE DRIVE, VAUGHAN, ON L4K 3C4,
T: 416.746.1811 F: 905.761.5901

CLIENT: ROYAL PINE HOMES	NOYAC BAY (2G) UPGRADE PACKAGE	ROOM:	VANITIES	DRAWN BY: SK	COMMENTS: PLEASE NOTE ALL DIMENSIONS ARE NOT FINAL AND ARE SUBJECT TO CHANGE UPON FINAL SITE MEASURE
SITE: HAMPTON PLACE	DOOR STYLE: —	DOOR HANDLE:	—	SCALE: 1/2" = 1' - 0"	
PHONE: —	FINISH: —	DRW HANDLE:	—	DATE: MARCH 8, 2018	
EMAIL: —	SPECIES: —	TOP:	—	PAGE: —	

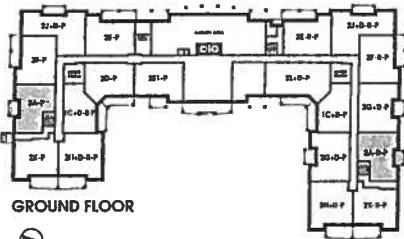
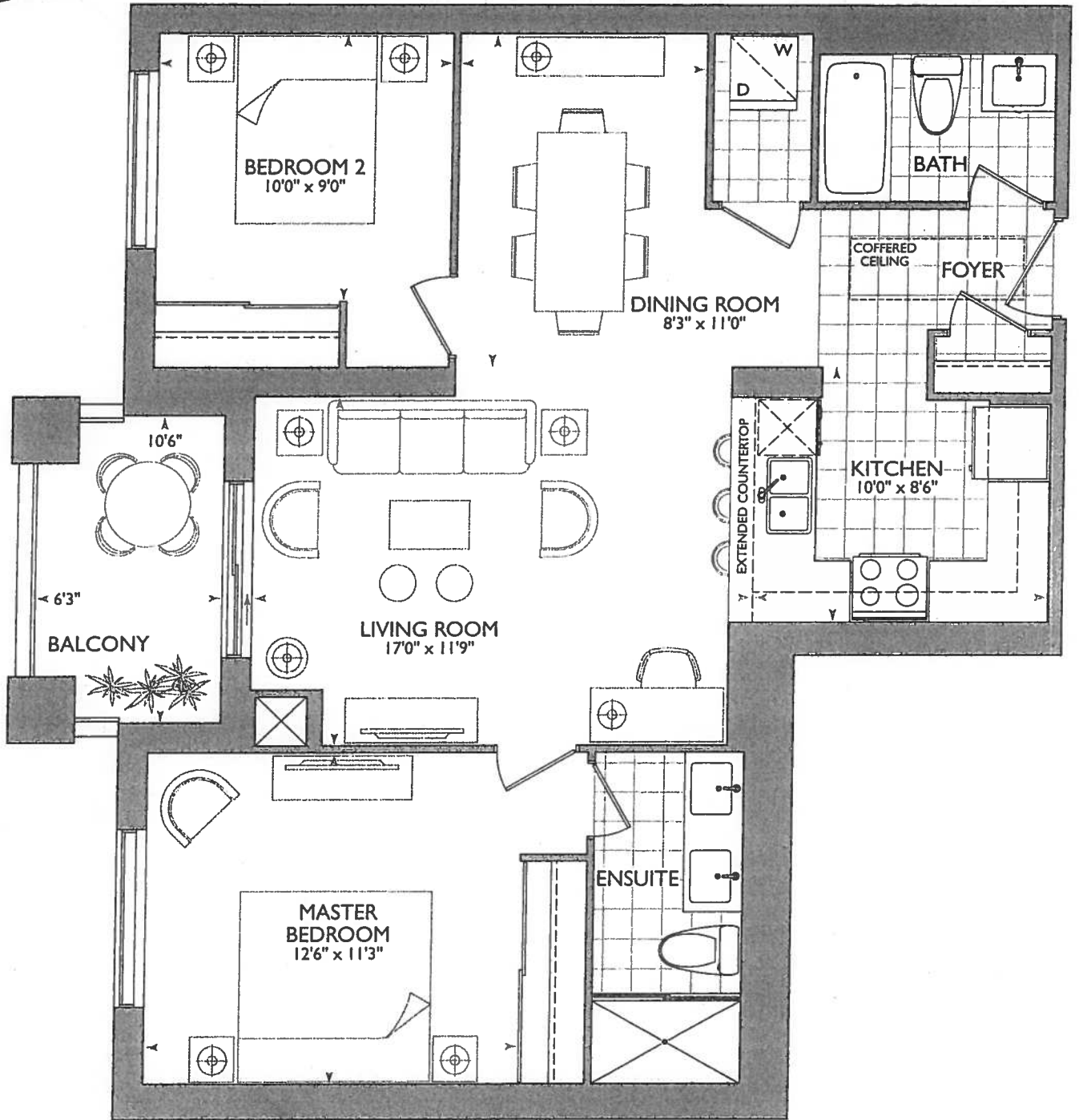


Montauk

SUITE 408

* ORIGINAL LAYOUT *

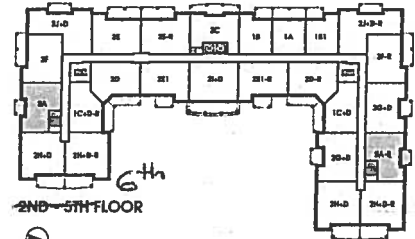
988 SQ FT *plus 61 sq. ft. of balcony area*



GROUND FLOOR



2ND - 5TH FLOOR



2ND - 5TH FLOOR

MONTAUK: 408

- NEW LOCATION SECURITY PANEL RELOCATE AT MAIN BATH WALL
- 6" COFFERED CEILING AS PER ORIGINAL BROCHURE

December 19, 2017

Main Bath

AN 66

* Revised Foyer Coffered
AS PER THIS BROCHURE.

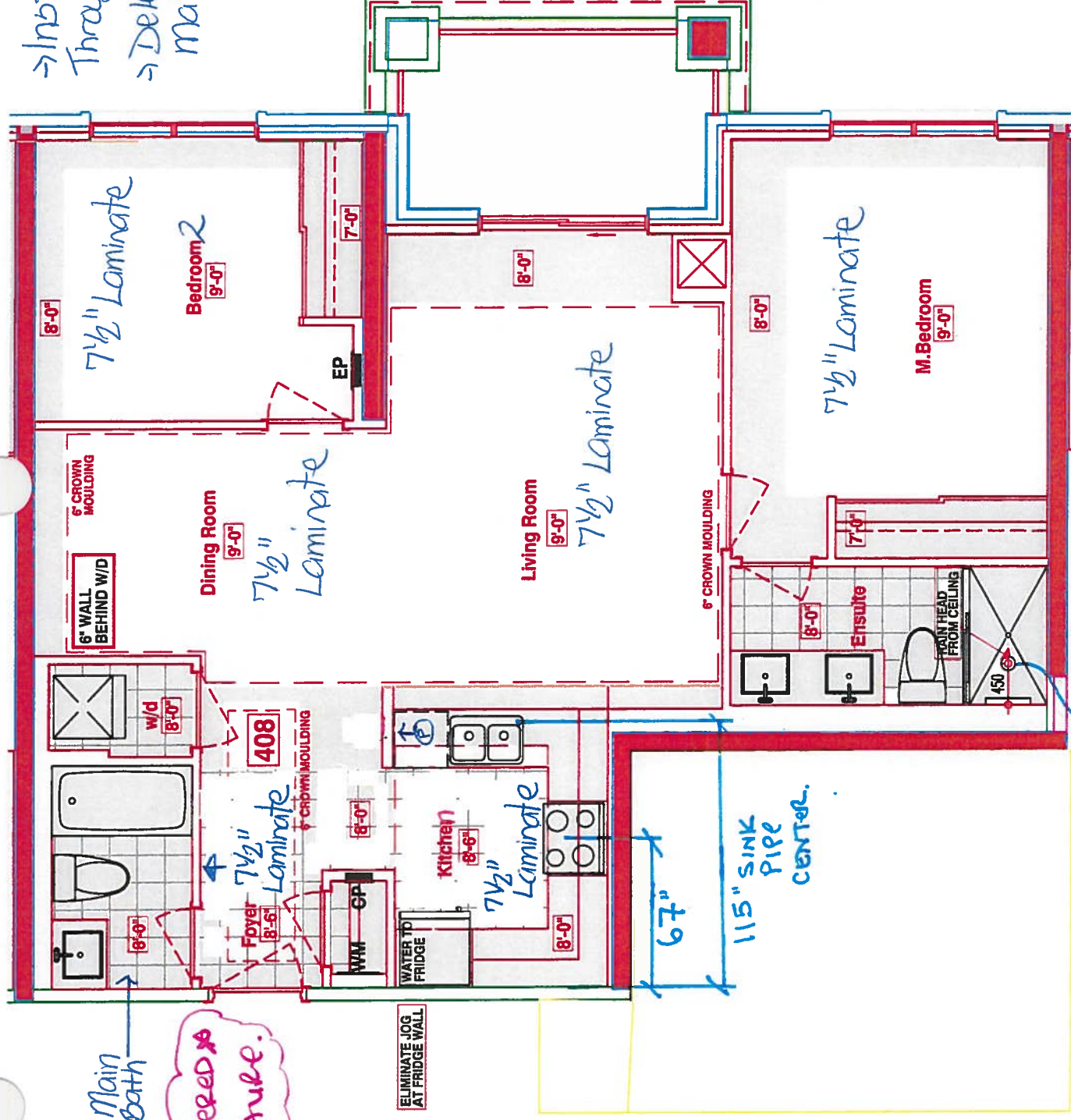
→ Install Standard Laminate Flooring
Throughout; Foyer + Kitchen
→ Delete Ceramic Accessories at;
Main Bath + Master Ensuite

KITCHEN

UPG#1 - APPLIANCE PACKAGE.

(P) = PLUG PENINSULA INSTALLED
ON WALL ABOVE DISHWASHER.

(4x) = PUCK LIGHTS



RECEIVED
DEC 19 2017

SUITES 408 - MONTAUK

Royal Pine Homes 25 Boker Hill Blvd - Stouffville, ON Dec 19, 2017

CEILING HOIST RAIN SHOWER



CONSTRUCTION SUMMARY

Hampton Place

PURCHASERS: RYAN EBORA NARON and CHRISTINE MING-WAI CHANG

TEL: RES.: 416-427-6495

LOT NUMBER	PHASE	HOUSE TYPE	CLOSING DATE	
408	1	MONTAUK	10-Oct-18	

Offer Workshee	TANDEM PARKING SPACE IN LIEU OF SINGLE PARKING SPACE Note:
Upgrade	WATER LINE TO FRIDGE Note:
Offer Upgrade	RAINHEAD FROM CEILING ,AS PER VENDORS STANDARD SAMPLES Note:



SITE COPY

CONSTRUCTION SUMMARY

Hampton Place

PURCHASERS: RYAN EBORA NARON and CHRISTINE MING-WAI CHANG

TEL: RES.: 416-427-6495

LOT NUMBER	PHASE	HOUSE TYPE	CLOSING DATE	
408	1	MONTAUK	10-Oct-18	

Date Added: 19-Dec-17 Invoice Number: 7063

1 - FOYER & KITCHEN - Install Standard Laminate Flooring throughout Foyer and Kitchen in lieu of builders standard porcelain tiles (See Sketch)

1 - KITCHEN & BATHROOMS - Purchaser has DECLINED All Upgrades offered during decor appointment at the decor centre for kitchen & bathroom cabinetry. Standard Kitchen Layout & Standard Bathroom Vanities to be installed as per standard plan. (See Sketch)
Note:

1 - DISCLAIMER - STONE COUNTERTOP;
KITCHEN - Stone slabs vary in size & all seams are visible & the fabricator reserves the right to position the seams as necessary.
Note:

1 - KITCHEN - Kitchen Backsplash - Install 3RD UPGRADE KITCHEN BACKSPLASH - 12x12 BIANCO CARRARA 2 3/4" HEXAGON MOSAICS - To be installed throughout kitchen, where applicable. (does not include behind the fridge or stove) (See Sketch)
Note:

1 - KITCHEN - Kitchen Sink - Install Standard Undermount Sink - BLANCO Horizon Plus U2 Undermount Sink (8") - Model # 401234
Note:

1 - KITCHEN - Kitchen Faucet - Install Standard Faucet - DELTA Chrome Pull-Out Kitchen Faucet (Single Hole) - Model # 469LF - Chrome
Note:

1 - APPLIANCE PACKAGE - Install Upgrade Appliance Package - UPGRADE PACKAGE # 1 - To be installed throughout suite, where applicable. (See Sketch)

1 - MASTER ENSUITE - Install Standard Granite Countertop - BIANCO ANTICO - To be installed throughout master ensuite vanity countertop, where applicable (Includes 3`` Splash) (See Sketch)
Note:

1 - CLARIFICATION;
MAIN BATH & MASTER ENSUITE - Install Standard 3`` Splash throughout Main Bath and Master Ensuite Vanity Coutnertops, where applicable. (See Sketch)
Note:

1 - DISCLAIMER - GRANITE COUNTERTOP;
MASTER ENSUITE - Due to the many variables that can affect the pattern, colour and/or design and "pitting" of natural products, granite installed will not be identical to the samples displayed.
Note: Every effort is made to provide granite countertops as close as possible but the vendor is not responsible for results which differ from the sample displayed. All countertop surfaces may have seams, and product pattern and shade can change in areas containing seams.

1 - DISCLAIMER - STONE COUNTERTOP;
MAIN BATH & MASTER ENSUITE - Stone slabs vary in size & all seams are visible & the fabricator reserves the right to position the seams as necessary.
Note:

1 - CLARIFICATION;
MAIN BATH & MASTER ENSUITE - Install Standard Plumbing Fixtures throughout Main Bath and Master Ensuite, where applicable (See Sketch)

1 - CLARIFICATION - REFER TO APAS;
MASTER ENSUITE - Install Rain Shower Head from Ceiling at Master Ensuite Shower Stall - DELTA - Shower Trim and Hansgrohe Slide Bar with Handheld and Ceiling Mount Showerhead
Note: Model # R10000 / T13020-CDN/27454002 / 277440 / RP52382 / RP46870 / RP6025 / R11000 / T11800 - Chrome (See Sketch)

1 - CLARIFICATION;
MASTER ENSUITE - Purchaser accepts & acknowledges the standard glass at master ensuite shower stall will NOT touch the ceiling and will receive a Standard Chrome Header. (See Sketch)
Note:



SITE COPY

CONSTRUCTION SUMMARY

Hampton Place

PURCHASERS: RYAN EBORA NARON and CHRISTINE MING-WAI CHANG TEL: RES.: 416-427-6495

LOT NUMBER	PHASE	HOUSE TYPE	CLOSING DATE	
408	1	MONTAUK	10-Oct-18	

Date Added: 19-Dec-17 Invoice Number: 7063

1 - CLARIFICATION;
BATH & MASTER ENSUITE - DELETE Do Not Install / Supply / Credit Purchaser for builders standard ceramic bathroom accessories (toilet
owel bar & soap dish) throughout all bathrooms where applicable.
Note: To Include; Main Bath & Master Ensuite (See Sketch)

1 - PURCHASER HAS ATTENDED A COLOR APPOINTMENT AT THE DECOR CENTRE AND HAS DECLINED ANY ADDITIONAL
UPGRADES. Purchaser accepts and acknowledges that there will be no further changes/additions/deletions to be made upon signing on December
19,2017
Note:

1 - PURCHASER AWARE AND ACCEPTS THAT ANY CHANGES MADE TO UPGRADES AFTER SIGNING THIS PURCHASERS EXTRA
FORM ARE SUBJECT TO A MINIMUM ADMINISTRATION FEE OF \$1,000 PLUS A 10% HOLDBACK FEE.
Note:

This Document is Extremely Time Sensitive - Printed 27 Feb 18 at 15:44





* INTERIOR COLOUR SCHEME *


Purchasers	Decor Consultant	Model Type	Telephone Res. / Bus	Project	Closing Date	Unit
RYAN EBORA NARON & CHRISTINE MING-WAI CHANG	Melissa Di Marino	MONTAUK	(416) 427-6495 /	Hampton Place	10/10/2018	408


	Flooring		Wall Tile		
	Description		Main	Accent/Insert	Pattern
MASTER ENSUITE	13x13 SEAL GREY (STD)	✓	8x10 GOLF GRIGIO (STD)	NONE	NONE
MAIN BATHROOM	13x13 RUSTIC GREY (STD)	✓	8x10 GOLF GRIGIO (STD)	NONE	NONE
POWDER ROOM	N/A		N/A	N/A	N/A
KITCHEN / DINETTE	7 1/2" TorleysForest-SaguenayValley 9744P (UPG)	✓	12x12BiancoCarraraHexagonMosaic(Upg)	NONE	NONE
FOYER	7 1/2" TorleysForest-SaguenayValley 9744P (UPG)	✓	N/A	N/A	N/A
LAUNDRY	8x8 BEHRAM PINK (STD)	✓	N/A	N/A	N/A
LIVING ROOM	7 1/2" TorleysForest - SaguenayValley 9744P (STD)	✓			
DINING ROOM	7 1/2" TorleysForest - SaguenayValley 9744P (STD)	✓			
DEN	N/A				
MASTER BEDROOM	7 1/2" TorleysForest - SaguenayValley 9744P (STD)	✓			
BEDROOM 2	7 1/2" TorleysForest - SaguenayValley 9744P (STD)	✓			
BEDROOM 3	N/A				

Notes

Consultant:  Melissa Di Marino

Purchaser:  RYAN EBORA NARON

Purchaser:  CHRISTINE MING-WAI CHANG

Vendor:  Hampton Place



* INTERIOR COLOUR SCHEME *

Purchasers RYAN EBORANARON & CHRISTINE MING-WAI CHANG		Decor Consultant Melissa Di Marino	Model Type MONTAUK	Telephone Res. / Bus (416) 427-6495 /	Project Hampton Place	Closing Date 10/10/2018	Unit 408
--	--	---------------------------------------	-----------------------	--	--------------------------	----------------------------	-------------

Page 2 of 3

CABINETRY, VANITIES AND COUNTERTOPS

Style	Countertop	Counter Edge	Handle / Knob
CATEGORY 2 - MAPLE - PISTACHIO QT 2503 (STD)	ASPEN TRIBECA (STD)	A " EDGE (STD)	B603-SC
CATEGORY 1 - LP LAMINATE - CHILL QT 1022 (STD)	BIANCO ANTICO GRANITE (STD)	A " EDGE (STD)	3487-128
N/A	N/A	N/A	N/A
CATEGORY 1 - FIBERBOARD - WHITE QT 1203 (STD)	ASPEN CYRUS GREY (STD)	A " EDGE (STD)	3487-128
N/A	N/A	N/A	N/A

APPLIANCE PACKAGE

Upgrade
Package #1

Std 31in Opening

PLUMBING FIXTURES

KITCHEN	
Sink Model	STANDARD
Sink Faucet	STANDARD
TOILETS	
Master Ensuite	STANDARD
Main Bathroom	STANDARD
Powder Room	N/A
VANITY FAUCETS	
Master Ensuite	STANDARD
Main Bathroom	STANDARD
Powder Room	N/A
VANITY SINKS	
Master Ensuite	STANDARD
Main Bathroom	STANDARD
Powder Room	N/A
SHOWER STALL / TUBS	
Master Ensuite Shower Stall	STANDARD
Master Ensuite Tub	N/A
Main Bathroom Tub	STANDARD

Trim

Baseboard & Casing	STANDARD
Interior Doors	STANDARD - CARRARA SMOOTH

Levers

Door Height	STANDARD
-------------	----------

Cornice Moulding / Medallion

Foyer	STANDARD - #CTR-611
Living Room	STANDARD - #CTR-611
Dining Room	STANDARD - #CTR-611
Den	N/A
Master Bedroom	NONE
Bedroom 2	NONE
Bedroom 3	N/A

Fireplace

Location Flooring	N/A
Style	N/A
Finish	N/A
Marble	N/A
Hearth	N/A

MISC. INSTALLATIONS

Ceramic Accessories
(installed by Vendor)
☒ Yes ☐ No

Bathroom Mirrors
(installed by Vendor)
☒ Yes ☐ No

Wire Shelving - Closet
(installed by Vendor)
☒ Yes ☐ No

Paint Throughout

Walls	STANDARD - BIRCH WHITE
Trim	STANDARD - WHITE

Page 2 of 3

SHOWER STALL / TUBS

Master Ensuite Shower Stall	STANDARD
Master Ensuite Tub	N/A
Main Bathroom Tub	STANDARD

Decor Consultant:

Melissa Di Marino

Purchaser:

RYAN EBORA NARON

Purchaser:

CHRISTINE MING-WAI CHANG

Vendor:

Hampton Place


Lot: 408 Project: Hampton Place Model: MONTAUK

Printed Dec 19, 2017 11:28 am

your kitchen your taste.
80 SANTE DRIVE, VAUGHAN, ON L4K 3C4,
T: 416.746.1811 F: 905.761.5901



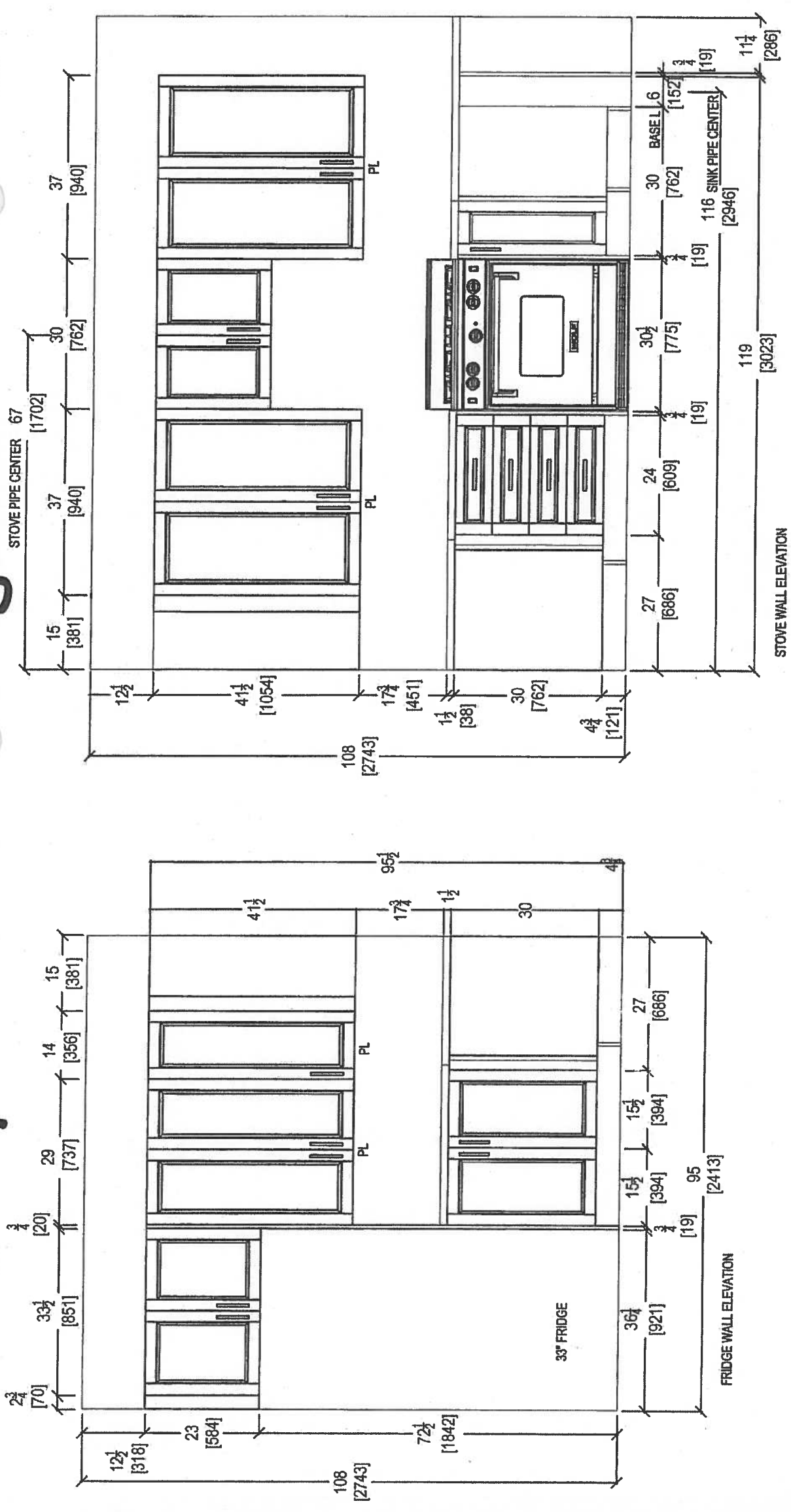
- UPG #1 - APPLIANCE PACKAGE
- ① = PLUG PENINSULA INSTALLED ON WALL ABOVE DISH WASHER
- (4x) = PUCK LIGHTS




CLIENT: ROYAL PINE HOMES	UNIT 408 HMP	ROOM:	KITCHEN FLOOR PLAN	DRAWN BY: SK	
SITE: HAMPTON PLACE	DOOR STYLE: —	DOOR HANDLE: —		SCALE: 1/2" = 1' - 0"	
PHONE: —	FINISH: —	DRW HANDLE: —		DATE: OCT 23, 2017	
EMAIL: —	SPECIES: —	TOP: —		PAGE: —	
COMMENTS:					

COMMENTS:

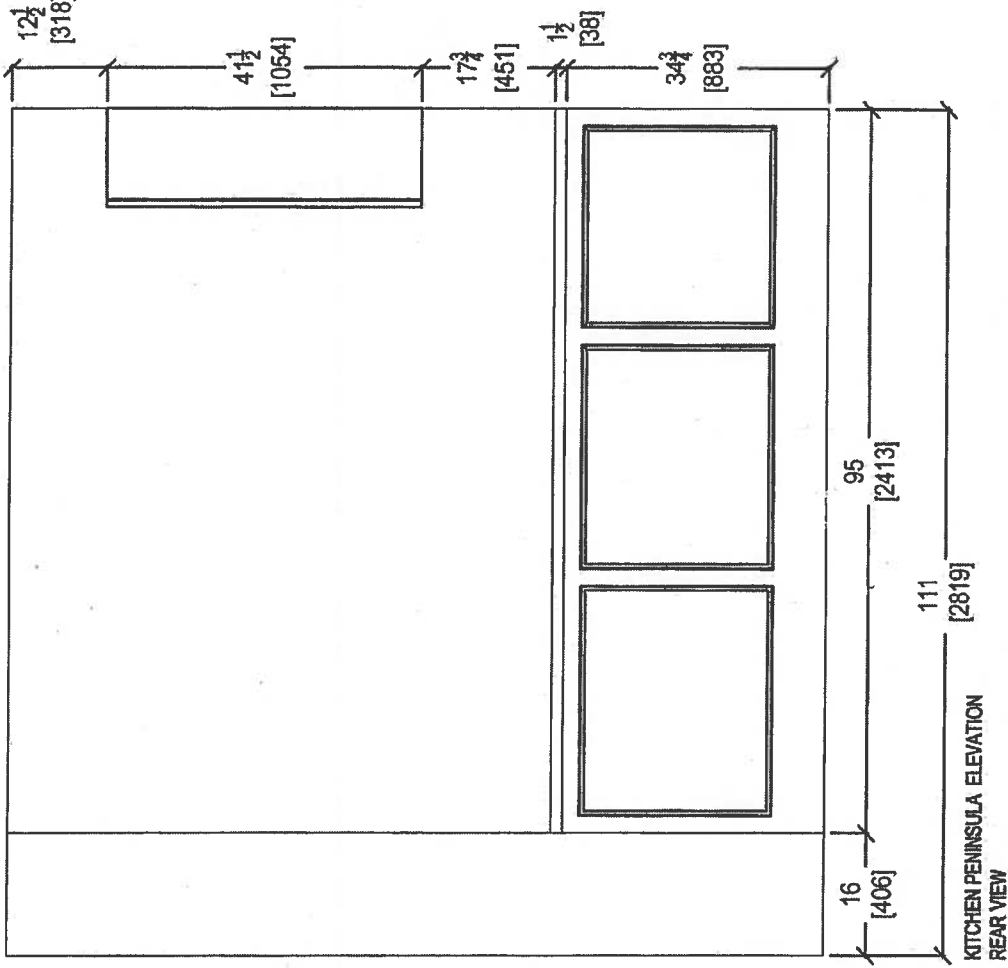
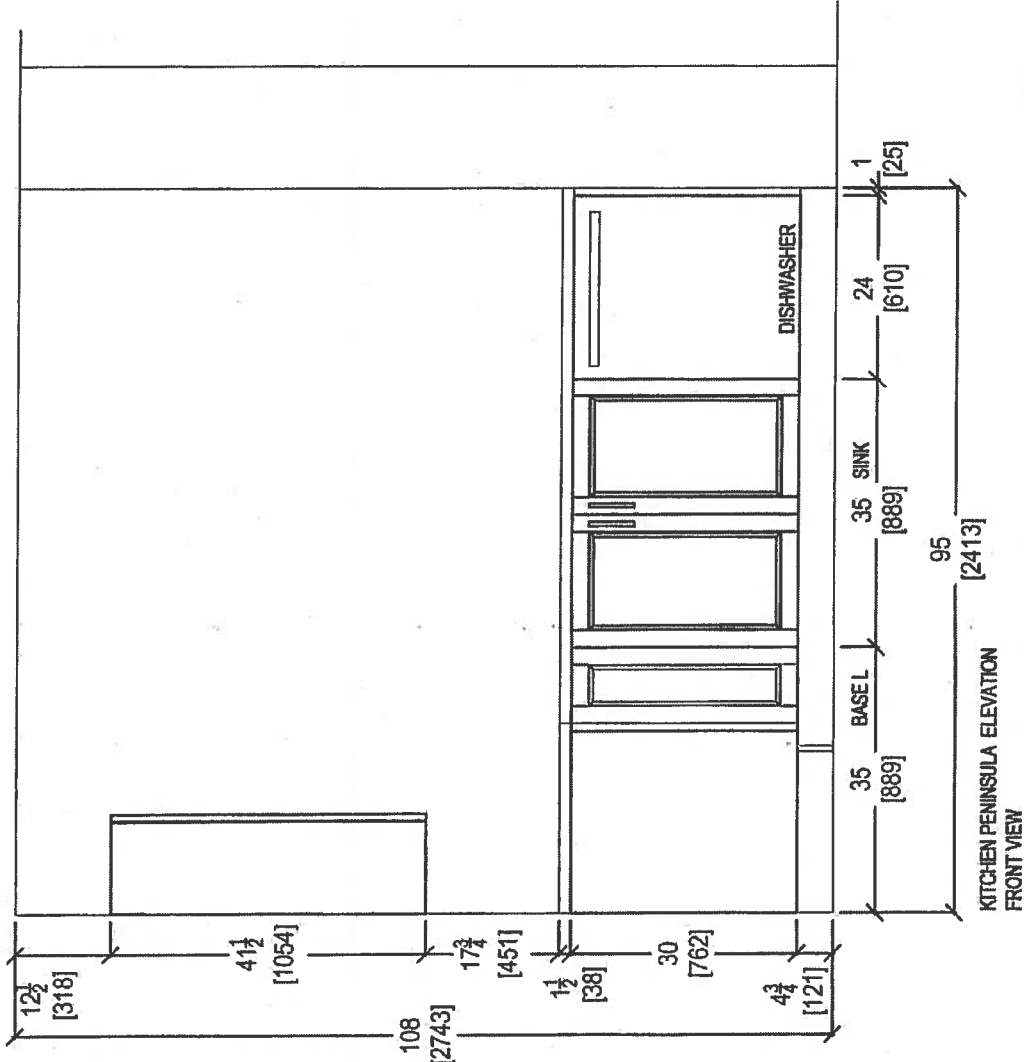



Suite 408 Hampton
 PL-Pock Light(x4)



 <i>your kitchen, your taste.</i> 80 SANTE DRIVE, VAUGHAN, ON L4K 3C4, T: 416.748.1811 F: 905.761.5901	CLIENT: ROYAL PINE HOMES		UNIT 408 HMP	ROOM: KITCHEN	DRAWN BY: SK		COMMENTS:  
	SITE: HAMPTON PLACE		DOOR STYLE: —	DOOR HANDLE: —	SCALE: 1/2" = 1' - 0"		
	PHONE: —		FINISH: —	DRW HANDLE: —	DATE: JAN 24, 2018		
	EMAIL: —		SPECIES: —	TOP: —	PAGE: —		

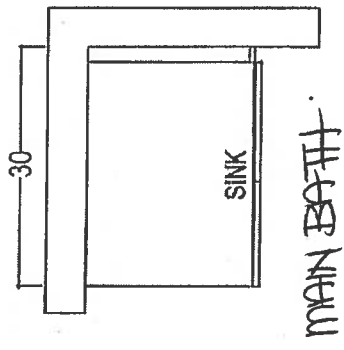
Suite 408 Hampton



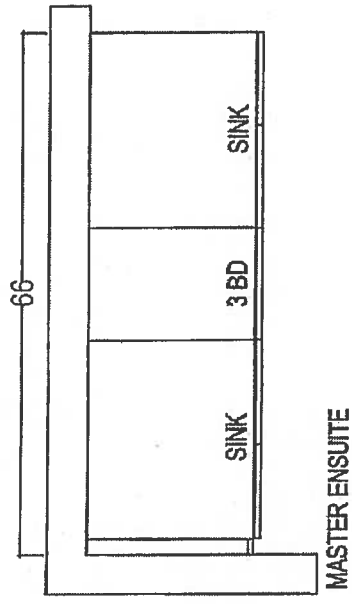
<div><p><i>your kitchen, your taste.</i> 80 SANTE DRIVE, VAUGHAN, ON L4K 3C4, T: 416.746.1811 F: 905.781.5901</p></div>	CLIENT: ROYAL PINE HOMES	UNIT 408 HMP	ROOM: KITCHEN	DRAWN BY: SK		COMMENTS: <div><div></div><div></div><div></div></div>
	SITE: HAMPTON PLACE	DOOR STYLE: —	DOOR HANDLE: —	SCALE: 1/2" = 1' - 0"		
	PHONE: —	FINISH: —	DRW HANDLE: —	DATE: JAN 24 2018		
	EMAIL: —	SPECIES: —	TOP: —	PAGE: —		

SUITE 408 - HAMPTON

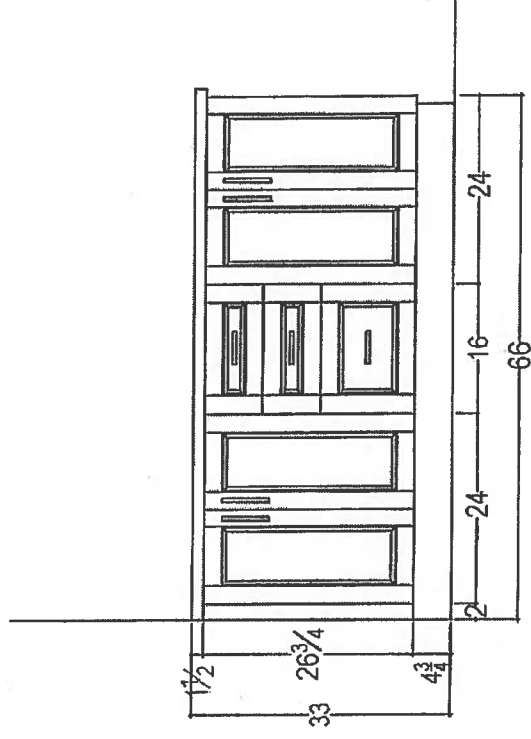
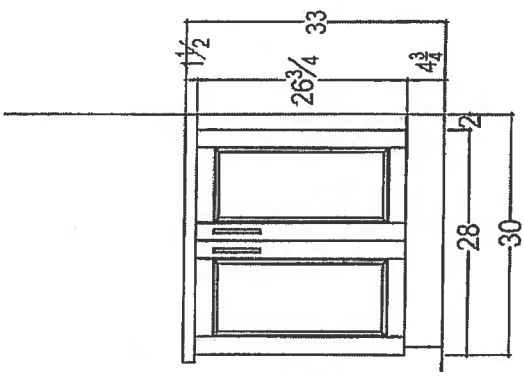
* Install 3" Splash *




MAIN BATH



MASTER ENSUITE



RECEIVED
11/20/18

 your kitchen. your life. 80 SANTE DRIVE, VAUGHAN, ON L4K 3C4. T: 416.746.1811 F: 905.761.5901	CLIENT: ROYAL PINE HOMES	JOB NAME: 2A	ROOM:	DRAWN BY: SK	COMMENTS: PLEASE NOTE ALL DIMENSIONS ARE NOT FINAL AND ARE SUBJECT TO CHANGE UPON FINAL SITE MEASURE
	SITE: HAMPTON PLACE	DOOR STYLE: —	DOOR HANDLE: —	SCALE: 1/2" = 1' - 0"	
	PHONE: —	FINISH: —	DRW HANDLE: —	DATE: AUG 4, 2017	
	EMAIL: —	SPECIES: —	TOP: —	PAGE: —	

Suite 408
Hampton

Upgrade
Package I

WRB322DMBM



Whirlpool®

<http://www.whirlpool.com>

36-inches wide Bottom-Freezer Refrigerator with
SpillGuard™ Glass Shelves - 22 cu. ft

Key Features:

- SpillGuard™ Glass Shelves
- Adaptive Defrost / *Factory Installed Icemaker*
- FreshFlow™ Produce Preserver
- LED Interior Lighting
- ENERGY STAR® Qualified

Product Dimensions:

Height: 70

Width: 32 5/8

Depth: 33 3/8

Electrical Requirements:

15


Additional Information:

[Use And Care Guide](#)

[Dimension Guide](#)

[Energy Guide](#)

[Warranty Certificate](#)



INVESTED
IN
AMERICA



©Registered trademark/TM Trademark of Whirlpool, U.S.A. © 2016 Whirlpool Corporation. All Rights Reserved.
All other trademarks are owned by their respective companies.
Because Whirlpool Corporation policy includes a continuous commitment to improve our products, we reserve the right to change materials and specifications without notice. We also reserve the right to discontinue or transition products without notice.
Manufacturer's Suggested Retail Price (MSRP) and Minimum Advertised Price (MAP) provided for reference purposes only. Dealer alone determines advertised and retail prices.
Created On: Tuesday, March 14, 2017 11:30:08

Suite 408
Hampton

Upgrade
Package I


WEE745H0FS



Whirlpool®

<http://www.whirlpool.com>

4 Cu. Ft. Slide-In Electric Range with True Convection



Key Features:

- Frozen Bake™ Technology
- True Convection Cooking
- FlexHeat™ Triple Radiant Element
- Convection Conversion
- AquaLift® Self-Cleaning Technology
- Temperature Sensor
- Rapid Preheat
- 6.4 Cu. Ft. Capacity
- Easy-Wipe Ceramic Glass Cooktop
- Large Oven Window
- Max Capacity Rack
- Hidden Bake Element

Product Dimensions:

Height: 36

Width: 29 7/8

Additional Information:

[Use And Care Guide](#)

[Dimension Guide](#)

[Installation Guide](#)

[Warranty Certificate](#)

INVESTED
IN
AMERICA



©Registered trademark/TM Trademark of Whirlpool, U.S.A. © 2016 Whirlpool Corporation. All Rights Reserved. All other trademarks are owned by their respective companies.

Because Whirlpool Corporation policy includes a continuous commitment to improve our products, we reserve the right to change materials and specifications without notice. We also reserve the right to discontinue or transition products without notice.

Manufacturer's Suggested Retail Price (MSRP) and Minimum Advertised Price (MAP) provided for reference purposes only. Dealer alone determines advertised and retail prices.

Created On: Friday, January 27, 2017 10:46:47

Suite 408
Hampton

Upgrade
Package 1



YWMH76719CS



<http://www.whirlpool.com>

1.9 cu. ft. Microwave Hood Combination with
TimeSavor™ Plus True Convection

Key Features:

- TimeSavor™ Plus True Convection Cooking System
- Steam Cooking
- Sensor Cooking
- AccuPop™ Cycle
- CleanRelease® Non-Stick Interior
- SteamClean Option
- Integrated Hidden Vent and Console
- Auto Adapt Fan
- Recessed, Stoppable Glass Turntable
- Universal Microwave Steamer
- 1.9 cu. ft. Capacity
- 1,100 Watts Cooking Power

Product Dimensions:

Height: 17 1/8

Width: 29 15/16

Depth: 18 1/2

Electrical Requirements:

15 or 20. 120 V.

Additional Information:


[Use And Care Guide](#)

[Installation Guide](#)

[Warranty Certificate](#)

Available in:

Stainless Steel



©Registered trademark/TM Trademark of Whirlpool, U.S.A. © 2013 Whirlpool Corporation. All Rights Reserved.
All other trademarks are owned by their respective companies.
Because Whirlpool Corporation policy includes a continuous commitment to improve our products, we reserve the right to change materials and specifications without notice. We also reserve the right to discontinue or transition products without notice.
Manufacturer's Suggested Retail Price (MSRP) and Minimum Advertised Price (MAP) provided for reference purposes only. Dealer alone determines advertised and retail prices.
Created On: Monday, March 14, 2016 13:16:48

Suite 408
Hampton

Upgrade
Package 1

WDTA50SAHZ



Whirlpool®

<http://www.whirlpool.com>

Contemporary Design. Stainless Steel Tub
Dishwasher with TotalCoverage Spray Arm

Key Features:


- Sensor Cycle
- TotalCoverage Spray Arm
- 1-Hour Wash Cycle
- Tap Touch Controls

Product Dimensions:

Height: 34 1/2
Width: 23 7/8
Depth: 24 1/2

Additional Information:

[Use And Care](#)
[Dimension Guide](#)
[Installation Guide](#)
[Energy Guide](#)
[Warranty](#)



Available in:

● Black

Fingerprint Resistant Sunset Bronze

Fingerprint Resistant Black Stainless

○ White

Fingerprint Resistant Stainless Steel

INVESTED
IN
AMERICA



©Registered trademark/TM Trademark of Whirlpool, U.S.A. © 2016 Whirlpool Corporation. All Rights Reserved. All other trademarks are owned by their respective companies.

Because Whirlpool Corporation policy includes a continuous commitment to improve our products, we reserve the right to change materials and specifications without notice. We also reserve the right to discontinue or transition products without notice.

Manufacturer's Suggested Retail Price (MSRP) and Minimum Advertised Price (MAP) provided for reference purposes only. Dealer alone determines advertised and retail prices.

Suite 408
Hampton

Upgrade
Package I




WFW75HEFW



<http://www.whirlpool.com>

5 cu. ft. Front Load Washer with Precision
Dispense



Key Features:

- Precision Dispense
- Adaptive Wash Technology
- Smooth Wave Stainless Steel Wash Basket
- 4.5 cu. ft. Capacity
- ENERGY STAR® Qualified

Product Dimensions:

Height: 39 3/4

Width: 27

Depth: 33 5/16

Electrical Requirements:

15 or 20. 120 V.

Additional Information:

[Use And Care Guide](#)

[Dimension Guide](#)

[Installation Guide](#)

[Energy Guide](#)

[Warranty Certificate](#)

INVESTED
IN
AMERICA



©Registered trademark/TM Trademark of Whirlpool, U.S.A. ©2013 Whirlpool Corporation All Rights Reserved.
All other trademarks are owned by their respective companies.
Because Whirlpool Corporation policy includes a continuous commitment to improve our products, we reserve
the right to change materials and specifications without notice. We also reserve the right to discontinue or
transition products without notice.
Manufacturer's Suggested Retail Price (MSRP) and Minimum Advertised Price (MAP) provided for reference
purposes only. Dealer alone determines advertised and retail prices.
Created On: Wednesday, March 23, 2016 11:51:03

Suite 408
Hampton

Upgrade
Package 1




YWED75HEFW

Whirlpool®

7.5 cu. ft. Duet® High Efficiency Front Load Electric
Dryer with ENERGY STAR®

<http://www.whirlpool.com>

MSRP: \$0.00



Key Features:

- Advanced Moisture Sensing System
- Quad Baffles
- Tap Touch Controls with Memory
- EcoBoost™ Option
- Wrinkle Shield™ Plus Option
- Undercounter Installation
- 7.4 Cu. Ft. Capacity
- ENERGY STAR® Qualified

Product Dimensions:

Height: 39
Width: 27
Depth: 31

Additional Information:

Use And Care
Installation Guide
Warranty

Available in:

☐ White

INVESTED
IN
AMERICA

ADA
Compliant

®Registered trademark/TM Trademark of Whirlpool, U.S.A. © 2016 Whirlpool Corporation. All Rights Reserved. All other trademarks are owned by their respective companies.


Because Whirlpool Corporation policy includes a continuous commitment to improve our products, we reserve the right to change materials and specifications without notice. We also reserve the right to discontinue or transition products without notice.

Manufacturer's Suggested Retail Price (MSRP) and Minimum Advertised Price (MAP) provided for reference purposes only. Dealer alone determines advertised and retail prices.

Standard

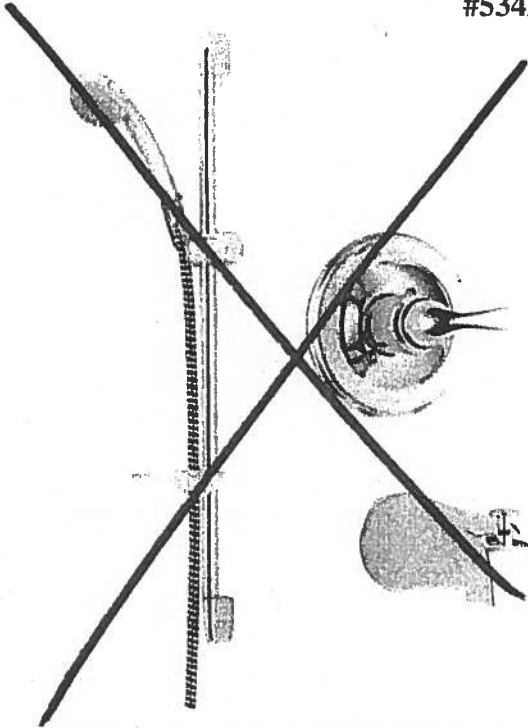


Suite 408
Hampton

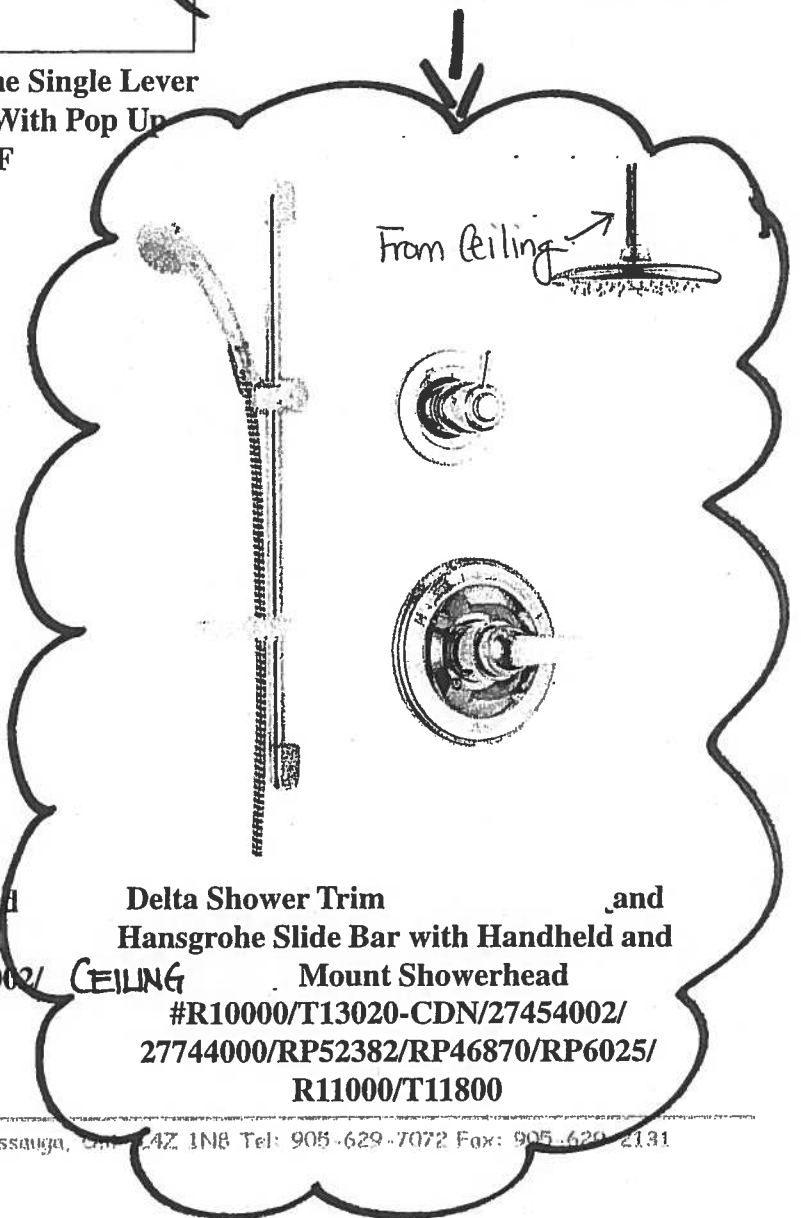


Delta Wynne Chrome Single Lever
Lavatory Faucet With Pop Up
#534LF

Master Ensuite
Shower Stall



Delta Shower Trim with Tub Spout and
Hansgrohe Slide Bar with Handheld
#R10000/T13020-CDN/2001-TP/27454002/
27744000



Delta Shower Trim and
Hansgrohe Slide Bar with Handheld and
Mount Showerhead
#R10000/T13020-CDN/27454002/
27744000/RP52382/RP46870/RP6025/
R11000/T11800

Countertop Edges

Suite 408

Hampton

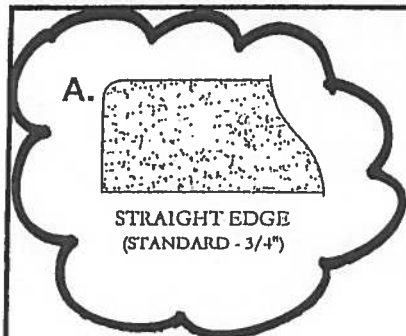


Dec. 19, 2017

CONNOLLY Marble & Granite Ltd.

**EDGE
DETAILS**

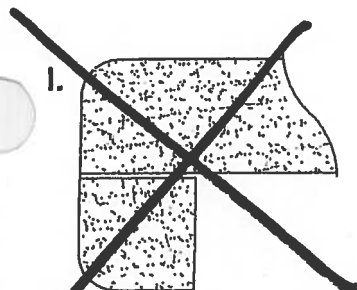
004



A.

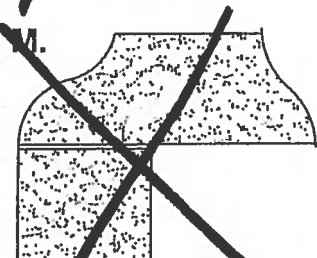
STRAIGHT EDGE
(STANDARD - 3/4")

Standard:
Kitchen
Main Bath
Master Ensuite



I.

DOUBLE TOP "D" EDGE
(STANDARD - 1 1/2")



M.

SSEE - SQUARE EDGE
(MED./HIGH - 1 1/2")

EDGING UP-GRADE OPTIONS

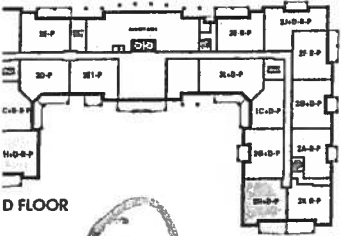
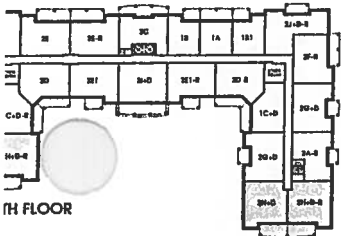
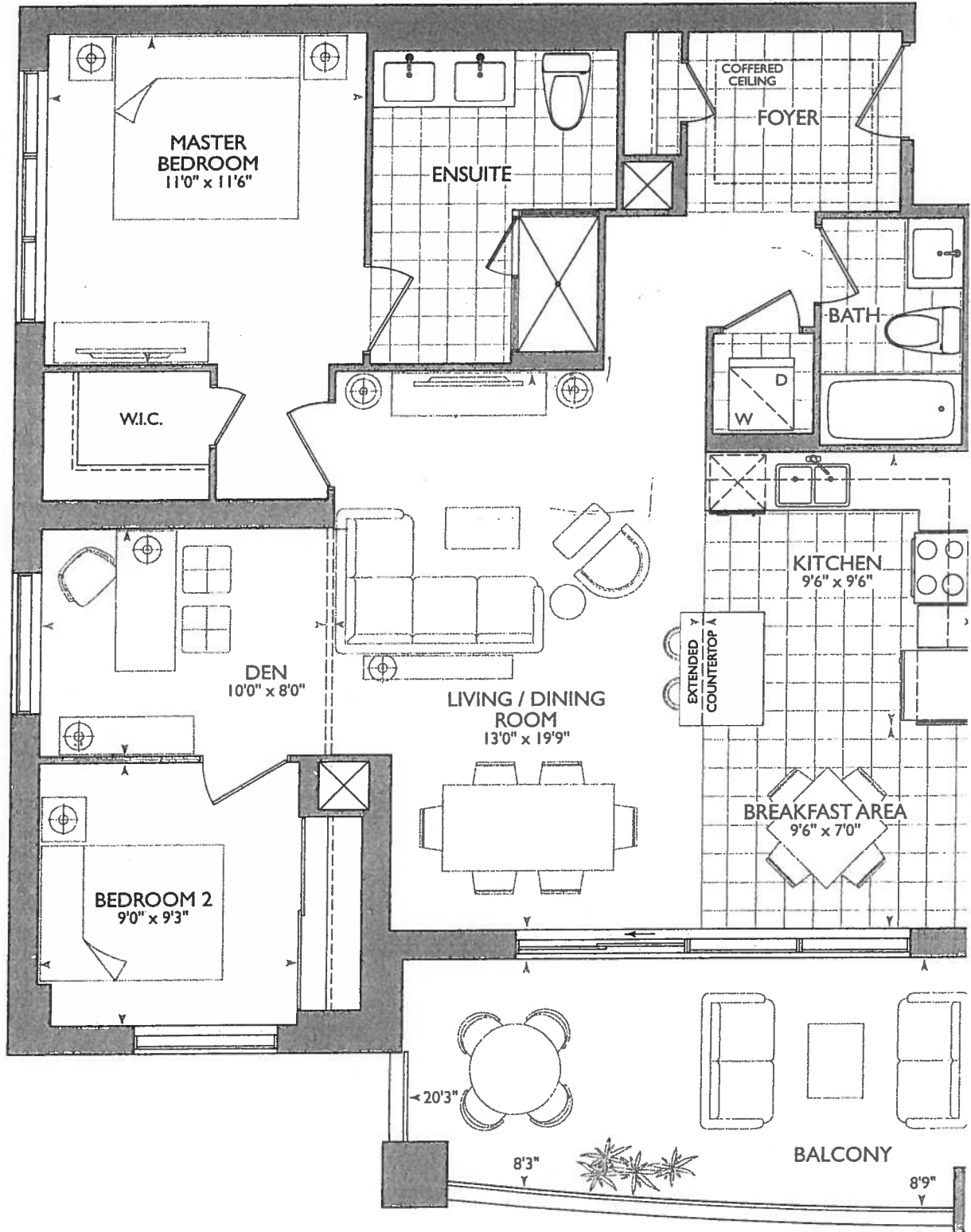


Glen Cove

SUITE 409

ORIGINAL LAYOUT

1,162 SQ FT plus 168 sq. ft. of balcony area



16



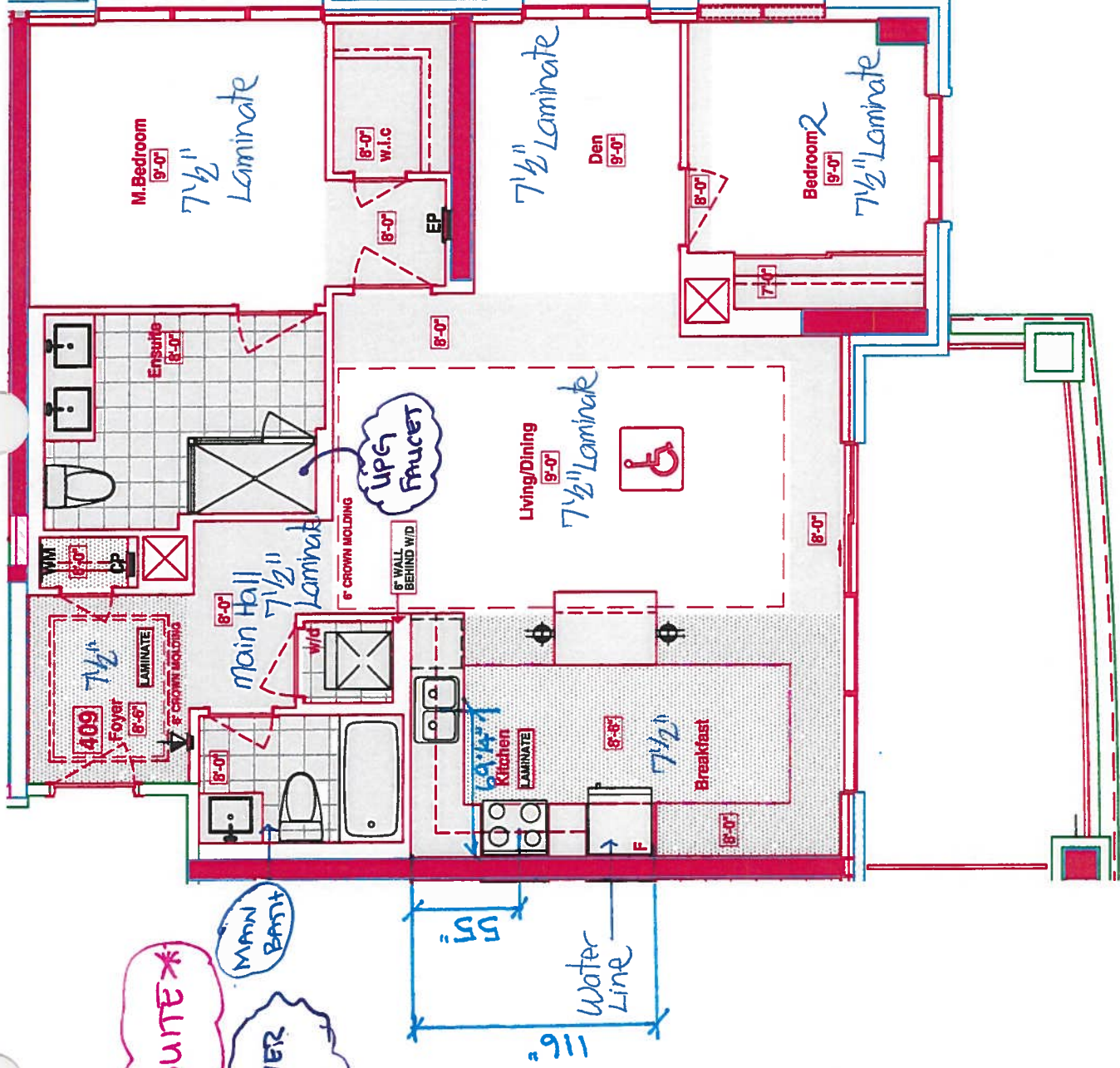
③ ④

③ ④

MAN
BANT

KITCHEN

- UPG #1 - APPLIANCE PACKAGE
- (2x) = PLUGS ISLAND
- (4x) = PUCK LIGHTS
- 55" STOVE PIPE CENTER.
- 69 1/4" SINK PIPE CENTER.



**4"x34" DUMMY WALL
FOR SHOWER FAUCET
34" LONG**

LEGEND:

 SECURITY PANEL

EP ELECTRICAL PANEL

CP **COMMUNICATION PANEL**

WM WATER METER

F
FRIDGE

DROPPED AREA

— 6" CROWN MOLDING


BARRIER FREE SUITERECEIVED
DEC 9 1960**SUITES 409 - GLENCOVE**

■ Royal Pine Homes ■ 25 Baker Hill Blvd ~ Stouffville, ON ■ Dec 19, 2017



CONSTRUCTION SUMMARY

Hampton Place

PURCHASERS: FERNANDO MENDES and MARISA MEMME-MENDES

TEL: RES.: 905-533-0135 BUS.: 647-204-3205

LOT NUMBER	PHASE	HOUSE TYPE	CLOSING DATE
409	1	GLEN COVE	10-Oct-18

Offer Worksheet	PURCHASER TO RECEIVE \$3,000(INCLUDES APPLICABLE TAXES) WORTH OF UPGRADES AT THE DECOR CENTER AT TIME OF COLOUR CHART. Note:
--------------------	---

Offer Worksheet	PURCHASER HAS THE OPTION TO DELETE WALK IN CLOSET IN MASTER BEDROOM AT THE TIME OF COLOUR CHART AT NO EXTRA CHARGE Note: Delete: January 8, 2018
--------------------	--

Offer Worksheet	VENDOR TO SUPPLY AND INSTALL STANDARD LAMINATE FLOORING IN MAIN FOYER, MAIN CLOSET , KITCHEN AND BREAKFAST AREA IN LIEU OF TILES , AS PER VENDORS SAMPLES Note:
--------------------	--

Offer Worksheet	TANDEM PARKING SPACE IN LIEU OF SINGLE PARKING SPACE Note:
--------------------	---



SITE COPY

CONSTRUCTION SUMMARY

Hampton Place

PURCHASERS: FERNANDO MENDES and MARISA MEMME-MENDES

TEL: RES.: 905-533-0135 BUS.: 647-204-3205

LOT NUMBER	PHASE	HOUSE TYPE	CLOSING DATE
409	1	GLEN COVE	10-Oct-18

Date Added: 08-Jan-18 Invoice Number: 7077

1 - CLARIFICATION; REFER TO APAS;
MASTER BEDROOM - Purchaser has Confirmed; Standard Walk-In Closet to Remain at Master Bedroom as per standard plan (See Sketch)

1 - KITCHEN & BATHROOMS - Purchaser has DECLINED All Upgrades offered during decor appointment at the decor centre for kitchen & bathroom cabinetry. Standard Kitchen Layout & Standard Bathroom Vanities to be installed as per standard plan. (See Sketch)
Note:

1 - KITCHEN - COUNTERTOP EDGING - Install UPGRADE " I " EDGING - To be installed throughout kitchen countertop, where applicable. (See Sketch)
Note:

1 - DISCLAIMER - STONE COUNTERTOP;
KITCHEN - Stone slabs vary in size & all seams are visible & the fabricator reserves the right to position the seams as necessary.
Note:

1 - KITCHEN - Kitchen Sink - Install Upgrade Undermount Sink - BLANCO Quatrus U Super Single Undermount Sink - Model # 401248 (See Attached)
Note:

1 - KITCHEN - Kitchen Faucet - Install Upgrade Faucet - DELTA TRINSIC Pull-Down Kitchen Faucet (Single Hole) - Model # 9159-Chrome (See Attached)
Note:

1 - APPLIANCE PACKAGE - Install Upgrade Appliance Package - UPGRADE PACKAGE #1 - To be installed throughout suite, where applicable (See Sketch)
Note:

1 - KITCHEN - Install WATER LINE To Fridge at Kitchen (See Sketch)
Note:

1 - CLARIFICATION;
MAIN BATH & MASTER ENSUITE - Install Standard 3" Splash throughout Main Bath and Master Ensuite vanity countertops, where applicable. (See Sketch)
Note:

1 - DISCLAIMER - STONE COUNTERTOP;
MAIN BATH & MASTER ENSUITE - Stone slabs vary in size & all seams are visible & the fabricator reserves the right to position the seams as necessary.
Note:

1 - CLARIFICATION;
MASTER ENSUITE - Purchaser accepts & acknowledges the standard frameless glass enclosure at master ensuite shower stall will NOT touch the ceiling and will receive a Standard Chrome Header. (See Sketch)
Note:

2 - MASTER ENSUITE - Vanity Faucet - Install Upgrade Faucet - DELTA TRINSIC Single Lever Lavatory Faucet (Single Hole) - Model # 559LF - Chrome (x2 Sinks) (See Sketch)

1 - MASTER ENSUITE - SHOWER STALL - Install Upgrade Option # 2 Package - DELTA Contemporary Round 14 Series Pressure Balance Kit Integrated Diverter Valve.Includes Both Wall Mount Shower Arm & Wall Mount Shower Head - Model # DF-KIT18 - Chrome (See Attached)
Note:

1 - CLARIFICATION;
MAIN BATH & MASTER ENSUITE - DELETE Do Not Install / Supply / Credit Purchaser for builders standard ceramic bathroom accessories (toilet paper, towel bar & soap dish) throughout all bathrooms where applicable
Note: To Include; Main Bath & Master Ensuite (See Sketch)



SITE COPY

CONSTRUCTION SUMMARY

Hampton Place

PURCHASERS: FERNANDO MENDES and MARISA MEMME-MENDES

TEL: RES.: 905-533-0135 BUS.: 647-204-3205

LOT NUMBER	PHASE	HOUSE TYPE	CLOSING DATE
409	1	GLEN COVE	10-Oct-18

Date Added: 08-Jan-18

Invoice Number: 7077

- 1 - BONUS PACKAGE - PURCHASER HAS APPLIED \$3,000.00 (Includes Taxes) WORTH OF UPGRADE PROMOTIONAL PACKAGE
WARDS THE PURCHASE OF UPGRADES COMPLETED AT THE DECOR CENTRE.
- 1 - PURCHASER HAS ATTENDED A COLOR APPOINTMENT AT THE DECOR CENTRE AND HAS DECLINED ANY ADDITIONAL UPGRADES. Purchaser accepts and acknowledges that there will be no further changes/additions/deletions to be made upon signing on January 8,2018
Note:
- 1 - PURCHASER AWARE AND ACCEPTS THAT ANY CHANGES MADE TO UPGRADES AFTER SIGNING THIS PURCHASERS EXTRA FORM ARE SUBJECT TO A MINIMUM ADMINISTRATION FEE OF \$1,000 PLUS A 10% HOLDBACK FEE.
Note:

This Document is Extremely Time Sensitive - Printed 27 Feb 18 at 15:45



* INTERIOR COLOUR SCHEME *

Purchasers		Decor Consultant	Model Type	Telephone Res. / Bus	Project	Closing Date	Unit
FERNANDO MENDES & MARISA MEMME-MENDES		Melissa Di Martino	GLEN COVE	(905) 533-0135 / (647) 204-3205	Hampton Place	10/10/2018	409

Page 2 of 3

CABINERY, VANITIES AND COUNTERTOPS

	Style	Countertop	Counter Edge	Handle / Knob
MAIN BATHROOM	CATEGORY 1 - LP LAMINATE - CHILL QT 1022 (STD)	<input checked="" type="checkbox"/> ASPEN CYRUS GREY (STD)	<input type="checkbox"/> "A" EDGE (STD)	B603-SC
MASTER ENSUITE	CATEGORY 1 - LP LAMINATE - CHIOSTRO QT 1022 (STD)	<input checked="" type="checkbox"/> ASPEN TRIBECA (STD)	<input checked="" type="checkbox"/> "A" EDGE (STD)	3487-128
POWDER ROOM	N/A	<input checked="" type="checkbox"/> N/A	N/A	N/A
KITCHEN / DINETTE	CATEGORY 1 - LP LAMINATE - CHILL QT 1022 (STD)	<input type="checkbox"/> ASPEN TERRA WHITE (STD)	<input checked="" type="checkbox"/> "I" EDGE (UPG)	16338-195
LAUNDRY ROOM	N/A	N/A	N/A	N/A

APPLIANCE PACKAGE

Upgrade
Package #1

Std 31in Opening

PLUMBING FIXTURES

KITCHEN	
Sink Model	<input checked="" type="checkbox"/> UPG - Blanco Quatrus U #401248
Sink Faucet	<input checked="" type="checkbox"/> UPG - Delta Trinsic #9159-Chrome
TOILETS	
Master Ensuite	<input checked="" type="checkbox"/> STANDARD
Main Bathroom	<input checked="" type="checkbox"/> STANDARD
Powder Room	N/A
VANITY FAUCETS	
Master Ensuite	<input checked="" type="checkbox"/> UPG - Delta Trinsic #559LF-Chrome
Main Bathroom	<input checked="" type="checkbox"/> STANDARD
Powder Room	N/A
VANITY SINKS	
Master Ensuite	<input checked="" type="checkbox"/> STANDARD
Main Bathroom	<input checked="" type="checkbox"/> STANDARD
Powder Room	N/A
SHOWER STALL / TUBS	
Master Ensuite Shower Stall	<input checked="" type="checkbox"/> UPG - Delta Contemporary #DF-KIT18
Master Ensuite Tub	N/A
Main Bathroom Tub	<input checked="" type="checkbox"/> STANDARD

Trim

Baseboard & Casing	STANDARD
Interior Doors	STANDARD - CARRARA, SMOOTH

Levers

Door Height	STANDARD
-------------	----------

Cornice Moulding / Medalion

Foyer	<input checked="" type="checkbox"/> STANDARD - #CTR-611
Living Room	<input checked="" type="checkbox"/> STANDARD - #CTR-611
Dining Room	<input checked="" type="checkbox"/> STANDARD - #CTR-611
Den	NONE
Master Bedroom	NONE
Bedroom 2	NONE
Bedroom 3	N/A

Fireplace

Fireplace	N/A
Location Flooring	N/A
Style	N/A
Finish	N/A
Marble	N/A
Hearth	N/A

Paint Throughout

Walls	<input checked="" type="checkbox"/> STANDARD - OYSTER WHITE
Trim	STANDARD - WHITE

Page 2 of 3

Decor Consultant: 
Melissa Di Martino

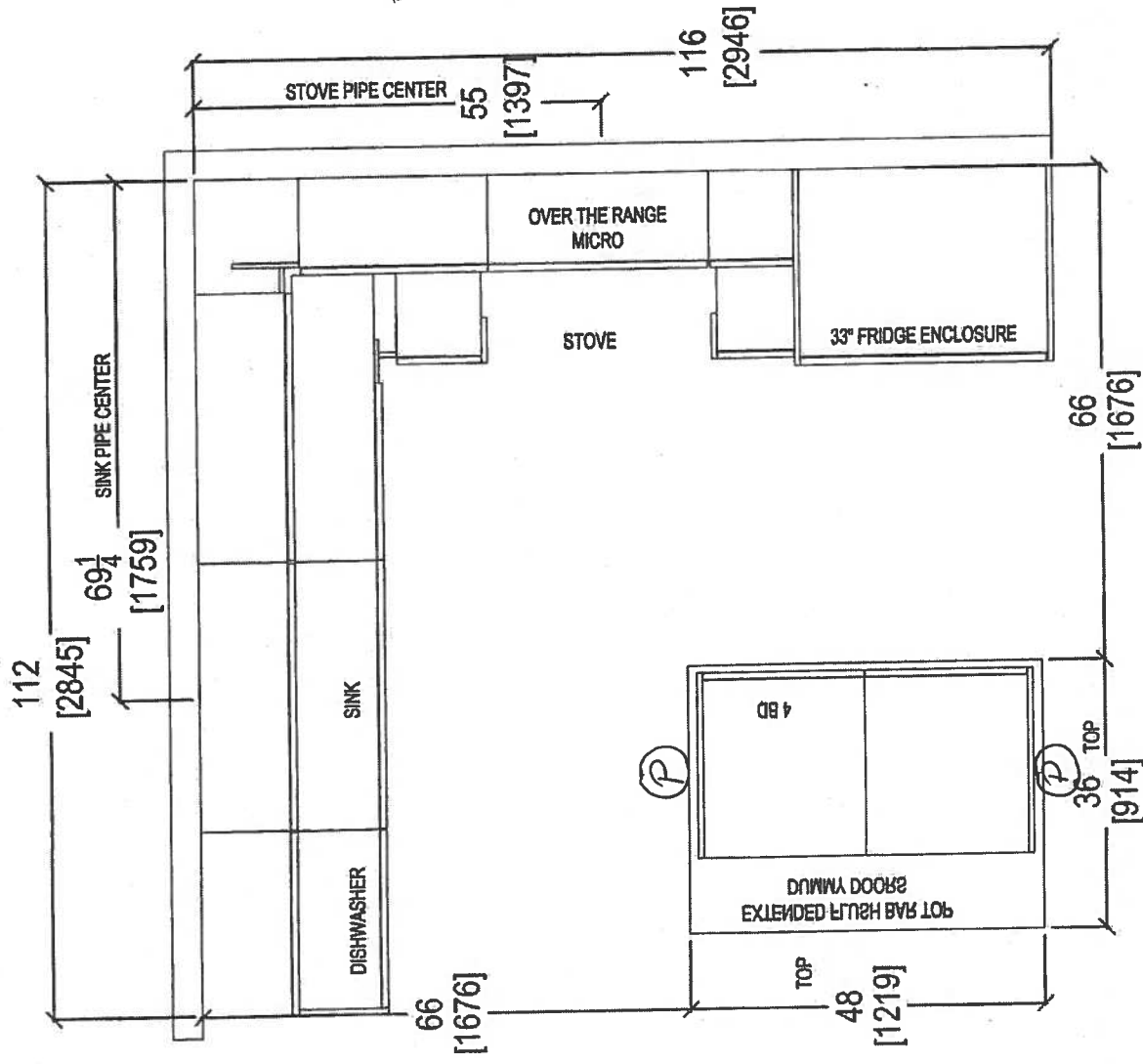
Purchaser: 
FERNANDO MENDES

Purchaser: 
MARISA MEMME-MENDES


Vendor: 
Hampton Place

Lot: 409 Project: Hampton Place Model: GLEN COVE

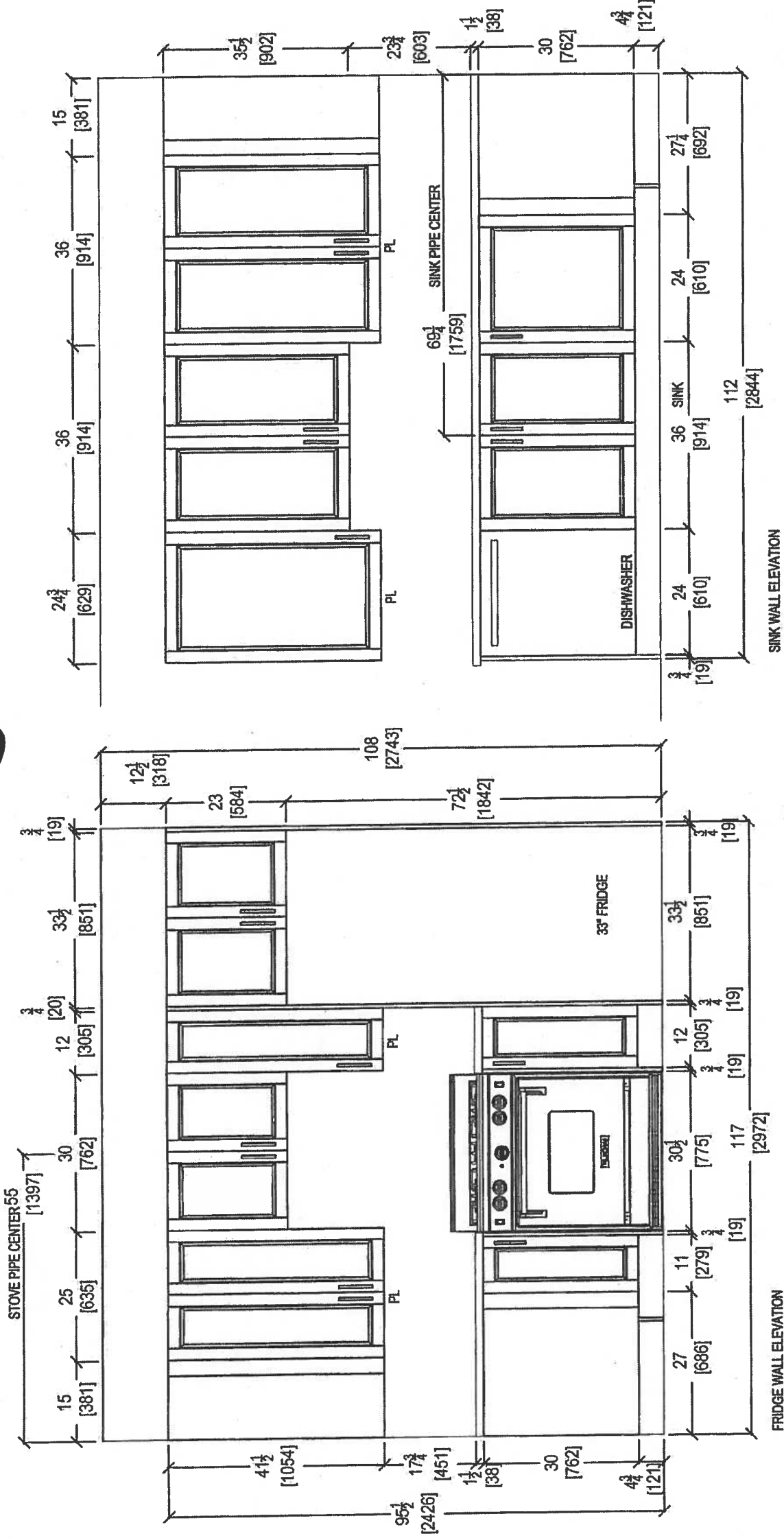
Printed Jan 08, 2018 3:55 pm



- UPG #1 - APPLIANCE PACKAGE
- (x4) FUCH LIGHTS
- (x2) PLUGS ISLAND.

 <p>your kitchen. <i>your taste.</i></p> <p>80 SANTE DRIVE, VAUGHAN, ON L4K 3C4, T: 416.745.1811 F: 505.751.5901</p>	CLIENT: ROYAL PINE HOMES	UNIT 409 HMP	ROOM: KITCHEN	DRAWN BY: SK	<p>PLEASE NOTE ALL DIMENSIONS ARE NOT FINAL AND ARE SUBJECT TO CHANGE UPON FINAL SITE MEASURE</p>
	SITE: HAMPTON PLACE	DOOR STYLE: —	DOOR HANDLE: —	SCALE: 1/2" = 1' - 0"	
	PHONE: —	FINISH: —	DRW HANDLE: —	DATE: JAN 24, 2018	
	EMAIL: —	SPECIES: —	TOP: —	PAGE: —	

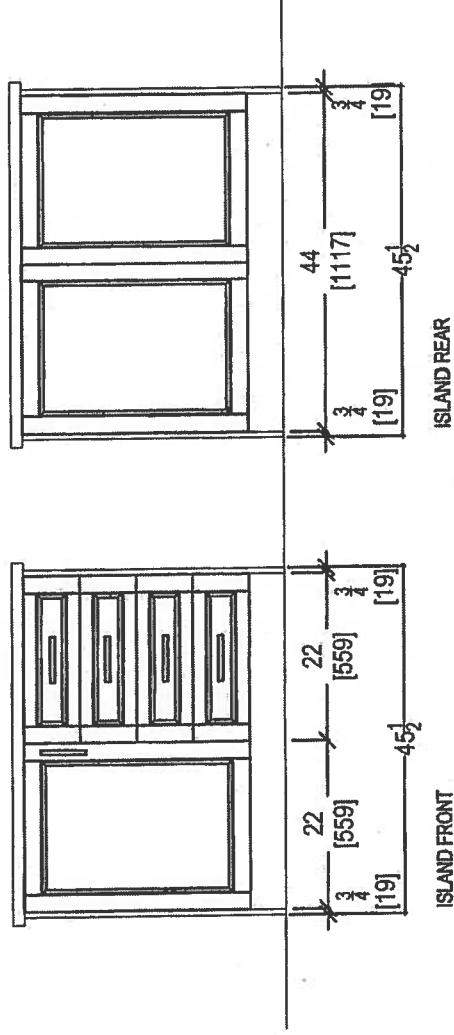
Suite 409 Hampton PL-Rock Light (x4)




CLIENT: ROYAL PINE HOMES		UNIT 409 HMP	ROOM: KITCHEN	DRAWN BY: SK	COMMENTS: PLEASE NOTE ALL DIMENSIONS ARE NOT FINAL AND ARE SUBJECT TO CHANGE UPON FINAL SITE MEASURE
SITE: HAMPTON PLACE		DOOR STYLE: —	DOOR HANDLE: —	SCALE: 1/2" = 1' - 0"	
PHONE: —		FINISH: —	DRW HANDLE: —	DATE: JAN 24, 2018	
EMAIL: —		SPECIES: —	TOP: —	PAGE: —	



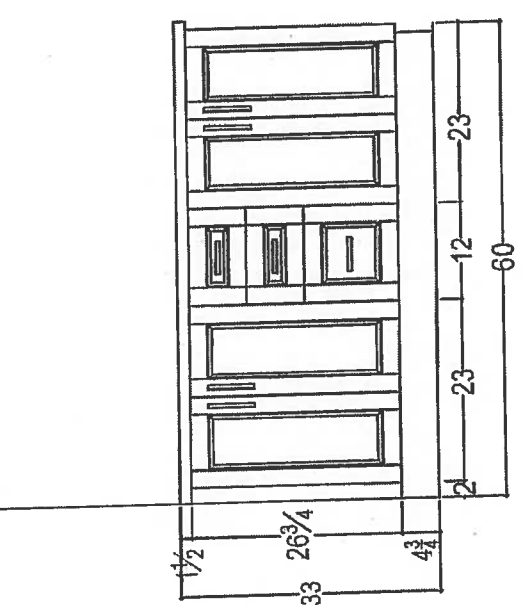
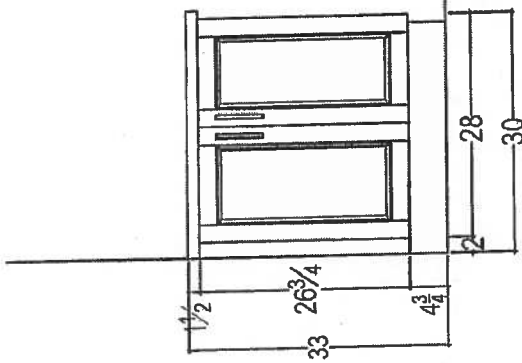
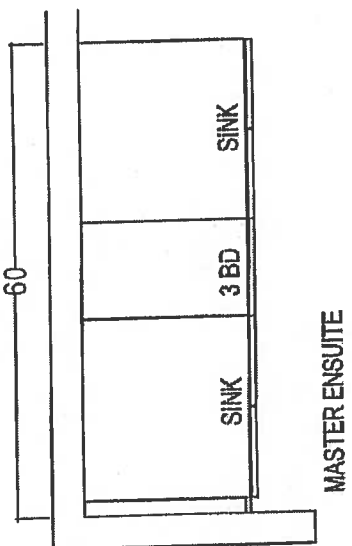
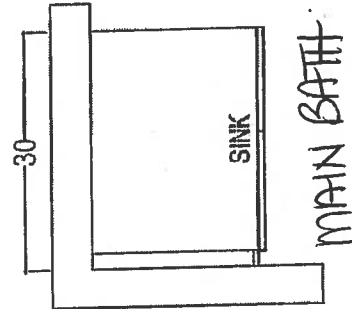
80 SANTE DRIVE, VAUGHAN, ON L4K 3C4,
T: 416.746.1811 F: 905.761.5801



 your kitchen, your taste. 80 SANTE DRIVE, VAUGHAN, ON L4K 3C4, T: 416.746.1811 F: 905.761.5801	CLIENT: ROYAL PINE HOMES		UNIT 409 HMP	ROOM: KITCHEN	DRAWN BY: SK		COMMENTS: PLEASE NOTE ALL DIMENSIONS ARE NOT FINAL AND ARE SUBJECT TO CHANGE UPON FINAL SITE MEASURE
	SITE: HAMPTON PLACE	DOOR STYLE: —		DOOR HANDLE: —	SCALE: 1/2" = 1' - 0"		
	PHONE: —	FINISH: —		DRW HANDLE: —	DATE: JAN 24, 2018		
	EMAIL: —	SPECIES: —		TOP: —	PAGE: —		

SUITE 404 - HAMPTON


* Install 3" Splash *



RECEIVED



80 SANTE DRIVE, VAUGHAN, ON L4K 3C4.
T: 416.746.1811 F: 905.761.5901



your kitchen, our tools.

80 SANTE DRIVE, VAUGHAN, ON L4K 3C4,
 416-905-7614, 1-800-761-5001

CLIENT: ROYAL PINE HOMES		2H+ D	ROOM:	VANITIES	DRAWN BY: SK	COMMENTS: PLEASE NOTE ALL DIMENSIONS ARE NOT FINAL AND ARE SUBJECT TO CHANGE UPON FINAL SITE MEASURE
SITE:	HAMPTON PLACE	DOOR STYLE: —	DOOR HANDLE:	—	SCALE: 1/2" = 1' - 0"	
PHONE:	—	FINISH: —	DRW HANDLE:	—	DATE: AUG 4, 2017	
EMAIL:	—	SPECIES: —	TOP:	—	PAGE: —	

Suite 409
Hampton

Upgrade
Package I

WRB322DMBM



Whirlpool®

<http://www.whirlpool.com>

3-inches wide Bottom-Freezer Refrigerator with
SpillGuard™ Glass Shelves - 22 cu. ft

Key Features:

- SpillGuard™ Glass Shelves
- Adaptive Defrost / *Factory Installed Icemaker*
- FreshFlow™ Produce Preserver
- LED Interior Lighting
- ENERGY STAR® Qualified

Product Dimensions:

Height: 70

Width: 32 5/8

Depth: 33 3/8

Electrical Requirements:

15


Additional Information:

[Use And Care Guide](#)

[Dimension Guide](#)

[Energy Guide](#)

[Warranty Certificate](#)



INVESTED
IN
AMERICA



©Registered trademark/TM Trademark of Whirlpool, U.S.A. © 2016 Whirlpool Corporation. All Rights Reserved.
All other trademarks are owned by their respective companies.
Because Whirlpool Corporation policy includes a continuous commitment to improve our products, we reserve the right to change materials and specifications without notice. We also reserve the right to discontinue or transition products without notice.
Manufacturer's Suggested Retail Price (MSRP) and Minimum Advertised Price (MAP) provided for reference purposes only. Dealer alone determines advertised and retail prices.
Created On: Tuesday, March 14, 2017 11:30:08

Suite 409
Hampton

Upgrade
Package 1




WEE745H0FS

Whirlpool®

<http://www.whirlpool.com>

6.4 Cu. Ft. Slide-In Electric Range with True Convection



Key Features:

- Frozen Bake™ Technology
- True Convection Cooking
- FlexHeat™ Triple Radiant Element
- Convection Conversion
- AquaLift® Self-Cleaning Technology
- Temperature Sensor
- Rapid Preheat
- 6.4 Cu. Ft. Capacity
- Easy-Wipe Ceramic Glass Cooktop
- Large Oven Window
- Max Capacity Rack
- Hidden Bake Element

Product Dimensions:

Height: 36

Width: 29 7/8

Additional Information:

[Use And Care Guide](#)

[Dimension Guide](#)

[Installation Guide](#)

[Warranty Certificate](#)

INVESTED
IN
AMERICA

ADA
Compliant

©Registered trademark/TM Trademark of Whirlpool, U.S.A. © 2016 Whirlpool Corporation. All Rights Reserved.
All other trademarks are owned by their respective companies.
Because Whirlpool Corporation policy includes a continuous commitment to improve our products, we reserve the right to change materials and specifications without notice. We also reserve the right to discontinue or transition products without notice.
Manufacturer's Suggested Retail Price (MSRP) and Minimum Advertised Price (MAP) provided for reference purposes only. Dealer alone determines advertised and retail prices.
Created On: Friday, January 27, 2017 10:46:47

Suite 409
Hampton

Upgrade
Package 1



YWMH76719CS



<http://www.whirlpool.com>

1.9 cu. ft. Microwave Hood Combination with
TimeSaver™ Plus True Convection

Key Features:

- TimeSaver™ Plus True Convection Cooking System
- Steam Cooking
- Sensor Cooking
- AccuPop™ Cycle
- CleanRelease® Non-Stick Interior
- SteamClean Option
- Integrated Hidden Vent and Console
- Auto Adapt Fan
- Recessed, Stoppable Glass Turntable
- Universal Microwave Steamer
- 1.9 cu. ft. Capacity
- 1,100 Watts Cooking Power

Product Dimensions:

Height: 17 1/8

Width: 29 15/16

Depth: 18 1/2

Electrical Requirements:

15 or 20. 120 V.

Additional Information:


[Use And Care Guide](#)

[Installation Guide](#)

[Warranty Certificate](#)

Available in:

 Stainless Steel



©Registered trademark/TM Trademark of Whirlpool, U S A. © 2013 Whirlpool Corporation All Rights Reserved
All other trademarks are owned by their respective companies.
Because Whirlpool Corporation policy includes a continuous commitment to improve our products, we reserve the right to change materials and specifications without notice. We also reserve the right to discontinue or transition products without notice.
Manufacturer's Suggested Retail Price (MSRP) and Minimum Advertised Price (MAP) provided for reference purposes only. Dealer alone determines advertised and retail prices.
Created On: Monday, March 14, 2016 13:16:48

Suite 409 Hampton Upgrade Package 1

WDTA50SAHZ



Whirlpool®

<http://www.whirlpool.com>

Contemporary Design. Stainless Steel Tub
Dishwasher with TotalCoverage Spray Arm

Key Features:


- Sensor Cycle
- TotalCoverage Spray Arm
- 1-Hour Wash Cycle
- Tap Touch Controls

Product Dimensions:

Height: 34 1/2
Width: 23 7/8
Depth: 24 1/2

Additional Information:

[Use And Care](#)
[Dimension Guide](#)
[Installation Guide](#)
[Energy Guide](#)
[Warranty](#)



Available in:

● Black

Fingerprint Resistant Sunset Bronze

Fingerprint Resistant Black Stainless

○ White

Fingerprint Resistant Stainless Steel

INVESTED
IN
AMERICA



®Registered trademark/TM Trademark of Whirlpool, U.S.A. © 2016 Whirlpool Corporation. All Rights Reserved. All other trademarks are owned by their respective companies.

Because Whirlpool Corporation policy includes a continuous commitment to improve our products, we reserve the right to change materials and specifications without notice. We also reserve the right to discontinue or transition products without notice.

Manufacturer's Suggested Retail Price (MSRP) and Minimum Advertised Price (MAP) provided for reference purposes only. Dealer alone determines advertised and retail prices.


Suite 409 Upgrade Hampton Package I

WFW75HEFW

4.5 cu. ft. Front Load Washer with Precision
Dispense



<http://www.whirlpool.com>



Key Features:

- Precision Dispense
- Adaptive Wash Technology
- Smooth Wave Stainless Steel Wash Basket
- 4.5 cu. ft. Capacity
- ENERGY STAR® Qualified

Product Dimensions:

Height: 39 3/4

Width: 27

Depth: 33 5/16

Electrical Requirements:

15 or 20. 120 V.

Additional Information:

[Use And Care Guide](#)

[Dimension Guide](#)

[Installation Guide](#)

[Energy Guide](#)

[Warranty Certificate](#)

INVESTED
IN
AMERICA



®Registered trademark/TM Trademark of Whirlpool, U.S.A. © 2013 Whirlpool Corporation. All Rights Reserved.
All other trademarks are owned by their respective companies.
Because Whirlpool Corporation policy includes a continuous commitment to improve our products, we reserve the right to change materials and specifications without notice. We also reserve the right to discontinue or transition products without notice.
Manufacturer's Suggested Retail Price (MSRP) and Minimum Advertised Price (MAP) provided for reference purposes only. Dealer alone determines advertised and retail prices.
Created On: Wednesday, March 23, 2016 11:51:03

Suite 409 Upgrade Hampton Package 1

YWED75HEFW


7.5 cu. ft. Duet® High Efficiency Front Load Electric
Dryer with ENERGY STAR®

MSRP: \$0.00



Whirlpool®

<http://www.whirlpool.com>



Key Features:

- Advanced Moisture Sensing System
- Quad Baffles
- Tap Touch Controls with Memory
- EcoBoost™ Option
- Wrinkle Shield™ Plus Option
- Undercounter Installation
- 7.4 Cu. Ft. Capacity
- ENERGY STAR® Qualified

Product Dimensions:

Height: 39

Width: 27

Depth: 31

Additional Information:

[Use And Care](#)

[Installation Guide](#)

[Warranty](#)

Available in:

☐ White

INVESTED
IN
AMERICA

ADA
Compliant

®Registered trademark/TM Trademark of Whirlpool, U.S.A. © 2016 Whirlpool Corporation. All Rights Reserved. All other trademarks are owned by their respective companies.

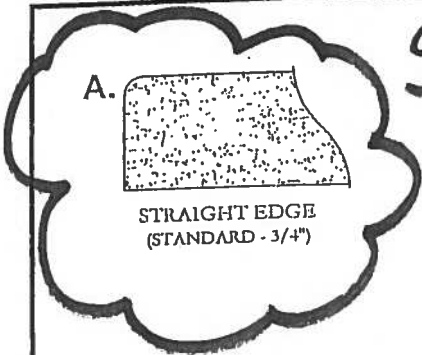
Because Whirlpool Corporation policy includes a continuous commitment to improve our products, we reserve the right to change materials and specifications without notice. We also reserve the right to discontinue or transition products without notice.

Manufacturer's Suggested Retail Price (MSRP) and Minimum Advertised Price (MAP) provided for reference purposes only. Dealer alone determines advertised and retail prices.

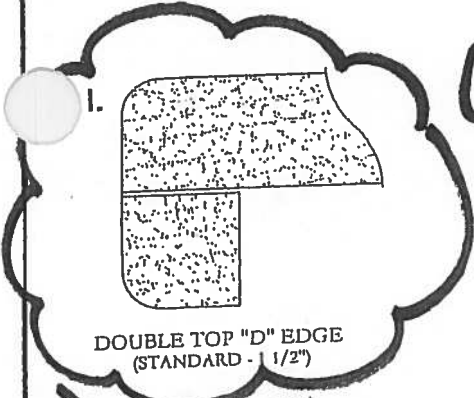
Countertop Edges
Suite 410
Hampton

78

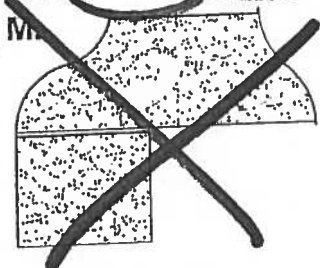
CONNOLLY Marble & Granite Ltd.	EDGE DETAILS 004
--------------------------------	------------------------



Standard:
Main Bath
Master Ensuite



Upgrade:
Kitchen



OGEE - SQUARE EDGE
(MED./HIGH - 1 1/2")

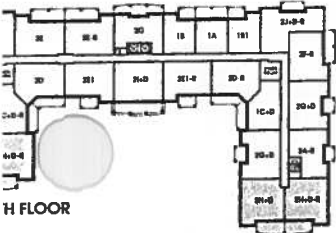
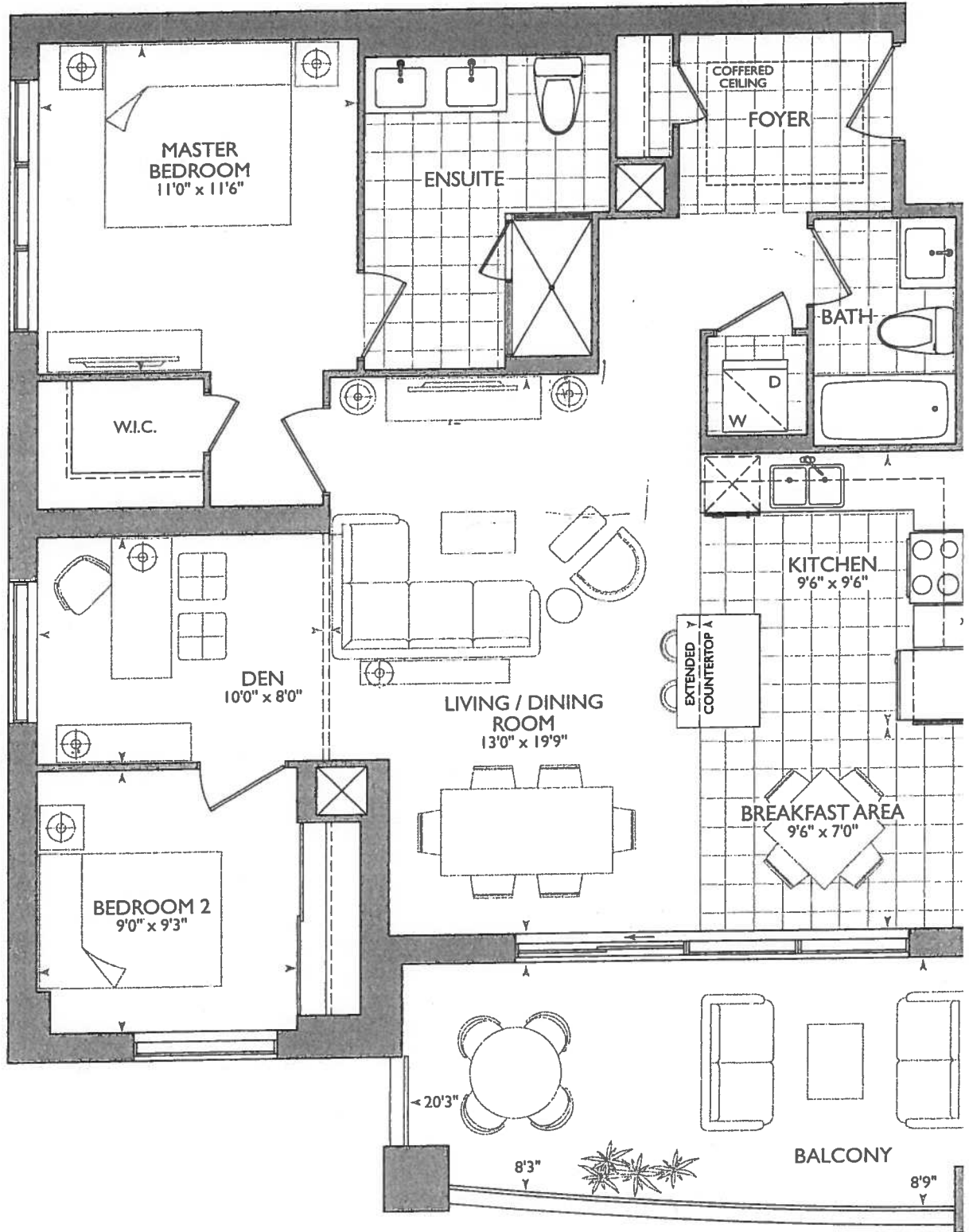
EDGING UP-GRADE OPTIONS



Glen Cove

SUITE 410
ORIGINAL LAYOUT

1,162 SQ FT *plus 168 sq. ft. of balcony area*



January 31, 2018

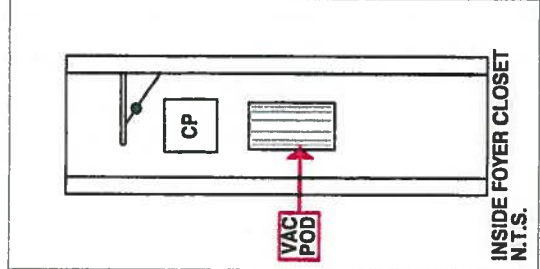
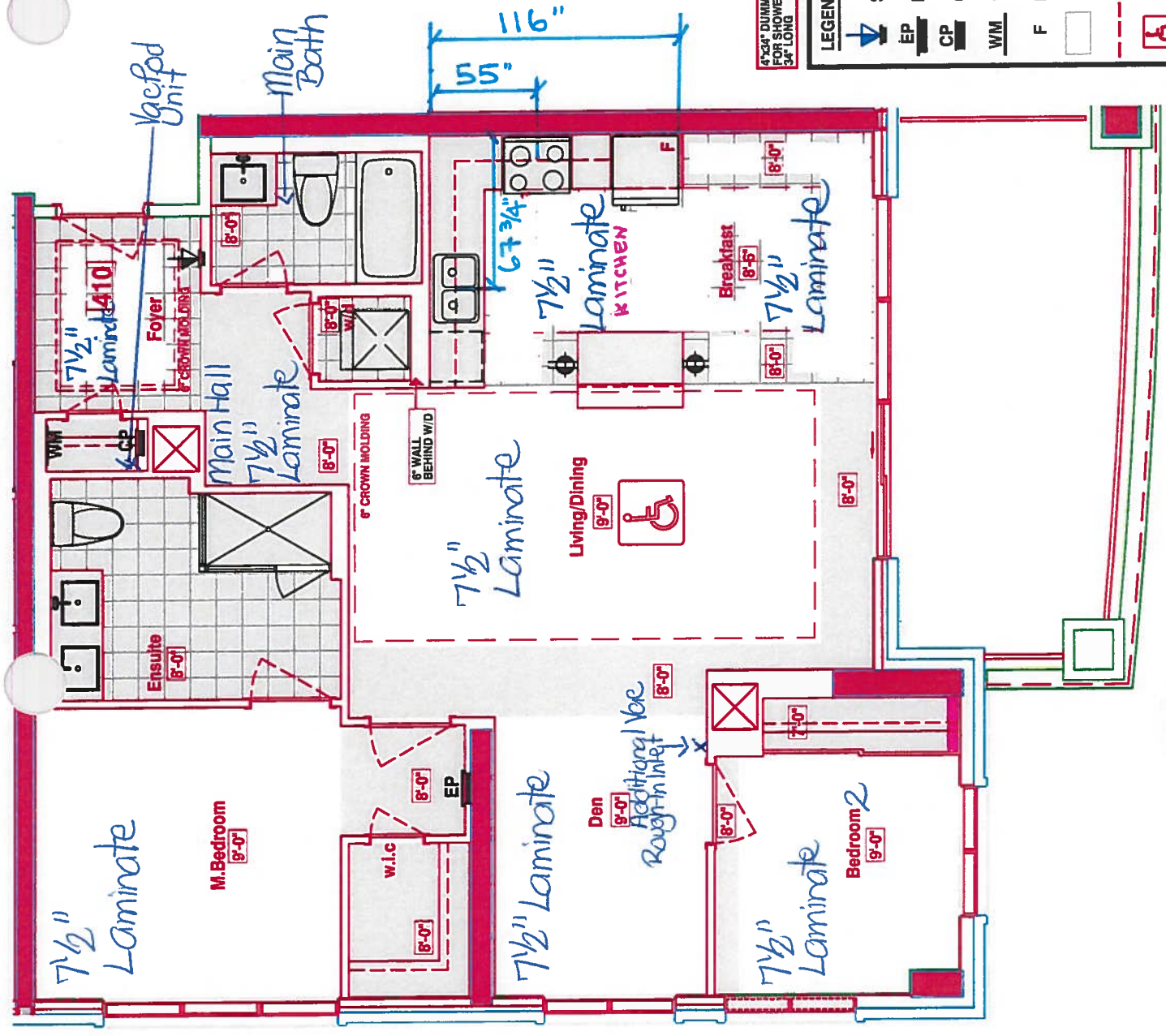
> Install Standard Laminate Throughout; Foyer + Kitchen / Breakfast
> Install VacPod Unit at Foyer Closet and (re) Additional Vac Rough-In Inlet at Den

* BARRIER FREE SUITE *

KITCHEN

- STD APPLIANCE PACKAGE
- (x6) = PUCK LIGHTS
- (x2) = PLUGS ISLAND
- 55" = STOVE PIPE CENTER
- 67 3/4" SINK PIPE CENTER.
- MAIN + ENSUITE RAISED VANITIES 36 1/4" + 3" SPLASH

RECEIVED
Renaissance





CONSTRUCTION SUMMARY

Hampton Place

PURCHASER: BRANISLAV STOJICIC

TEL: RES.: 905-201-0998

LOT NUMBER	PHASE	HOUSE TYPE	CLOSING DATE
410	1	GLEN COVE	26-Oct-18

Offer	PURCHASER TO RECEIVE \$10,000(INCLUDES APPLICABLE TAXES) WORTH OF UPGRADES AT THE DECOR CENTER AT TIME OF COLOUR CHART.
Workshee	Note:
Offer	ADDITIONAL - SINGLE PARKING UNIT
Workshee	Note:
Offer	PURCHASER TO HAVE THE OPTION AT THE TIME OF THE COLOUR CHART TO SUBSTITUE STANDARD LAMINATE FLOORING IN LIEU OF TILES IN KITCHEN , BREAKFAST AREA, MAIN FOYER AND MAIN CLOSET AT NO EXTRA CHARGE
Workshee	Note:



SITE COPY

CONSTRUCTION SUMMARY

Hampton Place

PURCHASER: BRANISLAV STOJICIC

TEL: RES.: 905-201-0998

LOT NUMBER	PHASE	HOUSE TYPE	CLOSING DATE	
410	1	GLEN COVE	26-Oct-18	

Date Added: 31-Jan-18

Invoice Number: 7104

1 - CLARIFICATION - REFER TO APAS;
FOYER & KITCHEN/BREAKFAST - Install Standard Laminate Flooring in lieu of standard porcelain tiles throughout Foyer and Kitchen/Breakfast (See Sketch)

1 - LAUNDRY ROOM - 1ST UPGRADE - CERAMIC TILES - 13x13 RUSTIC GREY - To be installed throughout laundry room floor (See Sketch)
Note:

1 - FOYER CLOSET - Install VAC-POD at Foyer Closet (Includes 30ft. air hose package)
To Include; ONE (1) ADDITIONAL VAC-ROUGH-IN INLET at den. (See Sketch)
Note:

1 - KITCHEN & BATHROOMS - SEE QUALITY TOPS & KITCHENS FOR ALL KITCHEN & BATHROOMS UPGRADES / LAYOUTS. - Upgrade Package #1 (See Attached QTK Paperwork)
Note:

1 - KITCHEN - CABINETRY - Install UPGRADE PACKAGE #1 - Category 3 Fiberboard Cloud White QT 4801 - To be installed throughout kitchen, where applicable (See Sketch)
Note:

2 - KITCHEN - Install TWO (2) ADDITIONAL PUCK LIGHTS (Same Switch as Standard Puck Lights) at kitchen. To be installed below kitchen cabinetry, where applicable. (See Attached QTK Layout for Locations)
Note: Purchaser Paying Difference for Additional Puck Lights - Standard Kitchen to Receive Four (4) Puck Lights - Upgrade Kitchen Requires Six (6) Puck Lights

1 - KITCHEN - Install 1ST UPGRADE CAESARSTONE COUNTERTOP - 4030 STONE GREY - To be installed throughout kitchen, where applicable (Does not include backsplash) (See Sketch)
Note:

1 - KITCHEN - COUNTERTOP EDGING - Install UPGRADE "I" EDGE - To be installed throughout kitchen countertop, where applicable (See Sketch)
Note:

1 - DISCLAIMER - STONE COUNTERTOP;
KITCHEN - Stone slabs vary in size & all seams are visible & the fabricator reserves the right to position the seams as necessary.
Note:

1 - KITCHEN - Kitchen Backsplash - Install Standard 3x6 SUBWAY WHITE in UPGRADE BRICK PATTERN - To be installed throughout kitchen, where applicable (does not include behind the fridge or stove) (See Sketch)
Note:

1 - KITCHEN - Kitchen Sink - Install Upgrade Undermount Sink - BLANCO Quatrus U Super Single Undermount Sink - Model # 401248 (See Attached)
Note:

1 - KITCHEN - Kitchen Faucet - Install Standard Faucet - DELTA Chrome Pull-Out Kitchen Faucet (Single Hole) - Model # 469LF - Chrome
Note:

1 - APPLIANCE PACKAGE - Install STANDARD APPLIANCE PACKAGE - To be installed throughout suite, where applicable (See Sketch)
Note:

1 - MAIN BATH & MASTER ENSUITE - Install RAISED VANITY HEIGHT at Main Bath and Master Ensuite Vanities, where applicable. (See Attached QTK Paperwork)
Note:

1 - MAIN BATH - Install Standard Granite Countertop - BIANCO ANTICO - To be installed throughout main bath vanity where applicable (Includes 3" Splash) (See Sketch)
Note:



SITE COPY

CONSTRUCTION SUMMARY

Hampton Place

PURCHASER: BRANISLAV STOJICIC

TEL: RES.: 905-201-0998

LOT NUMBER	PHASE	HOUSE TYPE	CLOSING DATE
410	1	GLEN COVE	26-Oct-18

Date Added: 31-Jan-18

Invoice Number: 7104

1 - MASTER ENSUITE - Install Standard Granite Countertop - BIANCO ANTICO - To be installed throughout master ensuite vanity where applicable (Includes 3" Splash) (See Sketch)

1 - CLARIFICATION;
MAIN BATH & MASTER ENSUITE - Install Standard 3" Splash throughout Main Bath and Master Ensuite Vanity Countertop where applicable (See Sketch)
Note:

1 - DISCLAIMER - GRANITE COUNTERTOP;
MAIN BATH & MASTER ENSUITE - Due to the many variables that can affect the pattern, colour and/or design and "pitting" of natural products, granite installed will not be identical to the samples displayed.
Note: Every effort is made to provide granite countertops as close as possible but the vendor is not responsible for results which differ from the sample displayed. All countertop surfaces may have seams, and product pattern and shade can change in areas containing seams.

1 - DISCLAIMER - STONE COUNTERTOP;
MAIN BATH & MASTER ENSUITE - Stone slabs vary in size & all seams are visible & the fabricator reserves the right to position the seams as necessary.
Note:

1 - CLARIFICATION;
MAIN BATH & MASTER ENSUITE - Install Standard Plumbing Fixtures throughout Main Bath and Master Ensuite where applicable. (See Sketch)
Note:

1 - CLARIFICATION;
MASTER ENSUITE - Purchaser accepts & acknowledges the standard frameless glass enclosure at master ensuite shower stall will NOT touch the wall and will receive a Standard Chrome Header. (See Sketch)

1 - BONUS PACKAGE - PURCHASER HAS APPLIED \$10,000.00 (Includes Taxes) WORTH OF UPGRADE PROMOTIONAL PACKAGE TOWARDS THE PURCHASE OF UPGRADES COMPLETED AT THE DECOR CENTRE.
Note:

1 - PURCHASER HAS ATTENDED A COLOR APPOINTMENT AT THE DECOR CENTRE AND HAS DECLINED ANY ADDITIONAL UPGRADES. Purchaser accepts and acknowledges that there will be no further changes/additions/deletions to be made upon signing on January 31,2018
Note:

1 - PURCHASER AWARE AND ACCEPTS THAT ANY CHANGES MADE TO UPGRADES AFTER SIGNING THIS PURCHASERS EXTRA FORM ARE SUBJECT TO A MINIMUM ADMINISTRATION FEE OF \$1,000 PLUS A 10% HOLDBACK FEE.
Note:

This Document is Extremely Time Sensitive - Printed 27 Feb 18 at 15:45



INTERIOR COLOUR SCHEME

	Purchaser BRANISLAV STOJICIC	Decor Consultant Melissa Di Marino	Model Type GLEN COVE	Telephone Res. / Bus (905) 201-0998 /	Project Hampton Place	Closing Date 26/10/2018	Unit 410
---	--	--	--------------------------------	---	---------------------------------	-----------------------------------	--------------------

Page 1 of 3

	Flooring		Wall Tile		
	<u>Description</u>	<u>Main</u>	<u>Accent/Insert</u>	<u>Pattern</u>	
MASTER ENSUITE	13x13 SEAL GREY (STD)	8x10 CARRARA MATT (STD)	NONE	NONE	
MAIN BATHROOM	13x13 SEAL GREY (STD)	8x10 CARRARA MATT (STD)	NONE	NONE	
POWDER ROOM	N/A	N/A	N/A	N/A	
KITCHEN / DINETTE	7 1/2" TorleysForest -NorthernCordillera 9687P (STD)	3x6 SUBWAY WHITE (BrickPattern)(Upg)	NONE	NONE	
FOYER	7 1/2" TorleysForest -NorthernCordillera 9687P (STD)	N/A	N/A	N/A	
LAUNDRY	13x13 RUSTIC GREY (UPG)	N/A	N/A	N/A	
MAIN HALL	7 1/2" TorleysForest -NorthernCordillera 9687P (STD)	N/A	N/A	N/A	

Notes

Page 1 of 3

Consultant:

Melissa Di Marino

Purchaser:

BRANISLAV STOJICIC

Vendor:

Hampton Place

Lot: 410 Project: Hampton Place Model: GLEN COVE

Printed Jan 31, 2018 3:01 pm



* INTERIOR CLOSING SCHEME *

Purchaser BRANISLAV STOJICIC	Decor Consultant Melissa Di Marino	Model Type GLEN COVE	Telephone Res. / Bus (905) 201-0998 /	Project Hampton Place	Closing Date 26/10/2018	Unit 410
---------------------------------	---------------------------------------	-------------------------	--	--------------------------	----------------------------	-------------

Page 2 of 3

CABINETS, VANITIES AND COUNTERTOPS

Style	Countertop	Counter Edge	Handle / Knob
CATEGORY 1 - LP LAMINATE - CHILL QT 1022 (STD)	BIANCO ANTICO GRANITE (STD)	1" A" EDGE (STD)	3487-128
CATEGORY 1 - LP LAMINATE - CHILL QT 1022 (STD)	BIANCO ANTICO GRANITE (STD)	1" A" EDGE (STD)	3487-128
N/A	N/A	N/A	N/A
CATEGORY 3 - FIBERBOARD - CLOUD WHITE QT 4801 (UPG)	4030 Stone Grey CaesarStone (UPG)	1" I" EDGE (UPG)	3487-128
N/A	N/A	N/A	N/A

APPLIANCE PACKAGE Standard Package
Std 31in Opening

PLUMBING FIXTURES

KITCHEN	
Sink Model	UPGRADE - Blanco Quatrus #401248
Sink Faucet	STANDARD
TOILETS	
Master Ensuite	STANDARD
Main Bathroom	STANDARD
Powder Room	N/A
VANITY FAUCETS	
Master Ensuite	STANDARD
Main Bathroom	STANDARD
Powder Room	N/A

VANITY SINKS

Master Ensuite	STANDARD
Main Bathroom	STANDARD
Powder Room	N/A

SHOWER STALL / TUBS

Master Ensuite Shower Stall	STANDARD
Master Ensuite Tub	N/A
Main Bathroom Tub	STANDARD

Trim	
Baseboard & Casing	STANDARD
Interior Doors	STANDARD - CARRARA, SMOOTH

MISC. INSTALLATIONS	
✓ Ceramic Accessories (installed by Vendor)	<input checked="" type="radio"/> Yes <input type="radio"/> No
Bathroom Mirrors (installed by Vendor)	<input checked="" type="radio"/> Yes <input type="radio"/> No
Wire Shelving - Closet (installed by Vendor)	<input checked="" type="radio"/> Yes <input type="radio"/> No

Cornice Moulding / Medallion

Foyer	STANDARD - #CTR-611
Living Room	STANDARD - #CTR-611
Dining Room	STANDARD - #CTR-611
Den	NONE
Master Bedroom	NONE
Bedroom 2	NONE
Bedroom 3	N/A

Fireplace

Fireplace	N/A
Location Flooring	N/A
Style	N/A
Finish	N/A
Marble	N/A
Hearth	N/A

Paint Throughout

Walls	STANDARD - BIRCH WHITE
Trim	STANDARD - WHITE

Page 2 of 3

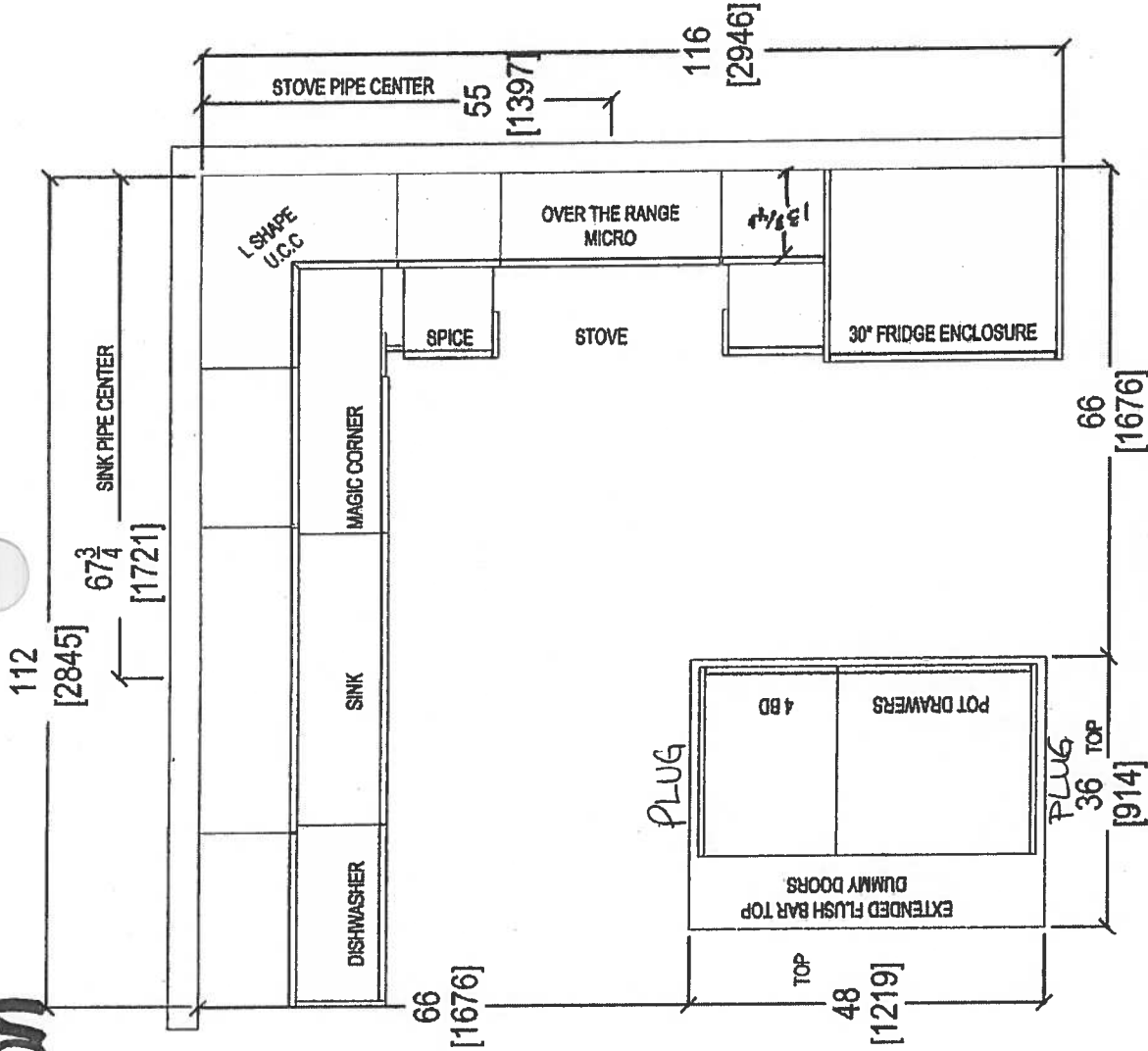
Decor Consultant:


Purchaser:

Vendor:
Hampton Place
Printed Jan 31, 2018 3:01 pm

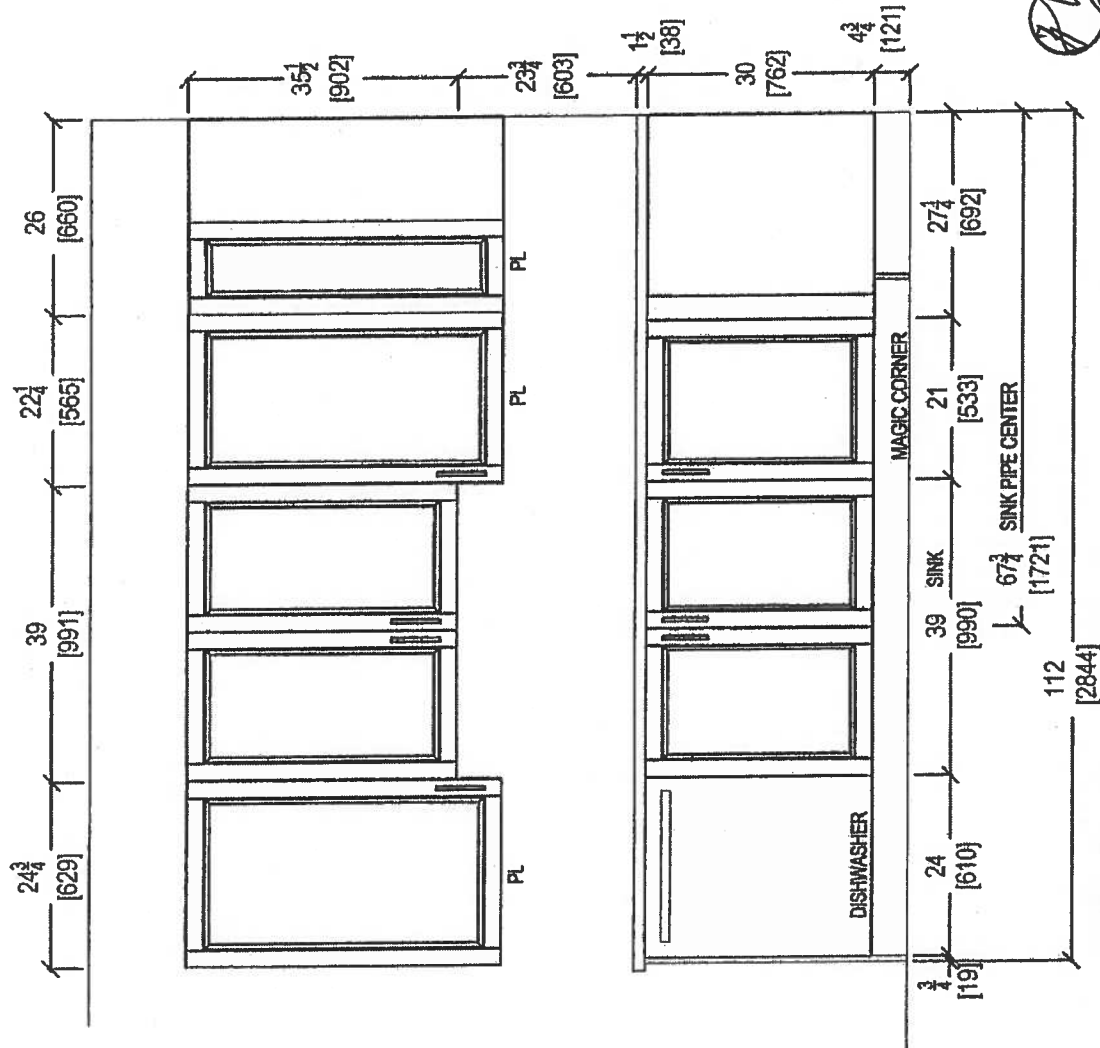
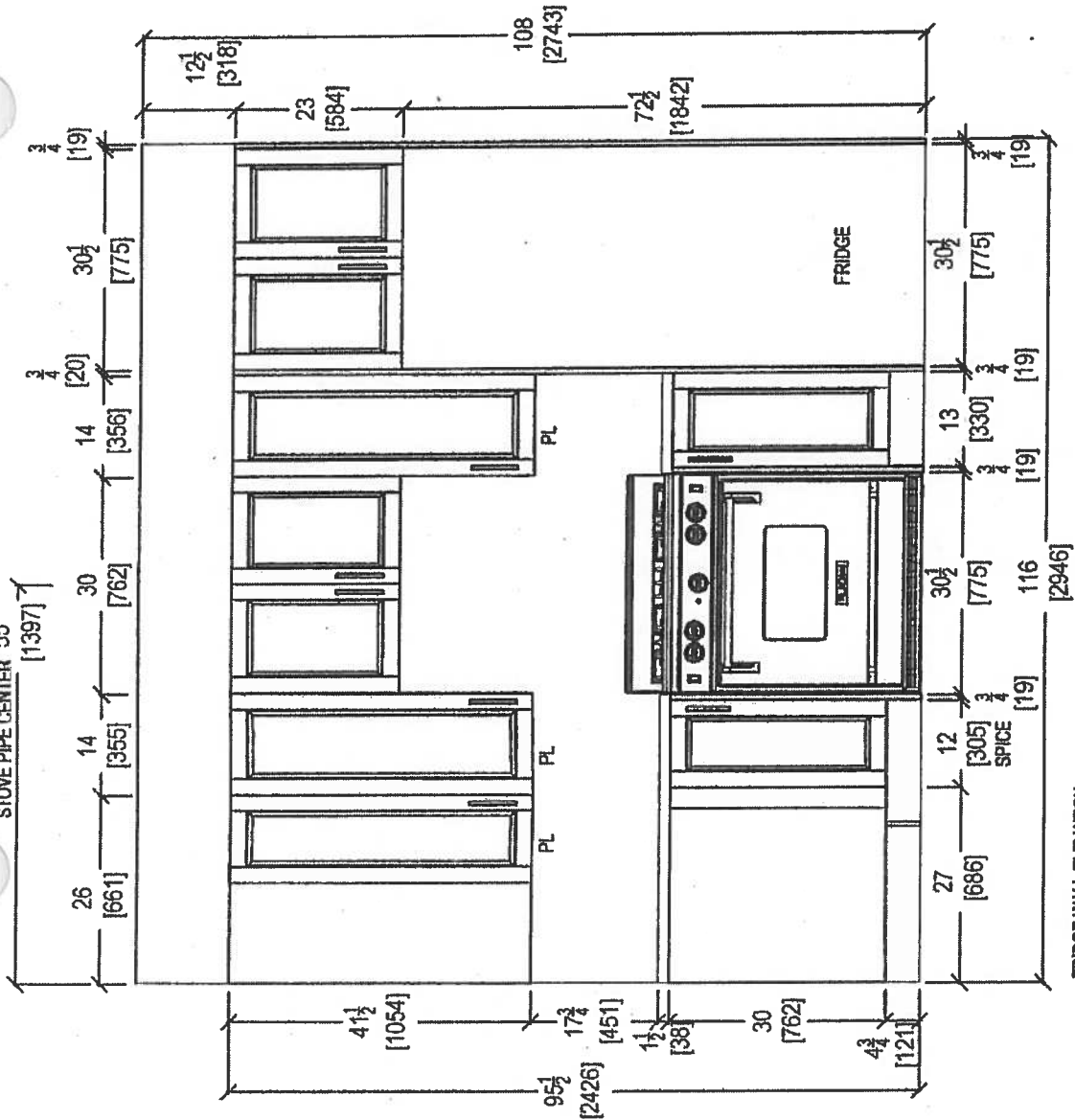
- STD APPLIANCE PKG.
- (x6) track lights
- (x2) PLUGS ISLAND
- HALL + ENSUITE
- RANOS VANITIES 36 1/4"
- (+) 3" SPLASH.

257




 your kitchen, your taste 80 SANTE DRIVE, VAUGHAN, ON L4K 3C4 T: 416.748.1811 F: 905.781.5801	CLIENT: ROYAL PINE HOMES		GLEN COVE 2H+ D UPGRADE PACKAGE 1	ROOM:	KITCHEN FLOOR PLAN	DRAWN BY: SK	COMMENTS:	
	SITE: HAMPTON PLACE	DOOR STYLE: —	DOOR HANDLE: —	SCALE: 1/2" = 1'-0"			PLEASE NOTE ALL DIMENSIONS ARE NOT FINAL AND ARE SUBJECT TO CHANGE UPON FINAL SITE MEASURE	
	PHONE: —	FINISH: —	DRW HANDLE: —	DATE: AUG 4, 2017				
	EMAIL: —	SPECIES: —	TOP: —	PAGE: —				

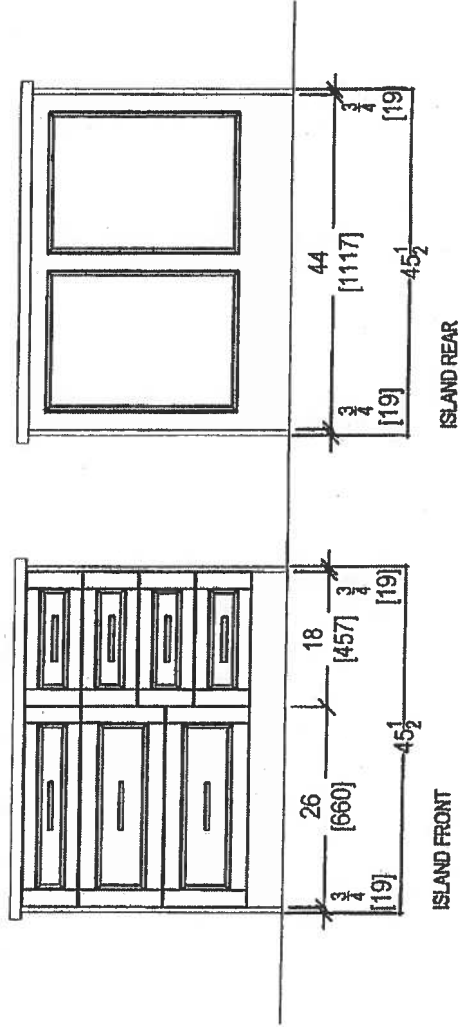
STOVE PIPE CENTER 55



7/17

<div>  <p>your kitchen, your taste</p> <p>80 SANTE DRIVE, VAUGHAN, ON L4K 3C4, T: 416.746.1811 F: 905.761.5901</p> </div>	CLIENT: ROYAL PINE HOMES		GLEN COVE 2H+ D UPGRADE PACKAGE 1	ROOM: KITCHEN	DRAWN BY: SK	COMMENTS: PLEASE NOTE ALL DIMENSIONS ARE NOT FINAL AND ARE SUBJECT TO CHANGE UPON FINAL SITE MEASURE
	SITE: HAMPTON PLACE		DOOR STYLE: —	DOOR HANDLE: —	SCALE: 1/2" = 1'-0"	
	PHONE: —		FINISH: —	DRW HANDLE: —	DATE: AUG 4, 2017	
	EMAIL: —		SPECIES: —	TOP: —	PAGE: —	

Suite 410 Hampton



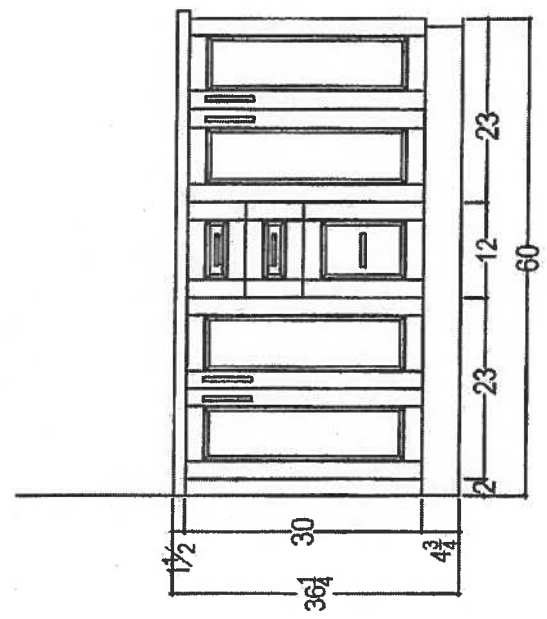
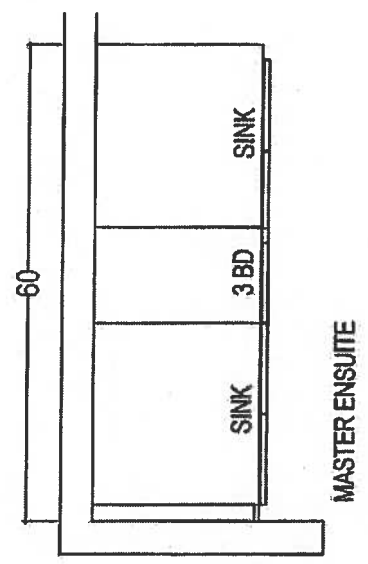
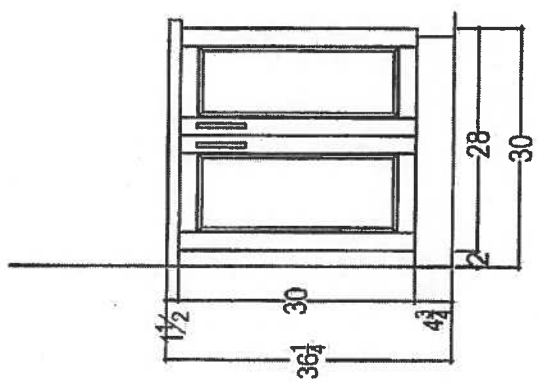
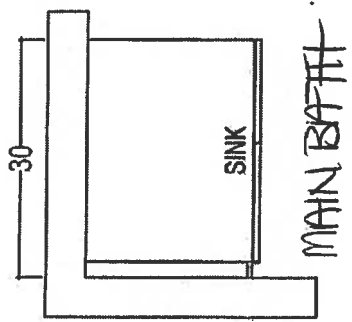
BA



80 SANTE DRIVE, VAUGHAN, ON L4K 3C4,
T: 416.746.1811 F: 905.761.5901

CLIENT: ROYAL PINE HOMES SITE: HAMPTON PLACE PHONE: — EMAIL: —	GLEN COVE 2H+ D UPGRADE PACKAGE 1	ROOM: KITCHEN	DRAWN BY: SK	COMMENTS: PLEASE NOTE ALL DIMENSIONS ARE NOT FINAL AND ARE SUBJECT TO CHANGE UPON FINAL SITE MEASURE
	DOOR STYLE: —	DOOR HANDLE: —	SCALE: 1/2" = 1'-0"	
	FINISH: —	DRW HANDLE: —	DATE: AUG 4, 2017	
	SPECIES: —	TOP: —	PAGE: —	

QUILE TIV - HAMPTON



* MAIN + ENSUITE.
RAISED VANITIES
⊕ 3" SPLASH



80 SANTE DRIVE, VAUGHAN, ON L4K 3C4,
T: 416.746.1811 F: 905.761.5901

CLIENT: ROYAL PINE HOMES		GLEN COVE 2H+ D UPGRADE PACKAGE	ROOM:	VANITIES	DRAWN BY: SK	COMMENTS: PLEASE NOTE ALL DIMENSIONS ARE NOT FINAL AND ARE SUBJECT TO CHANGE UPON FINAL SITE MEASURE
SITE:	HAMPTON PLACE	DOOR STYLE: —	DOOR HANDLE: —	SCALE: 1/2" = 1'-0"		
PHONE: —		FINISH: —	DRW HANDLE: —	DATE: AUG 4, 2017		
EMAIL: —		SPECIES: —	TOP: —	PAGE: —		

Suite 410
Hampton



WRT318FZDM

Standard



<http://www.whirlpool.com>

30-inch Wide Top-Freezer Refrigerator with
Flexi-Slide™ Bin - 18.2 cu. ft.

Key Features:

- Flexi-Slide™ Bin
- Frameless Glass Shelves
- Electronic Temperature Control
- Clear, Humidity Controlled Crispers

Product Dimensions:

Height: 65 7/8

Width: 29 3/4

Depth: 33 1/2


Additional Information:

[Use And Care Guide](#)

[Dimension Guide](#)

[Energy Guide](#)

[Warranty Certificate](#)



Available in:


- Black
- Monochromatic
Stainless Steel
- White



©Registered trademark/TM Trademark of Whirlpool, U.S.A. © 2013 Whirlpool Corporation. All Rights Reserved
All other trademarks are owned by their respective companies
Because Whirlpool Corporation policy includes a continuous commitment to improve our products, we reserve
the right to change materials and specifications without notice. We also reserve the right to discontinue or
transition products without notice.
Manufacturer's Suggested Retail Price (MSRP) and Minimum Advertised Price (MAP) provided for reference
purposes only. Dealer alone determines advertised and retail prices.
Created On: Monday, March 14, 2016 12:09:07

Suite 410
Hampton

Standard



WEE510S0FS

Whirlpool® 4.8 cu. ft. Guided Electric Front Control Range
With The Easy-Wipe Ceramic Glass Cooktop

MSRP: \$1,149 00

Available Colors	
<input checked="" type="checkbox"/>	Black Model: WEE510S0FB MAJOR APPLIANCE
<input type="checkbox"/>	Black-on-Stainless Model: WEE510S0FS MAJOR APPLIANCE
<input type="checkbox"/>	White Model: WEE510S0FW MAJOR APPLIANCE

Dimensions	
Depth	28 15/16 Inches
Width	29 7/8 Inches
Gross Weight	172 LB

Dimensions shown are for planning purposes only. For complete information, see Installation Instructions packed with product.

Specifications	
Cooktop Features	
Cooktop Element Style	Smoothtop
Cooktop Surface Color	Color Coordinated Black on Stainless
Cooktop Surface Material	Glass
Number of Cooking Element-Burners	4
Left Front Element-Burner Power	3000W
Left Front Element-Burner Size	9"6"
Left Front Element-Burner Type	Dual
Right Front Element-Burner Power	1200W
Left Rear Element-Burner Size	6"
Left Rear Element-Burner Type	Radiant
Right Front Element-Burner Power	3000W
Right Front Element-Burner Size	9"6"
Right Front Element-Burner Type	Dual
Right Rear Element-Burner Power	1200W
Right Rear Element-Burner Size	6"
Right Rear Element-Burner Type	Radiant
Oven Features	
Number of Oven Lights	1
Hot Surface Indicator Light	Yes
Power On Indicator Light	Yes
Light Type	Incandescent
Oven Rack Type	Standard (Both)
Controls	
Drawer Type	Storage Drawer
Selections	Clock; Timer; Warm Hold; Delay Start; Cook Time Indicator; Control Lock; Automatic Door Latch; Audible Signal; Sabbath Mode; Frozen Bake
ADA Compliant	ADA Height and Operation Compliant
Dimensions	
Depth	28 15/16 Inches
Width	29 7/8 Inches
General	
ADA Compliant	ADA Height and Operation Compliant

Key Features
Frozen Bake™ Technology
Guided Cooktop Controls
FlexHeat™ Dual Radiant Elements
Adjustable Self-Cleaning
Easy-Wipe Ceramic Glass Cooktop
Temperature Sensor
4.8 Cu. Ft. Capacity
Keep Warm Option
Closed Door Broiling
Delay Cook
Sabbath Mode
Star-K Certified
ADA Compliant
#1 Selling Appliance Brand in the U.S.A.

Product Literature
Warranty(33.12 KB)
Owners Manual(502.10 KB)
Installation Instructions(995.40 KB)
Dimension Guide(124.36 KB)

You may need to install Adobe Acrobat Reader to view these documents.

UPC Listing
Model "WEE510S0FB" UPC: 883049391939
Model "WEE510S0FS" UPC: 883049391946
Model "WEE510S0FW" UPC: 883049391922

Suite 410 Standard Hampton



WMH31017FS

Whirlpool®

1.7 cu. ft. Microwave Hood Combination with
Electronic Controls

<http://www.whirlpool.com>

Key Features:

- Microwave Presets
- Electronic Touch Controls
- Dishwasher-Safe Turntable Plate
- 2-Speed, 300 CFM Vent Fan
- Add 30 Seconds Option
- Adjustable Cooktop Lighting
- #1 Selling Appliance Brand in the U.S.A.

Product Dimensions:

Height: 17 1/4

Width: 29 15/16

Depth: 17 7/8


Additional Information:

[Use And Care Guide](#)

[Dimension Guide](#)

[Installation Guide](#)

[Warranty Certificate](#)



Available in:

- ☒ Black
- ☐ Silver
- ☐ Stainless Steel
- ☐ White

©Registered trademark/TM Trademark of Whirlpool, U.S.A. © 2016 Whirlpool Corporation. All Rights Reserved.
All other trademarks are owned by their respective companies.
Because Whirlpool Corporation policy includes a continuous commitment to improve our products, we reserve the right to change materials and specifications without notice. We also reserve the right to discontinue or transition products without notice.
Manufacturer's Suggested Retail Price (MSRP) and Minimum Advertised Price (MAP) provided for reference purposes only. Dealer alone determines advertised and retail prices.
Created On: Tuesday, February 07, 2017 12:20:03

Suite 410
Hampton


Standard

WDF330PAHS

Heavy-Duty Dishwasher with 1-hour Wash Cycle

Whirlpool®

<http://www.whirlpool.com>



Key Features:

- 1-Hour Wash Cycle
- No One Has Fewer Repairs 20 Years in a Row
- Soil Sensor
- Normal Cycle
- Heavy Cycle
- High Temperature Wash Option
- Heated Dry Option
- Designed, Engineered and Assembled in the U.S.A. with American Pride

Product Dimensions:

Height: 34 1/2

Width: 23 7/8

Depth: 24 1/2

Additional Information:

[Use And Care Guide](#)

[Dimension Guide](#)

[Installation Guide](#)

[Energy Guide](#)

[Warranty Certificate](#)

INVESTED
IN
AMERICA



©Registered trademark/TM Trademark of Whirlpool, U.S.A. © 2016 Whirlpool Corporation. All Rights Reserved.
All other trademarks are owned by their respective companies.
Because Whirlpool Corporation policy includes a continuous commitment to improve our products, we reserve the right to change materials and specifications without notice. We also reserve the right to discontinue or transition products without notice.
Manufacturer's Suggested Retail Price (MSRP) and Minimum Advertised Price (MAP) provided for reference purposes only. Dealer alone determines advertised and retail prices.
Created On: Wednesday, April 19, 2017 10:48:05

Suite 410
Hampton


Standard

WET4027EW

ombination Washer/Electric Dryer



<http://www.whirlpool.com>



Key Features:

- HE Agitator with Fabric Softener Cap
- White Porcelain Basket
- AutoDry™ Drying System
- 3 Drying Temperatures
- 2.5 Cu. Ft. Washer Capacity
- 5.9 Cu. Ft. Dryer Capacity
- Fabric Softener Dispenser
- Bleach Dispenser

Product Dimensions:

Height: 71 3/4

Width: 27 1/2

Depth: 32

Electrical Requirements:

30.

Additional Information:

[Use And Care Guide](#)

[Dimension Guide](#)

[Installation Guide](#)

[Energy Guide](#)

[Warranty Certificate](#)

Available in:

☐ White

INVESTED
IN
AMERICA




©Registered trademark/TM Trademark of Whirlpool, U.S.A. © 2013 Whirlpool Corporation. All Rights Reserved.
All other trademarks are owned by their respective companies.
Because Whirlpool Corporation policy includes a continuous commitment to improve our products, we reserve the right to change materials and specifications without notice. We also reserve the right to discontinue or transition products without notice.
Manufacturer's Suggested Retail Price (MSRP) and Minimum Advertised Price (MAP) provided for reference purposes only. Dealer alone determines advertised and retail prices.
Created On: Friday, March 11 2016 12:26:17

Upgrade Kitchen Sinks




BLANCO

Suite 410
Hampton



**Blanco Quatrus U Super Single
Undermount Sink
#401248**



**Blanco Quatrus R15 Two Bowl
Undermount Sink
#401519**

Countertop Edges

Suite 410

Hampton

38

CONNOLLY

Marble & Granite Ltd.

EDGE
DETAILS

004

A.



STRAIGHT EDGE
(STANDARD - 3/4")

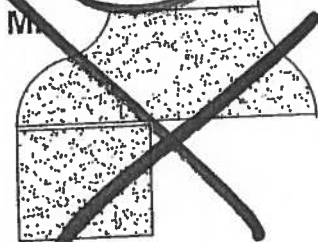
Standard:
Main Bath
Master Ensuite

B.



DOUBLE TOP "D" EDGE
(STANDARD - 1 1/2")

Upgrade:
Kitchen



OGEE - SQUARE EDGE
(MED./HIGH - 1 1/2")

EDGING UP-GRADE OPTIONS



Noyac Bay

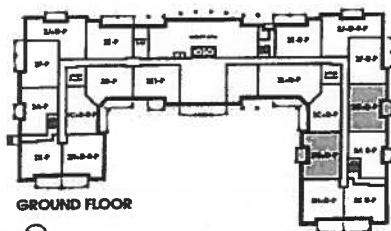
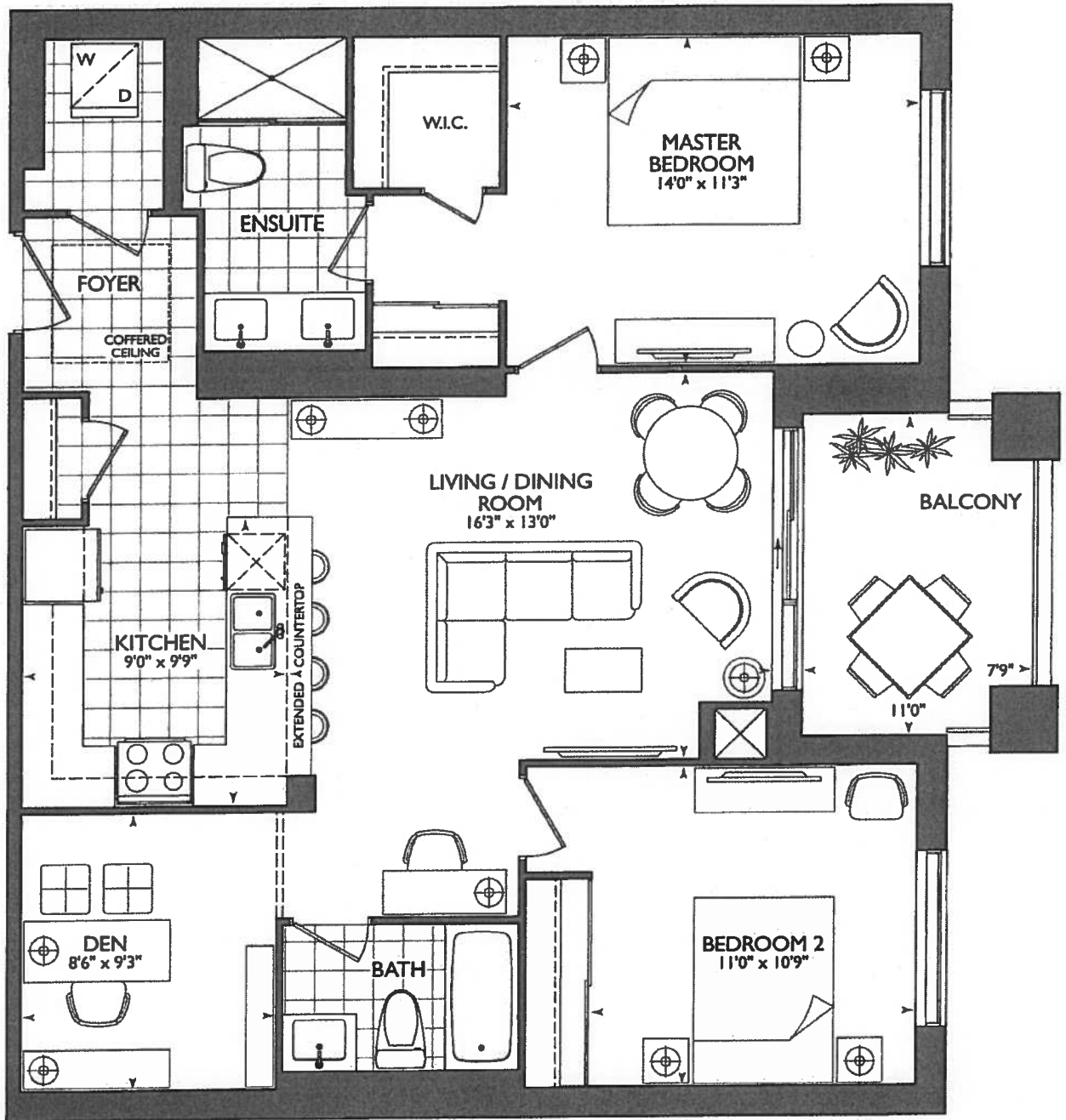
1,121 SQ FT *plus 81 sq. ft. of balcony area*

Suite 411

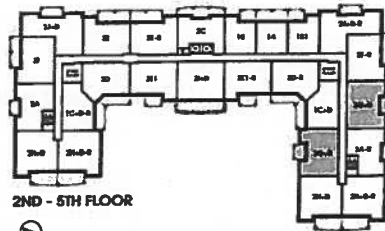
ORIGINAL LAYOUT

INVENTORY SUITE

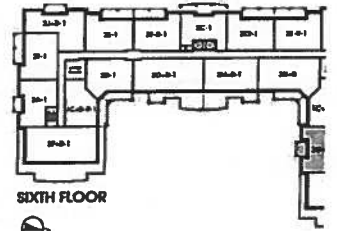
(OLD)



GROUND FLOOR



2ND - 5TH FLOOR



SIXTH FLOOR



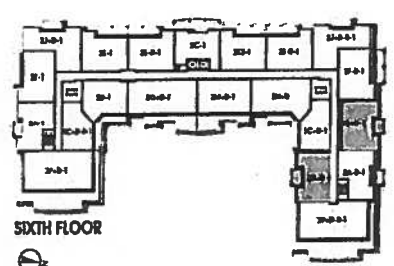
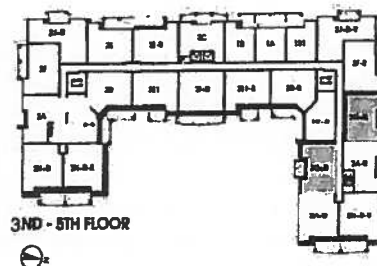
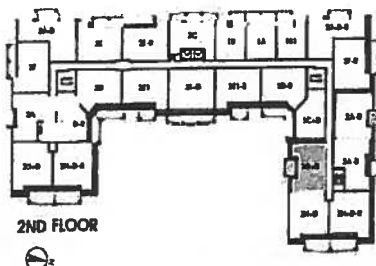
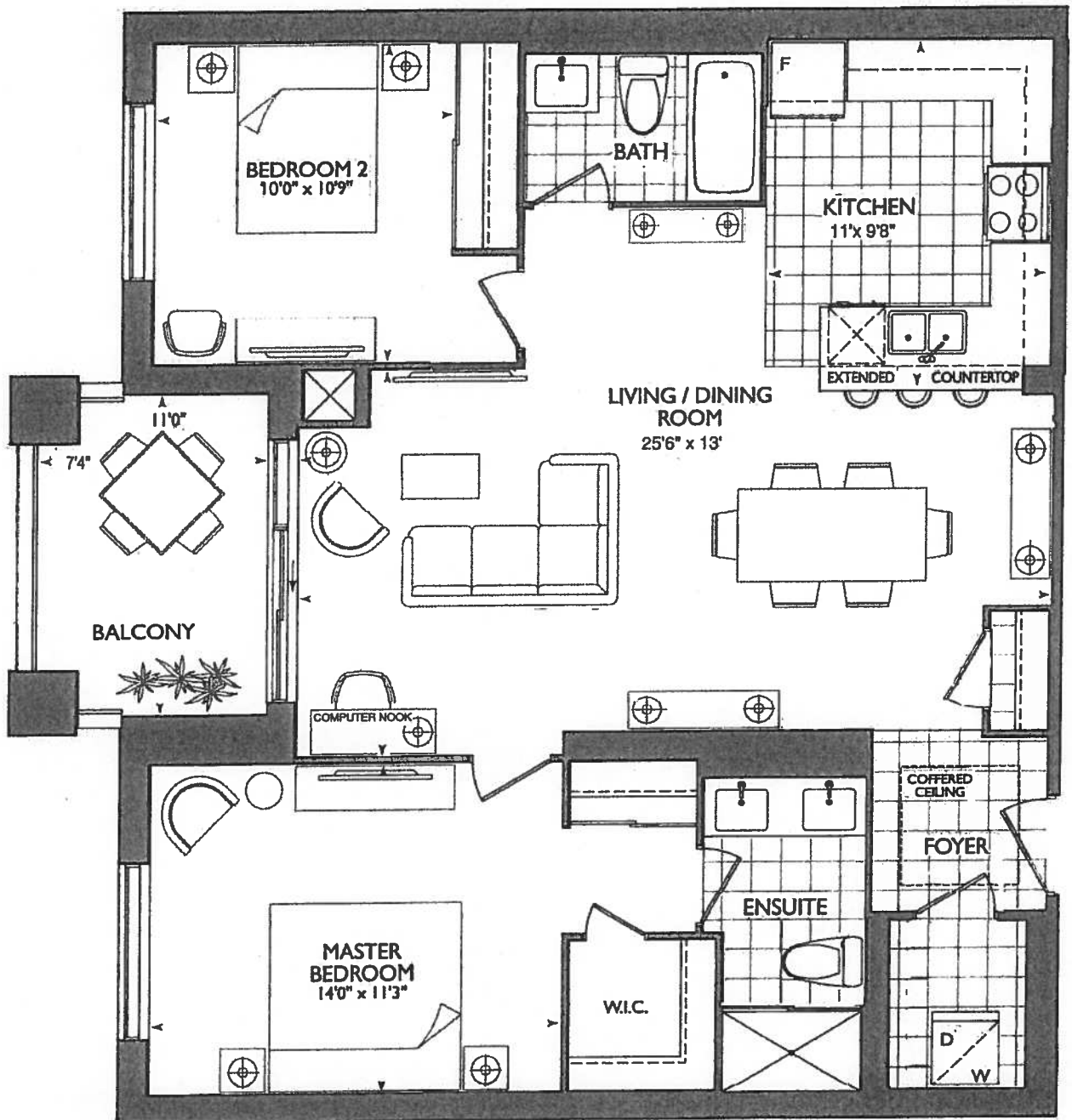


Noyac Bay

1,121 SQ FT *plus* 76 sq. ft. of balcony area

SUITE 411
ORIGINAL LAYOUT
INVENTORY SUITE

(NEW)



Plans and specifications are subject to change without notice. Actual usable floor space may vary from the stated floor area. All renderings are artist's concept E. & O. E.



*** KITCHEN ***

CHOICE OF STD. KITCHEN LAYOUT WITH
STD. APPLIANCE PACKAGE

OR

CAN UPGRADE AT DECOR CENTER

- (x2) CAPPED PENDANT
- (x1) PLUG PENINSULA
- (x) PUCK LIGHTS

***SEE ATTACHED UPG.**

#1- KITCHEN LAYOUT WITH 1ST UPG.
APPLIANCE PACKAGE

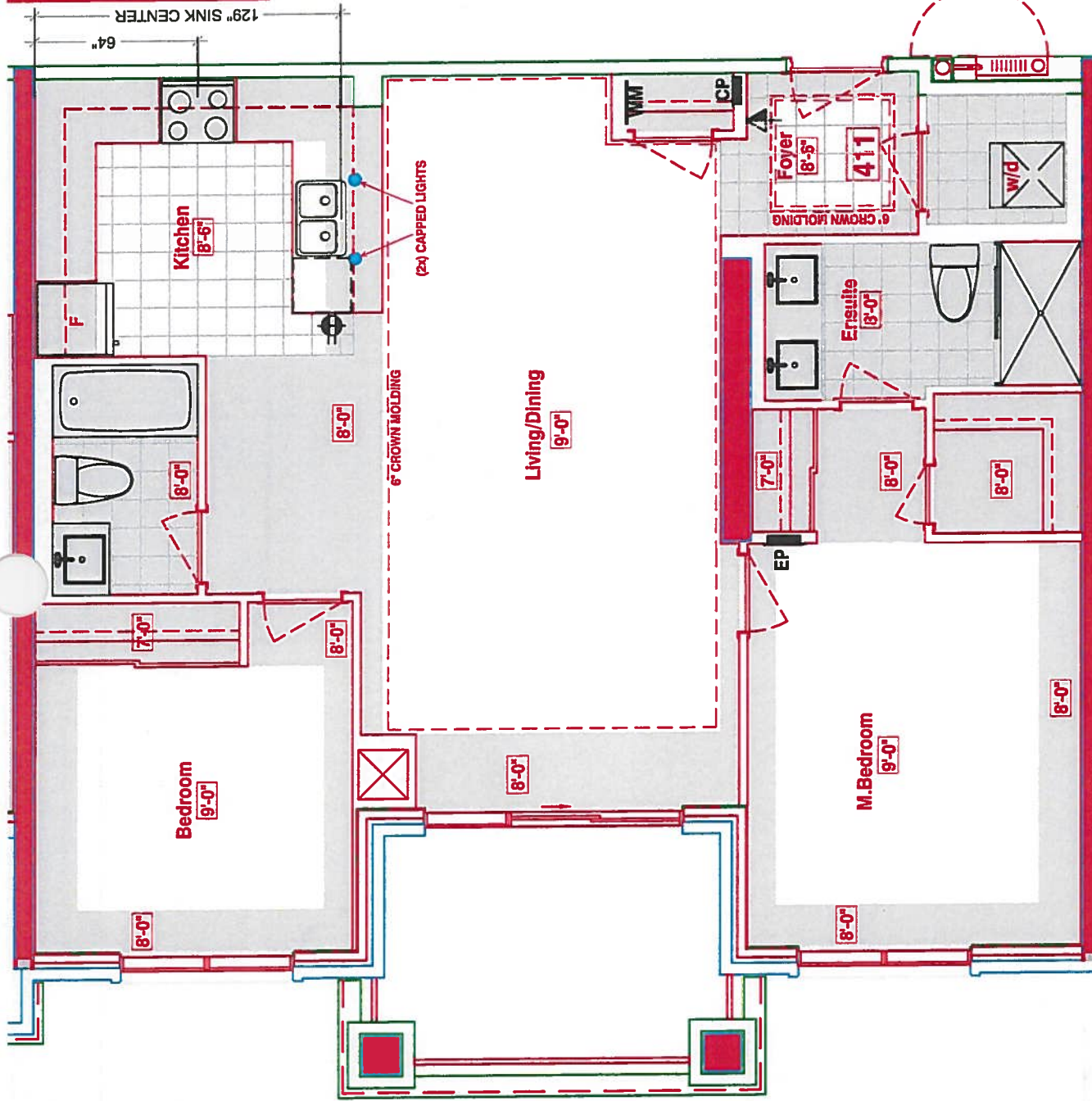
*** SUITE 411 * (INVENTORY SUITE)**

NEW PLAN

-REMOVED DEN

-REVISED KITCHEN

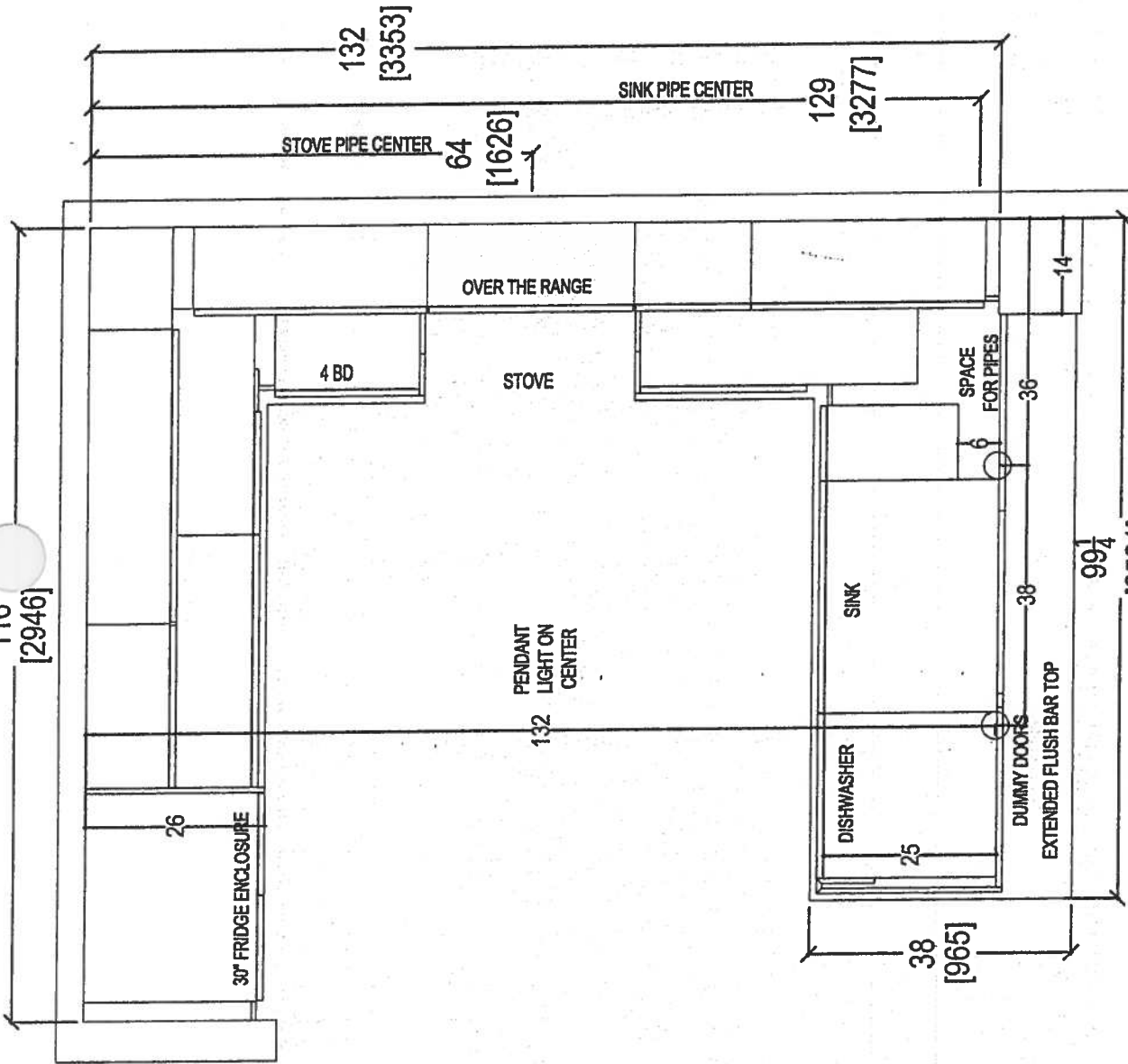
***REVISED LAUNDRY DOOR SWING &
ENSUITE WALL AS PER THIS BROCHURE**



SUITES 411 - NOYAC BAY

Royal Pine Homes 25 Baker Hill Blvd - Stouffville, ON Apr 04, 2018

116
[2946]



SUITE 411

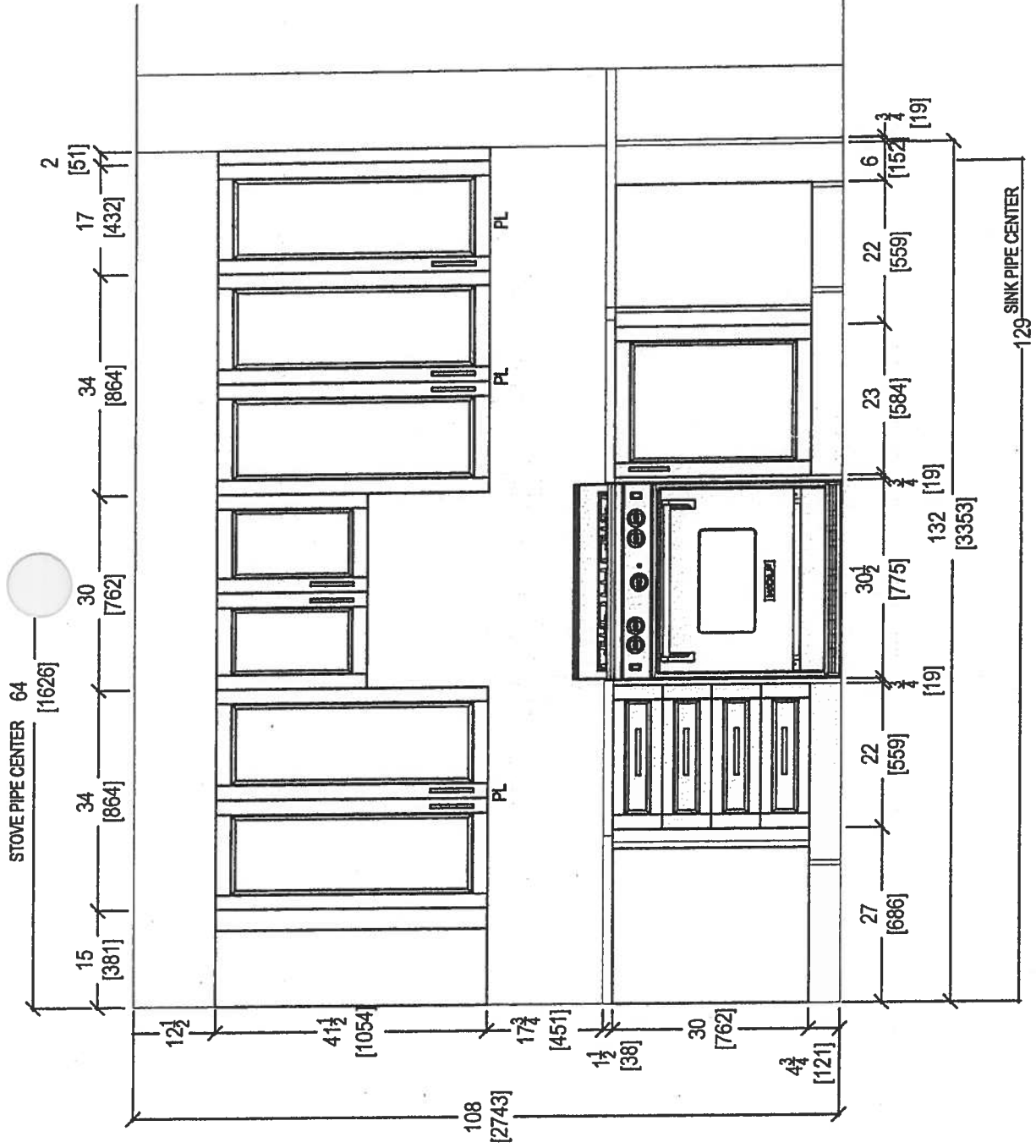
INVENTORY SUITE

- STD KITCHEN LAYOUT
- STD APPLIANCE PKG.
- (x1) - PLUG PENINSULA
- (x2) - CAPPED PENDANT LIGHTS
- (x5) - PUCK LIGHTS



80 SANTE DRIVE, VAUGHAN, ON L4K 3C4,
T: 416.746.1811 F: 905.781.5901

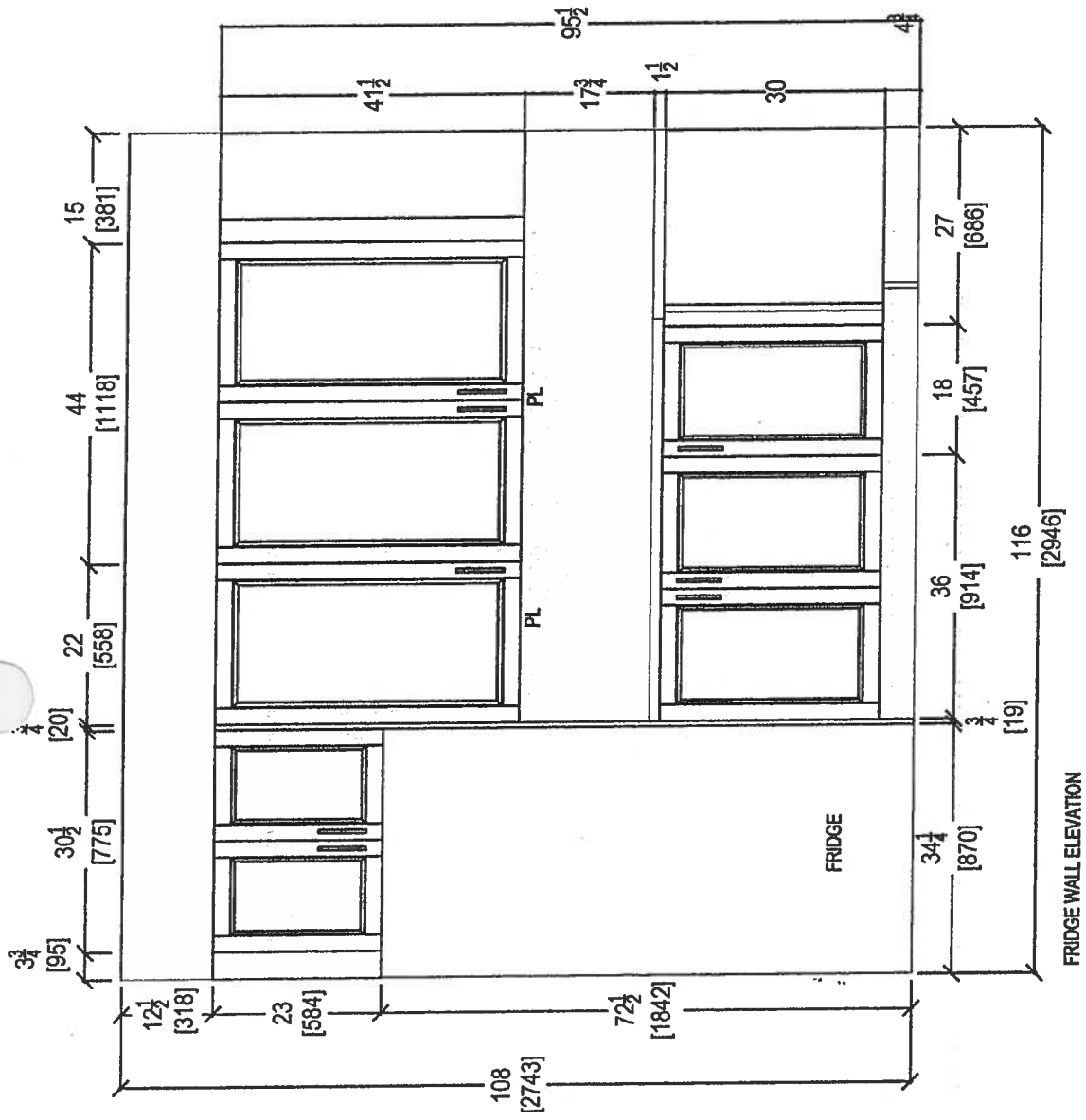
CLIENT: ROYAL PINE HOMES		NOYAC BAY (2G)	ROOM:	KITCHEN FLOOR PLAN	DRAWN BY: SK	COMMENTS: PLEASE NOTE ALL DIMENSIONS ARE NOT FINAL AND ARE SUBJECT TO CHANGE UPON FINAL SITE MEASURE
SITE: HAMPTON PLACE	DOOR STYLE: —	DOOR HANDLE: —	DOOR HANDLE: —	SCALE: 1/2" = 1' - 0"		
PHONE: —	FINISH: —	DRW HANDLE: —	DRW HANDLE: —	DATE: MARCH 8, 2018		
EMAIL: —	SPECIES: —	TOP: —	TOP: —	PAGE: —		



STOVE WALL ELEVATION



CLIENT: ROYAL PINE HOMES	NOYAC BAY (2G)	ROOM: KITCHEN	DRAWN BY: SK	COMMENTS: PLEASE NOTE ALL DIMENSIONS ARE NOT FINAL AND ARE SUBJECT TO CHANGE UPON FINAL SITE MEASURE
SITE: HAMPTON PLACE	DOOR STYLE: —	DOOR HANDLE: —	SCALE: 1/2" = 1' - 0"	
PHONE: —	FINISH: —	DRW HANDLE: —	DATE: MARCH 8, 2018	
EMAIL: —	SPECIES: —	TOP: —	PAGE: —	



CLIENT: ROYAL PINE HOMES
 SITE: HAMPTON PLACE
 PHONE: —
 EMAIL: —

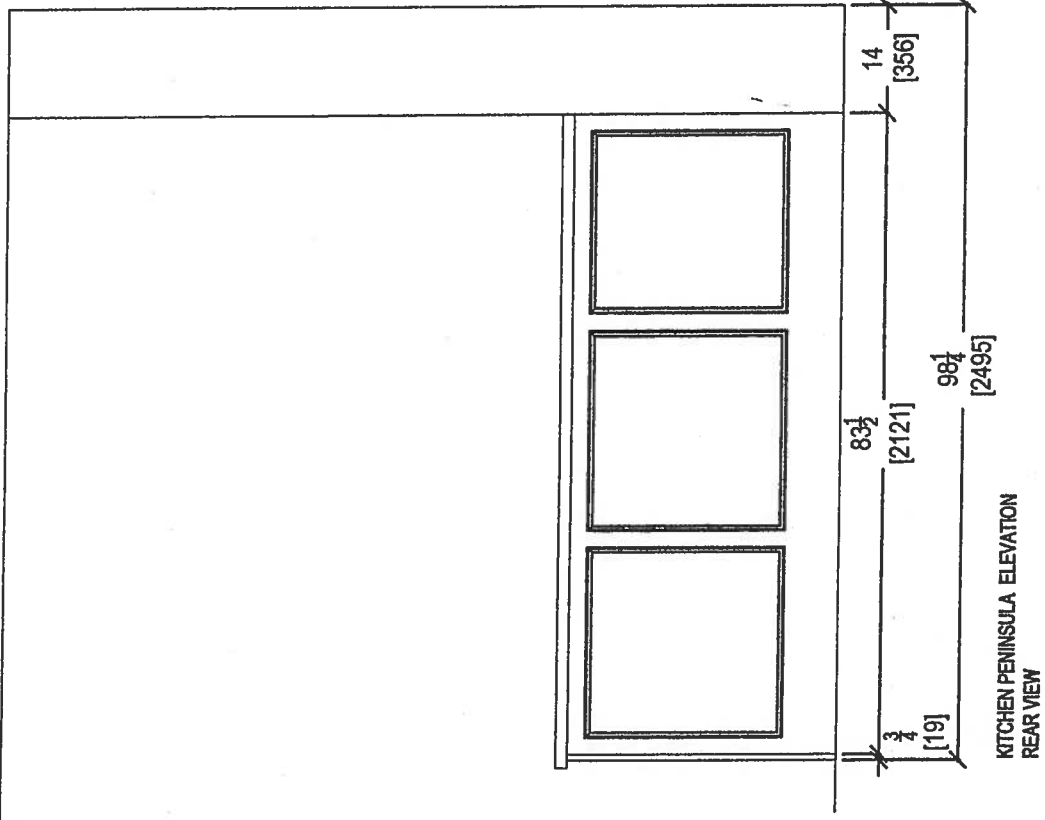
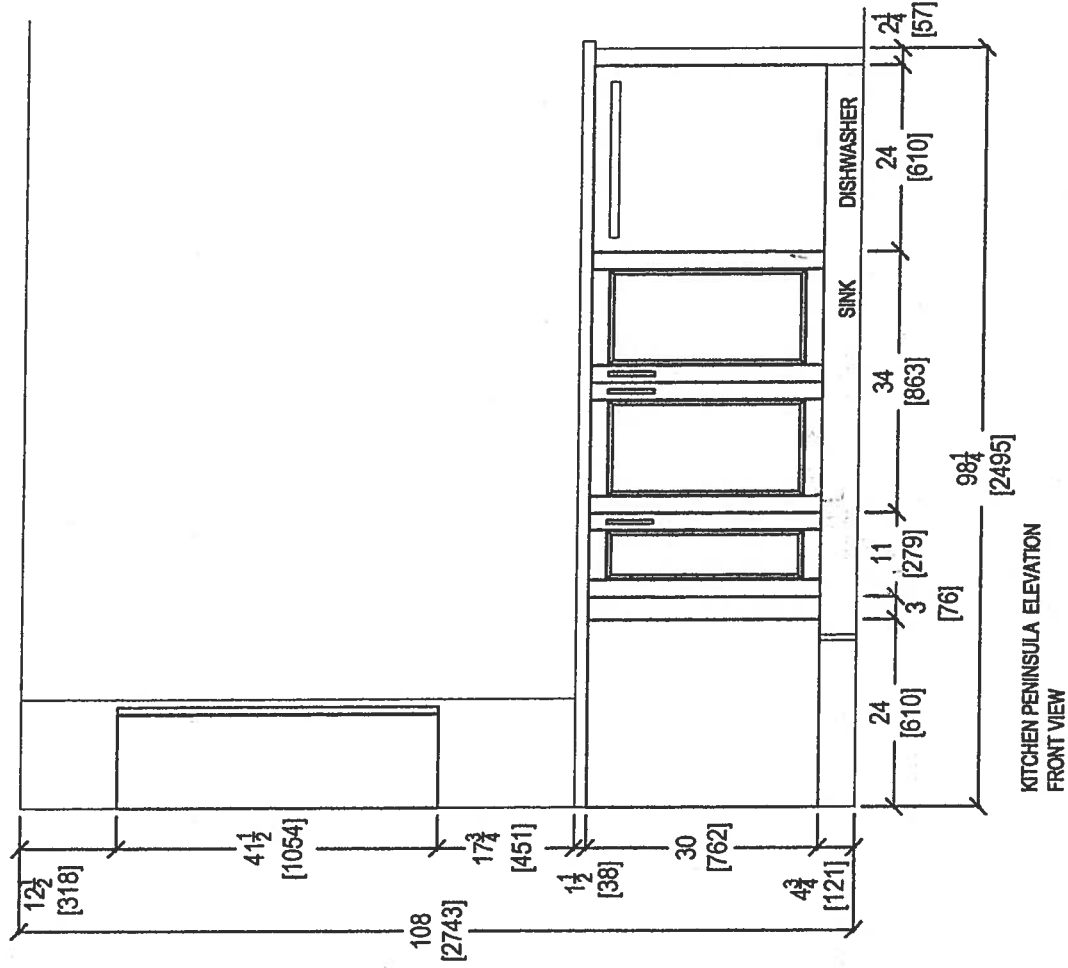
NOYAC BAY (2G)
 DOOR STYLE: —
 FINISH: —
 SPECIES: —

ROOM: KITCHEN
 DOOR HANDLE: —
 DRW HANDLE: —
 TOP: —

DRAWN BY: SK
 SCALE: 1/2" = 1' - 0"
 DATE: MARCH 8, 2018
 PAGE: —

COMMENTS:

PLEASE NOTE ALL DIMENSIONS
 ARE NOT FINAL AND ARE
 SUBJECT TO CHANGE UPON
 FINAL SITE MEASURE



CLIENT: ROYAL PINE HOMES
 SITE: HAMPTON PLACE
 PHONE: —
 EMAIL: —

NOYAC BAY (26)
 DOOR STYLE: —
 FINISH: —
 SPECIES: —

ROOM: KITCHEN
 DOOR HANDLE: —
 DRW HANDLE: —
 TOP: —

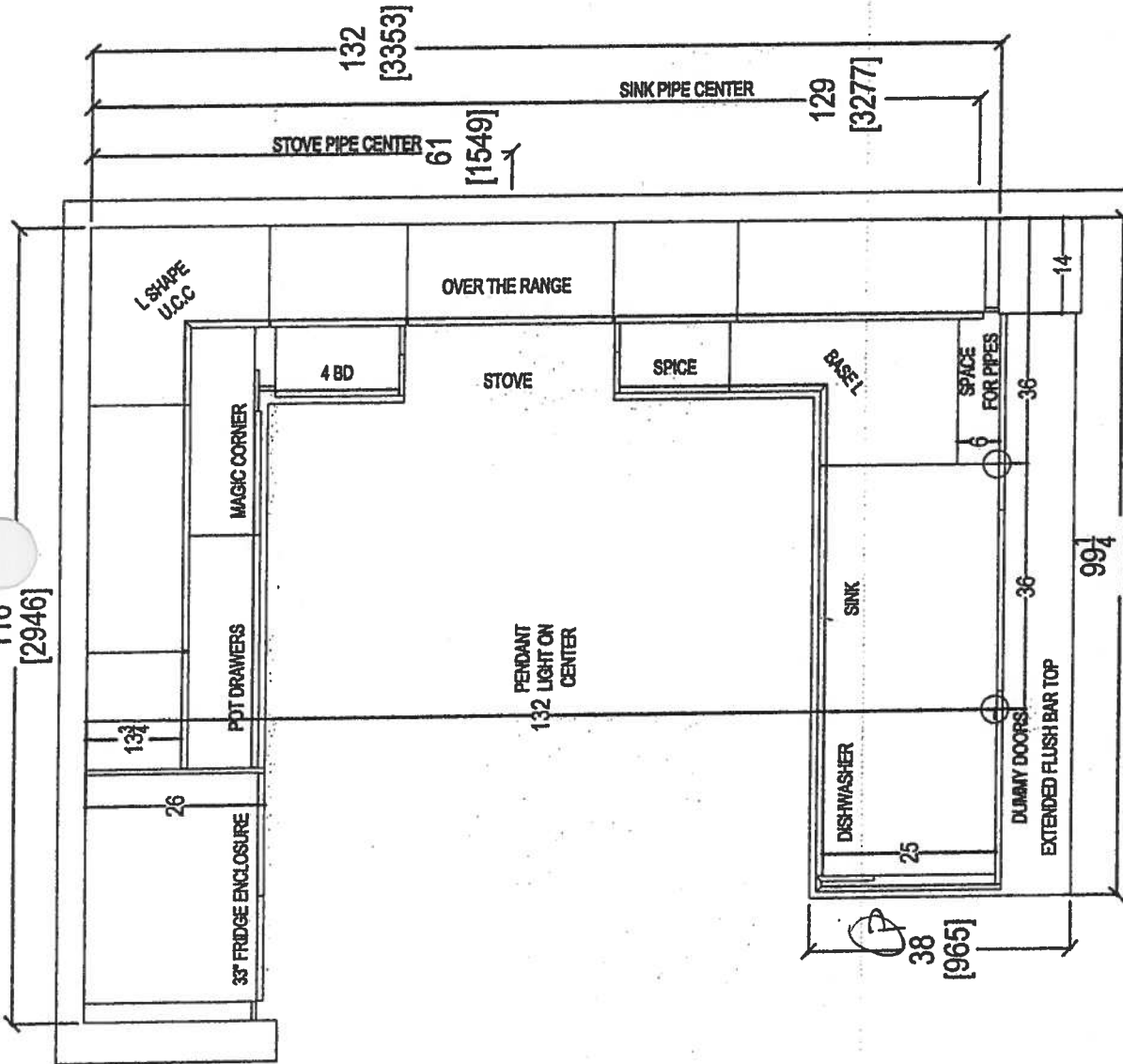
DRAWN BY: SK
 SCALE: 1/2" = 1' - 0"
 DATE: MARCH 8, 2018
 PAGE: —

COMMENTS:
 PLEASE NOTE ALL DIMENSIONS
 ARE NOT FINAL AND ARE
 SUBJECT TO CHANGE UPON
 FINAL SITE MEASURE

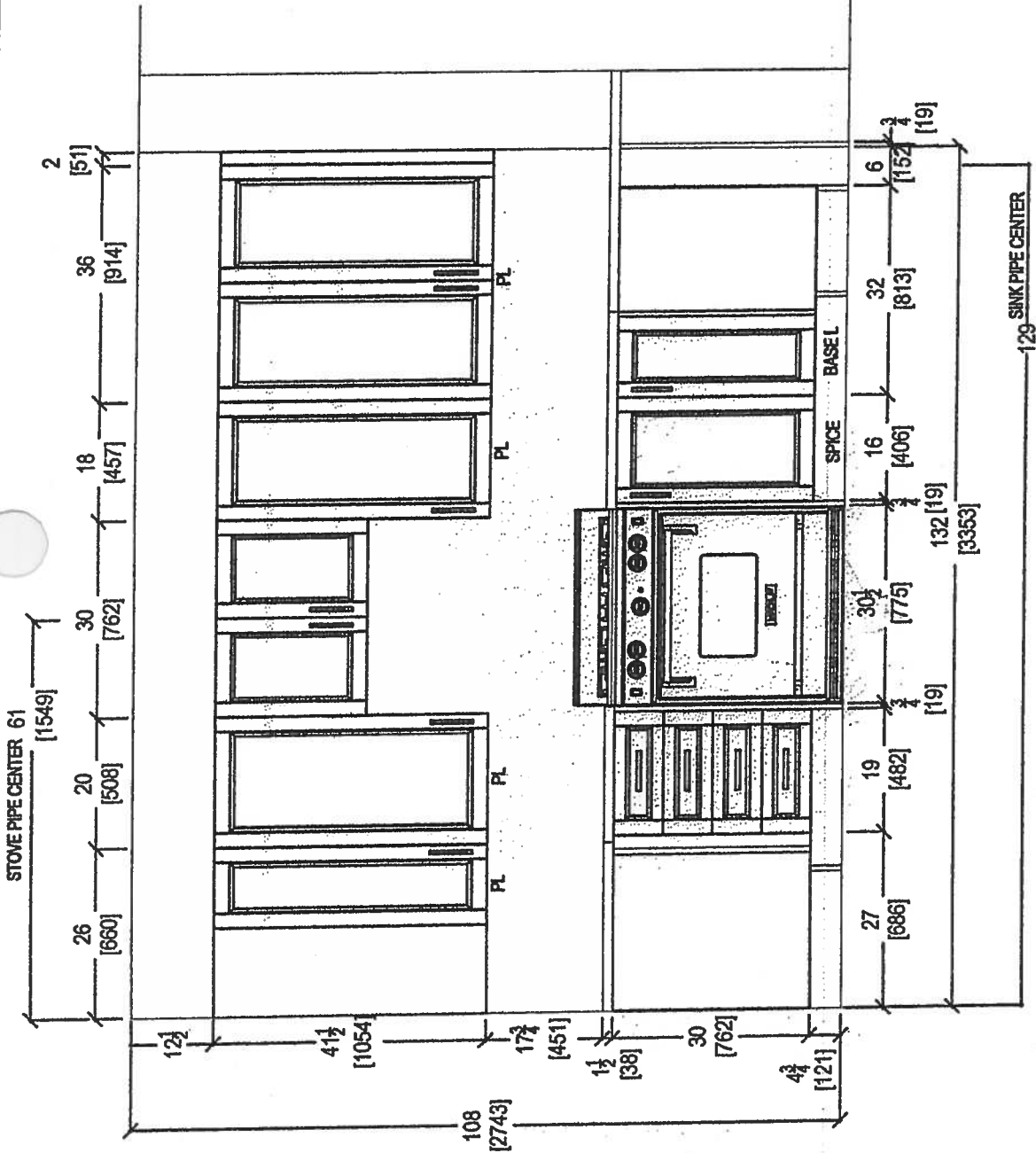
SUITE 411-

INVENTORY SUITE
OPTIONAL

- 1ST UPG KITCHEN LAYOUT
- 1ST UPG APPLIANCE PKG.
- (x1) = PLUG PENINSULA
- (x2) = CAPPED PENDANT LIGHTS
- (x7) = PUCK LIGHTS



CLIENT: ROYAL PINE HOMES	NOVAC BAY (23) UPGRADE PACKAGE	ROOM: KITCHEN FLOOR PLAN	DRAWN BY: SK	COMMENTS: PLEASE NOTE ALL DIMENSIONS ARE NOT FINAL AND ARE SUBJECT TO CHANGE UPON FINAL SITE MEASURE	
SITE: HAMPTON PLACE	DOOR STYLE: —	DOOR HANDLE: —	SCALE: 1/2" = 1'-0"		
PHONE: —	FINISH: —	DRW HANDLE: —	DATE: MARCH 8, 2018		
EMAIL: —	SPECIES: —	TOP: —	PAGE: —		



STOVE WALL ELEVATION



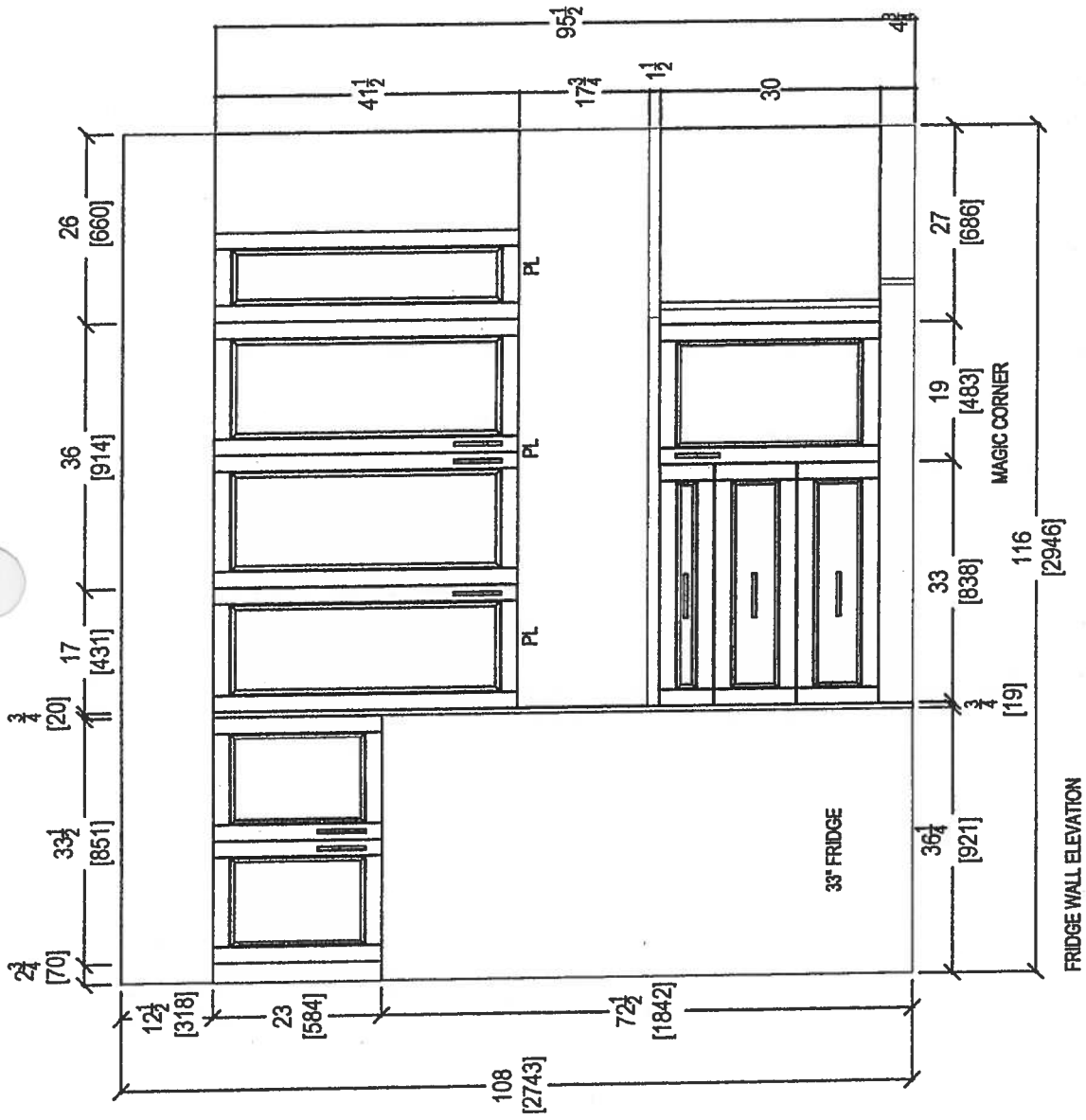
your kitchen, your taste.


80 SANTE DRIVE, VAUGHAN, ON L4K 3C4,
T: 416.748.1811 F: 905.761.5901

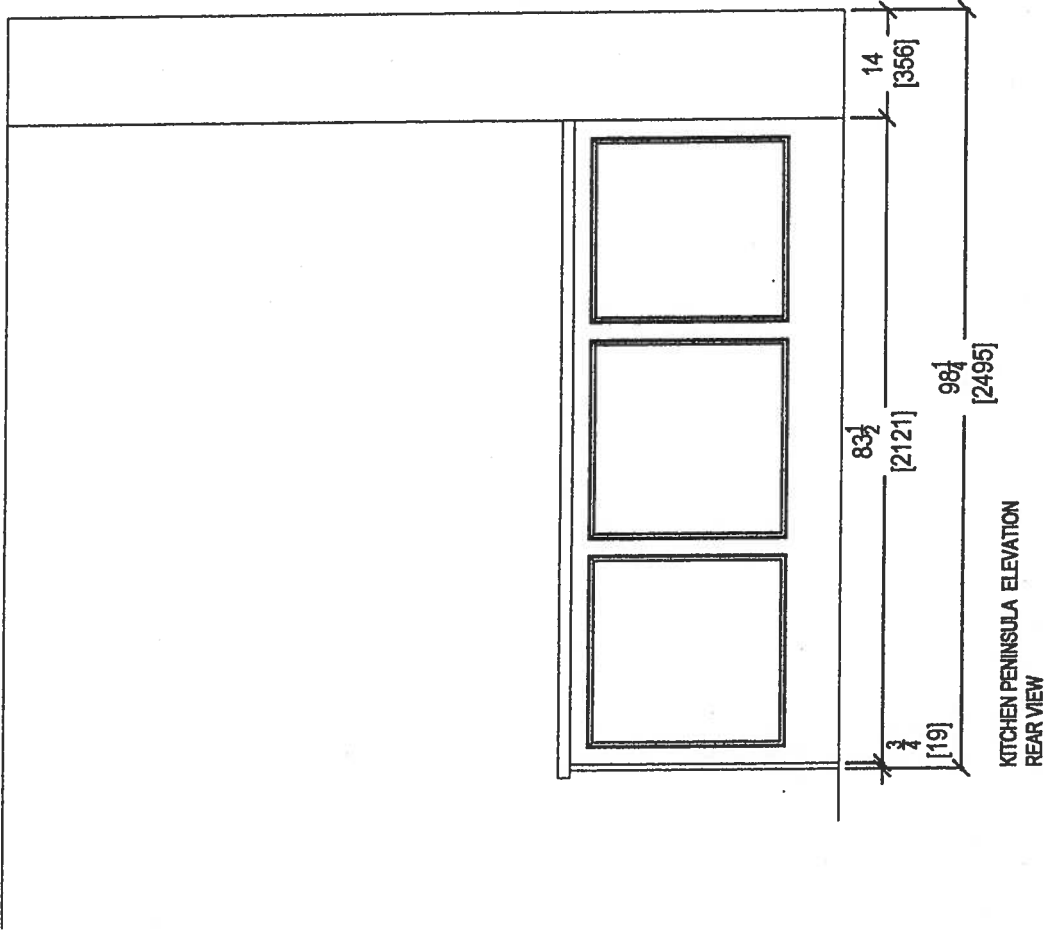
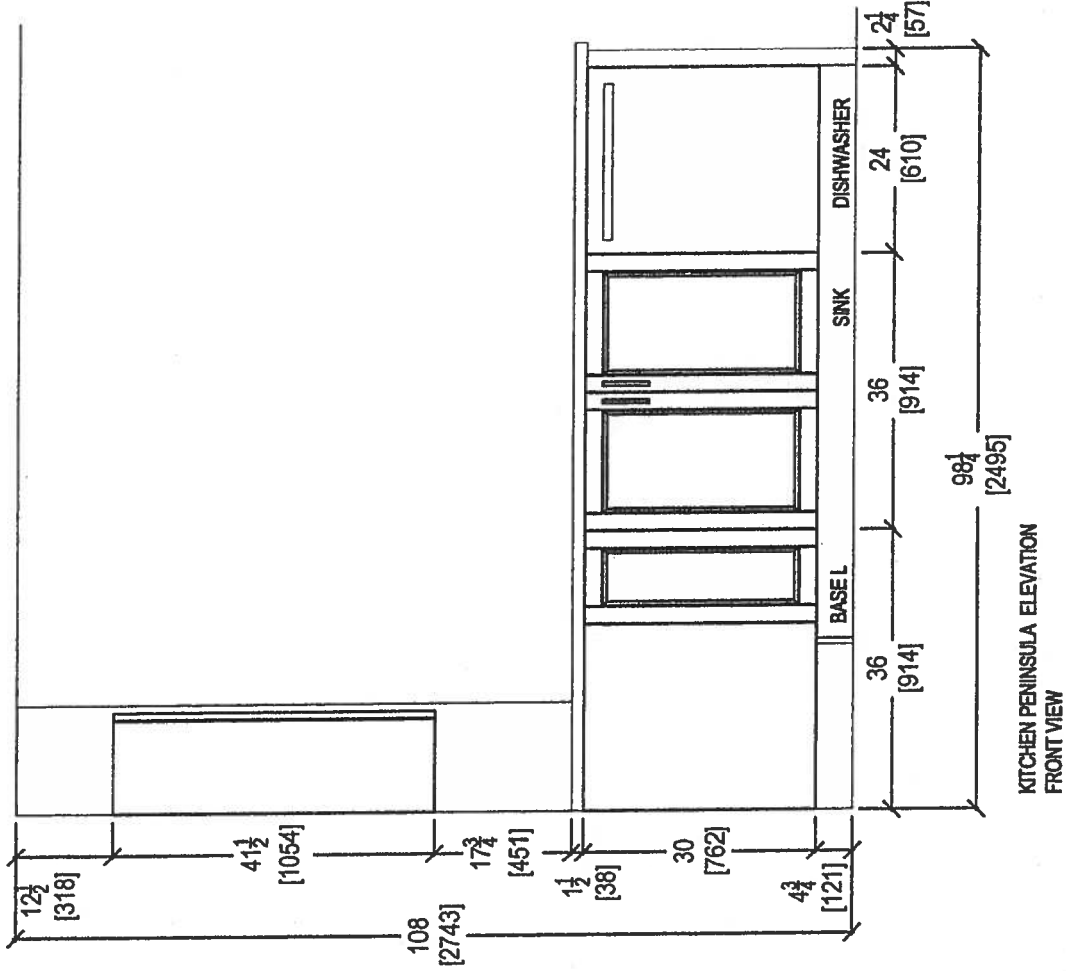
CLIENT: ROYAL PINE HOMES	NOYAC BAY (2G) UPGRADE PACKAGE	ROOM: KITCHEN	DRAWN BY: SK
SITE: HAMPTON PLACE	DOOR STYLE: —	DOOR HANDLE: —	SCALE: 1/2" = 1' - 0"
PHONE: —	FINISH: —	DRW HANDLE: —	DATE: MARCH 8, 2018
EMAIL: —	SPECIES: —	TOP: —	PAGE: —

COMMENTS:

PLEASE NOTE ALL DIMENSIONS
ARE NOT FINAL AND ARE
SUBJECT TO CHANGE UPON
FINAL SITE MEASURE



<div>  <p>your kitchen, your taste. 80 SANTE DRIVE, VAUGHAN, ON L4K 3C4, T: 416.746.1811 F: 905.781.5901</p> </div>	CLIENT: ROYAL PINE HOMES	NOYAC BAY (2G) UPGRADE PACKAGE	ROOM: KITCHEN	DRAWN BY: SK	COMMENTS: PLEASE NOTE ALL DIMENSIONS ARE NOT FINAL AND ARE SUBJECT TO CHANGE UPON FINAL SITE MEASURE
	SITE: HAMPTON PLACE	DOOR STYLE: —	DOOR HANDLE: —	SCALE: 1/2" = 1'-0"	
	PHONE: —	FINISH: —	DRW HANDLE: —	DATE: MARCH 8, 2018	
	EMAIL: —	SPECIES: —	TOP: —	PAGE: —	



your kitchen, your taste.
80 SANTE DRIVE, VAUGHAN, ON L4K 3C4,
T: 416.748.1811 F: 905.761.5901

CLIENT: ROYAL PINE HOMES
SITE: HAMPTON PLACE
PHONE: ---
EMAIL: ---

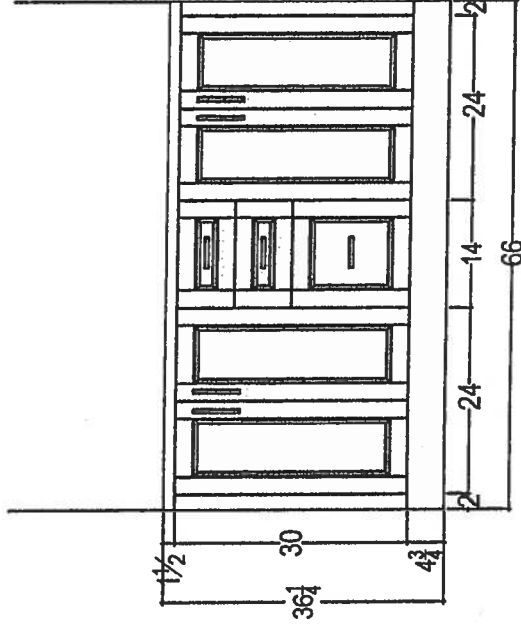
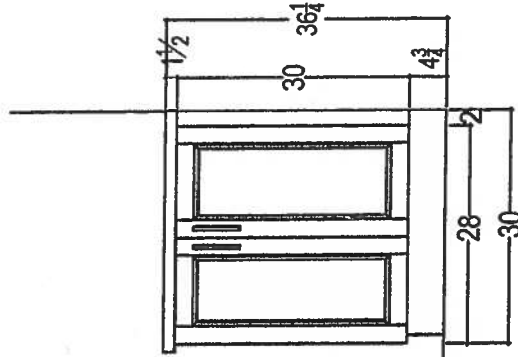
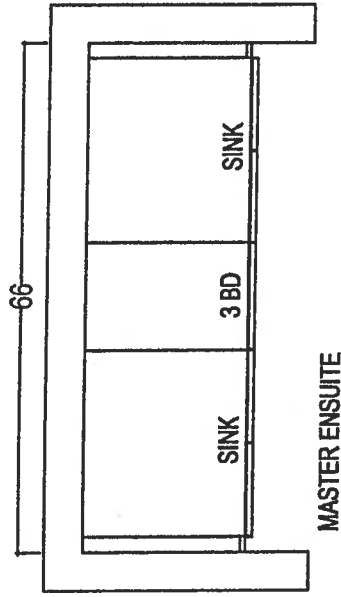
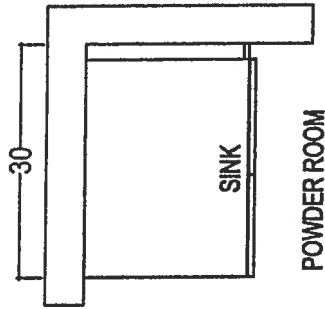
NOYAC BAY (26) UPGRADE PACKAGE
DOOR STYLE: ---
FINISH: ---
SPECIES: ---

ROOM: KITCHEN
DOOR HANDLE: ---
DRW HANDLE: ---
TOP: ---

DRAWN BY: SK
SCALE: 1/2" = 1' - 0"
DATE: MARCH 8, 2018
PAGE: ---

COMMENTS:

PLEASE NOTE ALL DIMENSIONS
ARE NOT FINAL AND ARE
SUBJECT TO CHANGE UPON
FINAL SITE MEASURE



your kitchen. your taste.
80 SANTE DRIVE, VAUGHAN, ON L4K 3C4,
T: 416.748.1811 F: 905.761.5901

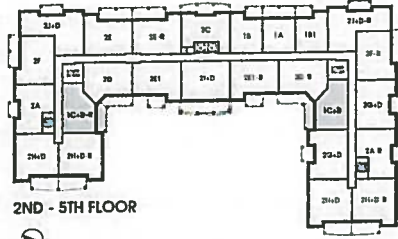
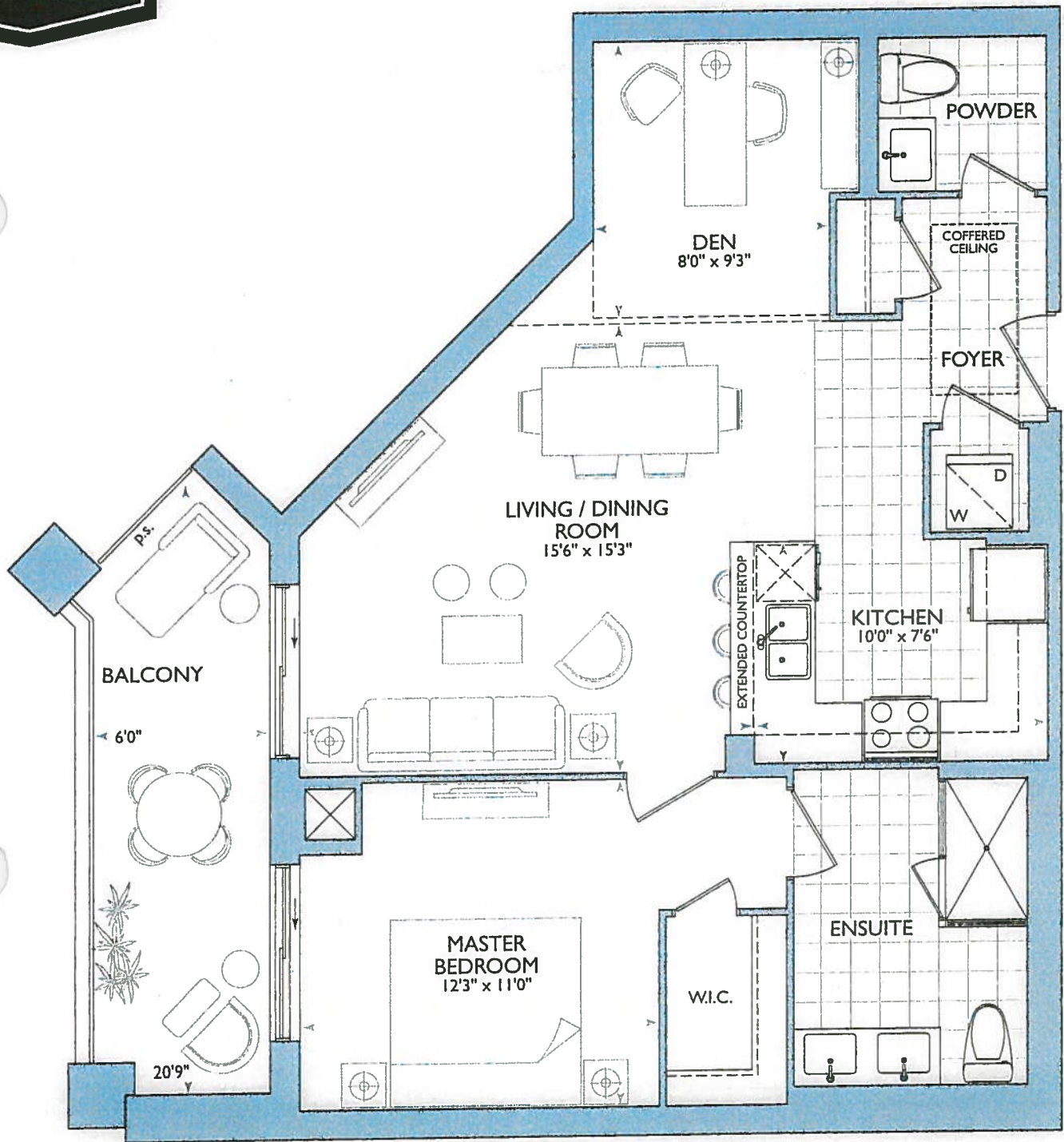
CLIENT: ROYAL PINE HOMES		NOYAC BAY (2G) UPGRADE PACKAGE		ROOM:	DRAWN BY: SK		COMMENTS: PLEASE NOTE ALL DIMENSIONS ARE NOT FINAL AND ARE SUBJECT TO CHANGE UPON FINAL SITE MEASURE	
SITE:	HAMPTON PLACE	DOOR STYLE:	---	DOOR HANDLE:	---	SCALE:		
PHONE:	---	FINISH:	---	DRW HANDLE:	---	DATE:		
EMAIL:	---	SPECIES:	---	TOP:	---	PAGE:		



Sag Harbor

878 SQ FT plus 119 sq. ft. of balcony area

ORIGINAL Suite
Suite 412



SAG HARBOUR: 412

- MOVE FRONT DOOR (FOR 6" WALL BEHIND WASHER/ DRYER)

Suite 412 - Inventory Suite

* Move Front Door - Due to 6" wall added behind w/d.

KITCHEN

• Option of using std kitchen layout w std appliance package.

OR

• 1st upgrade kitchen layout w 1st upg appliance package

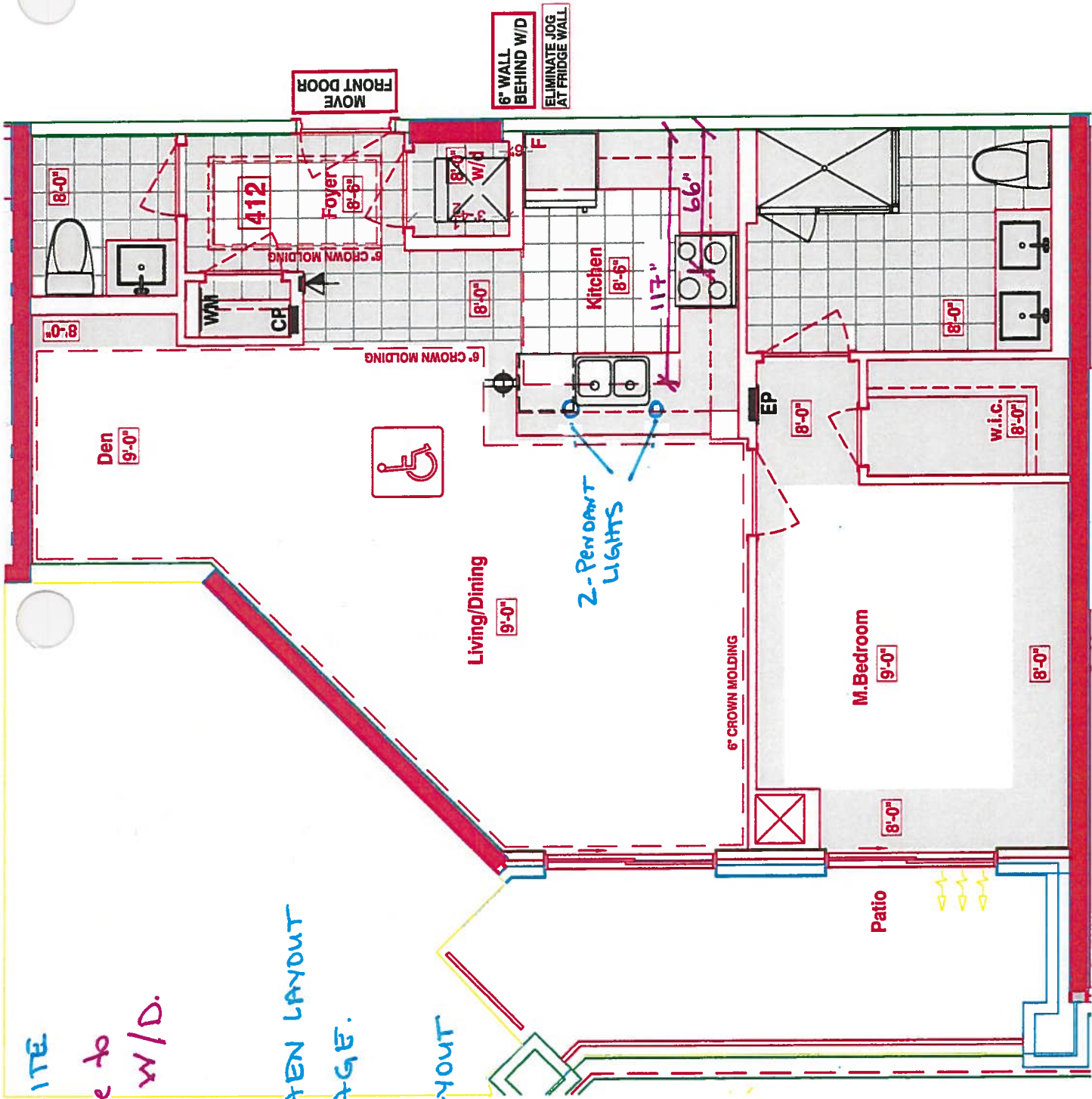
(P) = Plug Peninsula

2x = Pendant Lights

(see both kitchen layout options)

• 66" stove pipe center

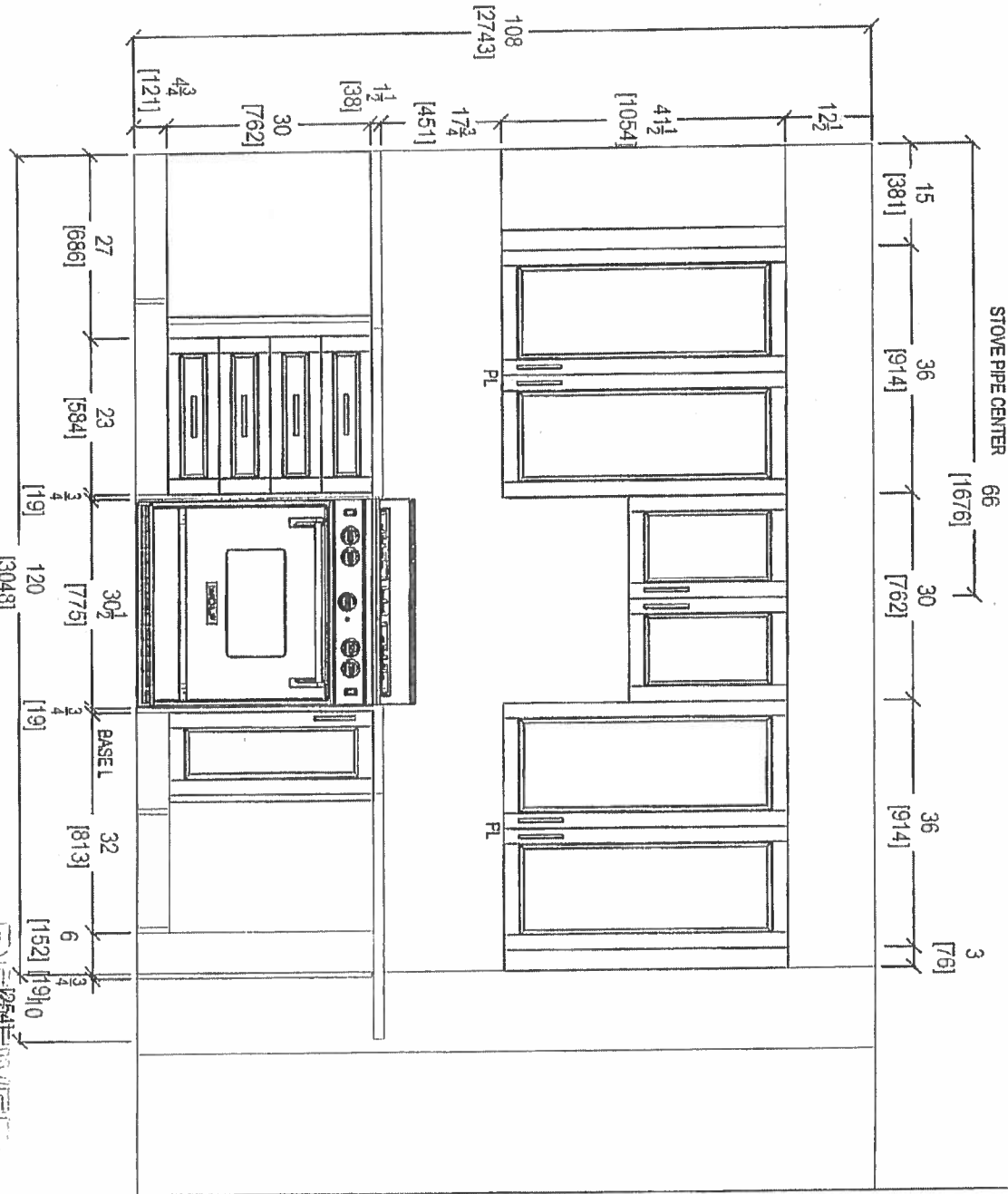
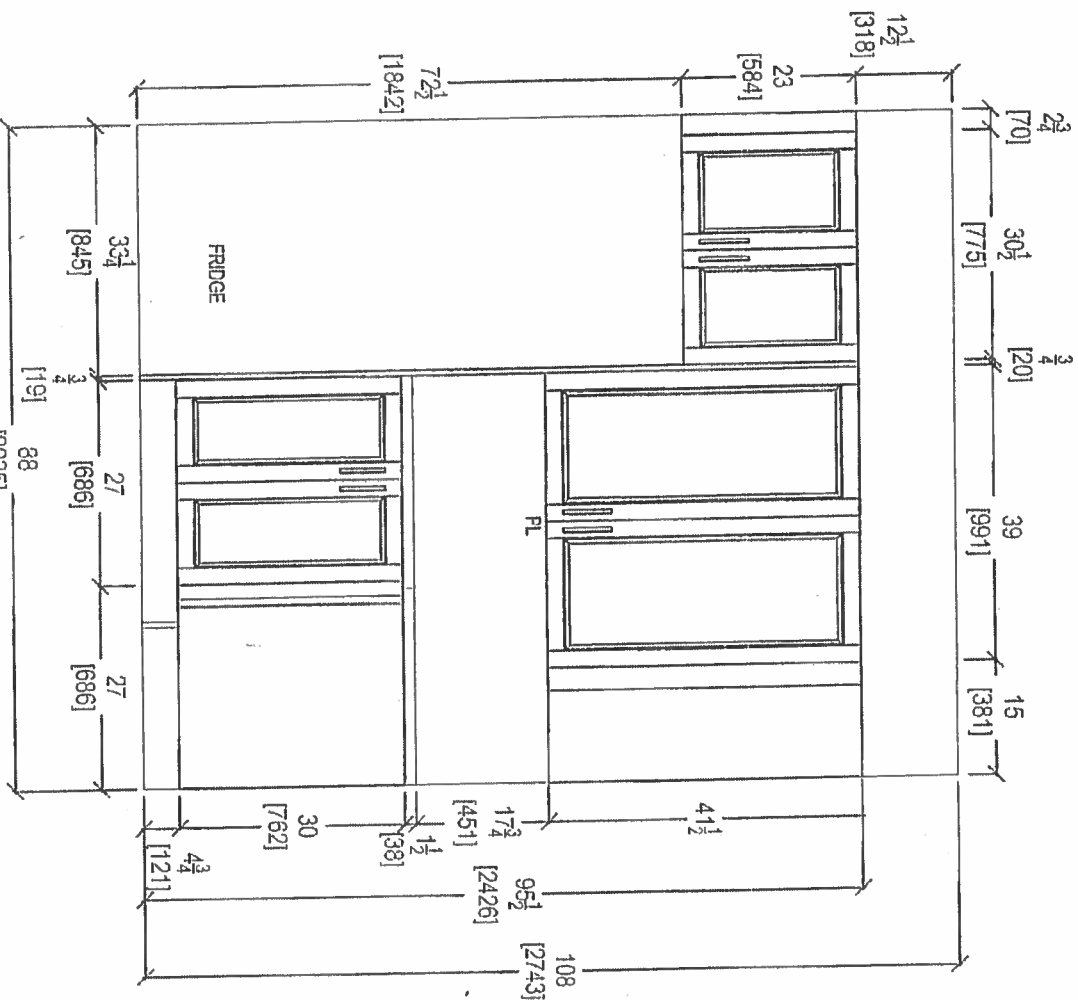
• 117" sink pipe center



- STO KITCHEN LAYOUT
- STO APPLIANCE PACKAGE
- \textcircled{P} = Plug Peninsula.
- 3x = Truck Lights
- 2x = Pendant Lights.



 your kitchen		80 SANTE DRIVE, VICTORIA T: 416 746 1811 ON L4K 3C4 961 5901	
CLIENT: ROYAL PINE HOMES	1C+D SAG HARBOR		ROOM: KITCHEN FLOOR PLAN
SITE: HAMPTON PLACE	DOOR STYLE: —	DOOR HANDLE: —	SCALE: 1/2" = 1' - 0"
PHONE: —	FINISH: —	DRW HANDLE: —	DATE: AUG 4, 2017
EMAIL: —	SPECIES: —	TOP: —	PAGE: —
COMMENTS: PLEASE NOTE ALL DIMENSIONS ARE NOT FINAL AND ARE SUBJECT TO CHANGE UPON FINAL SITE MEASURE			

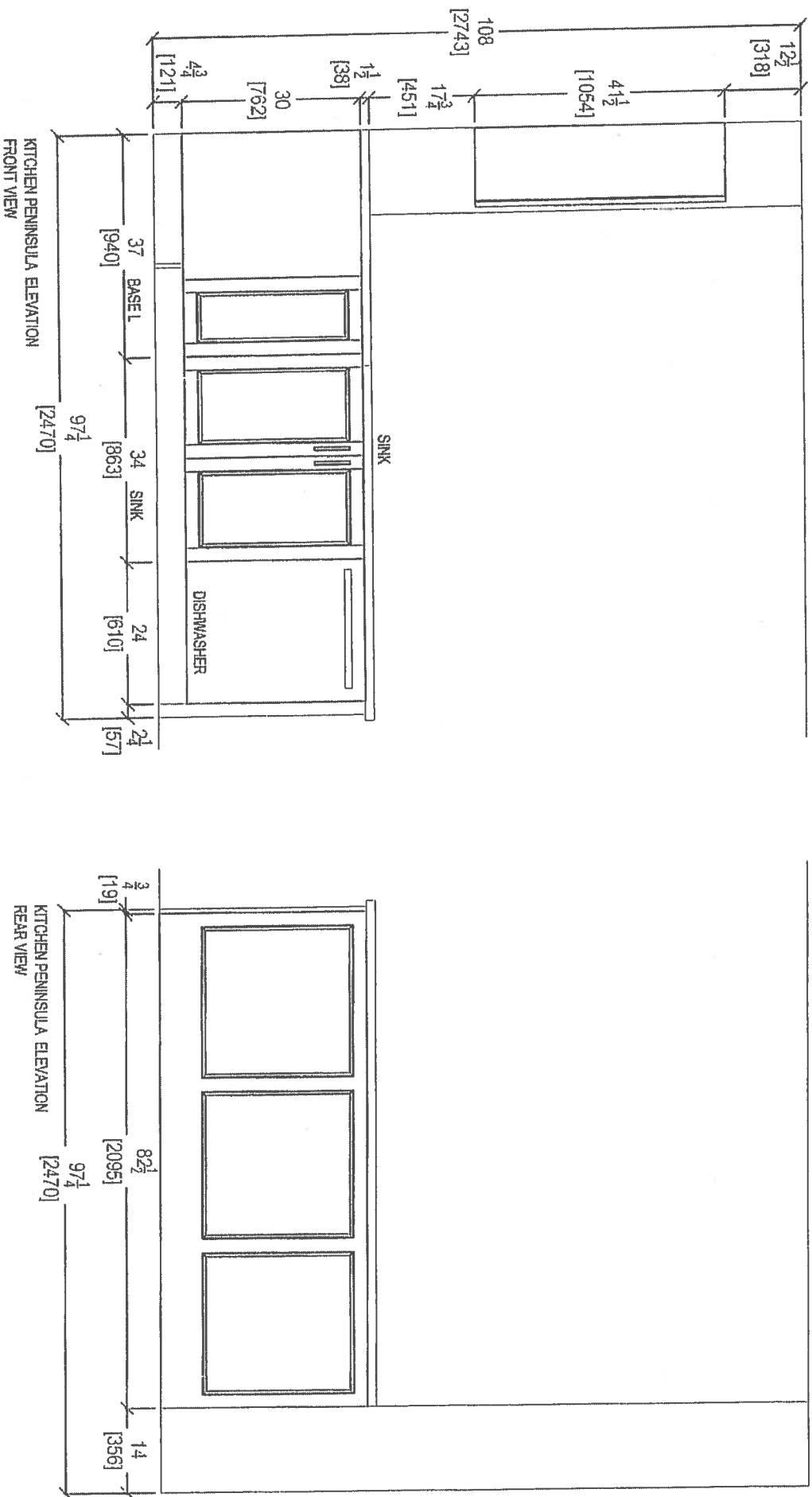


RECEIVED
2017 AUG 17

CLIENT: ROYAL PINE HOMES		1C+D SAG HARBOR		ROOM: KITCHEN	DRAWN BY: SK	COMMENTS: PLEASE NOTE ALL DIMENSIONS ARE NOT FINAL AND ARE SUBJECT TO CHANGE UPON FINAL SITE MEASURE
SITE: HAMPTON PLACE		DOOR STYLE: —		DOOR HANDLE: —	SCALE: 1/2" = 1' - 0"	
PHONE: —		FINISH: —		DRAW HANDLE: —	DATE: AUG 4, 2017	
EMAIL: —		SPECIES: —		TOP: —	PAGE: —	



80 SANTE DRIVE, VALENTIA, ON L4K 3C4
T: 416.746.1811



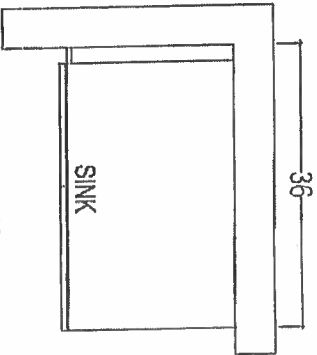
CLIENT: ROYAL FINE HOMES	1C+D SAG HARBOR	ROOM: KITCHEN	DRAWN BY: SK
SITE: HAMPTON PLACE	DOOR STYLE: —	DOOR HANDLE: —	SCALE: 1/2" = 1'-0"
PHONE: —	FINISH: —	DRW HANDLE: —	DATE: AUG 4, 2017
EMAIL: —	SPECIES: —	TOP: —	PAGE: —



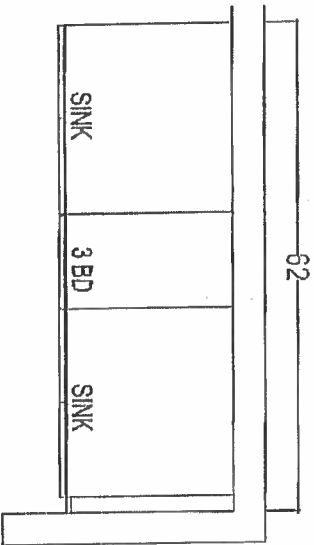
80 SANTE DRIVE, VA
T: 416.746.18

ON L4K 3C4,
/61 5901

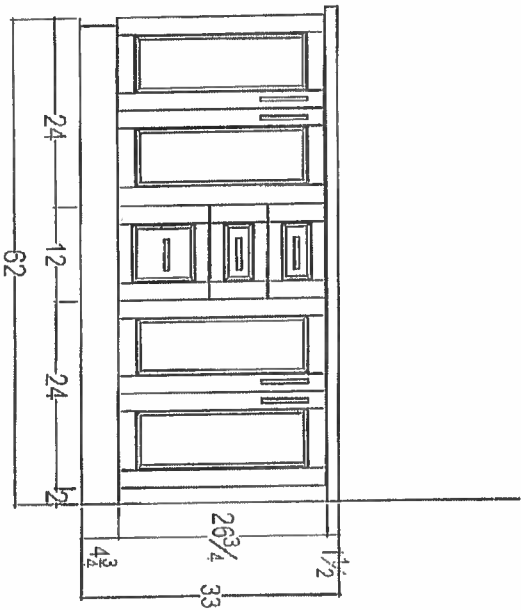
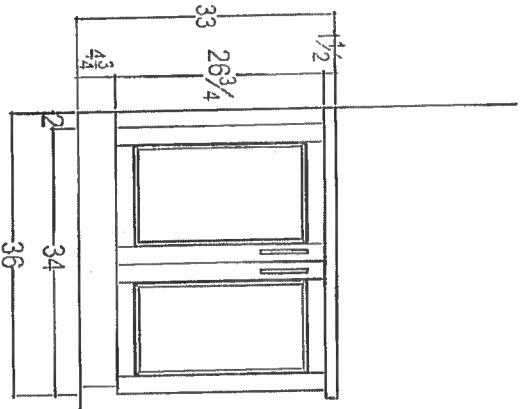
RECEIVED
17



POWDER ROOM



MASTER ENSUITE



RECEIVED
11-28-18

CLIENT: ROYAL PINE HOMES

1C+D SAG HARBOR

ROOM

VANITIES

DRAWN BY: SK

COMMENTS:

SITE: HAMPTON PLACE

DOOR STYLE: —

DOOR HANDLE: —

SCALE: 1/2" = 1'-0"

PHONE: —

FINISH: —

DRW HANDLE: —

DATE: AUG 4, 2017

EMAIL: —

SPECIES: —

TOP: —

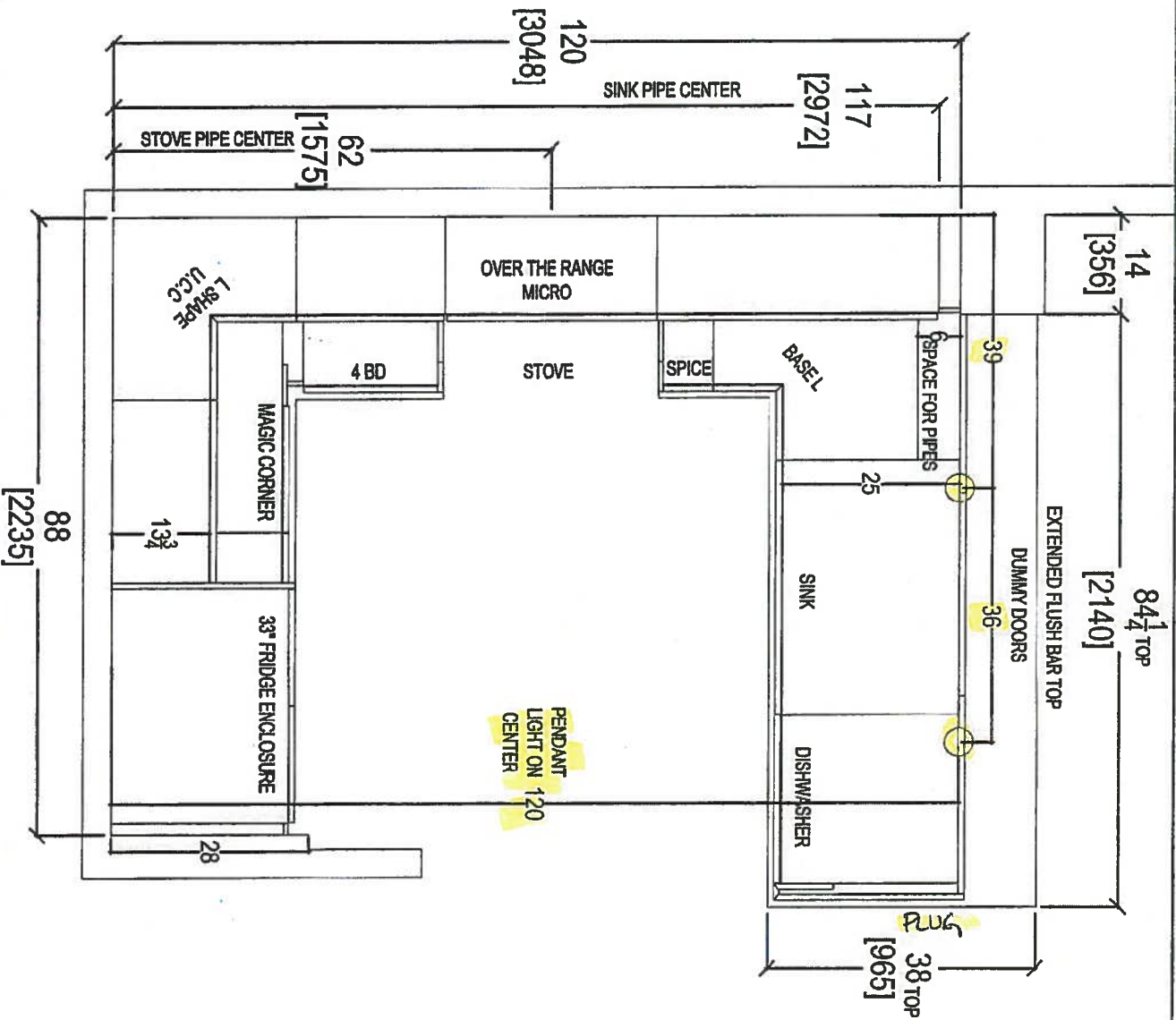
PAGE: —

PLEASE NOTE ALL DIMENSIONS
ARE NOT FINAL AND ARE
SUBJECT TO CHANGE UPON
FINAL SITE MEASURE



80 SANTE DRIVE, VAU
T. 476 746 1811 F. 476 751 5901
N LAK 3C4

- UPG #1 - KITCHEN LAYOUT
- UPG #1 - APPLIANCE PACKAGE
- (P) = PLUG PENINSULA
- 5x = PUCK LIGHTS
- 2x = PENDANT LIGHTS.

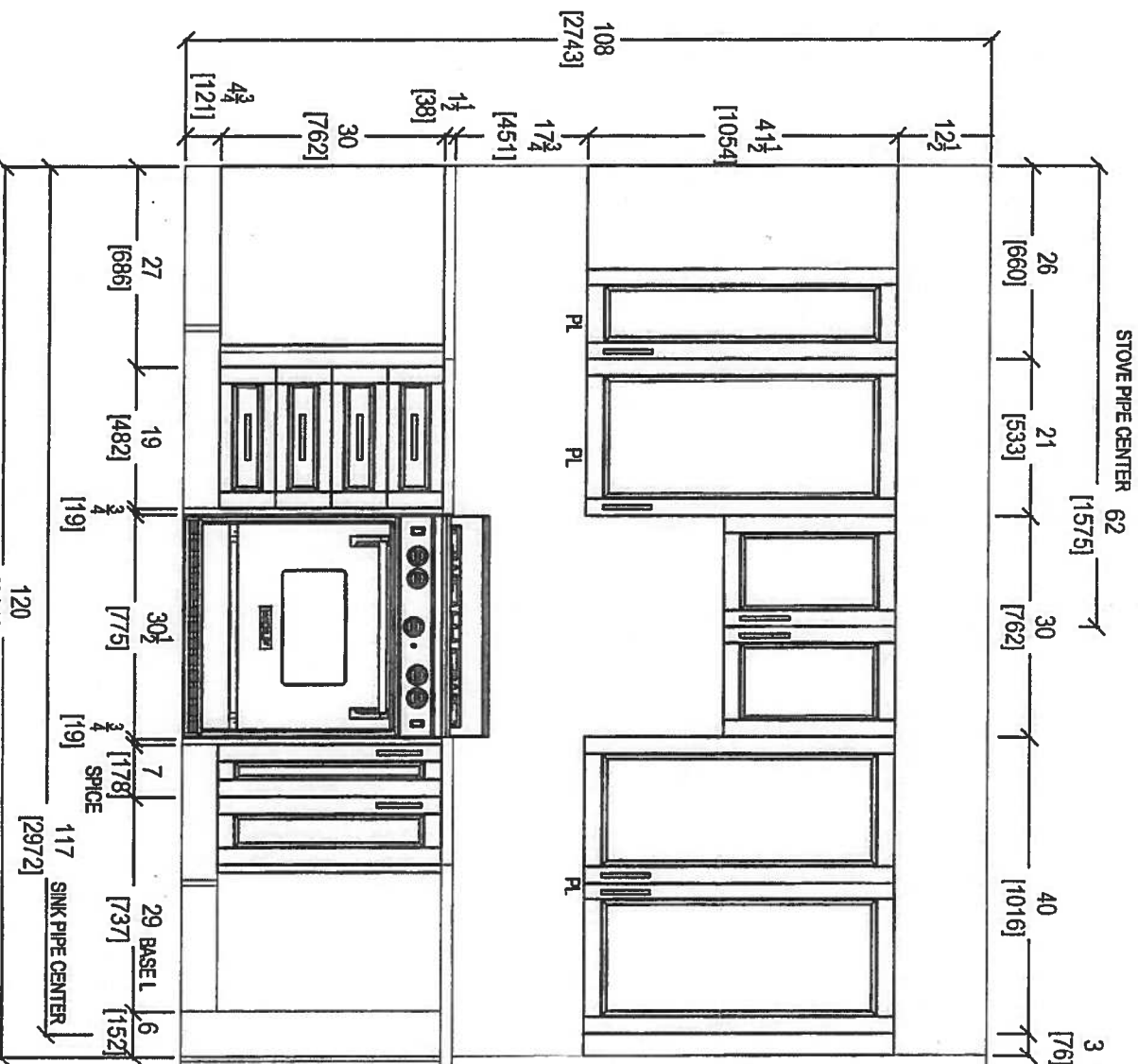
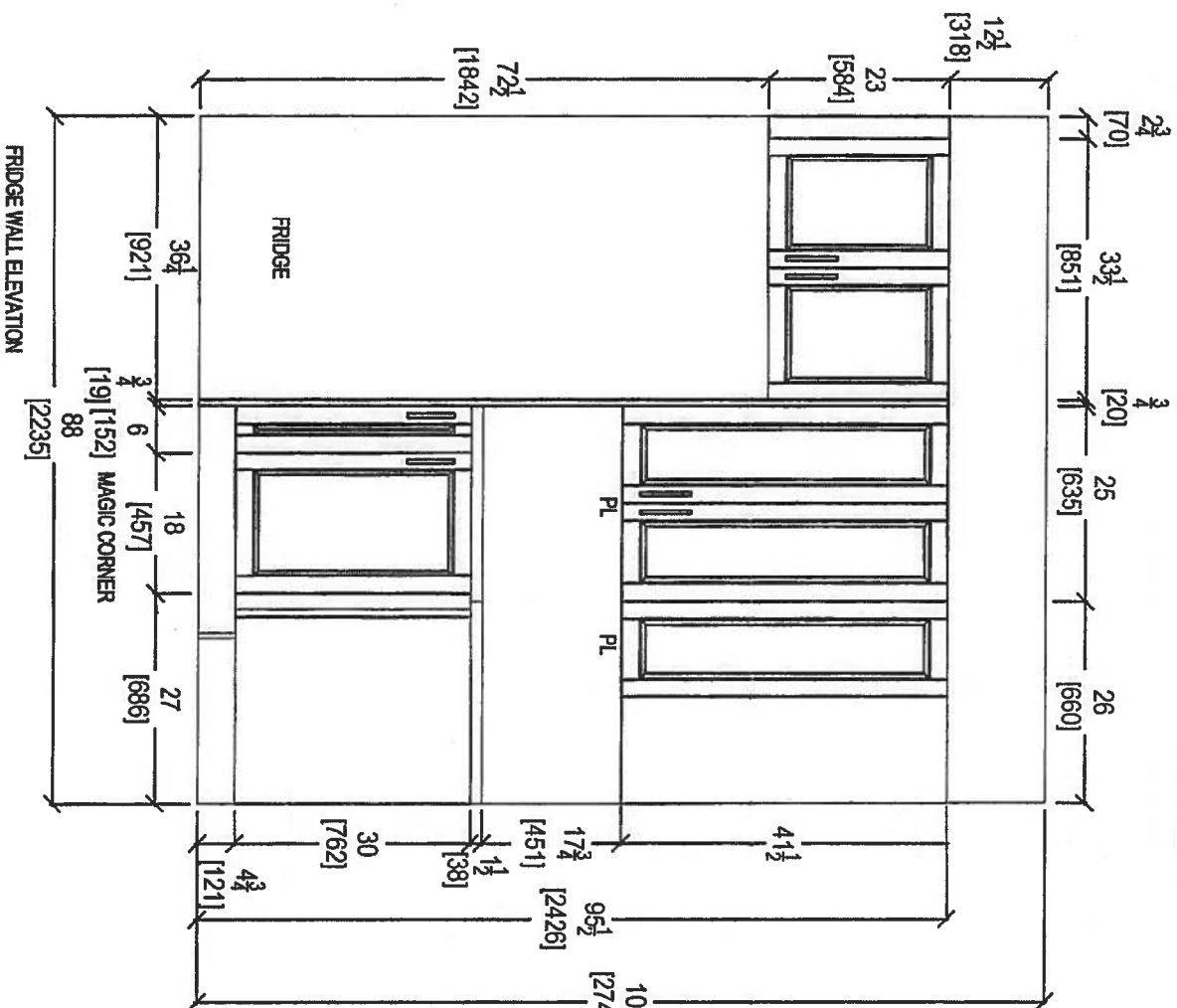


CLIENT: ROYAL PINE HOMES	UNIT: 412 HMP	ROOM: KITCHEN FLOOR PLAN	DRAWN BY: SK
SITE: HAMPTON PLACE	DOOR STYLE: --	DOOR HANDLE: --	SCALE: 1/2" = 1' - 0"
PHONE: --	FINISH: --	DRW HANDLE: --	DATE: FEB 16, 2018
EMAIL: --	SPECIES: --	TOP: --	PAGE: --



80 SANTE DRIVE, VAUGHAN, ONT. L4K 3C4,
T: 416.746.1811 F: 516.5901

COMMENTS:
PLEASE NOTE ALL DIMENSIONS
ARE NOT FINAL, AND ARE
SUBJECT TO CHANGE UPON
FINAL SITE MEASURE



80 SANTE DRIVE, VAUGHAN, ONT. L4H 3C4,
T: 416.746.1811 F: 905.479.3801

CLIENT: ROYAL PINE HOMES

UNIT 412 HMP

ROOM: KITCHEN

DRAWN BY: SK

COMMENTS:

SITE: HAMPTON PLACE

DOOR STYLE: —

DOOR HANDLE: —

SCALE: 1/2" = 1' - 0"

PLEASE NOTE ALL DIMENSIONS
ARE NOT FINAL AND ARE
SUBJECT TO CHANGE UPON
FINAL SITE MEASURE

PHONE: —

FINISH: —

DRW HANDLE: —

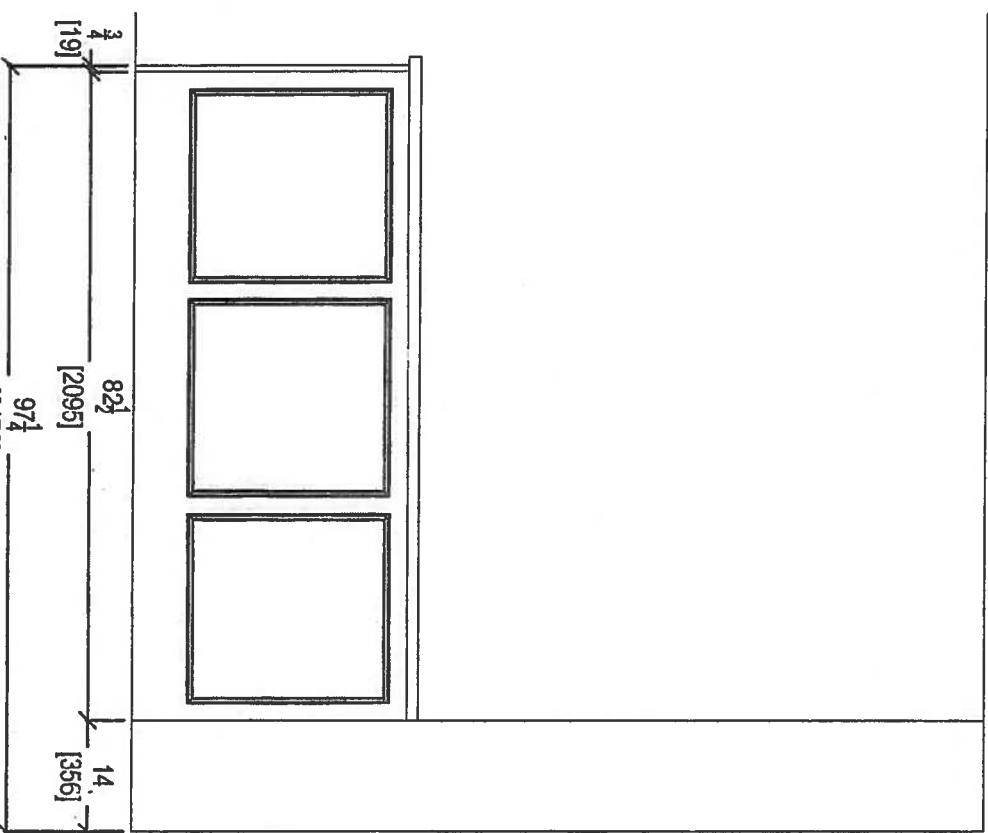
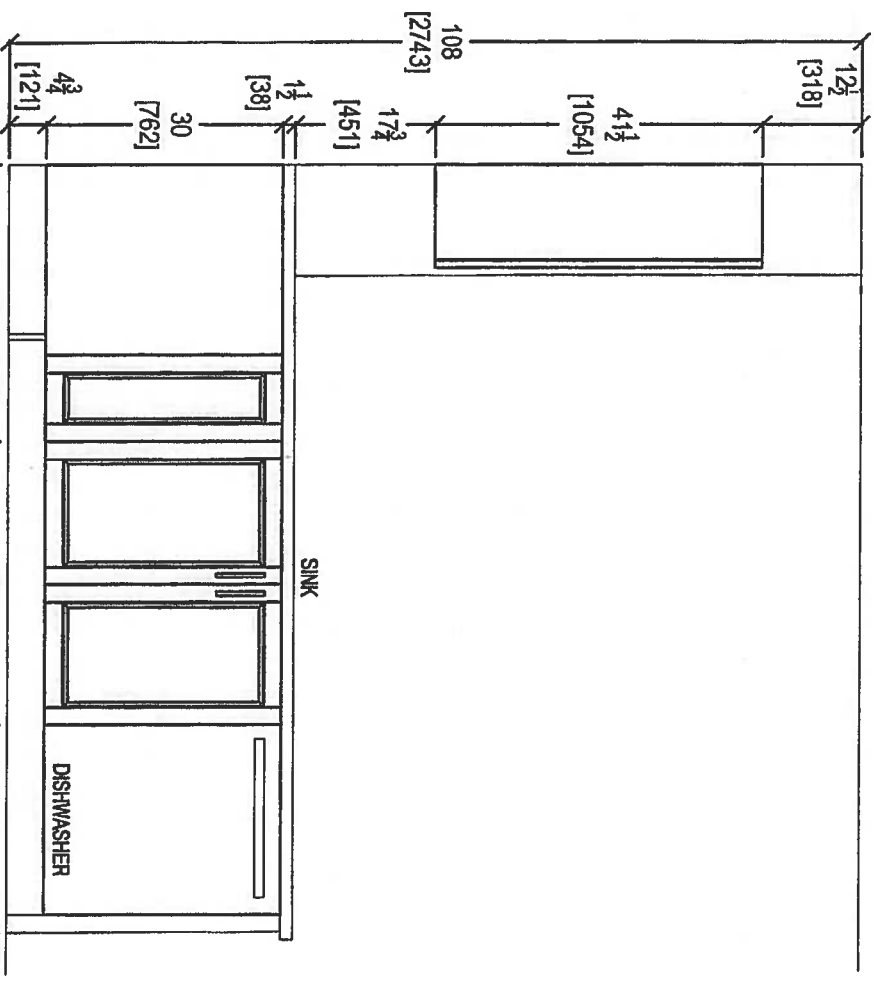
DATE: FEB 16, 2018

EMAIL: —

SPECIES: —

TOP: —

PAGE: —



KITCHEN PENINSULA ELEVATION
FRONT VIEW

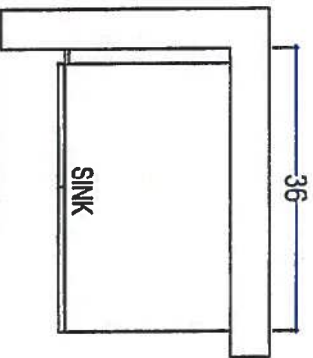
KITCHEN PENINSULA ELEVATION
REAR VIEW

CLIENT: ROYAL PINE HOMES	UNIT 412 HMP	ROOM: KITCHEN	DRAWN BY: SK
SITE: HAMPTON PLACE	DOOR STYLE: —	DOOR HANDLE: —	SCALE: 1/2" = 1' - 0"
PHONE: —	FINISH: —	DRW HANDLE: —	DATE: FEB 16 2018
EMAIL: —	SPECIES: —	TOP: —	PAGE: —

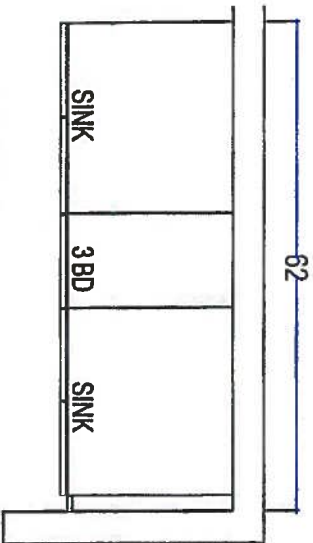
COMMENTS:



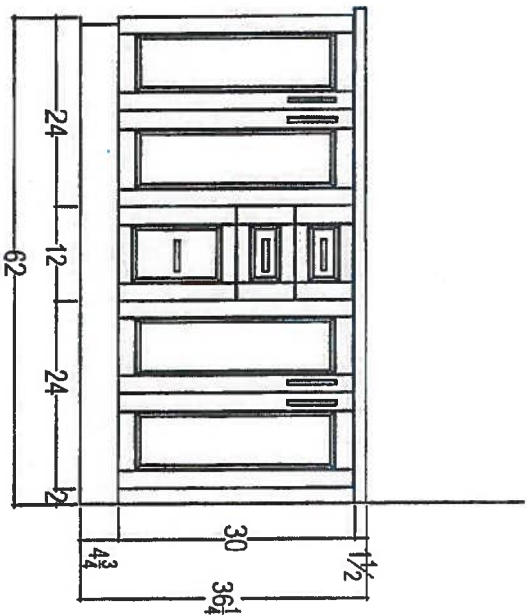
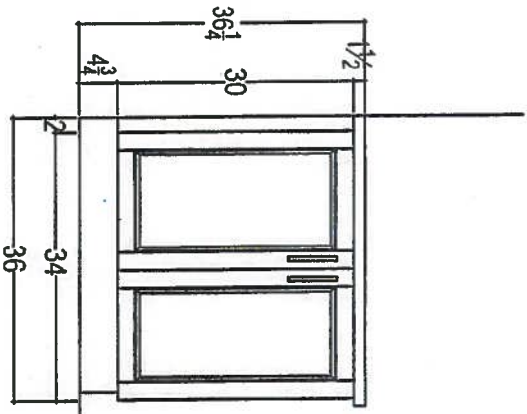
80 SANTE DRIVE, VAUGHAN, ONTARIO L4K 3C4
T: 416.748.1811 F: 905.748.3901



POWDER ROOM



MASTER ENSUITE



CLIENT: ROYAL PINE HOMES	UNIT 412 HMP	ROOM:	VANTIES	DRAWN BY: SK
SITE: HAMPTON PLACE	DOOR STYLE:	DOOR HANDL E:		SCALE: 1/2" = 1' - 0"
PHONE: —	FINISH: —	DRW HANDLE: —		DATE: FEB 16, 2018
EMAIL: —	SPECIES: —	TOP: —		PAGE: —

COMMENTS:
PLEASE NOTE ALL DIMENSIONS
ARE NOT FINAL AND ARE
SUBJECT TO CHANGE UPON
FINAL SITE MEASURE



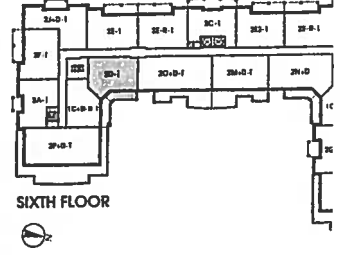
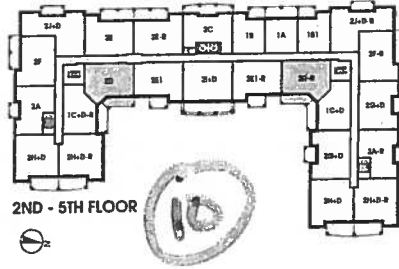
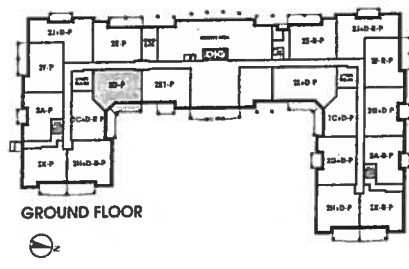
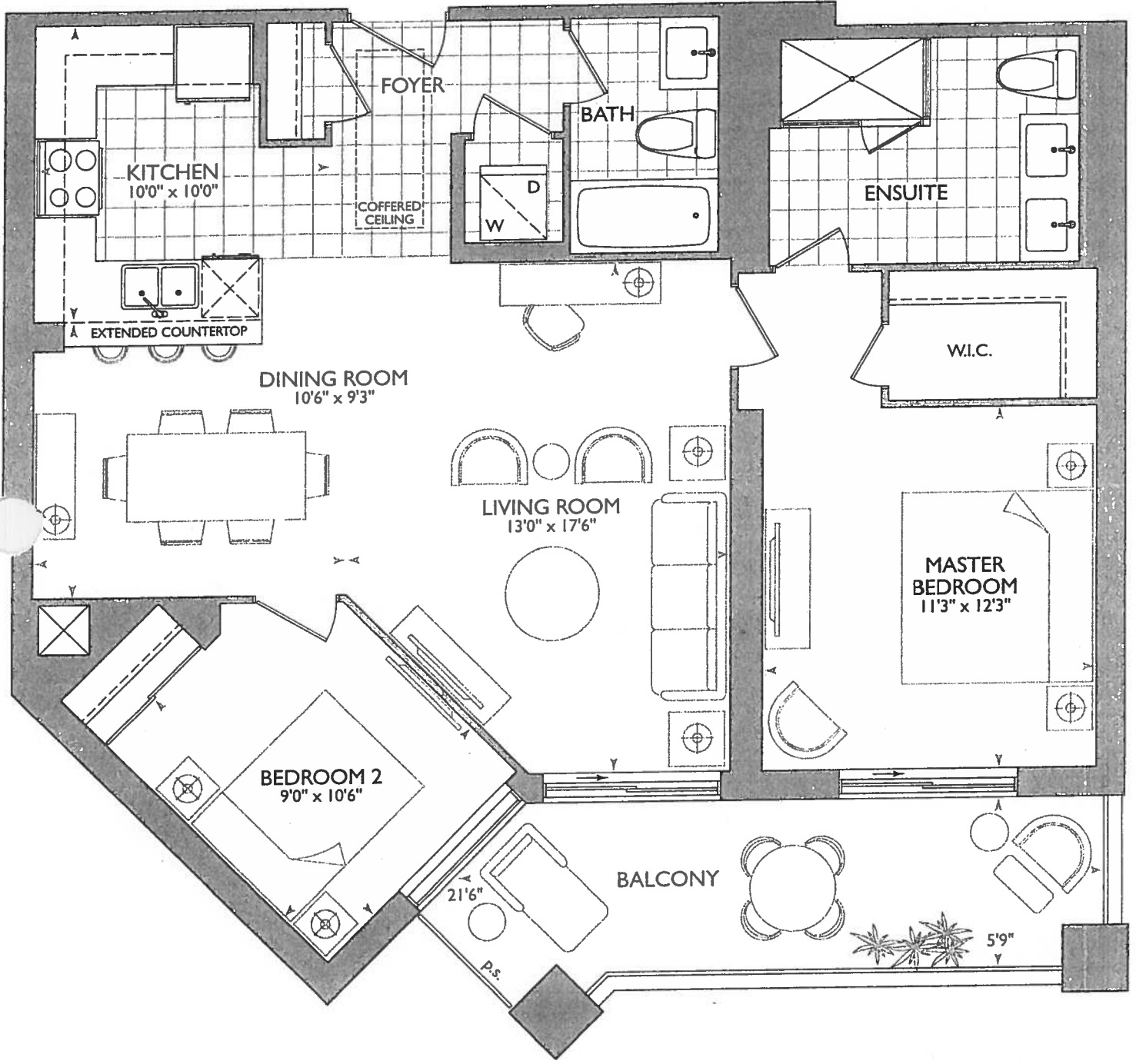
80 SANTE DRIVE, VAUGHAN, ONTARIO L4K 3C4,
T: 416.746.1811 F: 800.615.901



Remsenburg

SUITE 413 ORIGINAL LAYOUT

1,031 SQ FT *plus 124 sq. ft. of balcony area*



January 4, 2018



- INSTALL VAC-POD + 1x ADDITIONAL VAC ROUGH-IN INLET
- DELETE CERAMIC ACCESSORIES MAN + ENSUITE WASHROOMS
- DELETE MIRRORS MAN + ENSUITE WASHROOMS.

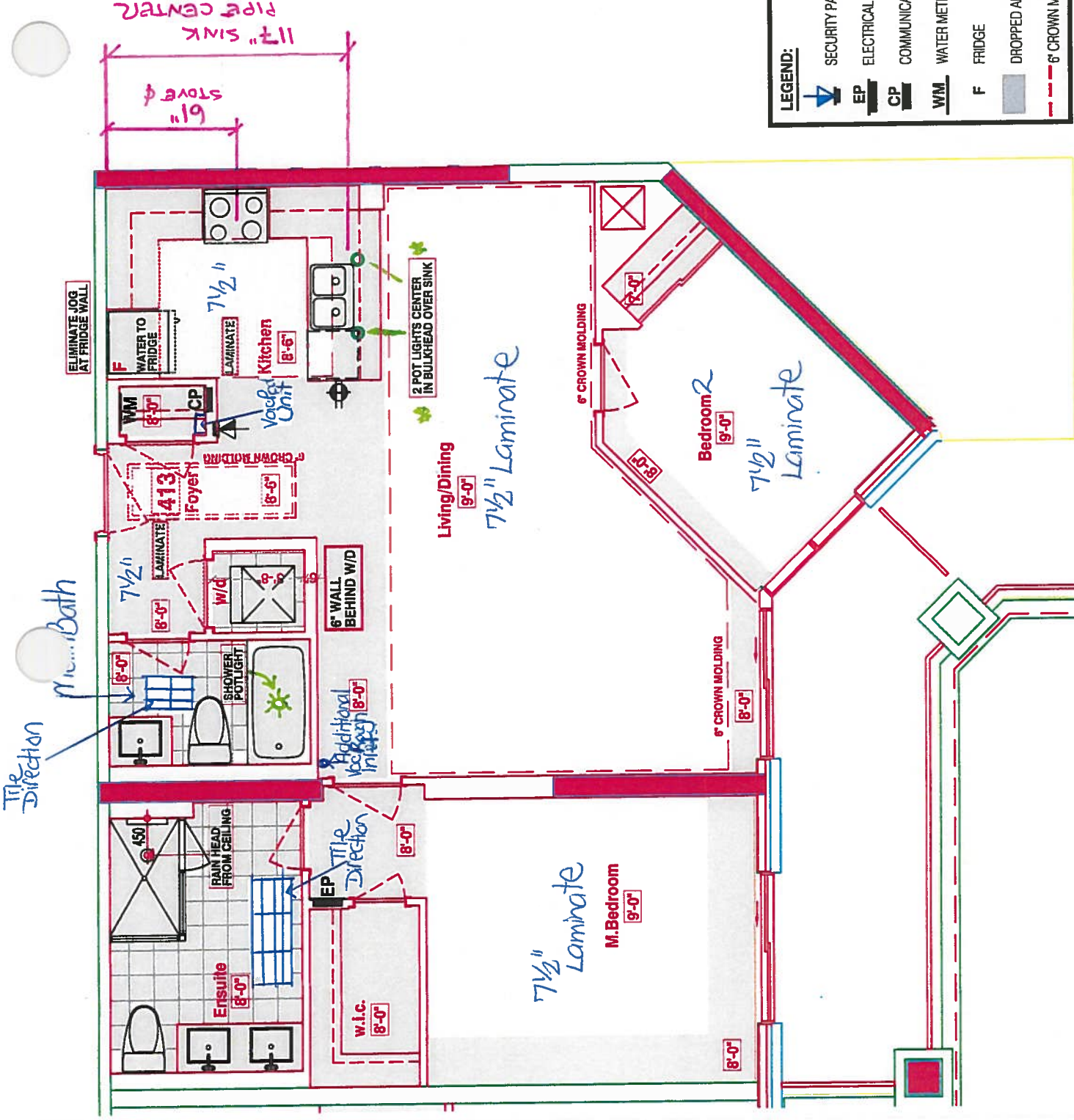
KITCHEN

- UPGR 1-APPLIANCE PACKAGE
- (x5) - PUCK LIGHTS
- (x1) - PLUG PENINSULA
- (x2) - POTS OVER PENINSULA (SEE KITCHEN LAYOUT)
- 6" - STOVE PIPE CENTER
- 117" SINK PIPE CENTER
- MAN + ENSUITE RAISED VANITIES 36 1/4" + 3" SPLASH

RECEIVED
10/24/2018

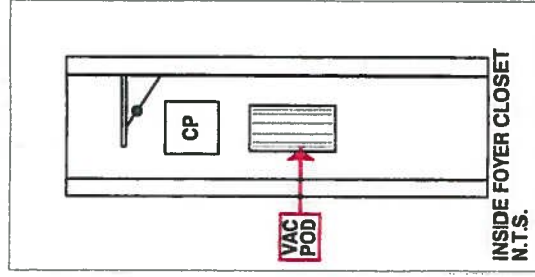
SUITE 413 - REMSENBURG

■ Royal Pine Homes ■ 25 Baker Hill Blvd - Stouffville, ON ■ Dec 19, 2017



LEGEND:

	SECURITY PANEL
	ELECTRICAL PANEL
	COMMUNICATION PANEL
	WATER METER
	FRIDGE
	DROPPED AREA
	6" CROWN MOLDING





Book
SITE COPY

CONSTRUCTION SUMMARY

Hampton Place

PURCHASER: MICHELINA ROSE PIGNATELLI

TEL:

LOT NUMBER	PHASE	HOUSE TYPE	CLOSING DATE	
413	1	REMSENBURG	25-Oct-18	

Offer Worksheet	TANDEM PARKING UNIT IN LIEU OF STANDARD PARKING UNIT Note:
--------------------	---

Offer Worksheet	BUYER TO RECEIVE \$22000.00 IN UPGRADES (inclusive of HST) TO BE SELECTED AT TIME OF COLOUR CHART. NO CASH VALUE. Note:
--------------------	---

Offer Upgrade	SHOWER POT LIGHT IN BATHTUB IN MAIN BATHROOM AS PER SKETCH Note:
------------------	---

Offer Upgrade	2 POT LIGHTS, IF POSSIBLE, ON EITHER SIDE OF SINK IN KITCHEN CENTERED IN BULKHEAD ON SEPARATE SWITCH AS PER SKETCH Note:
------------------	---

Offer Upgrade	RAINHEAD FROM CEILING IN MASTER ENSUITE SHOWER, FROM VENDORS STANDARD SAMPLES Note:
------------------	--

Offer Upgrade	WATER LINE TO FRIDGE Note:
------------------	-------------------------------

Offer Upgrade	TILES TO STANDARD LAMINATE IN KITCHEN AND MAIN FOYER (ADMINISTRATION FEE ONLY), AS PER VENDORS SAMPLES Note:
------------------	---





SITE COPY

CONSTRUCTION SUMMARY

Hampton Place

PURCHASER: MICHELINA ROSE PIGNATELLI

TEL:

LOT NUMBER	PHASE	HOUSE TYPE	CLOSING DATE	
413	1	REMSENBURG	25-Oct-18	

Date Added: 04-Jan-18

Invoice Number: 7073

<p>1 - FOYER CLOSET - Install VAC-POD at Foyer Closet (Includes 30ft. air hose package) Include; ONE (1) Additional VAC ROUGH-IN INLET at living/dining room. (See Sketch) Locations Approved as per Cinzia at Head-Office</p>
<p>1 - KITCHEN & BATHROOMS - SEE QUALITY TOPS & KITCHENS FOR ALL KITCHEN & BATHROOMS UPGRADES / LAYOUTS (See Attached QTK Paperwork) Note:</p>
<p>2 - KITCHEN - Install TWO (2) ADDITIONAL PUCK LIGHTS (Same Switch as Standard Puck Lights) at kitchen. To be installed below kitchen cabinetry, where applicable. (See Attached QTK Layout for Locations) Note: Purchaser Paying Difference for Additional Puck Lights - Standard Kitchen to Receive Three (3) Puck Lights - Upgrade Kitchen Requires Five (5) Puck Lights</p>
<p>1 - KITCHEN - CABINETRY - Install UPGRADE PACKAGE # 1 CABINETRY - Category 3 Fiberboard Classic Grey QT 4401 - To be installed throughout kitchen, where applicable. (See Sketch) Note:</p>
<p>1 - DISCLAIMER - STONE COUNTERTOP; KITCHEN - Stone slabs vary in size & all seams are visible & the fabricator reserves the right to position the seams as necessary. Note:</p>
<p>1 - APPLIANCE PACKAGE - Install Upgrade Appliance Package - UPGRADE PACKAGE # 1 - To be installed throughout suite, where applicable. (See Sketch) Note:</p>
<p>1 - MAIN BATH - 1ST UPGRADE - PORCELAIN TILES - 12x24 H-STONE LIGHT GREY - To be installed throughout main bath floor (To be installed Straight) (See Sketch) Note: Includes Larger Size</p>
<p>80 - MASTER ENSUITE - 1ST UPGRADE - PORCELAIN TILES - 12x24 H-STONE LIGHT GREY - To be installed throughout master ensuite floor (To be Installed Straight) (See Sketch) Note:</p>
<p>70 - MASTER ENSUITE - 1ST UPGRADE - PORCELAIN TILES - 12x24 H-STONE LIGHT GREY - To be installed throughout master ensuite shower stall (To be Installed Horizontally / Stacked) (See Sketch) Note: Includes Larger Size</p>
<p>1 - MAIN BATH & MASTER ENSUITE - Install RAISED VANITY HEIGHTS at Main Bath and Master Ensuite Vanities, where applicable. (See Attached QTK Paperwork) Note:</p>
<p>1 - CLARIFICATION; MAIN BATH & MASTER ENSUITE - Install Standard 3" Splash throughout Main Bath and Master Ensuite vanity countertops, where applicable. (See Sketch) Note:</p>
<p>1 - DISCLAIMER - STONE COUNTERTOP; MAIN BATH & MASTER ENSUITE - Stone slabs vary in size & all seams are visible & the fabricator reserves the right to position the seams as necessary. Note:</p>
<p>1 - CLARIFICATION; MAIN BATH & MASTER ENSUITE - Install Standard Plumbing Fixtures throughout Main Bath and Master Ensuite where applicable. (See Sketch) Note:</p>
<p>1 - CLARIFICATION - REFER TO APAS; MASTER ENSUITE - Install Rain Shower Head from Ceiling at Master Ensuite Shower Stall - DELTA - Shower Trim and Hansgrohe Slide Bar with Handheld and Ceiling Mount Showerhead Note: Model # R10000 / T13020-CDN/27454002 / 277440 / RP52382 / RP46870 / RP6025 / R11000 / T11800 - Chrome (See Sketch)</p>



SITE COPY

CONSTRUCTION SUMMARY

Hampton Place

PURCHASER: MICHELINA ROSE PIGNATELLI

TEL:

LOT NUMBER	PHASE	HOUSE TYPE	CLOSING DATE	
413	1	REMSENBURG	25-Oct-18	

Date Added: 04-Jan-18

Invoice Number: 7073

1 - CLARIFICATION;
MASTER ENSUITE - Purchaser accepts & acknowledges the standard frameless glass enclosure at master ensuite shower stall will NOT touch the
and will receive a Standard Chrome Header. (See Sketch)
Note:

1 - CLARIFICATION;
MAIN BATH & MASTER ENSUITE - DELETE Do Not Install / Supply / Credit Purchaser for builders standard ceramic bathroom accessories (toilet
paper, towel bar & soap dish) throughout all bathrooms where applicable
Note: To Include; Main Bath & Master Ensuite (See Sketch)

1 - CLARIFICATION;
MAIN BATH & MASTER ENSUITE - DELETE Do Not Install / Supply / Credit Purchaser for builders standard Bathroom Mirrors, throughout all
bathrooms, where applicable. To Include; Main Bath and Master Ensuite. (See Sketch)
Note:

1 - BONUS PACKAGE - PURCHASER HAS APPLIED \$16,689.00 (Includes Taxes) WORTH OF UPGRADE PROMOTIONAL PACKAGE
TOWARDS THE PURCHASE OF UPGRADES COMPLETED AT THE DECOR CENTRE.
Note:

1 - PURCHASER HAS ATTENDED A COLOR APPOINTMENT AT THE DECOR CENTRE AND HAS DECLINED ANY ADDITIONAL
UPGRADES. Purchaser accepts and acknowledges that there will be no further changes/additions/deletions to be made upon signing on January 4,2018
Note:

1 - PURCHASER AWARE AND ACCEPTS THAT ANY CHANGES MADE TO UPGRADES AFTER SIGNING THIS PURCHASERS EXTRA
FORM ARE SUBJECT TO A MINIMUM ADMINISTRATION FEE OF \$1,000 PLUS A 10% HOLDBACK FEE.

This Document is Extremely Time Sensitive - Printed 27 Feb 18 at 15:46



* INTERIOR COLOR SCHEME *

Purchaser	Decor Consultant	Model Type	Telephone Res. / Bus	Project	Closing Date	Unit
MICHELINA ROSE PIGNATELLI	Melissa Di Marino	REMSENBURG	/	Hampton Place	25/10/2018	413

Page 1 of 3

	Flooring Description	Wall Tile		
		Main	Accent/Insert	Pattern
MASTER ENSUITE	12x24 H-STONE LIGHT GREY (STRAIGHT)(Upg)	12x24 H-Stone LightGrey (Horizontal)(Upg)	NONE	NONE
MAIN BATHROOM	12x24 H-STONE LIGHT GREY (STRAIGHT)(Upg)	8x10 GOLF GRIGIO (STD)	NONE	NONE
POWDER ROOM	N/A	N/A	N/A	N/A
KITCHEN / DINETTE	7 1/2" TorleysForest-NorthernCordillera 9687P (STD)	12x12 TwilightMocha GlassMosaics (STD)	NONE	NONE
FOYER	7 1/2" TorleysForest-NorthernCordillera 9687P (STD)	N/A	N/A	N/A
LAUNDRY	8x8 BEHRAM PINK (STD)	N/A	N/A	N/A
LIVING ROOM	7 1/2" TorleysForest-NorthernCordillera 9687P (STD)			
DINING ROOM	7 1/2" TorleysForest-NorthernCordillera 9687P (STD)			
DEN	N/A			
MASTER BEDROOM	7 1/2" TorleysForest-NorthernCordillera 9687P (STD)			
BEDROOM 2	7 1/2" TorleysForest-NorthernCordillera 9687P (STD)			
BEDROOM 3	N/A			

Notes

Page 1 of 3

Consultant: 
Melissa Di Marino

Purchaser: 
MICHELINA ROSE PIGNATELLI

Vendor: 
Hampton Place



* INTERIOR COLOR SCHEME *

Purchaser MICHELINA ROSE PIGNATELLI	Decor Consultant Melissa Di Marino	Model Type REMSENBURG	Telephone Res. / Bus /	Project Hampton Place	Closing Date 25/10/2018	Unit 413
--	---------------------------------------	--------------------------	---------------------------	--------------------------	----------------------------	-------------

Page 2 of 3

CABINETRY, VANITIES AND COUNTERTOPS

	Style	Countertop	Counter Edge	Handle / Knob	APPLIANCE PACKAGE
MAIN BATHROOM	CATEGORY 1 - LP LAMINATE - CHIOSTRO QT 1022 (STD)	✓ ASPEN TERRA WHITE (STD)	* A " EDGE (STD)	3487-128	Upgrade Package #1 Std 31in Opening
MASTER ENSUITE	CATEGORY 1 - LP LAMINATE - CHIOSTRO QT 1022 (STD)	✓ ASPEN TERRA WHITE (STD)	* A " EDGE (STD)	3487-128	
POWDER ROOM	N/A	N/A	N/A	N/A	
KITCHEN / DINETTE	CATEGORY 3 - FIBERBOARD - CLASSIC GREY QT 4401 (UPG)	✓ ASPEN TRIBECA (STD)	* A " EDGE (STD)	3487-128	
LAUNDRY ROOM	N/A	N/A	N/A	N/A	

- PLUMBING FIXTURES

KITCHEN	Sink Model	STANDARD	Trim	Baseboard & Casing	STANDARD	Levers	STANDARD
	Sink Faucet	STANDARD		Interior Doors	STANDARD - CARRARA SMOOTH	Door Height	STANDARD
TOILETS	Master Ensuite	STANDARD		Cornice Moulding / Medallion		Fireplace	
	Main Bathroom	STANDARD		Foyer	STANDARD - #CTR-611	Fireplace	N/A
	Powder Room	N/A		Living Room	STANDARD - #CTR-611	Location Flooring	N/A
VANITY FAUCETS	Master Ensuite	STANDARD		Dining Room	STANDARD - #CTR-611	Style	N/A
	Main Bathroom	STANDARD		Den	N/A	Finish	N/A
	Powder Room	N/A		Master Bedroom	NONE	Marble	N/A
				Bedroom 2	NONE	Hearth	N/A
				Bedroom 3	N/A		
VANITY SINKS	Master Ensuite	STANDARD		Paint Throughout			
	Main Bathroom	STANDARD		Walls	STANDARD - BIRCH WHITE	Trim	STANDARD - WHITE
	Powder Room	N/A					
SHOWER STALL / TUBS	Master Ensuite Shower Stall	STANDARD					
	Master Ensuite Tub	N/A					
	Main Bathroom Tub	STANDARD					

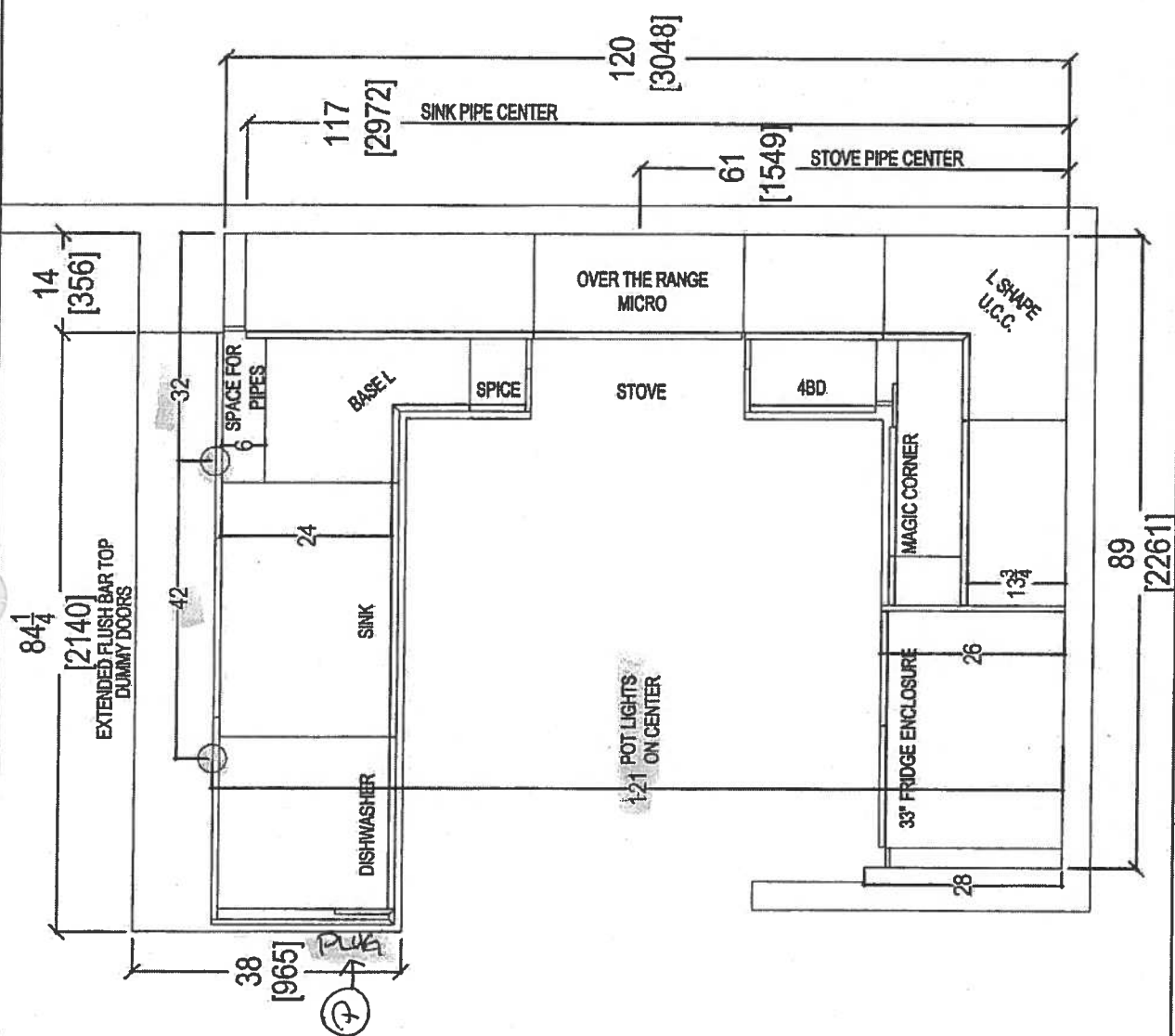
MISC. INSTALLATIONS	Ceramic Accessories (installed by Vendor)	<input type="radio"/> Yes <input checked="" type="radio"/> No
	Bathroom Mirrors (installed by Vendor)	<input type="radio"/> Yes <input checked="" type="radio"/> No
	Wire Shelving - Closet (installed by Vendor)	<input checked="" type="radio"/> Yes <input type="radio"/> No


Page 2 of 3

Decor Consultant:	Purchaser:	Vendor:
Melissa Di Marino	MICHELINA ROSE PIGNATELLI	Hampton Place
ot: 413 Project: Hampton Place Model: REMSENBURG		
Printed Jan 04, 2018 12:16 pm		

Suite 413 Hampton

- UPG 1 - APPLIANCE PACKAGE
- (x5) = PUCK LIGHTS
- (x1) = PLUG PENINSULA
- (x2) = POTS OVER PENINSULA
- MAIN + ENSUITE RAISED VANITIES 36 1/4" + 3" SPLASH

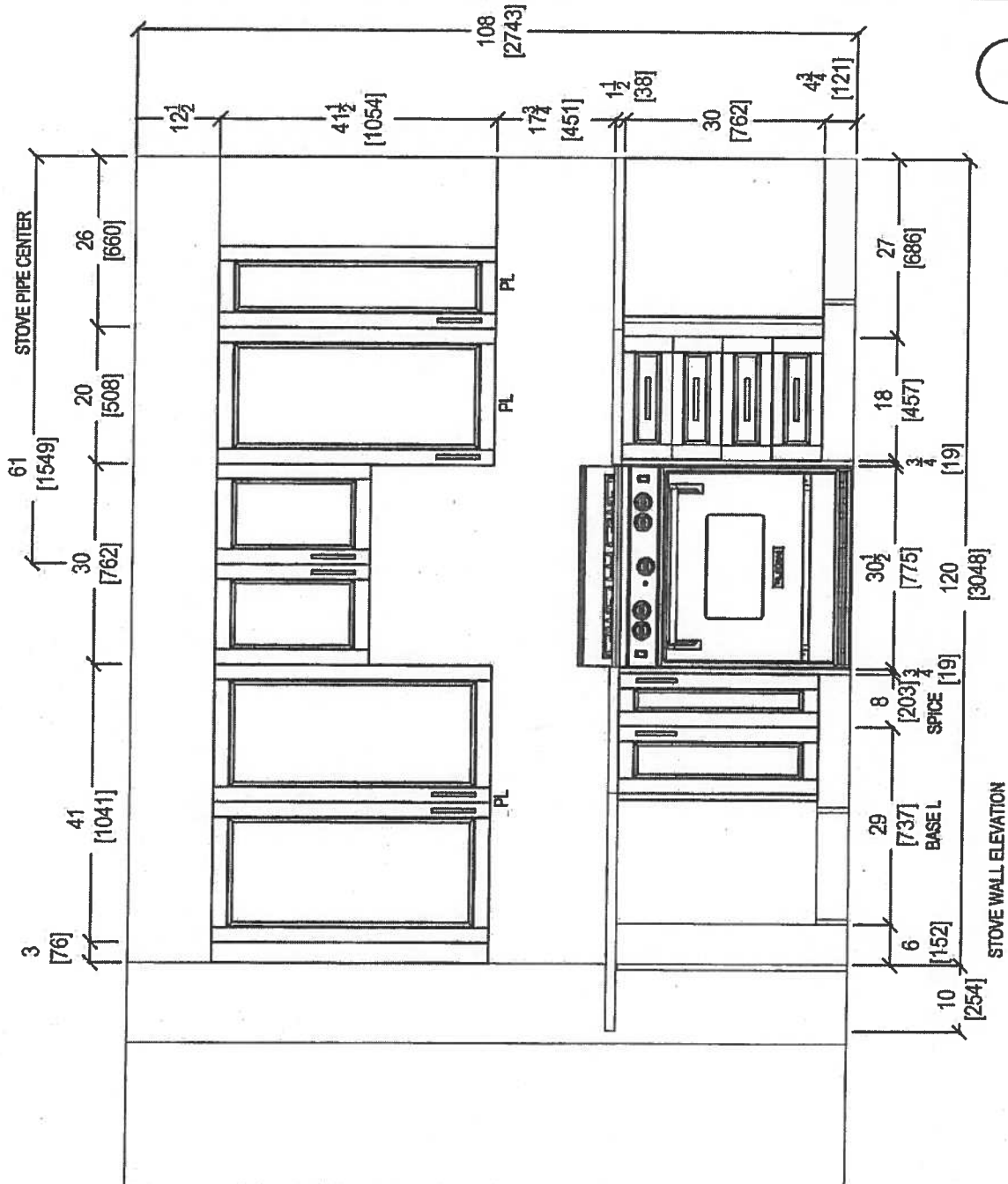
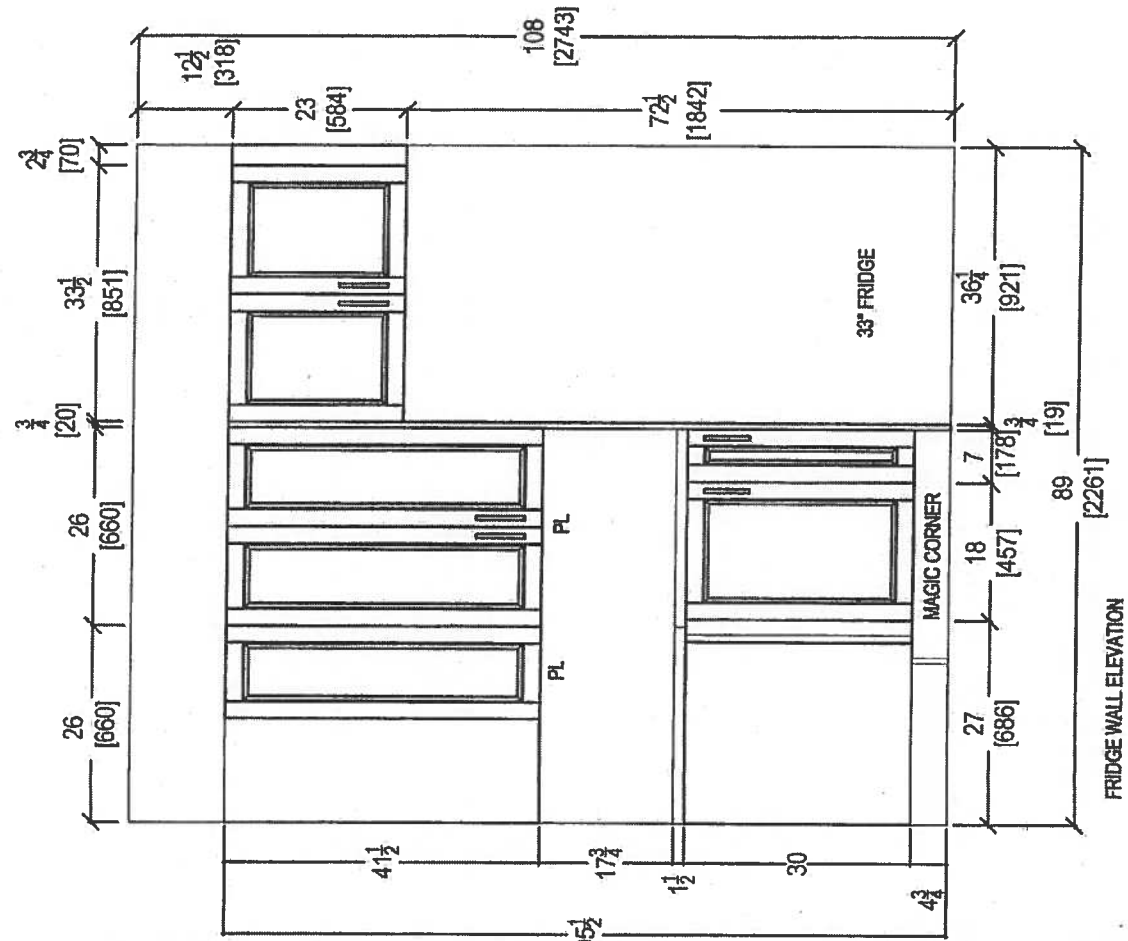



 <i>Your kitchen, your taste</i> 80 SANTE DRIVE, VAUGHAN, ON L4K 3C4, T: 416.746.1811 F: 905.761.5901		CLIENT: ROYAL PINE HOMES	UNIT 413 HMP	ROOM: KITCHEN FLOOR PLAN	DRAWN BY: SK		COMMENTS: PLEASE NOTE ALL DIMENSIONS ARE NOT FINAL AND ARE SUBJECT TO CHANGE UPON FINAL SITE MEASURE
SITE: HAMPTON PLACE	DOOR STYLE: —	DOOR HANDLE: —	SCALE: 1/2" = 1' - 0"				
PHONE: —	FINISH: —	DRW HANDLE: —	DATE: JAN 24, 2018				
EMAIL: —	SPECIES: —	TOP: —	PAGE: —				

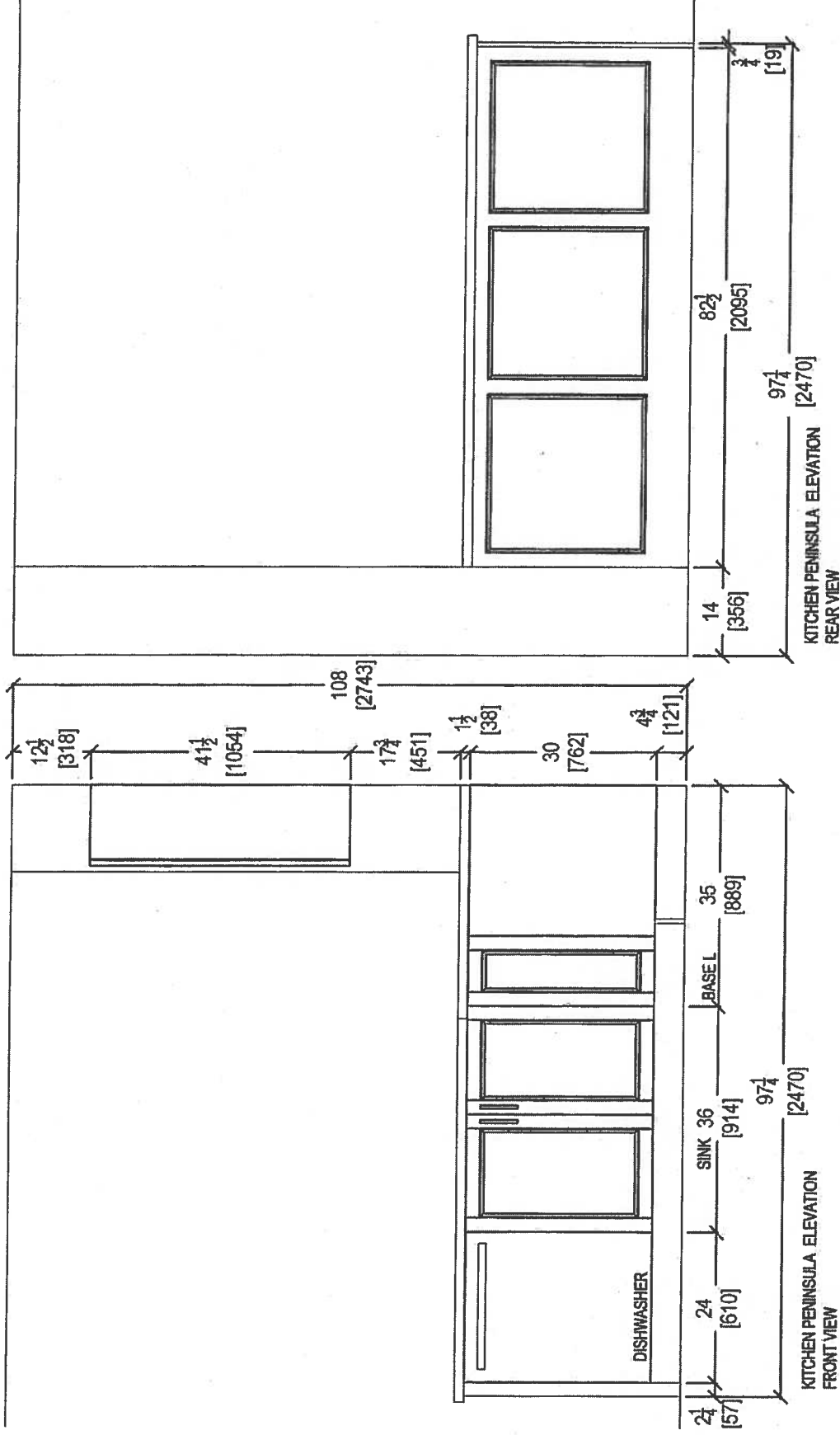


80 SANTE DRIVE, VAUGHAN, ON L4K 3C4,
T: 416.746.1811 F: 905.781.9901

Swite 413 Hampton PL-Pod Light (x5)



 your kitchen, your taste. 80 SANTE DRIVE, VAUGHAN, ON L4K 3C4, T: 416.746.1811 F: 905.761.5901	CLIENT: ROYAL PINE HOMES		UNIT 413 HMP	ROOM: KITCHEN	DRAWN BY: SK	COMMENTS: PLEASE NOTE ALL DIMENSIONS ARE NOT FINAL AND ARE SUBJECT TO CHANGE UPON FINAL SITE MEASURE
	SITE: HAMPTON PLACE		DOOR STYLE: —	DOOR HANDLE: —	SCALE: 1/2" = 1'-0"	
	PHONE: —		FINISH: —	DRW HANDLE: —	DATE: JAN 24, 2018	
	EMAIL: —		SPECIES: —	TOP: —	PAGE: —	



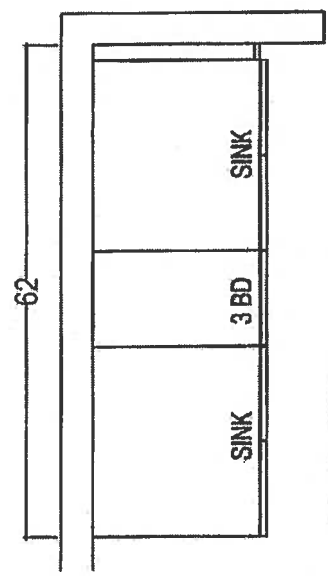
80 SANTE DRIVE, VAUGHAN, ON L4K 3C4,
T: 416.748.1811 F: 905.761.5901

CLIENT: ROYAL PINE HOMES		UNIT 413 HMP	ROOM: KITCHEN		DRAWN BY: SK
SITE	HAMPTON PLACE	DOOR STYLE: —	DOOR HANDLE: —	SCALE: 1/2" = 1' - 0"	
PHONE: —		FINISH: —	DRW HANDLE: —	DATE: JAN 24, 2018	
EMAIL: —		SPECIES: —	TOP: —	PAGE: —	

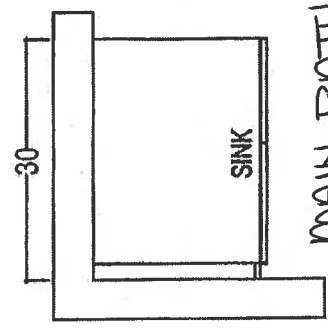
COMMENTS:

PLEASE NOTE ALL DIMENSIONS
ARE NOT FINAL AND ARE
SUBJECT TO CHANGE UPON
FINAL SITE MEASURE

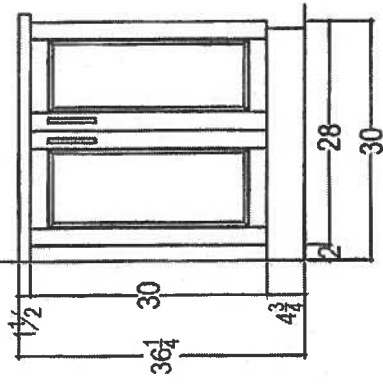
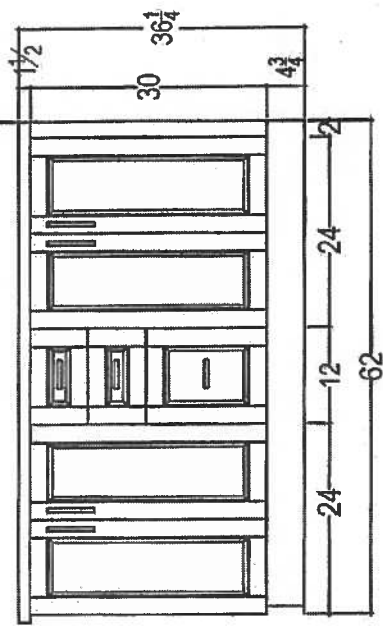
* Install 3" Splash *



MASTER SUITE
Raised Height



MAIN BATH
Raised Height



80 SANTE DRIVE, VAUGHAN, ON L4K 3C4,
T: 416.746.1811 F: 905.761.5601

CLIENT: ROYAL PINE HOMES		REMSENBURG 2D-P UPGRADE PACKAGE	ROOM:	VANITIES	DRAWN BY: SK	COMMENTS: PLEASE NOTE ALL DIMENSIONS ARE NOT FINAL AND ARE SUBJECT TO CHANGE UPON FINAL SITE MEASURE
SITE:	HAMPTON PLACE	DOOR STYLE: —	DOOR HANDLE: —	SCALE: 1/2" = 1'-0"		
PHONE: —		FINISH: —	DRW HANDLE: —	DATE: AUG 4, 2017		
EMAIL: —		SPECIES: —	TOP: —	PAGE: —		

Suite 413
Hampton

Upgrade
Package I


WRB322DMBM



Whirlpool®

36-inch wide Bottom-Freezer Refrigerator with
SpillGuard™ Glass Shelves - 22 cu. ft

<http://www.whirlpool.com>



Key Features:

- SpillGuard™ Glass Shelves
- Adaptive Defrost / *Factory Installed Ice Maker*
- FreshFlow™ Produce Preserver
- LED Interior Lighting
- ENERGY STAR® Qualified

Product Dimensions:

Height: 70

Width: 32 5/8

Depth: 33 3/8

Electrical Requirements:

15

Additional Information:

[Use And Care Guide](#)

[Dimension Guide](#)

[Energy Guide](#)

[Warranty Certificate](#)

INVESTED
IN
AMERICA



©Registered trademark/TM Trademark of Whirlpool, U.S.A. © 2010 Whirlpool Corporation. All Rights Reserved.
All other trademarks are owned by their respective companies.
Because Whirlpool Corporation policy includes a continuous commitment to improve our products, we reserve the right to change materials and specifications without notice. We also reserve the right to discontinue or transition products without notice.
Manufacturer's Suggested Retail Price (MSRP) and Minimum Advertised Price (MAP) provided for reference purposes only. Dealer alone determines advertised and retail prices.
Created On: Tuesday, March 14, 2017 11:30:08

Suite 413
Hampton

Upgrade
Package I




WEE745H0FS

Whirlpool®

4 Cu. Ft. Slide-In Electric Range with True Convection

<http://www.whirlpool.com>



Key Features:

- Frozen Bake™ Technology
- True Convection Cooking
- FlexHeat™ Triple Radiant Element
- Convection Conversion
- AquaLift® Self-Cleaning Technology
- Temperature Sensor
- Rapid Preheat
- 6.4 Cu. Ft. Capacity
- Easy-Wipe Ceramic Glass Cooktop
- Large Oven Window
- Max Capacity Rack
- Hidden Bake Element

Product Dimensions:

Height: 36

Width: 29 7/8

Additional Information:

[Use And Care Guide](#)

[Dimension Guide](#)

[Installation Guide](#)

[Warranty Certificate](#)

INVESTED
IN
AMERICA



©Registered trademark/TM Trademark of Whirlpool, U.S.A. © 2016 Whirlpool Corporation. All Rights Reserved.
All other trademarks are owned by their respective companies.
Because Whirlpool Corporation policy includes a continuous commitment to improve our products, we reserve the right to change materials and specifications without notice. We also reserve the right to discontinue or transition products without notice.
Manufacturer's Suggested Retail Price (MSRP) and Minimum Advertised Price (MAP) provided for reference purposes only. Dealer alone determines advertised and retail prices.
Created On: Friday, January 27, 2017 10:46:47

Suite 413 Hampton Upgrade Package 1



YWMH76719CS



<http://www.whirlpool.com>

1.9 cu. ft. Microwave Hood Combination with
TimeSavor™ Plus True Convection

Key Features:

- TimeSavor™ Plus True Convection Cooking System
- Steam Cooking
- Sensor Cooking
- AccuPop™ Cycle
- CleanRelease® Non-Stick Interior
- SteamClean Option
- Integrated Hidden Vent and Console
- Auto Adapt Fan
- Recessed, Stoppable Glass Turntable
- Universal Microwave Steamer
- 1.9 cu. ft. Capacity
- 1,100 Watts Cooking Power

Product Dimensions:

Height: 17 1/8

Width: 29 15/16

Depth: 18 1/2

Electrical Requirements:

15 or 20. 120 V.

Additional Information:

[Use And Care Guide](#)

[Installation Guide](#)

[Warranty Certificate](#)

Available in:

Stainless Steel



©Registered trademark/TM Trademark of Whirlpool, U.S.A. © 2013 Whirlpool Corporation. All Rights Reserved
All other trademarks are owned by their respective companies.
Because Whirlpool Corporation policy includes a continuous commitment to improve our products, we reserve
the right to change materials and specifications without notice. We also reserve the right to discontinue or
transition products without notice.
Manufacturer's Suggested Retail Price (MSRP) and Minimum Advertised Price (MAP) provided for reference
purposes only. Dealer alone determines advertised and retail prices.
Created On: Monday, March 14, 2016 13:16:48

Suite 413 Hampton Upgrade Package 1

WDTA50SAHZ



Whirlpool®

<http://www.whirlpool.com>

Contemporary Design. Stainless Steel Tub
Dishwasher with TotalCoverage Spray Arm

Key Features:


- Sensor Cycle
- TotalCoverage Spray Arm
- 1-Hour Wash Cycle
- Tap Touch Controls

Product Dimensions:

Height: 34 1/2
Width: 23 7/8
Depth: 24 1/2

Additional Information:

[Use And Care](#)
[Dimension Guide](#)
[Installation Guide](#)
[Energy Guide](#)
[Warranty](#)



Available in:

● Black

Fingerprint Resistant Sunset Bronze

Fingerprint Resistant Black Stainless

○ White

Fingerprint Resistant Stainless Steel

INVESTED
IN
AMERICA



©Registered trademark/TM Trademark of Whirlpool, U.S.A. © 2016 Whirlpool Corporation. All Rights Reserved. All other trademarks are owned by their respective companies.

Because Whirlpool Corporation policy includes a continuous commitment to improve our products, we reserve the right to change materials and specifications without notice. We also reserve the right to discontinue or transition products without notice.

Manufacturer's Suggested Retail Price (MSRP) and Minimum Advertised Price (MAP) provided for reference purposes only. Dealer alone determines advertised and retail prices.

Suite 413 Hampton Upgrade Package I




WFW75HEFW



<http://www.whirlpool.com>

5 cu. ft. Front Load Washer with Precision
Dispense



Key Features:

- Precision Dispense
- Adaptive Wash Technology
- Smooth Wave Stainless Steel Wash Basket
- 4.5 cu. ft. Capacity
- ENERGY STAR® Qualified

Product Dimensions:

Height: 39 3/4

Width: 27

Depth: 33 5/16

Electrical Requirements:

15 or 20. 120 V.

Additional Information:

[Use And Care Guide](#)

[Dimension Guide](#)

[Installation Guide](#)

[Energy Guide](#)

[Warranty Certificate](#)

INVESTED
IN
AMERICA



©Registered trademark/TM Trademark of Whirlpool, U.S.A. © 2013 Whirlpool Corporation. All Rights Reserved.
All other trademarks are owned by their respective companies.
Because Whirlpool Corporation policy includes a continuous commitment to improve our products, we reserve the right to change materials and specifications without notice. We also reserve the right to discontinue or transition products without notice.
Manufacturer's Suggested Retail Price (MSRP) and Minimum Advertised Price (MAP) provided for reference purposes only. Dealer alone determines advertised and retail prices.
Created On: Wednesday, March 23, 2016 11:51:03

Suite 413 Hampton Upgrade Package 1




YWED75HEFW

5 cu. ft. Duet® High Efficiency Front Load Electric
Dryer with ENERGY STAR®

Whirlpool®

<http://www.whirlpool.com>

MSRP: \$0.00



Key Features:

- Advanced Moisture Sensing System
- Quad Baffles
- Tap Touch Controls with Memory
- EcoBoost™ Option
- Wrinkle Shield™ Plus Option
- Undercounter Installation
- 7.4 Cu. Ft. Capacity
- ENERGY STAR® Qualified

Product Dimensions:

Height: 39

Width: 27

Depth: 31

Additional Information:

[Use And Care](#)

[Installation Guide](#)

[Warranty](#)

Available in:

☐ White

INVESTED
IN
AMERICA



®Registered trademark/TM Trademark of Whirlpool, U.S.A. © 2016 Whirlpool Corporation. All Rights Reserved. All other trademarks are owned by their respective companies.

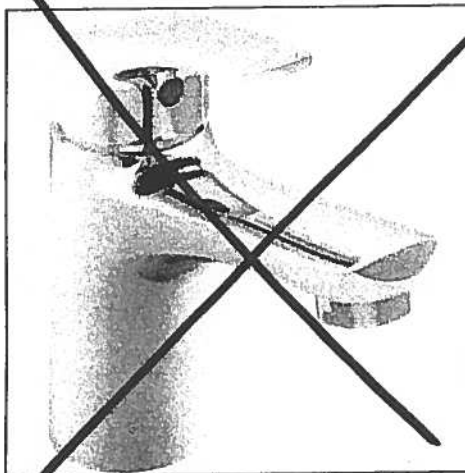
Because Whirlpool Corporation policy includes a continuous commitment to improve our products, we reserve the right to change materials and specifications without notice. We also reserve the right to discontinue or transition products without notice.

Manufacturer's Suggested Retail Price (MSRP) and Minimum Advertised Price (MAP) provided for reference purposes only. Dealer alone determines advertised and retail prices.

Standard

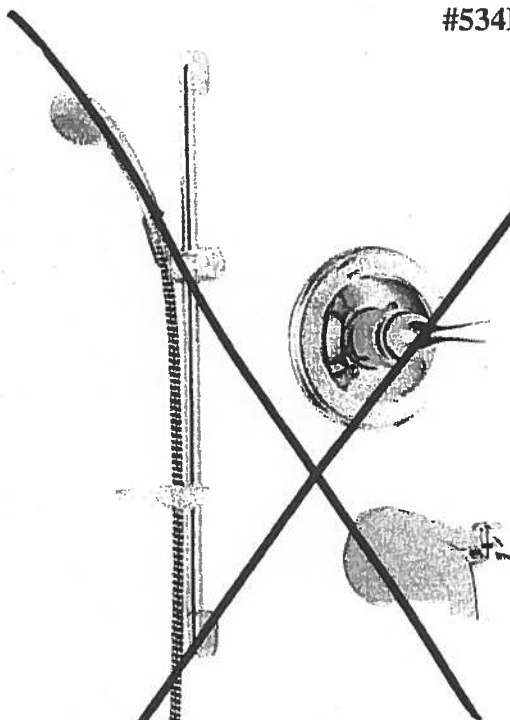


Suite 413
Hampton

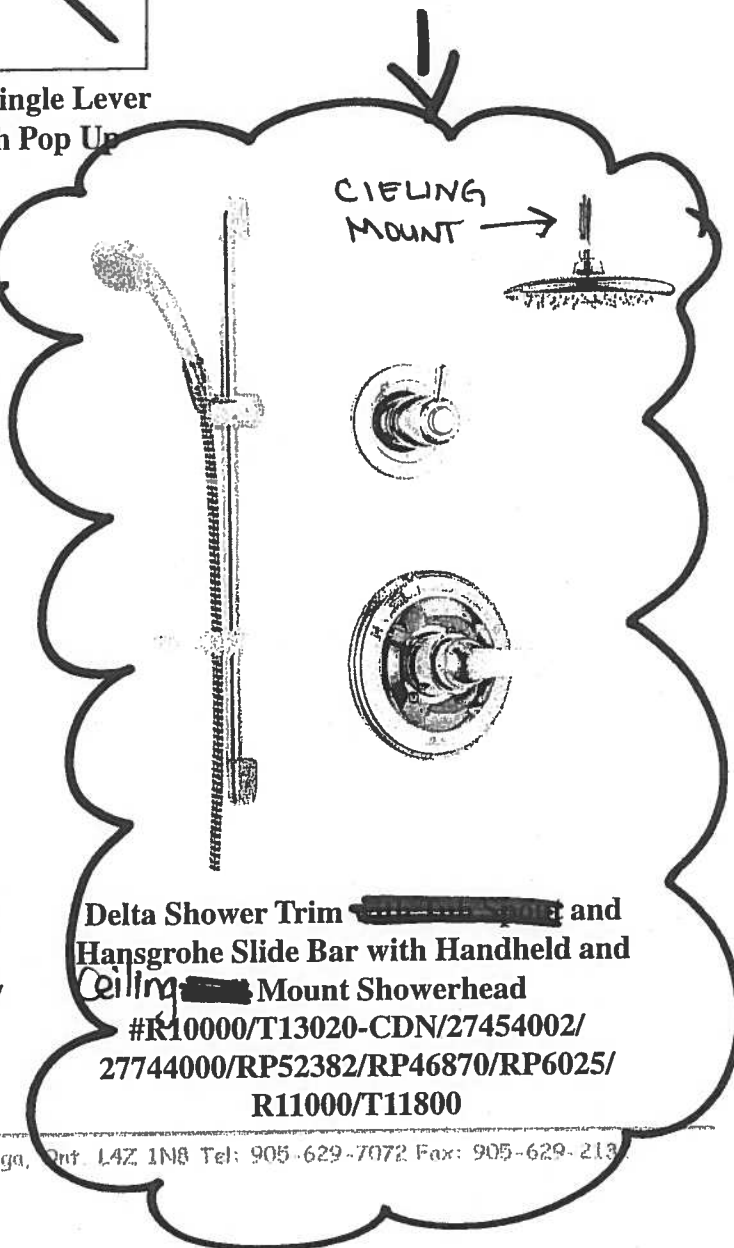


Delta Wynne Chrome Single Lever
Lavatory Faucet With Pop Up
#534LF

Master Ensuite
Shower Stall



Delta Shower Trim with Tub Spout and
Hansgrohe Slide Bar with Handheld
#R10000/T13020-CDN/2001-TP/27454002/
27744000



Delta Shower Trim and
Hansgrohe Slide Bar with Handheld and
Ceiling Mount Showerhead
#R10000/T13020-CDN/27454002/
27744000/RP52382/RP46870/RP6025/
R11000/T11800

Countertop Edges

Suite 413

Hampton

MRA

CONNOLLY Marble & Granite Ltd.

EDGE
DETAILS

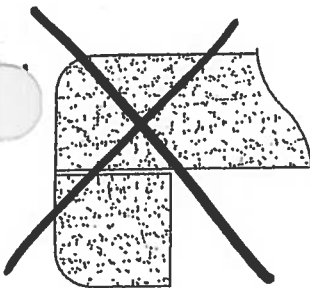
004

A.



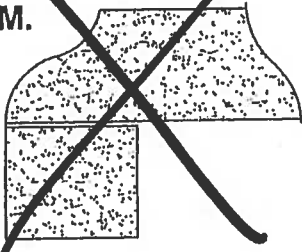
STRAIGHT EDGE
(STANDARD - 3/4")

Standard:
Kitchen
Main Bath
Master Ensuite



DOUBLE TOP "D" EDGE
(STANDARD - 1 1/2")

M.

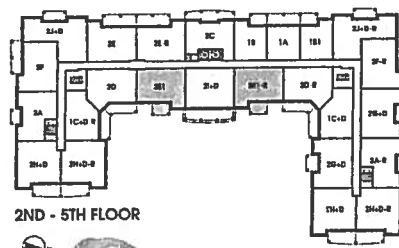
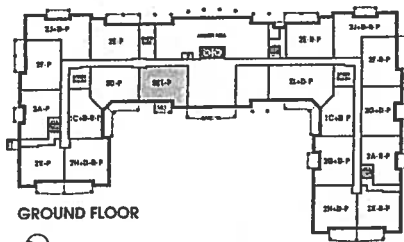
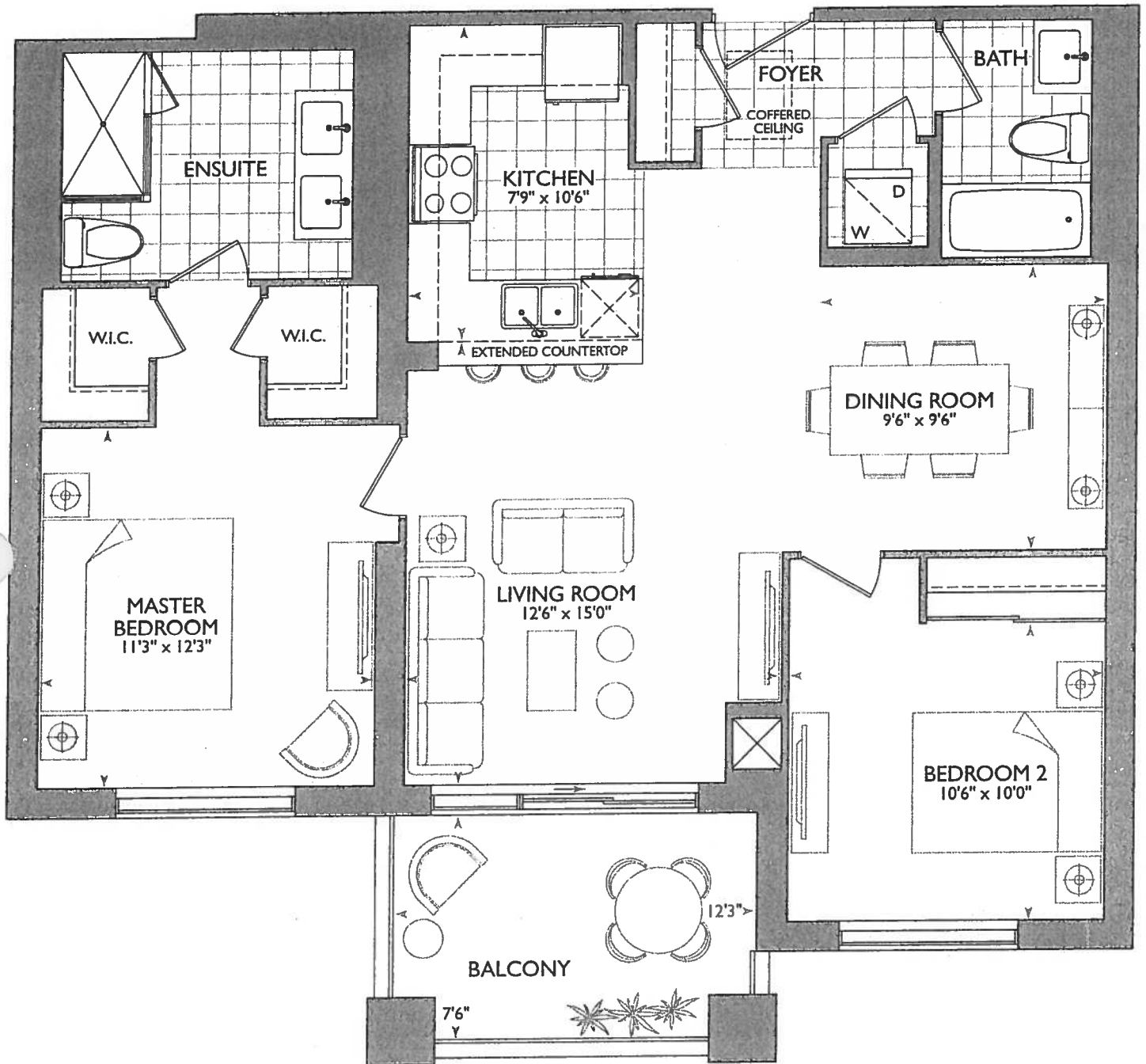


OGEE - SQUARE EDGE
(MED./HIGH - 1 1/2")

EDGING UP-GRADE OPTIONS



SUITE 414
Flanders * ORIGINAL LAYOUT *
1,059 SQ FT *plus 88 sq. ft. of balcony area*



January 16, 2018

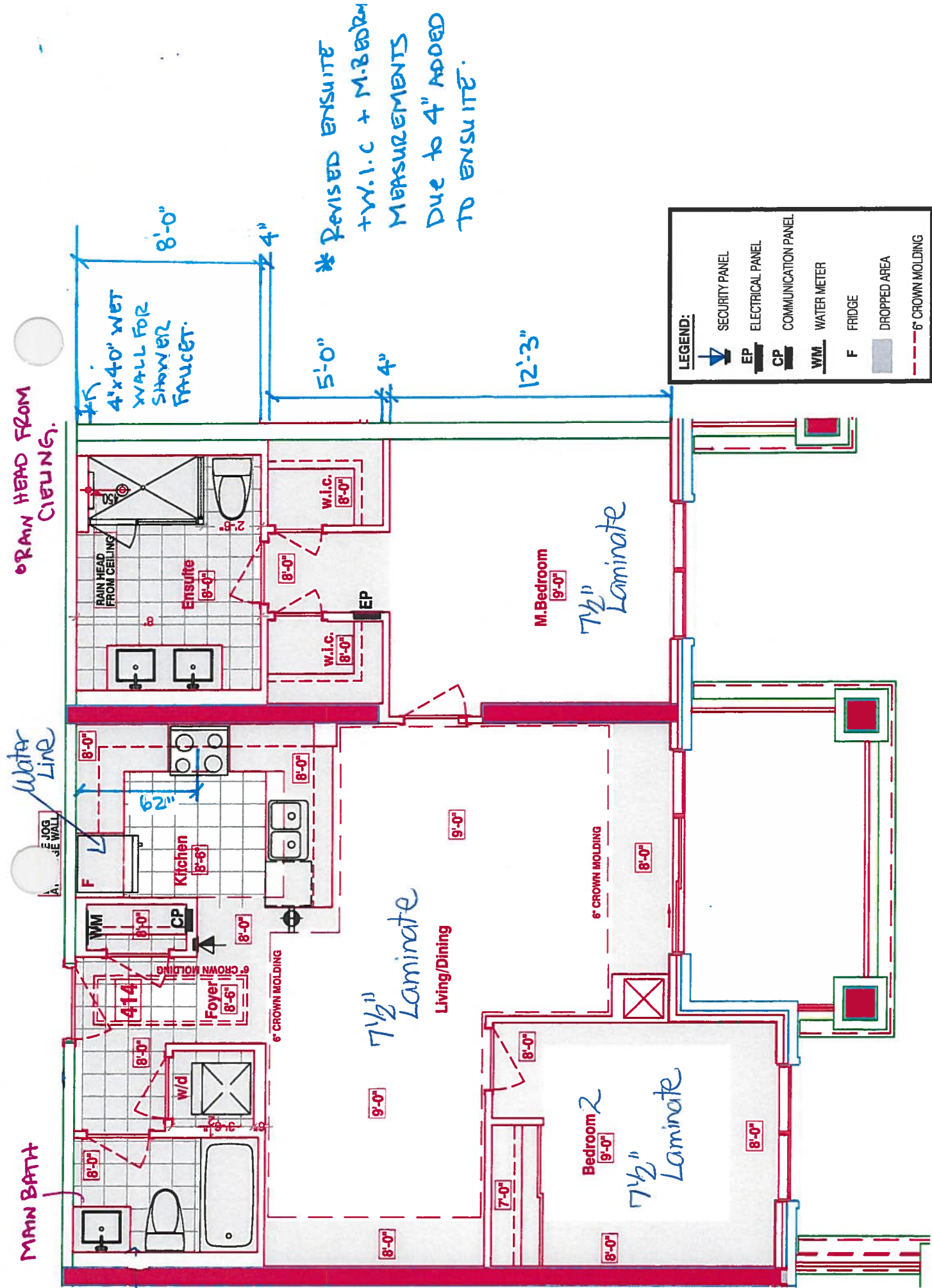
LD. 1/16/18

- * REVISED Foyer COFFERED CEILING. AS PER THIS BROCHURE. ⊕ TILES TO REMAIN THE SAME.
- * DELETE CERAMIC ACCESSORIES
- ⊕ MIRRORS MAIN AND ENSUITE.

KITCHEN

- 7 UPG. 1- APPLANCE PACKAGE
- 7 (x 4) - PUCK LIGHTS
- 7 (x 1) - PLUG PENINSULA
- 7 62" - STOVE PIPE CENTER
- 7 123" SINK PIPE CENTER.

RECEIVED
1/16/18





Book
SITE COPY

CONSTRUCTION SUMMARY
Hampton Place

PURCHASERS: LENA QUARTARONE and ROSS QUARTARONE TEL: RES.: 905-430-8175 BUS.: 905-441-5872

LOT NUMBER	PHASE	HOUSE TYPE	CLOSING DATE
414	1	FLANDERS(2E1)FRONT	12-Oct-18

Offer Workshee	NO EXTRAS BEING PURCHASED WITH THIS AGREEMENT OF PURCHASE & SALE Note:
-------------------	---

Upgrade	RAINHEAD FROM CEILING IN MASTER ENSUITE , FROM VENDORS STANDARD SAMPLES Note:
---------	--

FLANDERS: 414
-REVISED FOYER COFFERED CEILING AS PER COLOURED PLAN,
TILES TO REMAIN AS PER ORIGINAL SUITE LAYOUT
-ENSUITE 4" ADDED 4"x40" WET WALL FOR SHOWER FAUCET, NEW
DIMENTIONS ARE ON THE NEW COLOURED BROCHURE FOR W.I.C.
& MASTER BEDROOM



SITE COPY

CONSTRUCTION SUMMARY

Hampton Place

PURCHASERS: LENA QUARTARONE and ROSS QUARTARONE

TEL: RES.: 905-430-8175 BUS.: 905-441-5872

LOT NUMBER	PHASE	HOUSE TYPE	CLOSING DATE	
414	1	FLANDERS(2E1)FRONT	12-Oct-18	

Date Added: 16-Jan-18

Invoice Number: 7086

<p>1 - KITCHEN & BATHROOMS - Purchaser has DECLINED All Upgrades offered during decor appointment at the decor centre for kitchen & bathroom cabinetry. Standard Kitchen Layout & Standard Bathroom Vanities to be installed as per standard plan. (See Sketch)</p>
<p>1 - KITCHEN - Install Standard Granite Countertop - BIANCO ANTICO - To be installed throughout kitchen, where applicable. (Does not include granite backsplash) (See Sketch) Note:</p>
<p>1 - KITCHEN - COUNTERTOP EDGING - Install UPGRADE " M " EDGING - To be installed throughout kitchen countertop, where applicable. (See Sketch) Note:</p>
<p>1 - DISCLAIMER - GRANITE COUNTERTOP; KITCHEN - Due to the many variables that can affect the pattern, colour and/or design and "pitting" of natural products, granite installed will not be identical to the samples displayed. Note: Every effort is made to provide granite countertops as close as possible but the vendor is not responsible for results which differ from the sample displayed. All countertop surfaces may have seams, and product pattern and shade can change in areas containing seams.</p>
<p>1 - DISCLAIMER - STONE COUNTERTOP; KITCHEN - Stone slabs vary in size & all seams are visible & the fabricator reserves the right to position the seams as necessary. Note:</p>
<p>1 - KITCHEN - Kitchen Sink - Install Standard Undermount Sink - BLANCO Horizon Plus U2 Undermount Sink (8") - Model # 401234 Note:</p>
<p>1 - KITCHEN - Kitchen Faucet - Install Standard Faucet - DELTA Chrome Pull-Out Kitchen Faucet (Single Hole) - Model # 469LF - Chrome Note:</p>
<p>1 - APPLIANCE PACKAGE - Install Upgrade Appliance Package - UPGRADE PACKAGE #1 - To be Installed throughout suite, where applicable. (See Sketch) Note:</p>
<p>1 - KITCHEN - Install WATER LINE To FRIDGE at Kitchen (See Sketch) Note:</p>
<p>30 - MAIN BATH - 1ST UPGRADE - PORCELAIN TILES - 20x20 PULPIS GRIS - To be installed throughout main bath floor (To be Installed Straight) (See Sketch) Note: Includes Larger Size</p>
<p>1 - CLARIFICATION; MAIN BATH & MASTER ENSUITE - Install Standard 3" Splash throughout Main Bath and Master Ensuite Vanity Countertops, where applicable. (See Sketch) Note:</p>
<p>1 - MAIN BATH - COUNTERTOP EDGING - Install UPGRADE " M " EDGING - To be installed throughout main bath vanity countertop, where applicable. (See Sketch)</p>
<p>1 - MASTER ENSUITE - COUNTERTOP EDGING - Install UPGRADE " M " EDGING - To be installed throughout master ensuite vanity countertop, where applicable. (See Sketch) Note:</p>
<p>1 - DISCLAIMER - STONE COUNTERTOP; MAIN BATH & MASTER ENSUITE - Stone slabs vary in size & all seams are visible & the fabricator reserves the right to position the seams as necessary. Note:</p>



SITE COPY

CONSTRUCTION SUMMARY

Hampton Place

PURCHASERS: LENA QUARTARONE and ROSS QUARTARONE TEL: RES.: 905-430-8175 BUS.: 905-441-5872

LOT NUMBER	PHASE	HOUSE TYPE	CLOSING DATE
414	1	FLANDERS(2E1)FRONT	12-Oct-18

Date Added: 16-Jan-18 Invoice Number: 7086

1 - CLARIFICATION;
MAIN BATH & MASTER ENSUITE - Install Standard Plumbing Fixtures throughout Main Bath and Master Ensuite where applicable. (See Sketch)

1 - CLARIFICATION - REFER TO APAS;
MASTER ENSUITE - Install Rain Shower Head from Ceiling at Master Ensuite Shower Stall - DELTA - Shower Trim and Hansgrohe Slide Bar with Handheld and Ceiling Mount Showerhead
Note: Model # R10000 / T13020-CDN/27454002 / 277440 / RP52382 / RP46870 / RP6025 / R11000 / T11800 - Chrome (See Sketch)

1 - CLARIFICATION;
MASTER ENSUITE - Purchaser accepts & acknowledges the standard frameless glass enclosure at master ensuite shower stall will NOT touch the ceiling and will receive a Standard Chrome Header. (See Sketch)
Note:

1 - CLARIFICATION;
MAIN BATH & MASTER ENSUITE - DELETE Do Not Install / Supply / Credit Purchaser for builders standard ceramic bathroom accessories (toilet paper, towel bar & soap dish) throughout all bathrooms where applicable.
Note: To Include; Main Bath & Master Ensuite (See Sketch)

1 - CLARIFICATION;
MAIN BATH & MASTER ENSUITE - DELETE Do Not Install / Supply / Credit Purchaser for builders standard Bathroom Mirrors, throughout all bathrooms, where applicable. To Include; Main Bath and Master Ensuite. (See Sketch)
Note:

1 - PURCHASER HAS ATTENDED A COLOR APPOINTMENT AT THE DECOR CENTRE AND HAS DECLINED ANY ADDITIONAL UPGRADES. Purchaser accepts and acknowledges that there will be no further changes/additions/deletions to be made upon signing on January 8

1 - PURCHASER AWARE AND ACCEPTS THAT ANY CHANGES MADE TO UPGRADES AFTER SIGNING THIS PURCHASERS EXTRA FORM ARE SUBJECT TO A MINIMUM ADMINISTRATION FEE OF \$1,000 PLUS A 10% HOLDBACK FEE.
Note:

This Document is Extremely Time Sensitive - Printed 28 Feb 18 at 16:14



414

1

1111

1111

1001

Printed Jan 16, 2018 3:14 pm



* INTERIOR OUR SCHEME *

Purchasers LENA QUARTARONE & ROSS QUARTARONE		Decor Consultant Melissa Di Marino	Model Type FLANDERS(2E1)FRONT	Telephone Res. / Bus (905) 430-8175 / (905) 441-5872	Project Hampton Place	Closing Date 12/10/2018	Unit 414
---	--	---------------------------------------	----------------------------------	---	--------------------------	----------------------------	-------------

Page 2 of 3

CABINETRY, VANITIES AND COUNTERTOPS

	Style	Countertop	Counter Edge	Handle / Knob
MAIN BATHROOM	CATEGORY 2 - MAPLE - PISTACHIO QT 2503 (STD)	<input checked="" type="checkbox"/> ASPEN TERRA WHITE (STD)	<input checked="" type="checkbox"/> M * EDGE (UPG)	16338-195
MASTER ENSUITE	CATEGORY 2 - MAPLE - SMOKEHOUSE QT 2503 (STD)	<input checked="" type="checkbox"/> ASPEN TERRA WHITE (STD)	<input checked="" type="checkbox"/> M * EDGE (UPG)	16338-195
POWDER ROOM	N/A	N/A	N/A	N/A
KITCHEN / DINETTE	CATEGORY 1 - FIBERBOARD - WHITE QT 1203 (STD)	<input checked="" type="checkbox"/> BIANCO ANTICO GRANITE (STD)	<input checked="" type="checkbox"/> M * EDGE (UPG)	B603-SC
LAUNDRY ROOM	N/A	N/A	N/A	N/A

APPLIANCE PACKAGE

Upgrade
Package #1

Std 31in Opening

PLUMBING FIXTURES

KITCHEN	Sink Model <input checked="" type="checkbox"/> STANDARD	Trim Baseboard & Casing <input checked="" type="checkbox"/> STANDARD	Levers STANDARD
	Sink Faucet <input checked="" type="checkbox"/> STANDARD	Interior Doors <input checked="" type="checkbox"/> STANDARD - CARRARA, SMOOTH	Door Height STANDARD
TOILETS	Master Ensuite <input checked="" type="checkbox"/> STANDARD	Cornice Moulding / Medallion Foyer <input checked="" type="checkbox"/> STANDARD - #CTR-611	Fireplace N/A
	Main Bathroom <input checked="" type="checkbox"/> STANDARD	Living Room <input checked="" type="checkbox"/> STANDARD - #CTR-611	Location Flooring N/A
	Powder Room <input checked="" type="checkbox"/> N/A	Dining Room <input checked="" type="checkbox"/> STANDARD - #CTR-611	Style N/A
VANITY FAUCETS	Master Ensuite <input checked="" type="checkbox"/> STANDARD	Den N/A	Finish N/A
	Main Bathroom <input checked="" type="checkbox"/> STANDARD	Master Bedroom NONE	Marble N/A
	Powder Room <input checked="" type="checkbox"/> N/A	Bedroom 2 NONE	Hearth N/A
VANITY SINKS	Master Ensuite <input checked="" type="checkbox"/> STANDARD	Bedroom 3 N/A	
	Main Bathroom <input checked="" type="checkbox"/> STANDARD		
	Powder Room <input checked="" type="checkbox"/> N/A		
SHOWER STALL / TUBS	Master Ensuite Shower Stall <input checked="" type="checkbox"/> STANDARD		
	Master Ensuite Tub <input checked="" type="checkbox"/> N/A		
	Main Bathroom Tub <input checked="" type="checkbox"/> STANDARD		

MISC. INSTALLATIONS

☒ Ceramic Accessories (installed by Vendor)
☐ Yes ☒ No

☒ Bathroom Mirrors (installed by Vendor)
☐ Yes ☒ No

☒ Wire Shelving - Closet (installed by Vendor)
☒ Yes ☐ No

Paint Throughout

Walls
☒ STANDARD - BIRCH WHITE

Trim
☒ STANDARD - WHITE

Page 2 of 3

Decor Consultant:

Purchaser:

Purchaser:

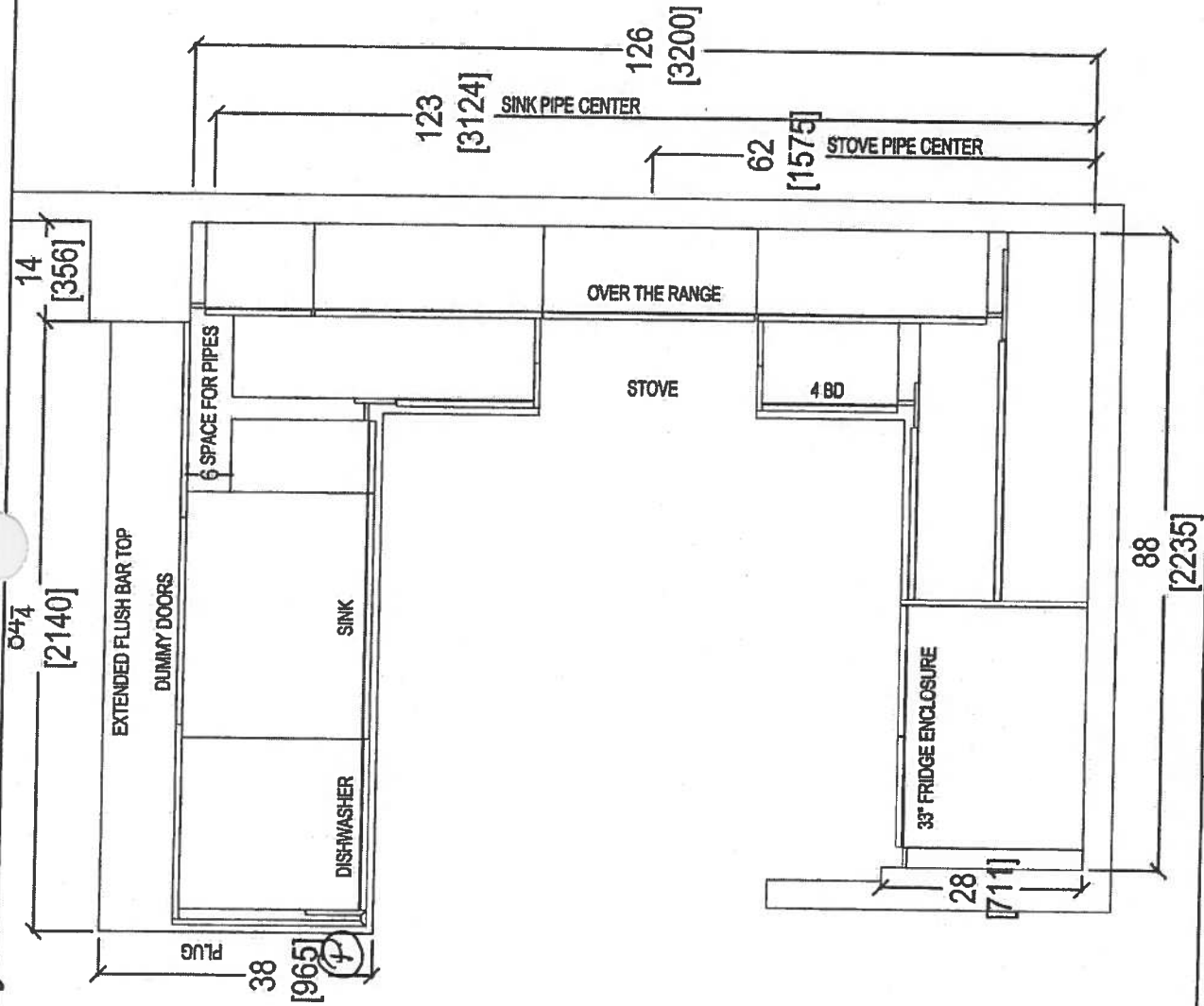
Vendor:


Melissa Di Marino

ROSS QUARTARONE

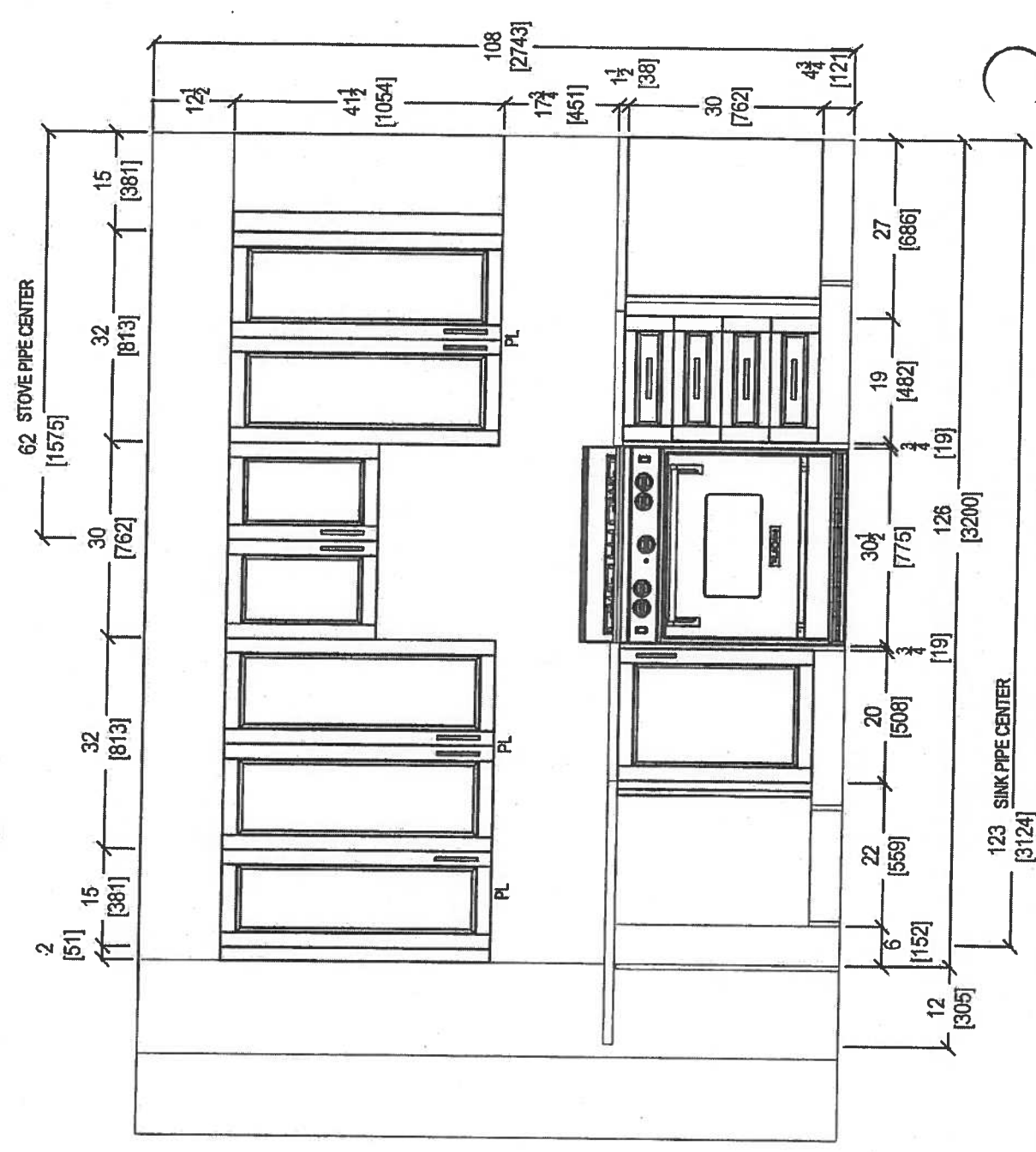
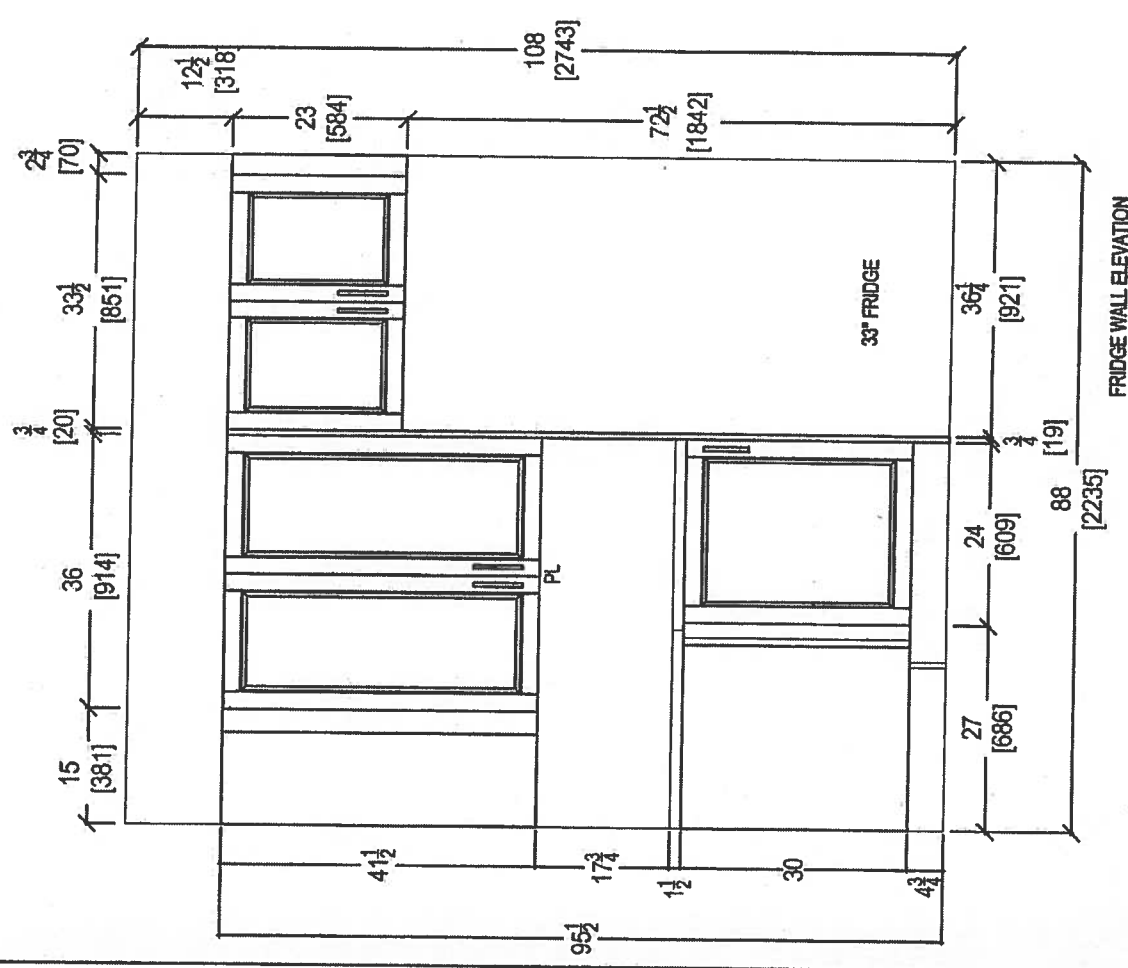
Hampton Place

- UPG #1 - APPLIANCE PACKAGE
- x 4 = PUCK LIGHTS
- x 1 - PLUG PENINSULA




 your kitchen, your taste. 80 SANTE DRIVE, VAUGHAN, ON L4K 3C4, T: 416.746.1811 F: 905.781.5901		CLIENT: ROYAL PINE HOMES		JOB NAME: UNIT 414 HMP		ROOM: KITCHEN FLOOR PLAN		DRAWN BY: SK		COMMENTS:	
SITE: HAMPTON PLACE		DOOR STYLE: —		DOOR HANDLE: —		SCALE: 1/2" = 1' - 0"				PLEASE NOTE ALL DIMENSIONS ARE NOT FINAL AND ARE SUBJECT TO CHANGE UPON FINAL SITE MEASURE	
PHONE: —		FINISH: —		DRW HANDLE: —		DATE: JAN 24, 2018					
EMAIL: —		SPECIES: —		TOP: —		PAGE: —					

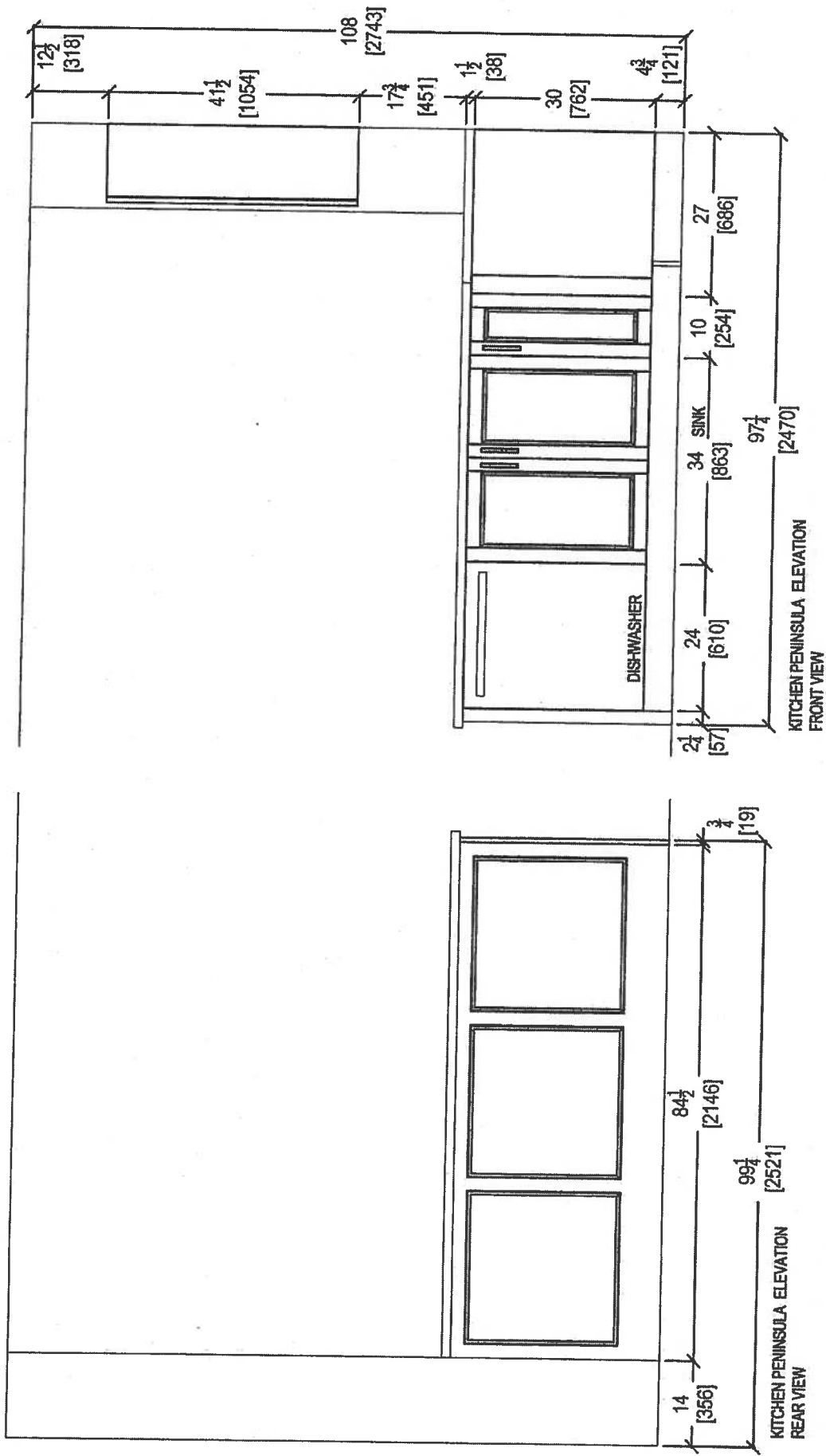
Swite 414 Hampton PL-Park Light (x4)




CLIENT: ROYAL PINE HOMES		JOB NAME: UNIT 414 HMP	ROOM: KITCHEN	DRAWN BY: SK	COMMENTS: PLEASE NOTE ALL DIMENSIONS ARE NOT FINAL AND ARE SUBJECT TO CHANGE UPON FINAL SITE MEASURE
SITE: HAMPTON PLACE	DOOR STYLE: —	DOOR HANDLE: —	SCALE: 1/2" = 1' - 0"		
PHONE: —	FINISH: —	DRW HANDLE: —	DATE: JAN 24, 2018		
EMAIL: —	SPECIES: —	TOP: —	PAGE: —		



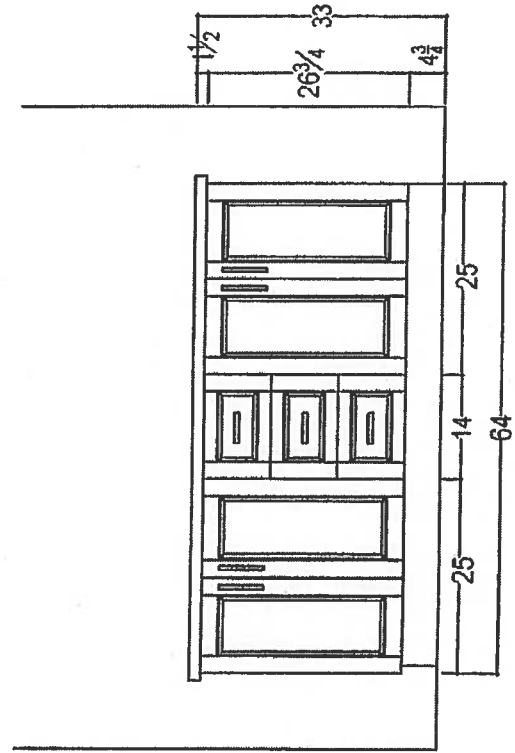
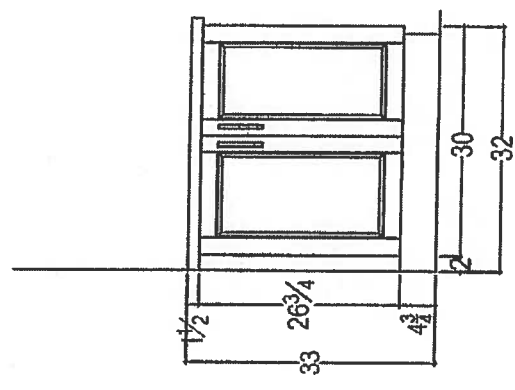
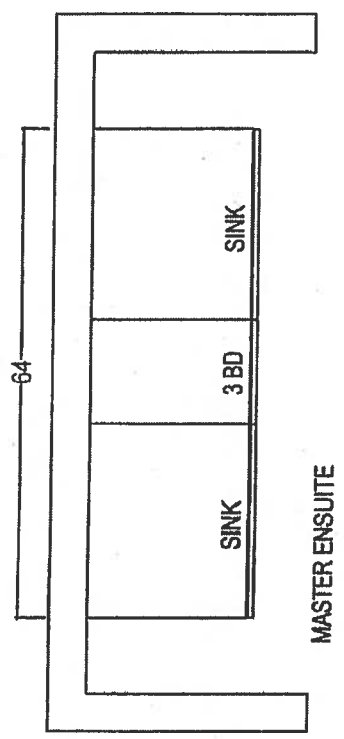
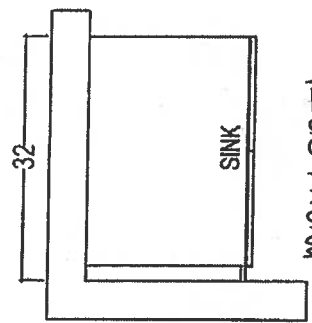
Suite 414 Hampton




 your kitchen, your taste. 80 SANTE DRIVE, VAUGHAN, ON L4K 3C4, T: 416.746.1811 F: 905.761.5901	CLIENT: ROYAL PINE HOMES		JOB NAME: UNIT 414 HMP		ROOM: KITCHEN	DRAWN BY: SK		COMMENTS: PLEASE NOTE ALL DIMENSIONS ARE NOT FINAL AND ARE SUBJECT TO CHANGE UPON FINAL SITE MEASURE
	SITE: HAMPTON PLACE		DOOR STYLE: —		DOOR HANDLE: —		SCALE: 1/2" = 1' - 0"	
	PHONE: —		FINISH: —		DRW HANDLE: —		DATE: JAN 24, 2018	
	EMAIL: —		SPECIES: —		TOP: —		PAGE: —	

SUITE 414 - HAMPTON

Install 3" Splash



RECEIVED

 your kitchen, your style 80 SANTE DRIVE, VAUGHAN, ON L4K 3C4, T: 416.746.1811 F: 905.761.5801	CLIENT: ROYAL PINE HOMES	JOB NAME: 2E	ROOM: VANITIES	DRAWN BY: SK	COMMENTS: PLEASE NOTE ALL DIMENSIONS ARE NOT FINAL AND ARE SUBJECT TO CHANGE UPON FINAL SITE MEASURE
	SITE: HAMPTON PLACE	DOOR STYLE: —	DOOR HANDLE: —	SCALE: 1/2" = 1' - 0"	
	PHONE: —	FINISH: —	DRW HANDLE: —	DATE: AUG 4, 2017	
	EMAIL: —	SPECIES: —	TOP: —	PAGE: —	

Suite 414
Hampton

Upgrade Package I

WRB322DMBM



Whirlpool®

<http://www.whirlpool.com>

33-inches wide Bottom-Freezer Refrigerator with
SpillGuard™ Glass Shelves - 22 cu. ft

Key Features:

- SpillGuard™ Glass Shelves
- Adaptive Defrost / *Factory Installed Icemaker*
- FreshFlow™ Produce Preserver
- LED Interior Lighting
- ENERGY STAR® Qualified

Product Dimensions:

Height: 70

Width: 32 5/8

Depth: 33 3/8

Electrical Requirements:

15


Additional Information:

[Use And Care Guide](#)

[Dimension Guide](#)

[Energy Guide](#)

[Warranty Certificate](#)



INVESTED
IN
AMERICA



©Registered trademark/TM Trademark of Whirlpool, U.S.A. © 2016 Whirlpool Corporation. All Rights Reserved
All other trademarks are owned by their respective companies.

Because Whirlpool Corporation policy includes a continuous commitment to improve our products, we reserve the right to change materials and specifications without notice. We also reserve the right to discontinue or transition products without notice.

Manufacturer's Suggested Retail Price (MSRP) and Minimum Advertised Price (MAP) provided for reference purposes only. Dealer alone determines advertised and retail prices.

Created On: Tuesday, March 14, 2017 11:30:08

Suite 414
Hampton

Upgrade
Package 1




WEE745H0FS

Whirlpool®

6.4 Cu. Ft. Slide-In Electric Range with True
Convection

<http://www.whirlpool.com>



Key Features:

- Frozen Bake™ Technology
- True Convection Cooking
- FlexHeat™ Triple Radiant Element
- Convection Conversion
- AquaLift® Self-Cleaning Technology
- Temperature Sensor
- Rapid Preheat
- 6.4 Cu. Ft. Capacity
- Easy-Wipe Ceramic Glass Cooktop
- Large Oven Window
- Max Capacity Rack
- Hidden Bake Element

Product Dimensions:

Height: 36

Width: 29 7/8

Additional Information:

[Use And Care Guide](#)

[Dimension Guide](#)

[Installation Guide](#)

[Warranty Certificate](#)


INVESTED
IN
AMERICA



©Registered trademark/TM Trademark of Whirlpool, U.S.A. © 2016 Whirlpool Corporation. All Rights Reserved.
All other trademarks are owned by their respective companies.
Because Whirlpool Corporation policy includes a continuous commitment to improve our products, we reserve the right to change materials and specifications without notice. We also reserve the right to discontinue or transition products without notice.
Manufacturer's Suggested Retail Price (MSRP) and Minimum Advertised Price (MAP) provided for reference purposes only. Dealer alone determines advertised and retail prices.
Created On: Friday, January 27, 2017 10:46:47

Suite 414
Hampton

Upgrade
Package 1



YWMH76719CS



<http://www.whirlpool.com>

1.9 cu. ft. Microwave Hood Combination with
TimeSaver™ Plus True Convection

Key Features:

- TimeSaver™ Plus True Convection Cooking System
- Steam Cooking
- Sensor Cooking
- AccuPop™ Cycle
- CleanRelease® Non-Stick Interior
- SteamClean Option
- Integrated Hidden Vent and Console
- Auto Adapt Fan
- Recessed, Stoppable Glass Turntable
- Universal Microwave Steamer
- 1.9 cu. ft. Capacity
- 1,100 Watts Cooking Power

Product Dimensions:

Height: 17 1/8

Width: 29 15/16

Depth: 18 1/2

Electrical Requirements:

15 or 20. 120 V.

Additional Information:


Use And Care Guide

Installation Guide

Warranty Certificate

Available in:

 Stainless Steel



©Registered trademark/TM Trademark of Whirlpool, U.S.A. © 2013 Whirlpool Corporation. All Rights Reserved.
All other trademarks are owned by their respective companies.

Because Whirlpool Corporation policy includes a continuous commitment to improve our products, we reserve the right to change materials and specifications without notice. We also reserve the right to discontinue or transition products without notice.

Manufacturer's Suggested Retail Price (MSRP) and Minimum Advertised Price (MAP) provided for reference purposes only. Dealer alone determines advertised and retail prices.

Created On: Monday, March 14, 2016 13:16:48

Suite 414
Hampton

Upgrade
Package 1



WDTA50SAHZ

Whirlpool®

<http://www.whirlpool.com>

Contemporary Design. Stainless Steel Tub
Dishwasher with TotalCoverage Spray Arm

Key Features:


- Sensor Cycle
- TotalCoverage Spray Arm
- 1-Hour Wash Cycle
- Tap Touch Controls

Product Dimensions:

Height: 34 1/2
Width: 23 7/8
Depth: 24 1/2

Additional Information:

[Use And Care](#)
[Dimension Guide](#)
[Installation Guide](#)
[Energy Guide](#)
[Warranty](#)



Available in:

● Black

Fingerprint Resistant Sunset Bronze

Fingerprint Resistant Black Stainless

○ White

Fingerprint Resistant Stainless Steel

INVESTED
IN
AMERICA



®Registered trademark/TM Trademark of Whirlpool, U.S.A. © 2016 Whirlpool Corporation. All Rights Reserved. All other trademarks are owned by their respective companies.

Because Whirlpool Corporation policy includes a continuous commitment to improve our products, we reserve the right to change materials and specifications without notice. We also reserve the right to discontinue or transition products without notice.

Manufacturer's Suggested Retail Price (MSRP) and Minimum Advertised Price (MAP) provided for reference purposes only. Dealer alone determines advertised and retail prices.

Suite 414
Hampton

Upgrade
Package I




WFW75HEFW



<http://www.whirlpool.com>

4.5 cu. ft. Front Load Washer with Precision
Dispense



Key Features:

- Precision Dispense
- Adaptive Wash Technology
- Smooth Wave Stainless Steel Wash Basket
- 4.5 cu. ft. Capacity
- ENERGY STAR® Qualified

Product Dimensions:

Height: 39 3/4

Width: 27

Depth: 33 5/16

Electrical Requirements:

15 or 20. 120 V.

Additional Information:

[Use And Care Guide](#)

[Dimension Guide](#)

[Installation Guide](#)

[Energy Guide](#)

[Warranty Certificate](#)

INVESTED
IN
AMERICA



©Registered trademark/TM Trademark of Whirlpool, U.S.A. ©2013 Whirlpool Corporation All Rights Reserved.
All other trademarks are owned by their respective companies.

Because Whirlpool Corporation policy includes a continuous commitment to improve our products, we reserve the right to change materials and specifications without notice. We also reserve the right to discontinue or transition products without notice.

Manufacturer's Suggested Retail Price (MSRP) and Minimum Advertised Price (MAP) provided for reference purposes only. Dealer alone determines advertised and retail prices.

Created On: Wednesday, March 23, 2016 11:51:03

Suite 414
Hampton

Upgrade
Package 1




YWED75HEFW

8.5 cu. ft. Duet® High Efficiency Front Load Electric
Dryer with ENERGY STAR®

MSRP: \$0.00

Whirlpool®

<http://www.whirlpool.com>



Key Features:

- Advanced Moisture Sensing System
- Quad Baffles
- Tap Touch Controls with Memory
- EcoBoost™ Option
- Wrinkle Shield™ Plus Option
- Undercounter Installation
- 7.4 Cu. Ft. Capacity
- ENERGY STAR® Qualified

Product Dimensions:

Height: 39

Width: 27

Depth: 31

Additional Information:

[Use And Care](#)

[Installation Guide](#)

[Warranty](#)

Available in:

☐ White

INVESTED
IN
AMERICA

ADA
Compliant

®Registered trademark/TM Trademark of Whirlpool, U.S.A. © 2016 Whirlpool Corporation All Rights Reserved. All other trademarks are owned by their respective companies.


Because Whirlpool Corporation policy includes a continuous commitment to improve our products, we reserve the right to change materials and specifications without notice. We also reserve the right to discontinue or transition products without notice.

Manufacturer's Suggested Retail Price (MSRP) and Minimum Advertised Price (MAP) provided for reference purposes only. Dealer alone determines advertised and retail prices.

Standard

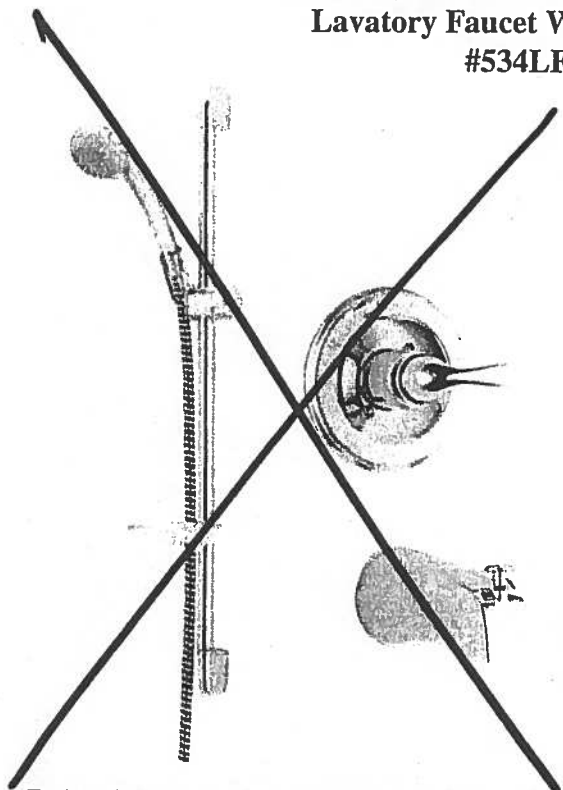


Suite 414
Hampton



Delta Wynne Chrome Single Lever
Lavatory Faucet With Pop Up
#534LF

Master Ensuite
Shower Stall



Delta Shower Trim with Tub Spout and
Hansgrohe Slide Bar with Handheld
#R10000/T13020-CDN/2001-TP/27454002/
27744000



Delta Shower Trim AND
Hansgrohe Slide Bar with Handheld and
Mount Showerhead
#R10000/T13020-CDN/27454002/
27744000/RP52382/RP46870/RP6025/
R11000/T11800

Countertop Edges
Suite 414
Hampton



3

CONNOLLY

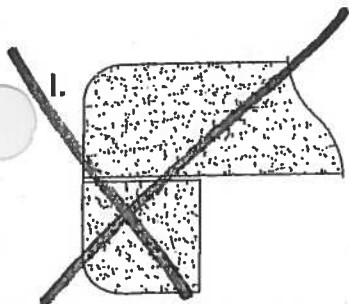
Marble & Granite Ltd.

EDGE
DETAILS

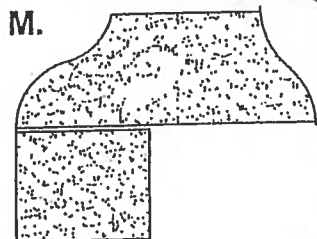
004



STRAIGHT EDGE
(STANDARD - 3/4")



DOUBLE TOP "D" EDGE
(STANDARD - 1/2")



OGEE - SQUARE EDGE
(MED./HIGH - 1 1/2")

Upgrade:
Kitchen
Main Bath
Master Ensuite

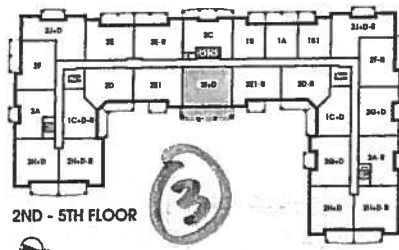
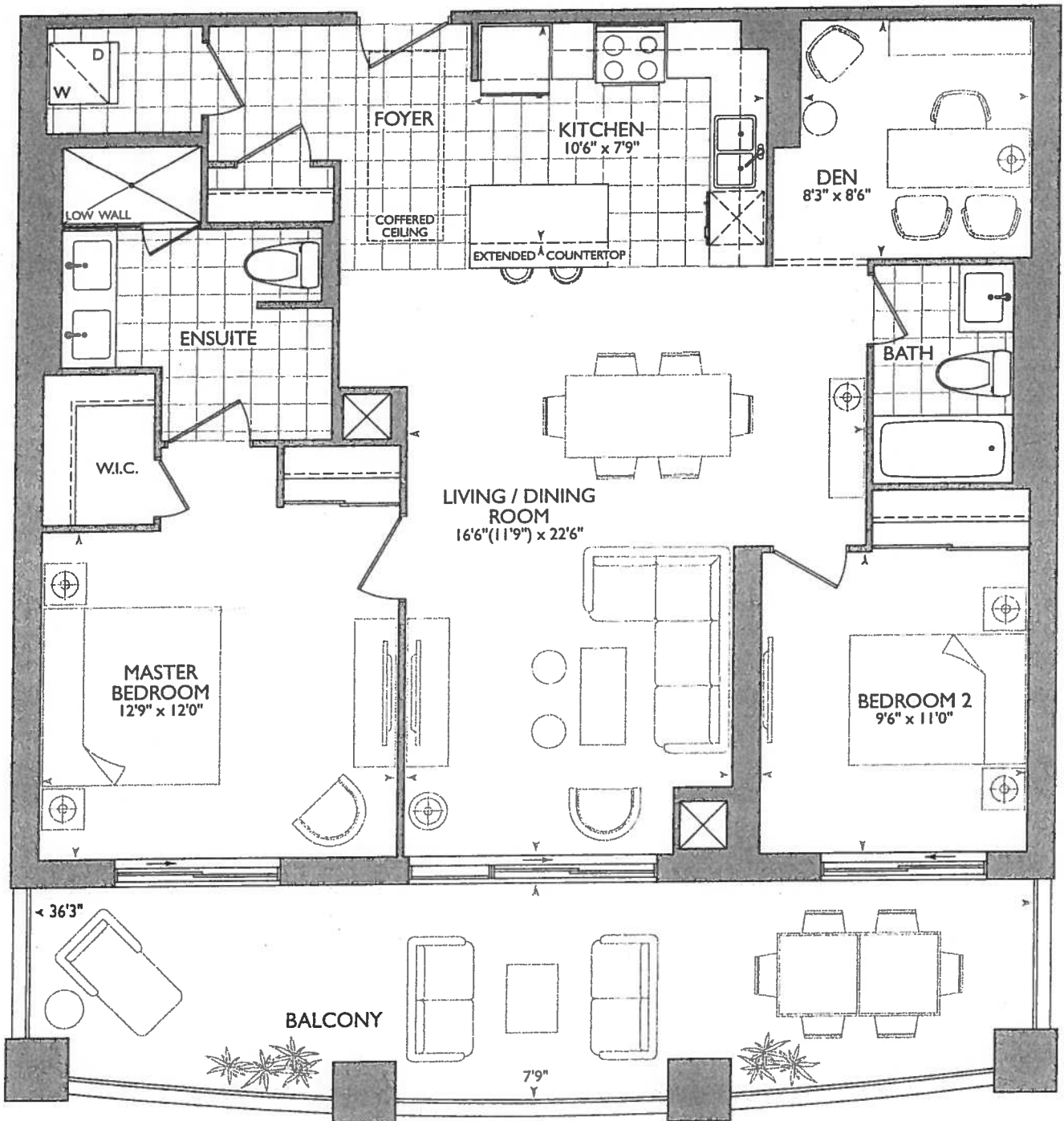
EDGING UP-GRADE OPTIONS



SUITE 415

Calverton*ORIGINAL LAYOUT*

1,169 SQ FT *plus 260 sq. ft. of balcony area*



December 21, 2017



* BARRIER FREE SUITE

* KENSUITE - DELETE LOW WALL SHOWER @ KEEP VANITY 6" AWAY FROM SHOWER

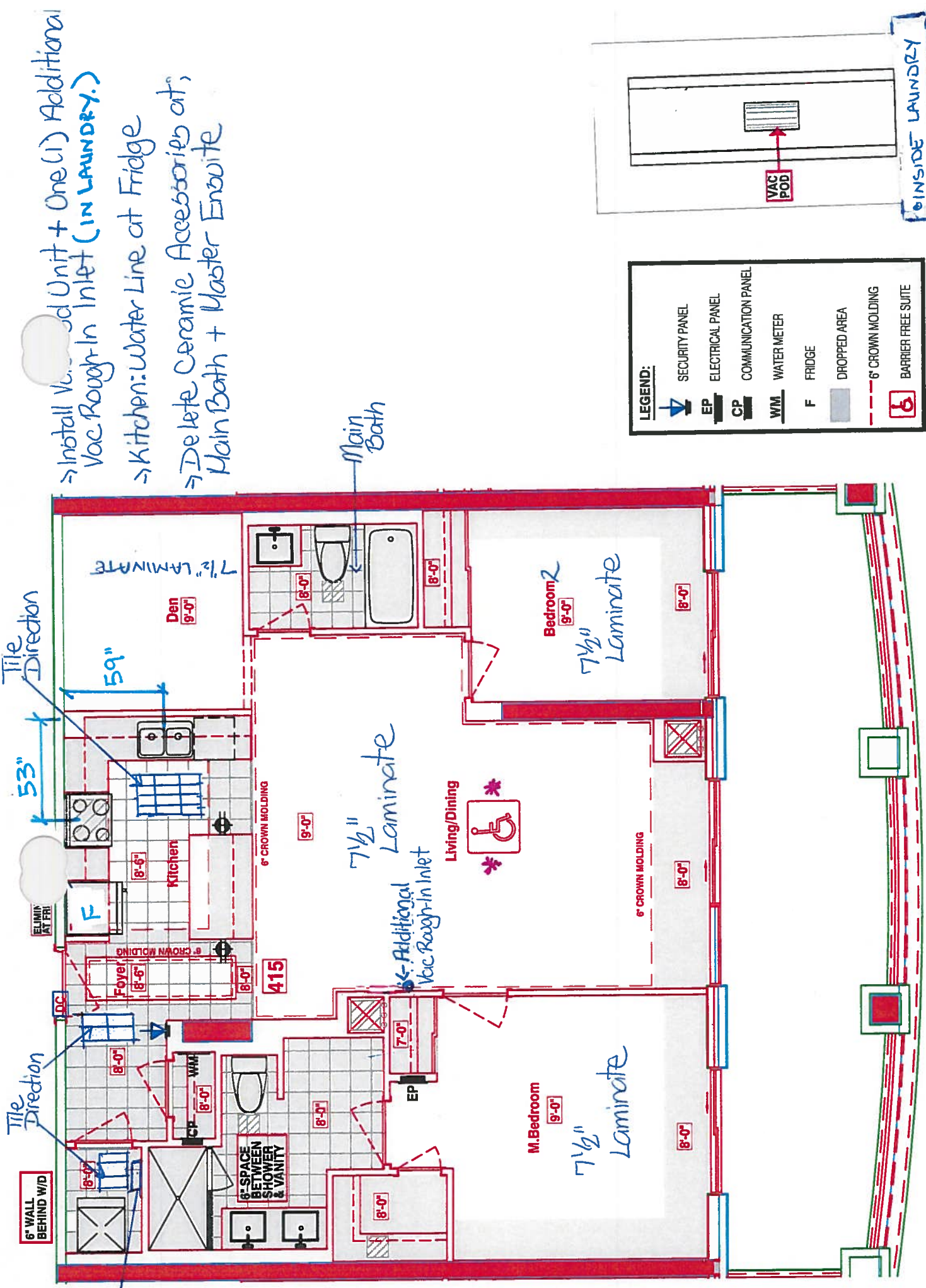
KITCHEN

* PURGE 1- APPLIANCE PACKAGE
* x 4 = PUCK LIGHTS.
* x 2 = PLUGS ISLAND.
* 53" STOVE PIPE CENTER
* 59" SINK PIPE CENTER

RECEIVED
DEC 21 2017

SUITE 415-CALVERTON

Royal Pine Homes 25 Baker Hill Blvd - Stouffville, ON Dec 21, 2017





CONSTRUCTION SUMMARY

Hampton Place

PURCHASERS: BERARDINO PORRETTA and ANNA O. PORRETTA

TEL: RES.: 905-770-9595 BUS.: 416-509-7692

LOT NUMBER	PHASE	HOUSE TYPE	CLOSING DATE
415	1	CALVERTON	01-Oct-18

Date Added: 21-Dec-17

Invoice Number: 7068

1 - LAUNDRY ROOM - Install VAC-POD at Laundry Room (Includes 30ft. air hose package)
To include; ONE (1) Additional VAC ROUGH-IN INLET at living/dining room. (See Sketch)
Locations Approved as per Vince at Head-Office

1 - KITCHEN & BATHROOMS - Purchaser has DECLINED All Upgrades offered during decor appointment at the decor centre for kitchen & bathroom cabinetry. Standard Kitchen Layout & Standard Bathroom Vanities to be installed as per standard plan. (See Sketch)
Note:

1 - DISCLAIMER - STONE COUNTERTOP;
KITCHEN - Stone slabs vary in size & all seams are visible & the fabricator reserves the right to position the seams as necessary.
Note:

1 - KITCHEN - Kitchen Backsplash - Install 1ST UPGRADE BACKSPLASH - 3x12 CLOUD GLASS SUBWAY in UPGRADE BRICK PATTERN -
To be installed throughout kitchen, where applicable. (does not include behind the fridge or stove) (See Sketch)
Note:

1 - KITCHEN - Kitchen Sink - Install Standard Undermount Sink - BLANCO Horizon Plus U2 Undermount Sink (8") - Model # 401234
Note:

1 - KITCHEN - Kitchen Faucet - Install Standard Faucet - DELTA Chrome Pull-Out Kitchen Faucet (Single Hole) - Model #469LF- Chrome
Note:

1 - APPLIANCE PACKAGE - Install Upgrade Appliance Package - UPGRADE PACKAGE #1 - To be installed throughout suite, where applicable.
(See Sketch)

1 - KITCHEN - Install WATER LINE ROUGH-IN ONLY To Fridge at Kitchen (See Sketch)
Note:

28 - LAUNDRY ROOM - 2ND UPGRADE - PORCELAIN TILES - 12x24 H-STONE LIGHT GREY - To be installed throughout laundry room floor.
(To be Installed Straight) (See Sketch)
Note: Includes Larger Size

1 - MAIN BATH & MASTER ENSUITE - Install Standard Granite Countertop - BIANCO ANTICO - To be installed at Main Bath and Master Ensuite
vanities, where applicable. (Includes 3" Splash) (See Sketch)
Note:

1 - CLARIFICATION;
MAIN BATH & MASTER ENSUITE - Install Standard 3" Splash at Main Bath and Master Ensuite vanity countertops, where applicable. (See Sketch)
Note:

1 - DISCLAIMER - GRANITE COUNTERTOP;
MAIN BATH & MASTER ENSUITE - Due to the many variables that can affect the pattern, colour and/or design and "pitting" of natural products,
granite installed will not be identical to the samples displayed.
Note: Every effort is made to provide granite countertops as close as possible but the vendor is not responsible for results which differ
from the sample displayed. All countertop surfaces may have seams, and product pattern and shade can change in areas containing
seams.

1 - DISCLAIMER - STONE COUNTERTOP;
MAIN BATH & MASTER ENSUITE - Stone slabs vary in size & all seams are visible & the fabricator reserves the right to position the seams as
necessary.
Note:

1 - CLARIFICATION;
MAIN BATH & MASTER ENSUITE - Install Standard Plumbing Fixtures throughout Main Bath and Master Ensuite where applicable. (See Sketch)
Note:



SITE COPY

CONSTRUCTION SUMMARY

Hampton Place

PURCHASERS: BERARDINO PORRETTA and ANNA O. PORRETTA

TEL: RES.: 905-770-9595 BUS.: 416-509-7692

LOT NUMBER	PHASE	HOUSE TYPE	CLOSING DATE
415	1	CALVERTON	01-Oct-18

Date Added: 21-Dec-17

Invoice Number: 7068

1 - CLARIFICATION;
MASTER ENSUITE - Purchaser accepts & acknowledges the standard frameless glass enclosure at master ensuite shower stall will NOT touch the
and will receive a Standard Chrome Header. (See Sketch)

1 - CLARIFICATION;
MAIN BATH & MASTER ENSUITE - DELETE Do Not Install / Supply / Credit Purchaser for builders standard ceramic bathroom accessories (toilet
paper, towel bar & soap dish) throughout all bathrooms where applicable.
Note: To Include; Main Bath & Master Ensuite (See Sketch)

1 - REFERRAL FEE - PURCHASER HAS APPLIED REFERRAL FEE OF; \$1,000.00 (Includes Taxes) HAS BEEN APPLIED TO UPGRADE
COMPLETED AT THE DECOR CENTRE.
Note:

1 - PURCHASER HAS ATTENDED A COLOR APPOINTMENT AT THE DECOR CENTRE AND HAS DECLINED ANY ADDITIONAL
UPGRADES. Purchaser accepts and acknowledges that there will be no further changes/additions/deletions to be made upon signing on December 21,
2017
Note:

1 - PURCHASER AWARE AND ACCEPTS THAT ANY CHANGES MADE TO UPGRADES AFTER SIGNING THIS PURCHASERS EXTRA
FORM ARE SUBJECT TO A MINIMUM ADMINISTRATION FEE OF \$1,000 PLUS A 10% HOLDBACK FEE.
Note:

This Document is Extremely Time Sensitive - Printed 28 Feb 18 at 16:31



Purchasers

BERARDINO PORRETТА & ANNA O. PORRETТА

* INTERIOR

OUR SCHEME *

Decor Consultant

Melissa Di Marino

Model Type

CALVERTON

Telephone Res. / Bus

(905) 770-9595 / (416) 509-7692

Project

Hampton Place

Closing Date

01/10/2018

Unit

415

Page 1 of 3

	Flooring		Wall Tile		Accent/Insert	Pattern
	Description	Main	Main	Pattern		
✓ MASTER ENSUITE	13x13 RUSTIC GREY (STD)	✓	8x10 NATURALE GRIGIO (STD)	NONE	NONE	
✓ MAIN BATHROOM	13x13 RUSTIC GREY (STD)	✓	8x10 NATURALE GRIGIO (STD)	NONE	NONE	
POWDER ROOM	N/A		N/A	N/A	N/A	
✓ KITCHEN / DINETTE	12x24 H-STONE LIGHTGREY (STRAIGHT) (STD)	✓	3x12 CloudGlassSubway(BrickPattern)(Upg)	NONE	NONE	
✓ FOYER	12x24 H-STONE LIGHTGREY (STRAIGHT) (STD)		N/A	N/A	N/A	
✓ LAUNDRY	12x24 H-STONE LIGHTGREY (STRAIGHT)(UPG)		N/A	N/A	N/A	
LIVING ROOM	7 1/2" TorleysForest - NorthernCordillera9687P (STD)					
✓ DINING ROOM	7 1/2" TorleysForest - NorthernCordillera9687P (STD)					
✓ DEN	7 1/2" TorleysForest - NorthernCordillera9687P (STD)					
✓ MASTER BEDROOM	7 1/2" TorleysForest - NorthernCordillera9687P (STD)					
✓ BEDROOM 2	7 1/2" TorleysForest - NorthernCordillera9687P (STD)					
✓ BEDROOM 3	N/A					

Notes

Page 1 of 3

Consultant: 
Melissa Di Marino

Purchaser: 
BERARDINO PORRETТА

Purchaser: 
ANNA O. PORRETТА

Vendor: 
Hampton Place



* INTERIOR

Purchasers		Decor Consultant	Model Type	Telephone Res. / Bus	Project	Closing Date	Unit
BERARDINO PORRETTA & ANNA O. PORRETTA		Melissa Di Marino	CALVERTON	(905) 770-9595 / (416) 509-7692	Hampton Place	01/10/2018	415

Page 2 of 3

CABINETS, VANITIES AND COUNTERTOPS

	Style	Countertop	Counter Edge	Handle / Knob
MAIN BATHROOM	CATEGORY 2 - MAPLE - PISTACHIO QT 2503 (STD)	<input checked="" type="checkbox"/> BIANCO ANTICO GRANITE (STD)	<input checked="" type="checkbox"/> A " EDGE (STD)	16338-195
MASTER ENSUITE	CATEGORY 2 - MAPLE - PISTACHIO QT 2503 (STD)	<input checked="" type="checkbox"/> BIANCO ANTICO GRANITE (STD)	<input checked="" type="checkbox"/> A " EDGE (STD)	16338-195
POWDER ROOM	N/A	N/A	N/A	N/A
KITCHEN / DINETTE	CATEGORY 1 - FIBERBOARD - WHITE QT 1203 (STD)	<input checked="" type="checkbox"/> ASPEN CYRUS GREY (STD)	<input checked="" type="checkbox"/> A " EDGE (STD)	3487-128
LAUNDRY ROOM	N/A	N/A	N/A	N/A

APPLIANCE PACKAGE

Upgrade Package #1

Std 3" In Opening

PLUMBING FIXTURES

KITCHEN	
Sink Model	<input checked="" type="checkbox"/> STANDARD
Sink Faucet	<input checked="" type="checkbox"/> STANDARD
TOILETS	
Master Ensuite	<input checked="" type="checkbox"/> STANDARD
Main Bathroom	<input checked="" type="checkbox"/> STANDARD
Powder Room	N/A
VANITY FAUCETS	
Master Ensuite	<input checked="" type="checkbox"/> STANDARD
Main Bathroom	<input checked="" type="checkbox"/> STANDARD
Powder Room	N/A
VANITY SINKS	
Master Ensuite	<input checked="" type="checkbox"/> STANDARD
Main Bathroom	<input checked="" type="checkbox"/> STANDARD
Powder Room	N/A
SHOWER STALL / TUBS	
Master Ensuite Shower Stall	<input checked="" type="checkbox"/> STANDARD
Master Ensuite Tub	N/A
Main Bathroom Tub	<input checked="" type="checkbox"/> STANDARD

Trim	
Baseboard & Casing	<input checked="" type="checkbox"/> STANDARD
Interior Doors	<input checked="" type="checkbox"/> STANDARD - CARRARA, SMOOTH

Levers

Door Height

☒ STANDARD

☒ STANDARD

Cornice Moulding / Medalion

Foyer	<input checked="" type="checkbox"/> STANDARD - #CTR-611
Living Room	<input checked="" type="checkbox"/> STANDARD - #CTR-611
Dining Room	<input checked="" type="checkbox"/> STANDARD - #CTR-611
Den	NONE
Master Bedroom	NONE
Bedroom 2	NONE
Bedroom 3	N/A

Fireplace

Fireplace	N/A
Location Flooring	N/A
Style	N/A
Finish	N/A
Marble	N/A
Hearth	N/A

Paint Throughout

Walls

☒ STANDARD - OYSTER WHITE

Trim

☒ STANDARD - WHITE

MISC. INSTALLATIONS

Ceramic Accessories
(installed by Vendor)

☒ Yes ☒ No

Bathroom Mirrors
(installed by Vendor)

☒ Yes ☒ No

Wire Shelving - Closet
(installed by Vendor)

☒ Yes ☒ No

Page 2 of 3

Decor Consultant:

Purchaser:

Melissa Di Marino

Purchaser:

BERARDINO PORRETTA

Purchaser:

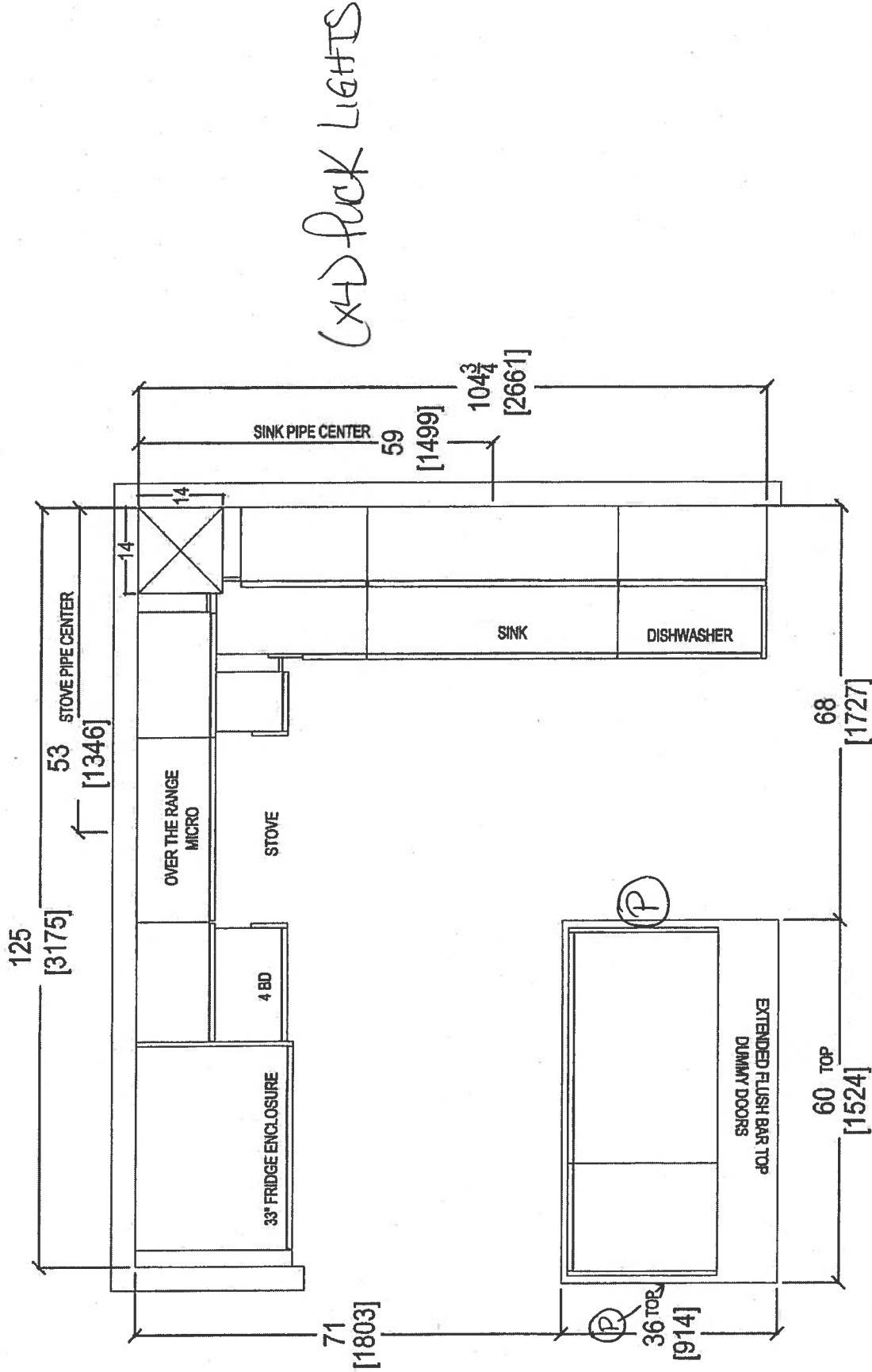
ANNA O. PORRETTA

Vendor:

Hampton Place

Suite 415 Hampton

- UPG #1 - APPLIANCE PACKAGE
- x4 = PUCK LIGHTS
- x2 = PLUGS ISLAND.

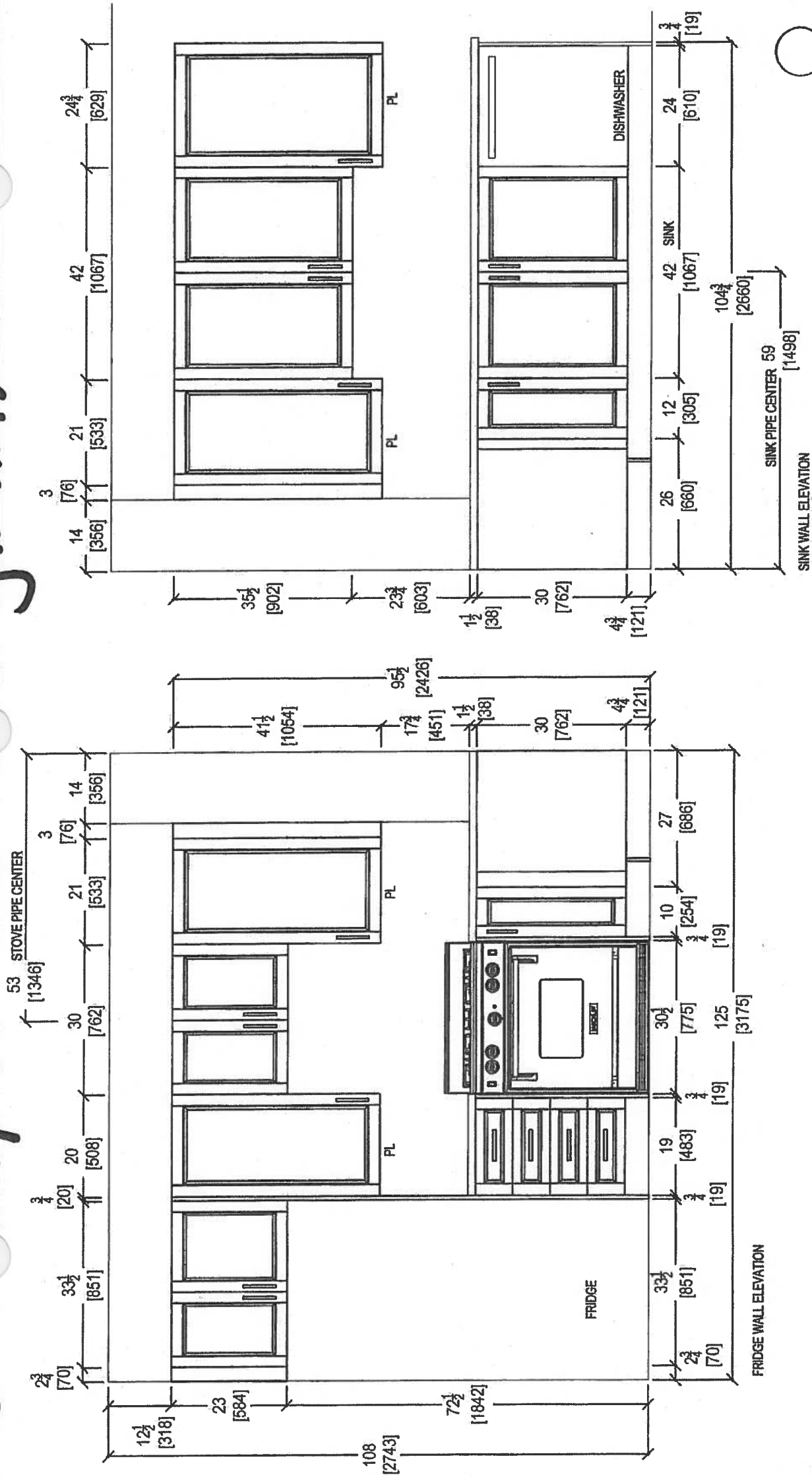



CLIENT: ROYAL PINE HOMES		UNIT 415 HMP	ROOM:	KITCHEN FLOOR PLAN	DRAWN BY: SK	COMMENTS: PLEASE NOTE ALL DIMENSIONS ARE NOT FINAL AND ARE SUBJECT TO CHANGE UPON FINAL SITE MEASURE
SITE: HAMPTON PLACE	DOOR STYLE: —	DOOR HANDLE: —	SCALE: 1/2" = 1' - 0"			
PHONE: —	FINISH: —	DRW HANDLE: —	DATE: JAN 24, 2018			
EMAIL: —	SPECIES: —	TOP: —	PAGE: —			

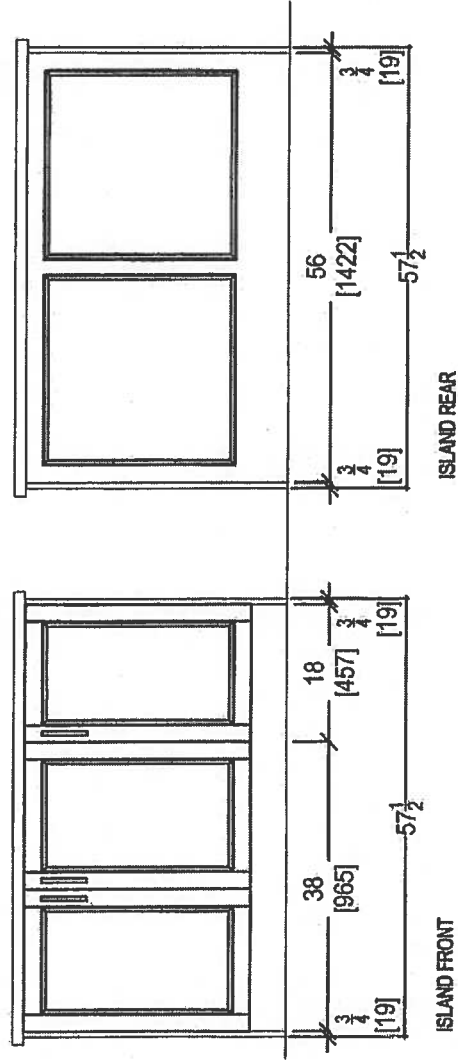


80 SANTE DRIVE, VAUGHAN, ON L4K 3C4,
T: 416.748.1811 F: 905.781.5901

Suite 415 Hampton PL-Pick Light (x4)



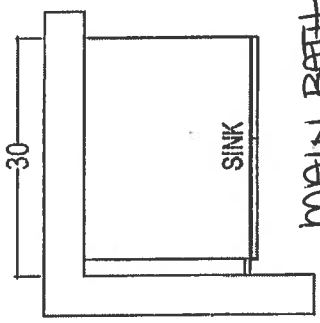
 <p>your kitchen, your taste.</p> <p>80 SANTE DRIVE, VAUGHAN, ON L4K 3C4, T: 416.746.1811 F: 905.781.5801</p>	CLIENT: ROYAL PINE HOMES	UNIT 4154 MP	ROOM: KITCHEN	DRAWN BY: SK	<p>PLEASE NOTE ALL DIMENSIONS ARE NOT FINAL AND ARE SUBJECT TO CHANGE UPON FINAL SITE MEASURE</p>
	SITE: HAMPTON PLACE	DOOR STYLE: —	DOOR HANDLE: —	SCALE: 1/2" = 1' - 0"	
	PHONE: —	FINISH: —	DRW HANDLE: —	DATE: JAN 24, 2018	
	EMAIL: —	SPECIES: —	TOP: —	PAGE: —	
	COMMENTS:				



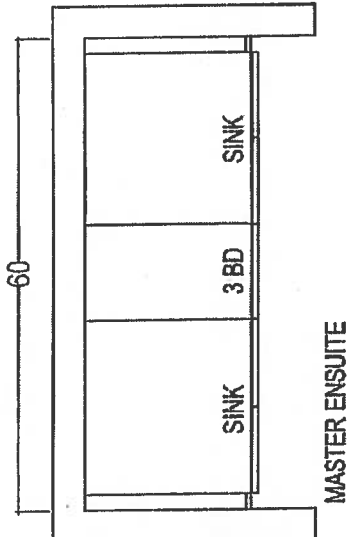
 your kitchen, your taste. 80 SANTE DRIVE, VAUGHAN, ON L4K 3C4, T: 416.746.1811 F: 905.761.5901	CLIENT: ROYAL PINE HOMES	UNIT 415 HMP	ROOM: KITCHEN	DRAWN BY: SK	COMMENTS:
	SITE: HAMPTON PLACE	DOOR STYLE: —	DOOR HANDLE: —	SCALE: 1/2" = 1' - 0"	PLEASE NOTE ALL DIMENSIONS ARE NOT FINAL AND ARE SUBJECT TO CHANGE UPON FINAL SITE MEASURE
	PHONE: —	FINISH: —	DRW HANDLE: —	DATE: JAN 24, 2018	
	EMAIL: —	SPECIES: —	TOP: —	PAGE: —	

SUITE 415- HAMPTON

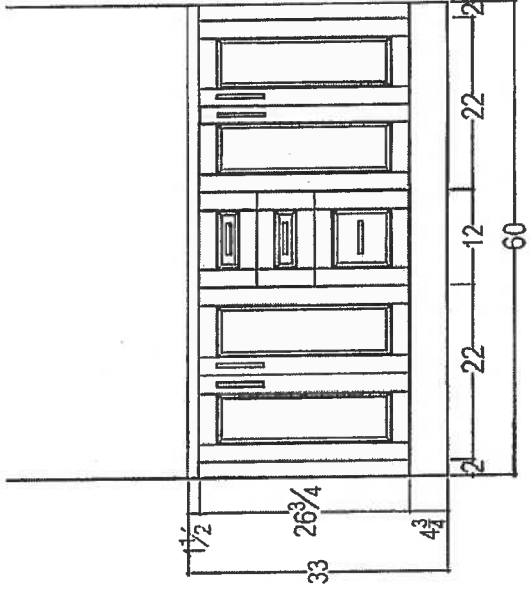
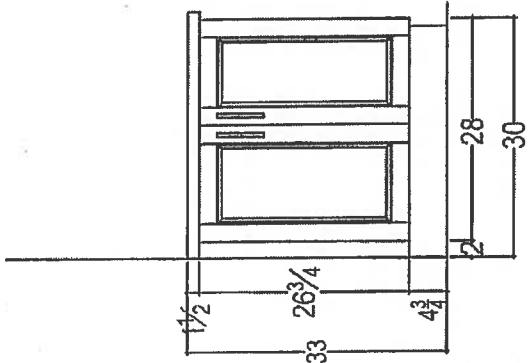
* Install 3" Splash *



MAIN BATH



MASTER ENSUITE



RECEIVED
12-28-18



80 SANTE DRIVE, VAUGHAN, ON L4K 3C4,
T: 416.746.1811 F: 905.761.5901

CLIENT: ROYAL PINE HOMES	21+D3	ROOM:	VANITIES	DRAWN BY: SK	COMMENTS: PLEASE NOTE ALL DIMENSIONS ARE NOT FINAL AND ARE SUBJECT TO CHANGE UPON FINAL SITE MEASURE
SITE: HAMPTON PLACE	DOOR STYLE: —	DOOR HANDLE: —		SCALE: 1/2" = 1' - 0"	
PHONE: —	FINISH: —	DRW HANDLE: —		DATE: AUG 4, 2017	
EMAIL: —	SPECIES: —	TOP: —		PAGE: —	

Suite 415
Hampton

WRB322DMBM

Upgrade
Package I



Whirlpool®

<http://www.whirlpool.com>

33-inches wide Bottom-Freezer Refrigerator with
SpillGuard™ Glass Shelves - 22 cu. ft

Key Features:

- SpillGuard™ Glass Shelves
- Adaptive Defrost / *Factory Installed Icemaker*
- FreshFlow™ Produce Preserver
- LED Interior Lighting
- ENERGY STAR® Qualified

Product Dimensions:

Height: 70

Width: 32 5/8

Depth: 33 3/8

Electrical Requirements:

15


Additional Information:

[Use And Care Guide](#)

[Dimension Guide](#)

[Energy Guide](#)

[Warranty Certificate](#)



INVESTED
IN
AMERICA



©Registered trademark/TM Trademark of Whirlpool, U.S.A. © 2016 Whirlpool Corporation. All Rights Reserved.
All other trademarks are owned by their respective companies.
Because Whirlpool Corporation policy includes a continuous commitment to improve our products, we reserve
the right to change materials and specifications without notice. We also reserve the right to discontinue or
transition products without notice.
Manufacturer's Suggested Retail Price (MSRP) and Minimum Advertised Price (MAP) provided for reference
purposes only. Dealer alone determines advertised and retail prices.
Created On: Tuesday, March 14, 2017 11:30:08

Suite 415
Hampton

Upgrade
Package I




WEE745H0FS

Whirlpool®

6.4 Cu. Ft. Slide-In Electric Range with True
Convection

<http://www.whirlpool.com>



Key Features:

- Frozen Bake™ Technology
- True Convection Cooking
- FlexHeat™ Triple Radiant Element
- Convection Conversion
- AquaLift® Self-Cleaning Technology
- Temperature Sensor
- Rapid Preheat
- 6.4 Cu. Ft. Capacity
- Easy-Wipe Ceramic Glass Cooktop
- Large Oven Window
- Max Capacity Rack
- Hidden Bake Element

Product Dimensions:

Height: 36

Width: 29 7/8

Additional Information:

[Use And Care Guide](#)

[Dimension Guide](#)

[Installation Guide](#)

[Warranty Certificate](#)

INVESTED
IN
AMERICA



©Registered trademark/TM Trademark of Whirlpool, U.S.A. © 2016 Whirlpool Corporation. All Rights Reserved.
All other trademarks are owned by their respective companies.
Because Whirlpool Corporation policy includes a continuous commitment to improve our products, we reserve the right to change materials and specifications without notice. We also reserve the right to discontinue or transition products without notice.
Manufacturer's Suggested Retail Price (MSRP) and Minimum Advertised Price (MAP) provided for reference purposes only. Dealer alone determines advertised and retail prices.
Created On: Friday, January 27, 2017 10:46:47

Suite 415
Hampton

Upgrade
Package 1



YWMH76719CS

1.9 cu. ft. Microwave Hood Combination with
TimeSaver™ Plus True Convection



<http://www.whirlpool.com>

Key Features:

- TimeSaver™ Plus True Convection Cooking System
- Steam Cooking
- Sensor Cooking
- AccuPop™ Cycle
- CleanRelease® Non-Stick Interior
- SteamClean Option
- Integrated Hidden Vent and Console
- Auto Adapt Fan
- Recessed, Stoppable Glass Turntable
- Universal Microwave Steamer
- 1.9 cu. ft. Capacity
- 1,100 Watts Cooking Power

Product Dimensions:

Height: 17 1/8

Width: 29 15/16

Depth: 18 1/2

Electrical Requirements:

15 or 20. 120 V.

Additional Information:

[Use And Care Guide](#)

[Installation Guide](#)

[Warranty Certificate](#)

Available in:

 Stainless Steel



©Registered trademark/TM Trademark of Whirlpool, U.S.A. © 2013 Whirlpool Corporation. All Rights Reserved.
All other trademarks are owned by their respective companies.
Because Whirlpool Corporation policy includes a continuous commitment to improve our products, we reserve the right to change materials and specifications without notice. We also reserve the right to discontinue or transition products without notice.
Manufacturer's Suggested Retail Price (MSRP) and Minimum Advertised Price (MAP) provided for reference purposes only. Dealer alone determines advertised and retail prices.
Created On: Monday, March 14, 2016 13:16:48

Suite 415
Hampton

Upgrade
Package 1



WDTA50SAHZ

Whirlpool®

<http://www.whirlpool.com>

Contemporary Design. Stainless Steel Tub
Dishwasher with TotalCoverage Spray Arm

Key Features:


- Sensor Cycle
- TotalCoverage Spray Arm
- 1-Hour Wash Cycle
- Tap Touch Controls

Product Dimensions:

- Height: 34 1/2
- Width: 23 7/8
- Depth: 24 1/2

Additional Information:

- [Use And Care](#)
- [Dimension Guide](#)
- [Installation Guide](#)
- [Energy Guide](#)
- [Warranty](#)



Available in:

● Black

Fingerprint Resistant Sunset Bronze

Fingerprint Resistant Black Stainless

○ White

Fingerprint Resistant Stainless Steel

INVESTED
IN
AMERICA



©Registered trademark/TM Trademark of Whirlpool, U.S.A. © 2016 Whirlpool Corporation. All Rights Reserved. All other trademarks are owned by their respective companies.

Because Whirlpool Corporation policy includes a continuous commitment to improve our products, we reserve the right to change materials and specifications without notice. We also reserve the right to discontinue or transition products without notice.

Manufacturer's Suggested Retail Price (MSRP) and Minimum Advertised Price (MAP) provided for reference purposes only. Dealer alone determines advertised and retail prices.

Suite 415
Hampton

Upgrade
Package I




WFW75HEFW

4.5 cu. ft. Front Load Washer with Precision
Dispense



<http://www.whirlpool.com>



Key Features:

- Precision Dispense
- Adaptive Wash Technology
- Smooth Wave Stainless Steel Wash Basket
- 4.5 cu. ft. Capacity
- ENERGY STAR® Qualified

Product Dimensions:

Height: 39 3/4

Width: 27

Depth: 33 5/16

Electrical Requirements:

15 or 20. 120 V.

Additional Information:

[Use And Care Guide](#)

[Dimension Guide](#)

[Installation Guide](#)

[Energy Guide](#)

[Warranty Certificate](#)

INVESTED
IN
AMERICA



©Registered trademark/TM Trademark of Whirlpool, U.S.A. ©2013 Whirlpool Corporation All Rights Reserved.
All other trademarks are owned by their respective companies.
Because Whirlpool Corporation policy includes a continuous commitment to improve our products, we reserve the right to change materials and specifications without notice. We also reserve the right to discontinue or transition products without notice.
Manufacturer's Suggested Retail Price (MSRP) and Minimum Advertised Price (MAP) provided for reference purposes only. Dealer alone determines advertised and retail prices.
Created On: Wednesday, March 23, 2016 11:51:03

Suite 415
Hampton

Upgrade
Package 1




YWED75HEFW

8.5 cu. ft. Duet® High Efficiency Front Load Electric
Dryer with ENERGY STAR®

MSRP: \$0.00

Whirlpool®

<http://www.whirlpool.com>



Key Features:

- Advanced Moisture Sensing System
- Quad Baffles
- Tap Touch Controls with Memory
- EcoBoost™ Option
- Wrinkle Shield™ Plus Option
- Undercounter Installation
- 7.4 Cu. Ft. Capacity
- ENERGY STAR® Qualified

Product Dimensions:

Height: 39

Width: 27

Depth: 31

Additional Information:

[Use And Care](#)

[Installation Guide](#)

[Warranty](#)

Available in:

☐ White

INVESTED
IN
AMERICA



®Registered trademark/TM Trademark of Whirlpool, U.S.A. © 2016 Whirlpool Corporation All Rights Reserved. All other trademarks are owned by their respective companies.

Because Whirlpool Corporation policy includes a continuous commitment to improve our products, we reserve the right to change materials and specifications without notice. We also reserve the right to discontinue or transition products without notice.

Manufacturer's Suggested Retail Price (MSRP) and Minimum Advertised Price (MAP) provided for reference purposes only. Dealer alone determines advertised and retail prices.

Countertop Edges

Suite 415
Hampton



CONNOLLY Marble & Granite Ltd.

EDGE
DETAILS

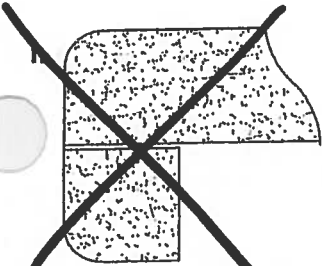
004

A.

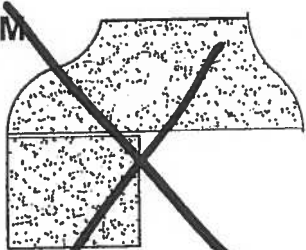


STRAIGHT EDGE
(STANDARD - 3/4")

Standard:
Kitchen
Main Bath
Master Ensuite




DOUBLE TOP "D" EDGE
(STANDARD - 1 1/2")



OEGEE - SQUARE EDGE
(MED./HIGH - 1 1/2")

EDGING UP-GRADE OPTIONS

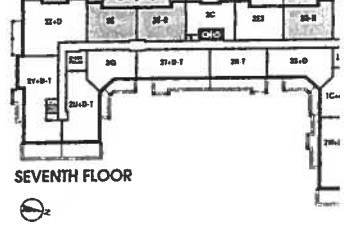
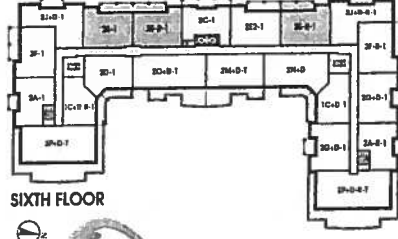
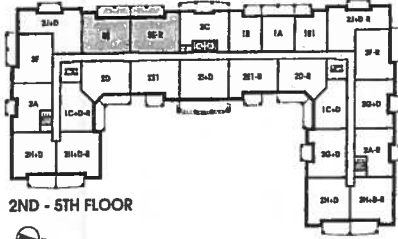
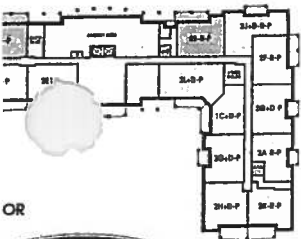
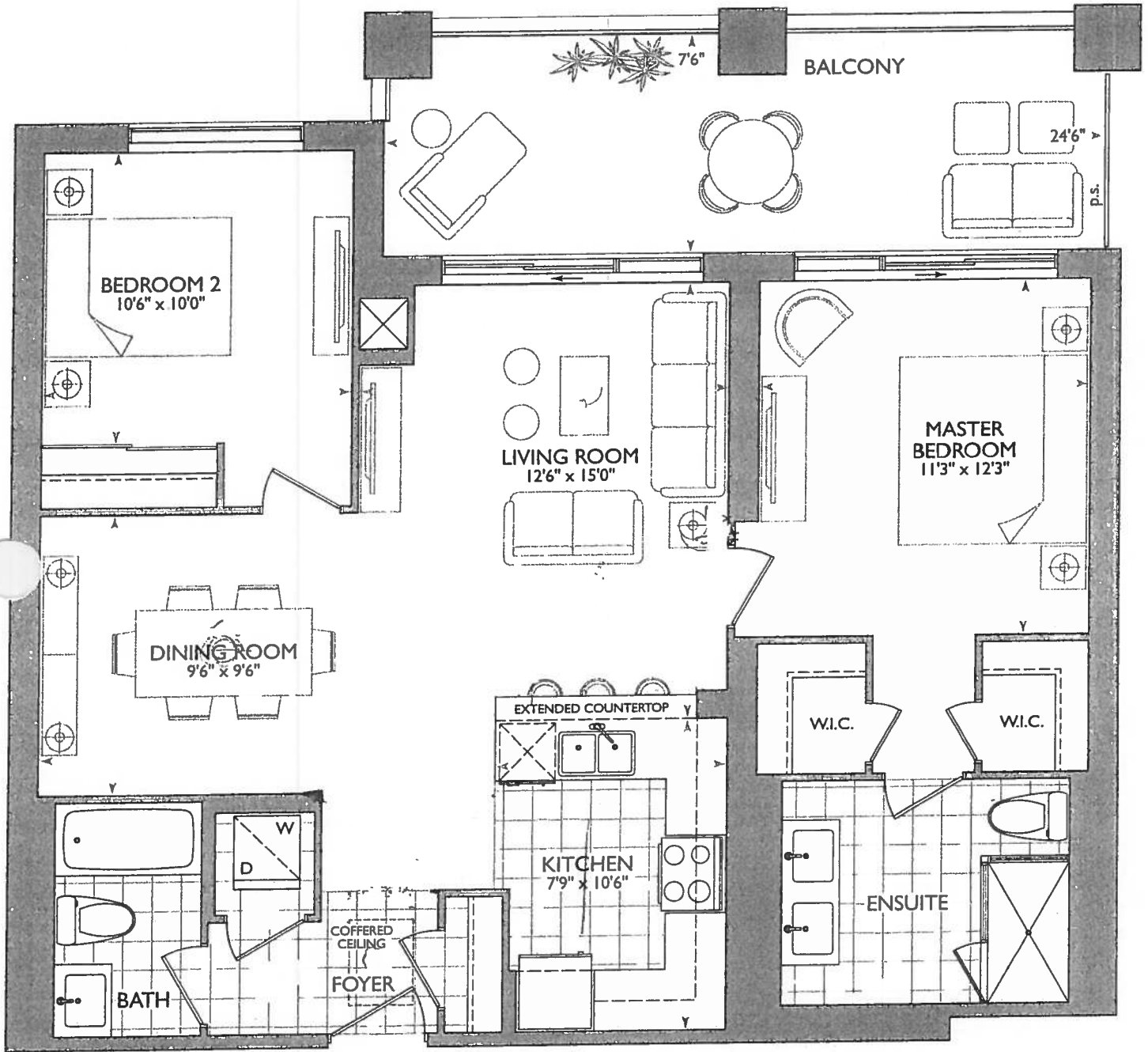


Flanders

SUITE 414

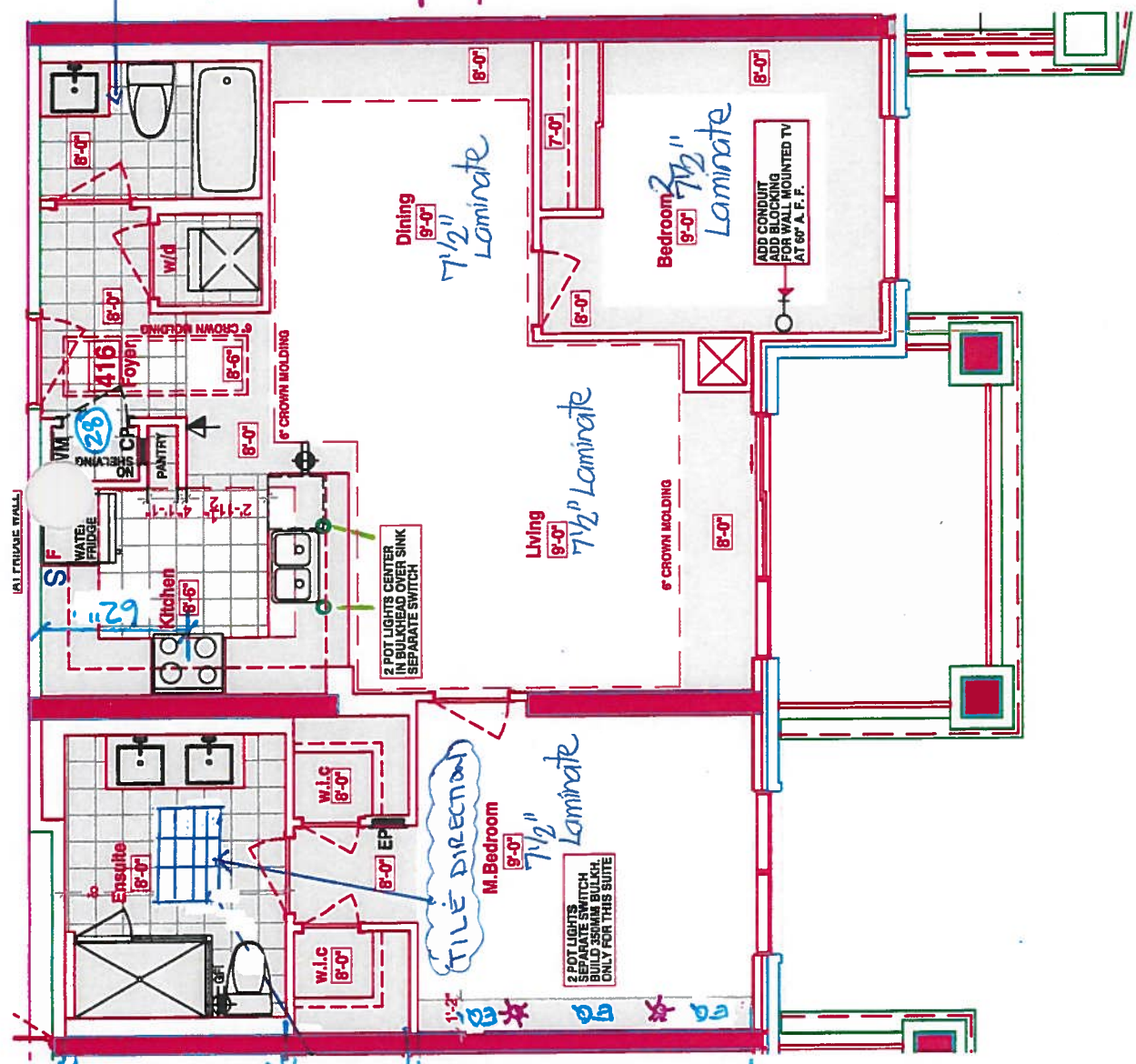
ORIGINAL LAYOUT

1,059 SQ FT *plus* 180 sq. ft. of balcony area



16

December 20, 2017



LEGEND:	
	SECURITY PANEL
	ELECTRICAL PANEL
	COMMUNICATION PANEL
	WATER METER
	FRIDGE
	DROPPED AREA
	6\"/>

REVISED
ENSUITE +
W.I.C + MASTER
BEDROOM
MEASUREMENTS
DUE TO 4\"/>

KITCHEN

- UPG #1 - APPLIANCE PACKAGE
- x 4 = PUCK LIGHTS
- x 1 = PLUG PENINSULA
- x 2 = 2 POTS OVER PENINSULA (see kit layout)
- 62\"/>
- 123\"/>

RECEIVED
DEC 19 2017

SUITE 416 - FLANDERS

Royal Pine Homes 25 Baker Hill Blvd - Stouffville, ON Dec 19, 2017



CONSTRUCTION SUMMARY
Hampton Place

PURCHASER: THERESA GLYNN TEL: RES.: 905-446-0655

LOT NUMBER	PHASE	HOUSE TYPE	CLOSING DATE
416	1	FLANDERS(2E1)FRONT	12-Oct-18

Offer Workshee	PURCHASER TO RECEIVE \$5,000(INCLUDES APPLICABLE TAXES) WORTH OF UPGRADES AT THE DECOR CENTER AT TIME OF COLOUR CHART. Note:
-------------------	---

Upgrade	GFI ELECTRICAL RECEPTACLE NEXT TO TOILET IN MASTER ENSUITE AS PER SKETCH Note:
---------	---

Offer Upgrade	INSTALL 2 POTLIGHTS IN MASTER BEDROOM BULKHEAD , IF POSSIBLE, ON WALL OPPOSITE BEDROOM ENTRANCE DOOR. SPLIT ROOM INTO 3 AND PUT ONE POTLIGHT AT 1/3 AND ONE POTLIGHT AT 2/3 AS PER SKETCH CENTERED IN BULKHEAD ON SEPARATE SWITCH. Note:
------------------	---

Offer Upgrade	WATER LINE TO FRIDGE Note:
------------------	-------------------------------

Offer Upgrade	INSTALL TWO (2) POT LIGHTS , IF POSSIBLE, ABOVE PENNINSULA , MEASURED FROM EXTENDED WALL (BY EXTENDED COUNTERTOP) TO END OF COUNTER, ONE POT LIGHT AT 1/3 , THE OTHER POT LIGHT AT 2/3 , CENTERED IN BULKHEAD ON A SEPARATE SWITCH. Note:
------------------	--

Offer Upgrade	INSTALL CONDUIT AND BLOCKING FOR WALL MOUNTED TV (60 INCHES ABOVE FF) IN BEDROOM #2 Note:
------------------	--

Offer le	DECREASE SIZE OF MAIN FOYER CLOSET DOOR TO 28 INCHES AND MOVE DOOR AND FRAME AS CLOSE TO FRONT DOOR AS POSSIBLE IN ORDER TO LEAVE HOLLOW SPACE ON OPPOSITE SIDE OF CLOSET IN KITCHEN FOR PURCHASER TO UPGRADE TO A PANTRY AT END OF CLOSET TO BE PAID FOR AT DECOR CENTER AT TIME OF COLOUR CHART AS PER SKETCH. (ADMINISTRATION FEE) Note:
-------------	--

DO NOT INSTALL ANY WIRE SHELVING IN FRONT CLOSET.

FLANDERS: 416
-REVISED FOYER COFFERED CEILING AS PER COLOURED PLAN,
TILES TO REMAIN AS PER ORIGINAL SUITE LAYOUT
-ENSUITE 4" ADDED 4"x40" WET WALL FOR SHOWER FAUCET, NEW
DIMENTIONS ARE ON THE NEW COLOURED BROCHURE FOR W.I.C.
& MASTER BEDROOM





SITE COPY

CONSTRUCTION SUMMARY

Hampton Place

PURCHASER: THERESA GLYNN

TEL: RES.: 905-446-0655

LOT NUMBER	PHASE	HOUSE TYPE	CLOSING DATE	
416	1	FLANDERS(2E1)FRONT	12-Oct-18	

Date Added: 20-Dec-17 Invoice Number: 7065

1 - CLARIFICATION; REFER TO APAS;
BEDROOM #2 - Standard electrical outlet to be installed at standard height beside conduit pipe Additional electrical outlet to be installed beside pipe & standard cable rough-in Approx. 60" AFF (See Attached Sketch)
As per Vince at Head-Office

1 - CLARIFICATION;
KITCHEN - REFER TO APAS - Purchaser has Confirmed to Leave the Pantry Area OPEN (No Shelving and No Door). Purchaser accepts and acknowledges the pantry area will be left open with no shelving or door. (See Sketch)
Note:

1 - KITCHEN & BATHROOMS - Purchaser has DECLINED All Upgrades offered during decor appointment at the decor centre for kitchen & bathroom cabinetry. Standard Kitchen Layout & Standard Bathroom Vanities to be installed as per standard plan. (See Sketch)
Note:

1 - KITCHEN - CABINETRY - Install UPGRADE PACKAGE #1 CABINETRY - Category 3 Fiberboard Classic Grey QT 4801 - To be installed throughout kitchen, where applicable. (See Sketch)
Note:

1 - KITCHEN - CABINETRY HARDWARE - Install UPGRADE PACKAGE #1 HARDWARE - STYLE # 53529-G10 - To be installed throughout kitchen, where applicable. (See Sketch)
Note:

1 - KITCHEN - Install Standard Granite Countertop - BIANCO ANTICO - To be installed throughout kitchen, where applicable. (does not include granite backsplash) (See Sketch)
Note:

1 - DISCLAIMER - GRANITE COUNTERTOP;
KITCHEN - Due to the many variables that can affect the pattern, colour and/or design and "pitting" of natural products, granite installed will not be identical to the samples displayed.
Note: Every effort is made to provide granite countertops as close as possible but the vendor is not responsible for results which differ from the sample displayed. All countertop surfaces may have seams, and product pattern and shade can change in areas containing seams.

1 - DISCLAIMER - STONE COUNTERTOP;
KITCHEN - Stone slabs vary in size & all seams are visible & the fabricator reserves the right to position the seams as necessary.
Note:

1 - KITCHEN - Kitchen Sink - Install Standard Undermount Sink - BLANCO Horizon Plus U2 Undermount Sink (8") - Model # 401234
Note:

1 - KITCHEN - Kitchen Faucet - Install Standard Faucet - DELTA Chrome Pull-Out Kitchen Faucet (Single Hole) - Model # 469LF - Chrome
Note:

1 - APPLIANCE PACKAGE - Install Upgrade Appliance Package - UPGRADE PACKAGE # 1 - To be installed throughout suite, where applicable. (See Sketch)
Note:

16 - LAUNDRY ROOM - 2ND UPGRADE - PORCELAIN TILES - 20x20 PULPIS GRIS - To be installed throughout laundry room floor. (To be installed Straight) (See Sketch)
Includes Larger Size

30 - MAIN BATH - 1ST UPGRADE - PORCELAIN TILES - 20x20 PULPIS GRIS - To be installed throughout main bath floor. (To be Installed Straight) (See Sketch)
Note: Includes Larger Size

70 - MASTER ENSUITE - 2ND UPGRADE - PORCELAIN TILES - 12x24 LANCASTER GREY - To be installed throughout master ensuite floor. (To be Installed Straight) (See Sketch)
Note: Includes Rectified



SITE COPY

CONSTRUCTION SUMMARY

Hampton Place

PURCHASER: THERESA GLYNN

TEL: RES.: 905-446-0655

LOT NUMBER	PHASE	HOUSE TYPE	CLOSING DATE	
416	1	FLANDERS(2E1)FRONT	12-Oct-18	

Date Added: 20-Dec-17

Invoice Number: 7065

70 - MASTER ENSUITE - 2ND UPGRADE - PORCELAIN TILES - 12x24 LANCASTER GREY - To be installed throughout master ensuite shower stall (To be Installed Horizontally / Stacked) (See Sketch)
Includes Rectified

1 - MASTER ENSUITE - Install Standard Granite Countertop - BIANCO ANTICO - To be installed throughout master ensuite vanity countertop where applicable. (Includes 3" Splash) (See Sketch)
Note:

1 - CLARIFICATION;
MAIN BATH & MASTER ENSUITE - Install Standard 3" Splash throughout Main Bath and Master Ensuite vanity countertops, where applicable. (See Sketch)
Note:

1 - DISCLAIMER - GRANITE COUNTERTOP;
MASTER ENSUITE - Due to the many variables that can affect the pattern, colour and/or design and "pitting" of natural products, granite installed will not be identical to the samples displayed
Note: Every effort is made to provide granite countertops as close as possible but the vendor is not responsible for results which differ from the sample displayed. All countertop surfaces may have seams, and product pattern and shade can change in areas containing seams.

1 - DISCLAIMER - STONE COUNTERTOP;
MAIN BATH & MASTER ENSUITE - Stone slabs vary in size & all seams are visible & the fabricator reserves the right to position the seams as necessary.
Note:

1 - MAIN BATH & MASTER ENSUITE - Install Standard Plumbing Fixtures throughout Main Bath and Master Ensuite, where applicable. (See Sketch)
See Below Items for Upgrade Toilet at; Main Bath and Master Ensuite

1 - MAIN BATH - TOILET - Install Upgrade Toilet - CONTAC CALI - One Piece Elongated Toilet - Model # 4710-BOVU - White (See Sketch)
Note:

1 - MASTER ENSUITE - TOILET - Install Upgrade Toilet - CONTAC CALI - One Piece Elongated Toilet - Model # 4710-BOVU - White (See Sketch)
Note:

1 - CLARIFICATION;
MAIN BATH & MASTER ENSUITE - DELETE Do Not Install / Supply / Credit Purchaser for builders standard ceramic bathroom accessories (toilet paper, towel bar & soap dish) throughout all bathrooms where applicable.
Note: To Include; Main Bath & Master Ensuite (See Sketch)

1 - CLARIFICATION;
MASTER ENSUITE - Purchaser accepts & acknowledges the standard frameless glass enclosure at master ensuite shower stall will NOT touch the ceiling and will receive a Standard Chrome Header. (See Sketch)
Note:

1 - BONUS PACKAGE - PURCHASER HAS APPLIED \$5,000.00 (Includes Taxes) WORTH OF UPGRADE PROMOTIONAL PACKAGE TOWARDS THE PURCHASE OF UPGRADE COMPLETED AT THE DECOR CENTRE.
Note:

1 - PURCHASER HAS ATTENDED A COLOR APPOINTMENT AT THE DECOR CENTRE AND HAS DECLINED ANY ADDITIONAL UPGRADES. Purchaser accepts and acknowledges that there will be no further changes/additions/deletions to be made upon signing on December 20,2017
Note:

1 - PURCHASER AWARE AND ACCEPTS THAT ANY CHANGES MADE TO UPGRADES AFTER SIGNING THIS PURCHASERS EXTRA FORM ARE SUBJECT TO A MINIMUM ADMINISTRATION FEE OF \$1,000 PLUS A 10% HOLDBACK FEE.
Note:



Purchaser	Decor Consultant	Model Type	Telephone Res. / Bus	Project	Closing Date	Unit
THERESA GLYNN	Melissa Di Marino	FLANDERS(2E1)FRONT	(905) 446-0655 /	Hampton Place	12/10/2018	416

	Flooring		Wall Tile		Pattern
	Description		Main	Accent/Insert	
MASTER ENSUITE	✓ 12x24 LANCASTER GREY (STRAIGHT) (UPG)	✓	12x24 Lancaster Grey (Horizontally)(Upg)	NONE	NONE
MAIN BATHROOM	✓ 20x20 PULPIS GRIS (STRAIGHT) (UPG)	✓	8x10 GOLF GRIGIO (STD)	NONE	NONE
POWDER ROOM	N/A		N/A	N/A	N/A
KITCHEN / DINETTE	✓ 20x20 PULPIS GRIS (STRAIGHT) (STD)	✓	12x12 TwilightMocha GlassMosaics (STD)	NONE	NONE
FOYER	✓ 20x20 PULPIS GRIS (STRAIGHT) (STD)	✓	N/A	N/A	N/A
LAUNDRY	✓ 20x20 PULPIS GRIS (STRAIGHT) (UPG)	✓	N/A	N/A	N/A
LIVING ROOM	✓ 7 1/2" Torleys Forest - Okanogan 9742P (STD)	✓			
DINING ROOM	✓ 7 1/2" Torleys Forest - Okanogan 9742P (STD)	✓			
DEN	N/A				
MASTER BEDROOM	✓ 7 1/2" Torleys Forest - Okanogan 9742P (STD)	✓			
BEDROOM 2	✓ 7 1/2" Torleys Forest - Okanogan 9742P (STD)	✓			
BEDROOM 3	N/A				

Notes

FRONT CLOSET - Delete Standard Hanging Rod and Shelf at Front Closet - (Request Included in APAS)
MASTER BEDROOM WALK-IN CLOSET - Install Standard Hanging Rod and Shelf at Master Bedroom Walk-In Closets
BEDROOM #2 CLOSET - Install Standard Hanging Rod and Shelf at Bedroom # 2 Closet

Consultant: 
Melissa Di Marino

Purchaser: 
THERESA GLYNN

Vendor: 
Hampton Place
Printed Dec 20, 2017 3:51 pm



Purchaser THERESA GLYNN	Decor Consultant Melissa Di Marino	Model Type FLANDERS(2E1)/FRONT	Telephone Res. / Bus (905) 446-0655 /	Project Hampton Place	Closing Date 12/10/2018	Unit 416
-----------------------------------	--	--	---	---------------------------------	-----------------------------------	--------------------

Page 2 of 3

CABINETRY, VANITIES AND COUNTERTOPS

Style	Countertop	Counter Edge	Handle / Knob
<input checked="" type="checkbox"/> CATEGORY 2 - MAPLE - PISTACHIO QT 2503 (STD)	<input checked="" type="checkbox"/> ASPEN TERRA WHITE (STD)	<input checked="" type="checkbox"/> A " EDGE (STD)	B603-SC
<input checked="" type="checkbox"/> CATEGORY 2 - MAPLE - CHESTNUT QT 2503 (STD)	<input checked="" type="checkbox"/> BIANCO ANTICO GRANITE (STD)	<input checked="" type="checkbox"/> A " EDGE (STD)	B603-SC
<input checked="" type="checkbox"/> N/A	<input checked="" type="checkbox"/> N/A	<input checked="" type="checkbox"/> N/A	N/A
<input checked="" type="checkbox"/> CATEGORY 3 - FIBERBOARD - CLASSIC GREY QT 4801 (UPG)	<input checked="" type="checkbox"/> BIANCO ANTICO GRANITE (STD)	<input checked="" type="checkbox"/> A " EDGE (STD)	53529-G10 UPG
<input checked="" type="checkbox"/> N/A	<input checked="" type="checkbox"/> N/A	<input checked="" type="checkbox"/> N/A	N/A

APPLIANCE PACKAGE
Upgrade Package #1
Std 31in Opening

PLUMBING FIXTURES

KITCHEN	
Sink Model	<input checked="" type="checkbox"/> STANDARD
Sink Faucet	<input checked="" type="checkbox"/> STANDARD
TOILETS	
Master Ensuite	<input checked="" type="checkbox"/> UPGRADE - Contrac Cali #4710-BOVU
Main Bathroom	<input checked="" type="checkbox"/> UPGRADE - Contrac Cali #4710-BOVU
Powder Room	<input checked="" type="checkbox"/> N/A
VANITY FAUCETS	
Master Ensuite	<input checked="" type="checkbox"/> STANDARD
Main Bathroom	<input checked="" type="checkbox"/> STANDARD
Powder Room	<input checked="" type="checkbox"/> N/A
VANITY SINKS	
Master Ensuite	<input checked="" type="checkbox"/> STANDARD
Main Bathroom	<input checked="" type="checkbox"/> STANDARD
Powder Room	<input checked="" type="checkbox"/> N/A
SHOWER STALL / TUBS	
Master Ensuite Shower Stall	<input checked="" type="checkbox"/> STANDARD
Master Ensuite Tub	<input checked="" type="checkbox"/> N/A
Main Bathroom Tub	<input checked="" type="checkbox"/> STANDARD


Trim	Baseboard & Casing	Levers
	<input checked="" type="checkbox"/> STANDARD	<input checked="" type="checkbox"/> STANDARD
	<input checked="" type="checkbox"/> STANDARD - CARRARA, SMOOTH	Door Height
		<input checked="" type="checkbox"/> STANDARD
Cornice Moulding / Medallion	Fireplace	
Foyer	<input checked="" type="checkbox"/> STANDARD - #CTR-611	
Living Room	<input checked="" type="checkbox"/> STANDARD - #CTR-611	
Dining Room	<input checked="" type="checkbox"/> STANDARD - #CTR-611	
Den	<input checked="" type="checkbox"/> N/A	
Master Bedroom	<input checked="" type="checkbox"/> NONE	
Bedroom 2	<input checked="" type="checkbox"/> NONE	
Bedroom 3	<input checked="" type="checkbox"/> N/A	


MISC. INSTALLATIONS
Ceramic Accessories (installed by Vendor)
<input checked="" type="checkbox"/> Yes <input checked="" type="checkbox"/> No
Bathroom Mirrors (installed by Vendor)
<input checked="" type="checkbox"/> Yes <input checked="" type="checkbox"/> No
Wire Shelving - Closet (installed by Vendor)
<input checked="" type="checkbox"/> Yes <input checked="" type="checkbox"/> No
* See Notes *

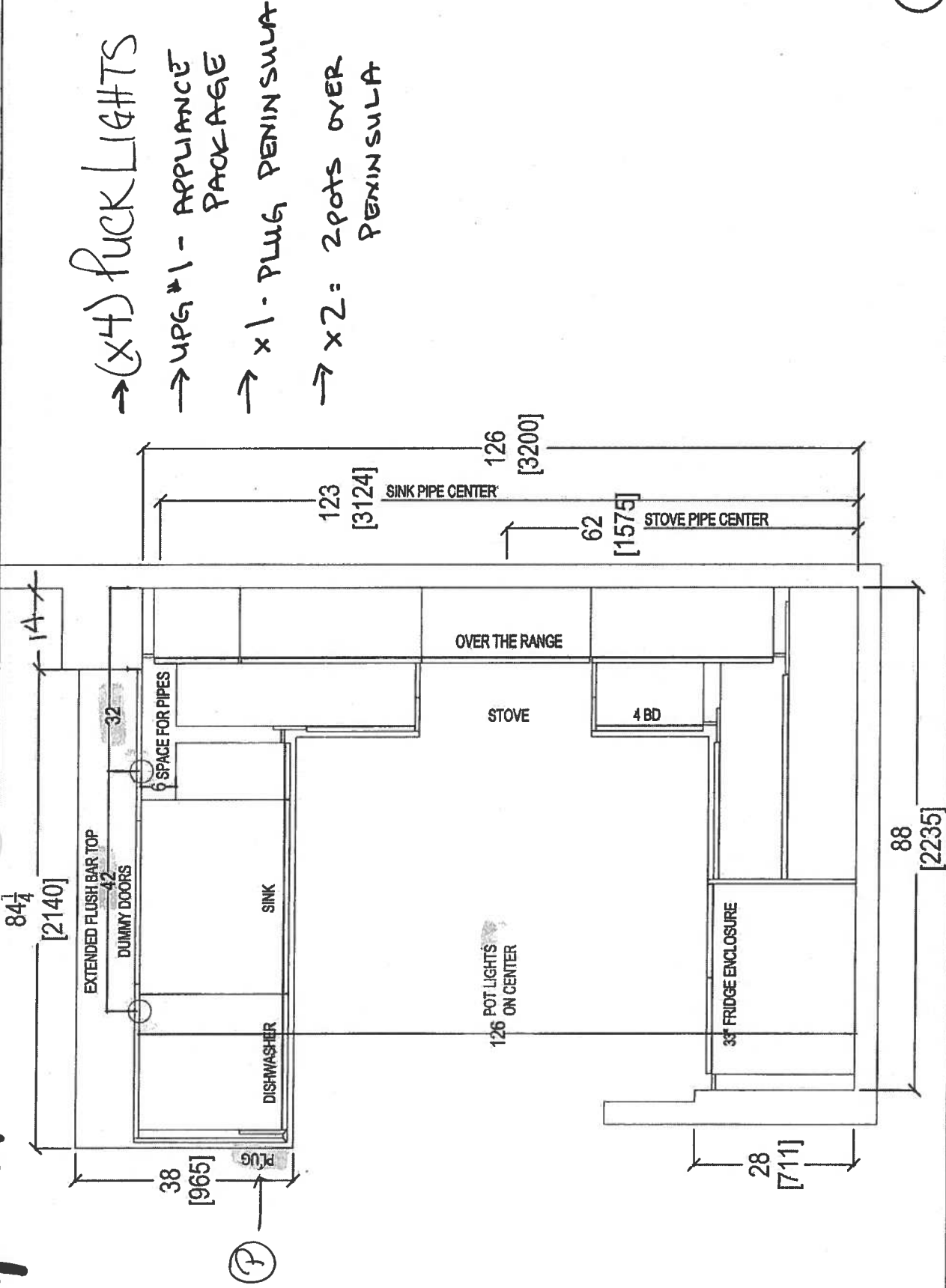
Paint Throughout	Trim
Walls	
<input checked="" type="checkbox"/> STANDARD - BIRCH WHITE	<input checked="" type="checkbox"/> STANDARD - WHITE


Page 2 of 3

Decor Consultant: 
Melissa Di Marino

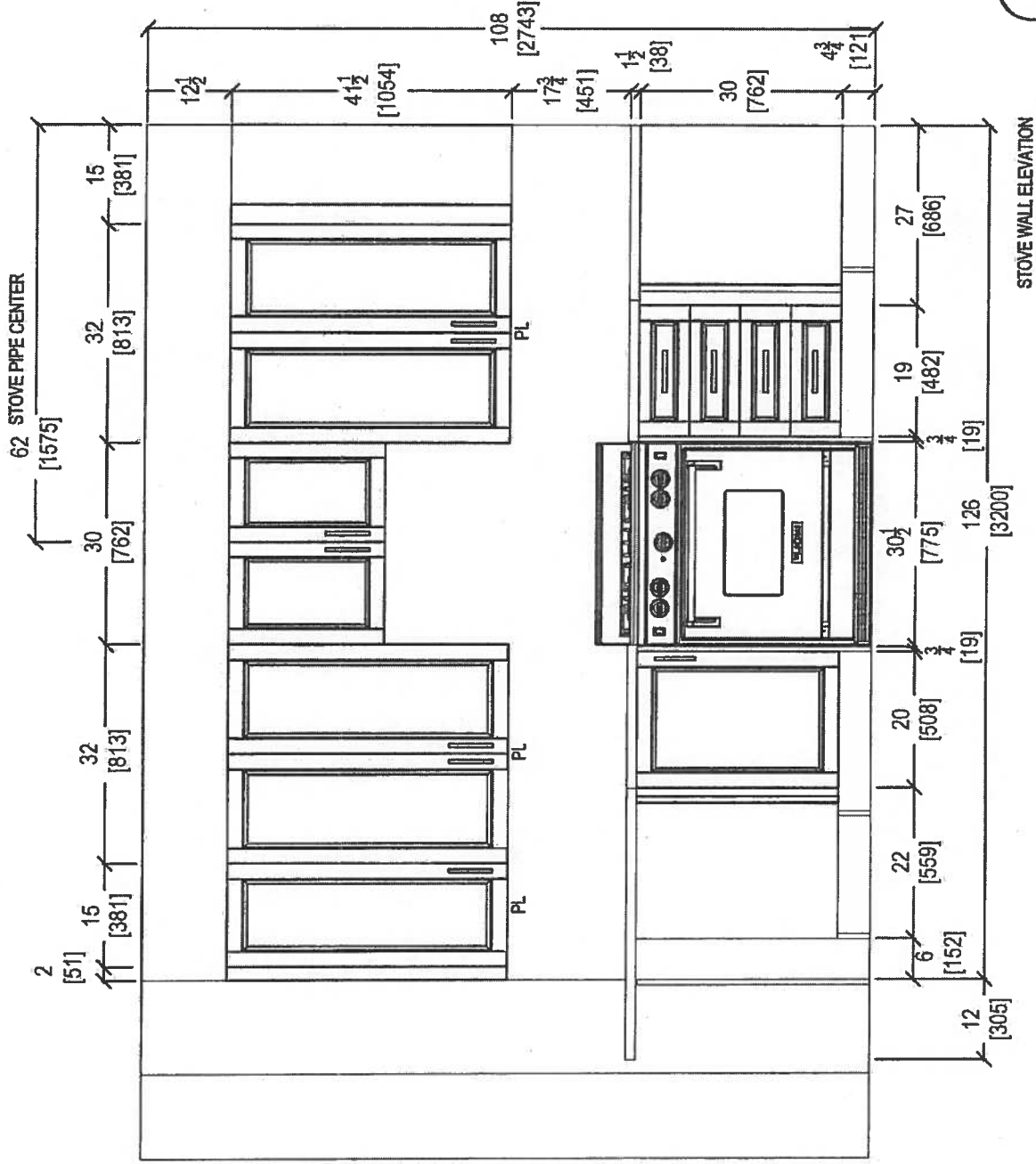
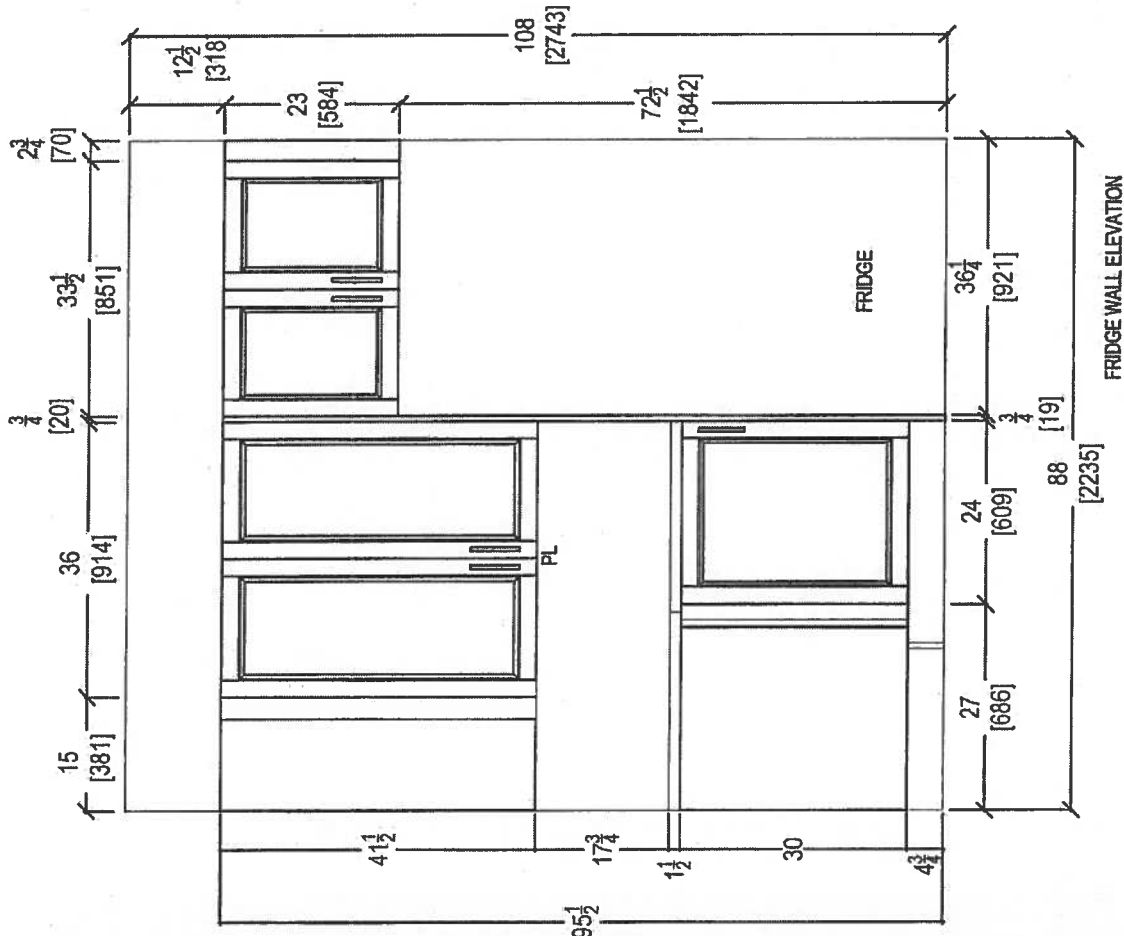
Purchaser: 
THERESA GLYNN

Vendor: 
Hampton Place
Printed Dec 20, 2017 3:51 pm



 <i>your kitchen. your taste.</i> 80 SANTE DRIVE, VAUGHAN, ON L4K 3C4, T: 416-746-1811 F: 905-781-5901	CLIENT: ROYAL PINE HOMES		JOB NAME: UNIT 416 HMP	ROOM: KITCHEN FLOOR PLAN	DRAWN BY: SK	COMMENTS: PLEASE NOTE ALL DIMENSIONS ARE NOT FINAL AND ARE SUBJECT TO CHANGE UPON FINAL SITE MEASURE
	SITE: HAMPTON PLACE	DOOR STYLE: —	DOOR HANDLE: —	SCALE: 1/2" = 1' - 0"		
	PHONE: —	FINISH: —	DRW HANDLE: —	DATE: JAN 25, 2018		
	EMAIL: —	SPECIES: —	TOP: —	PAGE: —		


Site 416 Hampton
 PL-Poc Light (x4)



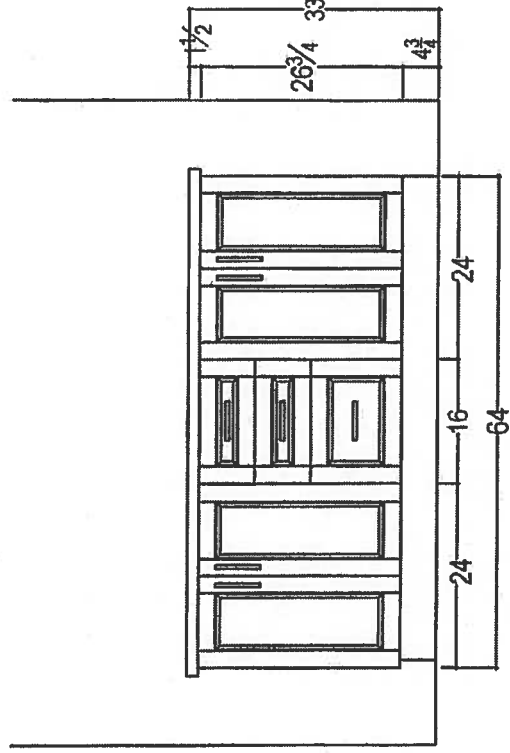
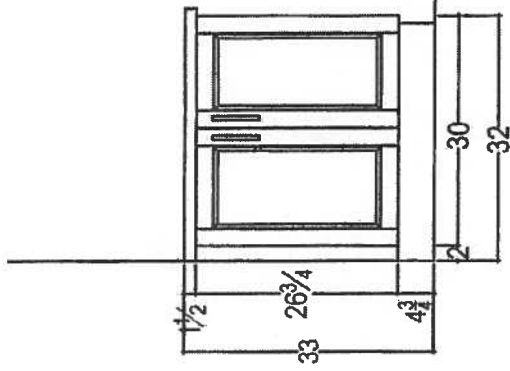
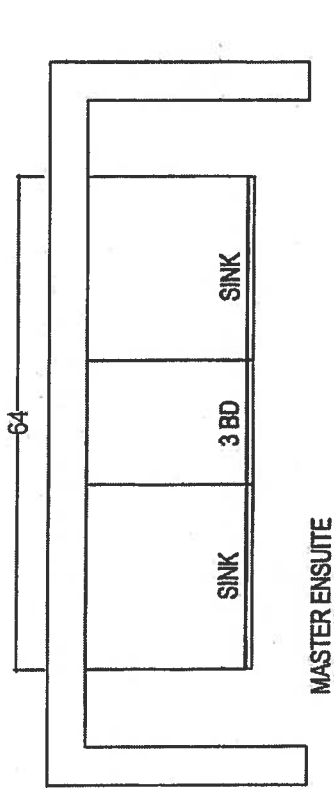
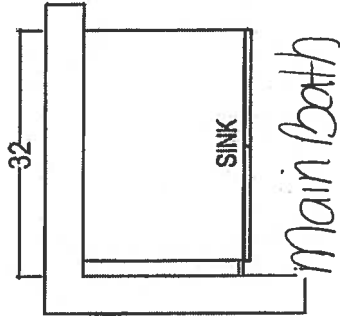
80 SANTE DRIVE, VAUGHAN, ON L4K 3C4,
 T: 416.746.1811 F: 905.761.5901

CLIENT: ROYAL PINE HOMES	JOB NAME: UNIT 416 HMP	ROOM: KITCHEN	DRAWN BY: SK	COMMENTS:
SITE: HAMPTON PLACE	DOOR STYLE: —	DOOR HANDLE: —	SCALE: 1/2" = 1'-0"	PLEASE NOTE ALL DIMENSIONS ARE NOT FINAL AND ARE SUBJECT TO CHANGE UPON FINAL SITE MEASURE
PHONE: —	FINISH: —	DRW HANDLE: —	DATE: JAN 25, 2018	
EMAIL: —	SPECIES: —	TOP: —	PAGE: —	



 <p>your kitchen, your style. 80 SANTE DRIVE, VAUGHAN, ON L4K 3C4, T: 416.746.1811 F: 905.761.5901</p>	CLIENT: ROYAL PINE HOMES	JOB NAME: UNIT 416 HMP	ROOM: KITCHEN	DRAWN BY: SK	<p>PLEASE NOTE ALL DIMENSIONS ARE NOT FINAL AND ARE SUBJECT TO CHANGE UPON FINAL SITE MEASURE</p>
	SITE: HAMPTON PLACE	DOOR STYLE: —	DOOR HANDLE: —	SCALE: 1/2" = 1' - 0"	
	PHONE: —	FINISH: —	DRW HANDLE: —	DATE: JAN 25, 2018	
	EMAIL: —	SPECIES: —	TOP: —	PAGE: —	
	COMMENTS:				

Install 3" Splash



80 SANTE DRIVE, VAUGHAN, ON L4K 3C4,
T: 416.746.1811 F: 905.761.5901

CLIENT: ROYAL PINE HOMES	JOB NAME: UNIT 416 HMP	ROOM:	VANITIES	DRAWN BY: SK	COMMENTS: PLEASE NOTE ALL DIMENSIONS ARE NOT FINAL AND ARE SUBJECT TO CHANGE UPON FINAL SITE MEASURE
SITE: HAMPTON PLACE	LOT #:	DOOR HANDLE:	—	SCALE: 1/2" = 1' - 0"	
PHONE: —	FINISH: —	DRW HANDLE:	—	DATE: JAN 25, 2018	
EMAIL: —	SPECIES: —	TOP:	—	PAGE: —	

Suite 41b
Hampton

Upgrade
Package I



WRB322DMBM

Whirlpool®

<http://www.whirlpool.com>

33-inches wide Bottom-Freezer Refrigerator with
SpillGuard™ Glass Shelves - 22 cu. ft

Key Features:

- SpillGuard™ Glass Shelves
- Adaptive Defrost / *Factory Installed Icemaker*
- FreshFlow™ Produce Preserver
- LED Interior Lighting
- ENERGY STAR® Qualified

Product Dimensions:

Height: 70

Width: 32 5/8

Depth: 33 3/8

Electrical Requirements:

15


Additional Information:

[Use And Care Guide](#)

[Dimension Guide](#)

[Energy Guide](#)

[Warranty Certificate](#)



INVESTED
IN
AMERICA



©Registered trademark/TM Trademark of Whirlpool, U.S.A. © 2018 Whirlpool Corporation. All Rights Reserved.
All other trademarks are owned by their respective companies.
Because Whirlpool Corporation policy includes a continuous commitment to improve our products, we reserve
the right to change materials and specifications without notice. We also reserve the right to discontinue or
transition products without notice.
Manufacturer's Suggested Retail Price (MSRP) and Minimum Advertised Price (MAP) provided for reference
purposes only. Dealer alone determines advertised and retail prices.
Created On: Tuesday, March 14, 2017 11:30:08

Suite 416
Hampton

Upgrade
Package I




WEE745H0FS

Whirlpool[®]

<http://www.whirlpool.com>

6.4 Cu. Ft. Slide-In Electric Range with True
Convection



Key Features:

- Frozen Bake™ Technology
- True Convection Cooking
- FlexHeat™ Triple Radiant Element
- Convection Conversion
- AquaLift® Self-Cleaning Technology
- Temperature Sensor
- Rapid Preheat
- 6.4 Cu. Ft. Capacity
- Easy-Wipe Ceramic Glass Cooktop
- Large Oven Window
- Max Capacity Rack
- Hidden Bake Element

Product Dimensions:

Height: 36

Width: 29 7/8

Additional Information:

[Use And Care Guide](#)

[Dimension Guide](#)

[Installation Guide](#)

[Warranty Certificate](#)

INVESTED
IN
AMERICA



®Registered trademark/TM Trademark of Whirlpool, U.S.A. © 2016 Whirlpool Corporation. All Rights Reserved.
All other trademarks are owned by their respective companies.
Because Whirlpool Corporation policy includes a continuous commitment to improve our products, we reserve
the right to change materials and specifications without notice. We also reserve the right to discontinue or
transition products without notice.
Manufacturer's Suggested Retail Price (MSRP) and Minimum Advertised Price (MAP) provided for reference
purposes only. Dealer alone determines advertised and retail prices.
Created On: Friday, January 27, 2017 10:46:47

Suite 416
Hampton

Upgrade
Package 1



YWMH76719CS



<http://www.whirlpool.com>

1.9 cu. ft. Microwave Hood Combination with
meSavor™ Plus True Convection

Key Features:

- TimeSavor™ Plus True Convection Cooking System
- Steam Cooking
- Sensor Cooking
- AccuPop™ Cycle
- CleanRelease® Non-Stick Interior
- SteamClean Option
- Integrated Hidden Vent and Console
- Auto Adapt Fan
- Recessed, Stoppable Glass Turntable
- Universal Microwave Steamer
- 1.9 cu. ft. Capacity
- 1,100 Watts Cooking Power

Product Dimensions:

Height: 17 1/8

Width: 29 15/16

Depth: 18 1/2

Electrical Requirements:

15 or 20. 120 V.

Additional Information:


[Use And Care Guide](#)

[Installation Guide](#)

[Warranty Certificate](#)

Available in:

● Stainless Steel



©Registered trademark/TM Trademark of Whirlpool, U.S.A. © 2013 Whirlpool Corporation All Rights Reserved
All other trademarks are owned by their respective companies.
Because Whirlpool Corporation policy includes a continuous commitment to improve our products, we reserve the right to change materials and specifications without notice. We also reserve the right to discontinue or transition products without notice.
Manufacturer's Suggested Retail Price (MSRP) and Minimum Advertised Price (MAP) provided for reference purposes only. Dealer alone determines advertised and retail prices.
Created On: Monday, March 14, 2016 13:16:48

Suite 416
Hampton

Upgrade
Package 1



WDTA50SAHZ

Whirlpool®

<http://www.whirlpool.com>

Contemporary Design. Stainless Steel Tub
Dishwasher with TotalCoverage Spray Arm

Key Features:

- Sensor Cycle
- TotalCoverage Spray Arm
- 1-Hour Wash Cycle
- Tap Touch Controls

Product Dimensions:

Height: 34 1/2

Width: 23 7/8

Depth: 24 1/2

Additional Information:


[Use And Care](#)

[Dimension Guide](#)

[Installation Guide](#)

[Energy Guide](#)

[Warranty](#)



Available in:

● Black

Fingerprint Resistant Sunset Bronze

Fingerprint Resistant Black Stainless

○ White

● Fingerprint Resistant Stainless Steel

INVESTED
IN
AMERICA



©Registered trademark/TM Trademark of Whirlpool, U.S.A. © 2016 Whirlpool Corporation. All Rights Reserved. All other trademarks are owned by their respective companies.

Because Whirlpool Corporation policy includes a continuous commitment to improve our products, we reserve the right to change materials and specifications without notice. We also reserve the right to discontinue or transition products without notice.

Manufacturer's Suggested Retail Price (MSRP) and Minimum Advertised Price (MAP) provided for reference purposes only. Dealer alone determines advertised and retail prices.

Suite 416
Hampton

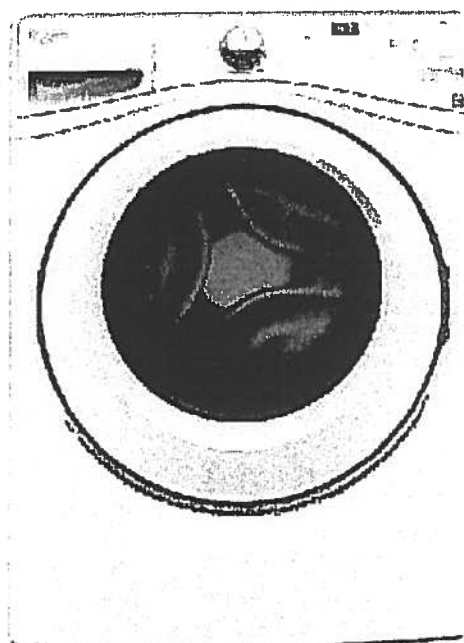
Upgrade
Package 1

WFW75HEFW



<http://www.whirlpool.com>

5 cu. ft. Front Load Washer with Precision
Dispense



Key Features:

- Precision Dispense
- Adaptive Wash Technology
- Smooth Wave Stainless Steel Wash Basket
- 4.5 cu. ft. Capacity
- ENERGY STAR® Qualified

Product Dimensions:

Height: 39 3/4

Width: 27

Depth: 33 5/16

Electrical Requirements:

15 or 20. 120 V.

Additional Information:

[Use And Care Guide](#)

[Dimension Guide](#)

[Installation Guide](#)

[Energy Guide](#)

[Warranty Certificate](#)

INVESTED
IN
AMERICA



©Registered trademark/TM Trademark of Whirlpool, U.S.A. ©2013 Whirlpool Corporation All Rights Reserved.
All other trademarks are owned by their respective companies.
Because Whirlpool Corporation policy includes a continuous commitment to improve our products, we reserve the right to change materials and specifications without notice. We also reserve the right to discontinue or transition products without notice.
Manufacturer's Suggested Retail Price (MSRP) and Minimum Advertised Price (MAP) provided for reference purposes only. Dealer alone determines advertised and retail prices.
Created On: Wednesday, March 23, 2016 11:51:03

Suite 416
Hampton

Upgrade
Package 1



YWED75HEFW

8.5 cu. ft. Duet® High Efficiency Front Load Electric
Dryer with ENERGY STAR®

Whirlpool®

<http://www.whirlpool.com>

MSRP: \$0.00

Key Features:

- Advanced Moisture Sensing System
- Quad Baffles
- Tap Touch Controls with Memory
- EcoBoost™ Option
- Wrinkle Shield™ Plus Option
- Undercounter Installation
- 7.4 Cu. Ft. Capacity
- ENERGY STAR® Qualified

Product Dimensions:

Height: 39

Width: 27


Depth: 31

Additional Information:

[Use And Care](#)

[Installation Guide](#)

[Warranty](#)



Available in:

☐ White

INVESTED
IN
AMERICA

ADA
Compliant

®Registered trademark/TM Trademark of Whirlpool, U.S.A. © 2016 Whirlpool Corporation. All Rights Reserved. All other trademarks are owned by their respective companies.

Because Whirlpool Corporation policy includes a continuous commitment to improve our products, we reserve the right to change materials and specifications without notice. We also reserve the right to discontinue or transition products without notice.

Manufacturer's Suggested Retail Price (MSRP) and Minimum Advertised Price (MAP) provided for reference purposes only. Dealer alone determines advertised and retail prices.

Suite 416
Hampton

Main Bath
Master Ensuite

CALI®

4.8Lpf / 1.28Gpf 1PC 16⁷/₈" HIGH ELONGATED

- ☐ 4710BOU Lined Tank
☐ 4710BOVU Unlined Tank

Product Specs:

- High efficiency toilet
- 4.8Lpf/1.28Gpf
- Elongated bowl with concealed skirted trapway
- Vitreous china
- 16⁷/₈" Plus Height bowl
- Soft white tank lever
- 12" (305mm) Rough-in
- 2" Fully glazed ball pass trapway
- 3" Flapper
- Siphon jet flush action
- Water surface (240mm x 170mm) 9¹/₂" x 6¹/₄"
- Decorative chrome and soft white side caps included
- Smooth close toilet seat included

Overall Dimensions:

392mm (W) x 725mm (D) x 760mm (H)
15¹/₂" (W) x 28¹/₂" (D) x 29³/₄" (H)

Compliance Certifications:

Meets or exceeds the following:

- IAPMO cUPC
- US EPA WaterSense
- ASME A 12.19.2 / CSA B45.1-2013
- ADA Guidelines & ANSI A117.1
- MaP Tested 1000g
- LEED Compliant

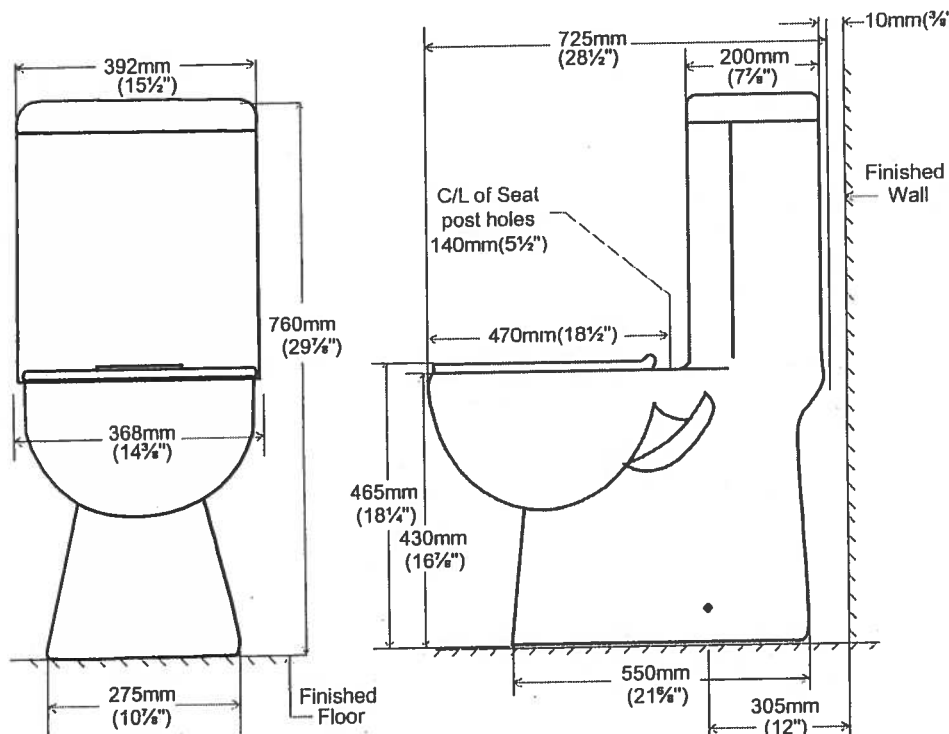
Shipping:

Cube 9.39
GW 92.50lbs



Notes:

This toilet is designed to rough-in at a minimum dimension of 305mm (12") from finished wall to C/L of outlet. Supply line not included with fixture and must be ordered separately. Important: Dimensions of fixtures are nominal and may vary within the range of tolerances established by ASME standard A112.19.2. These measurements are subject to change or cancellation. No responsibility is assumed for use of superseded or voided pages. Products are designed to comply ADA/ANSI A117.1 Standard. It shall be the responsibility of the installer to comply with the local disability codes and standards prior to installing the product.



contrac.

5970 Chedworth Way, Unit A, Mississauga, ON, Canada L5R 3V5
www.contrac.ca

Revised: January 2016

Suite 416
Hampton

Bedroom #2

→ CONDUIT =

CABLE/BELL

© 60"

TV →

← PLUG

← conduit

BLANK
PLATE

PLUG

Countertop Edges
Suite 416
Hampton

JP.

CONNOLLY

Marble & Granite Ltd.

EDGE
DETAILS

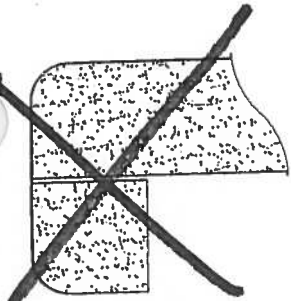
004

A.



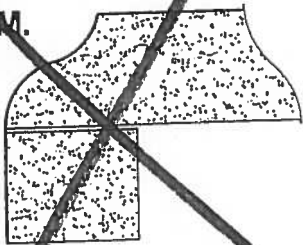
STRAIGHT EDGE
(STANDARD - 3/4")

Standard:
Kitchen
Main Bath
Master Ensuite



DOUBLE TOP "D" EDGE
(STANDARD - 1 1/2")

M.



OGEE - SQUARE EDGE
(MED./HIGH - 1 1/2")

EDGING UP-GRADE OPTIONS



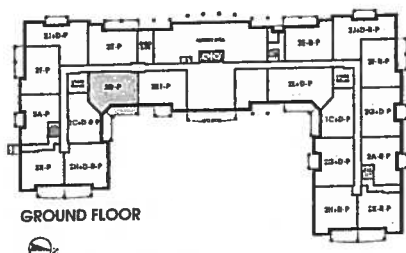
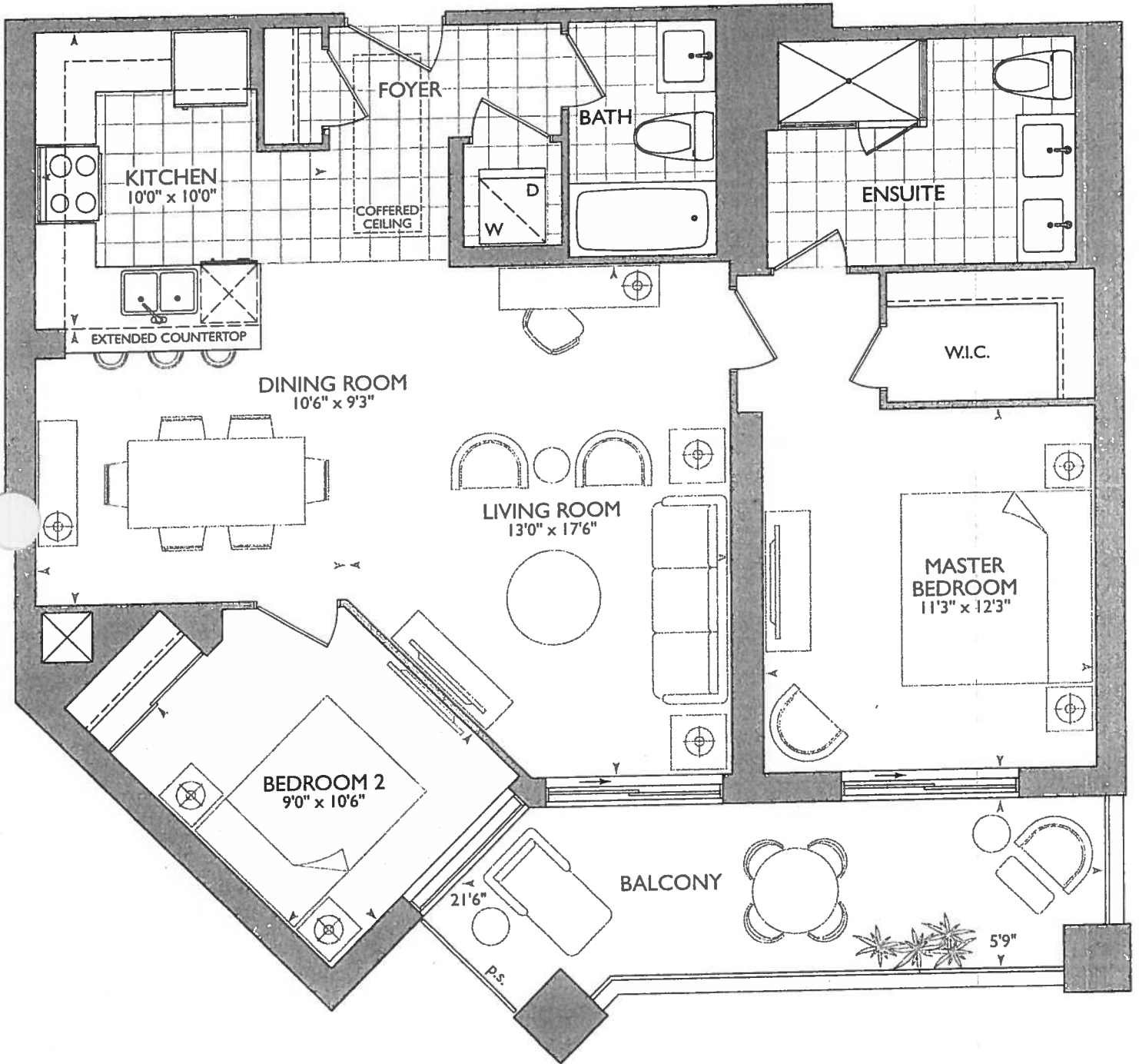
Remsenburg

SUITE 417

ORIGINAL

1,031 SQ FT *plus 124 sq. ft. of balcony area*

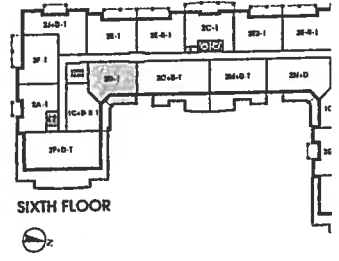
LAYOUT



GROUND FLOOR



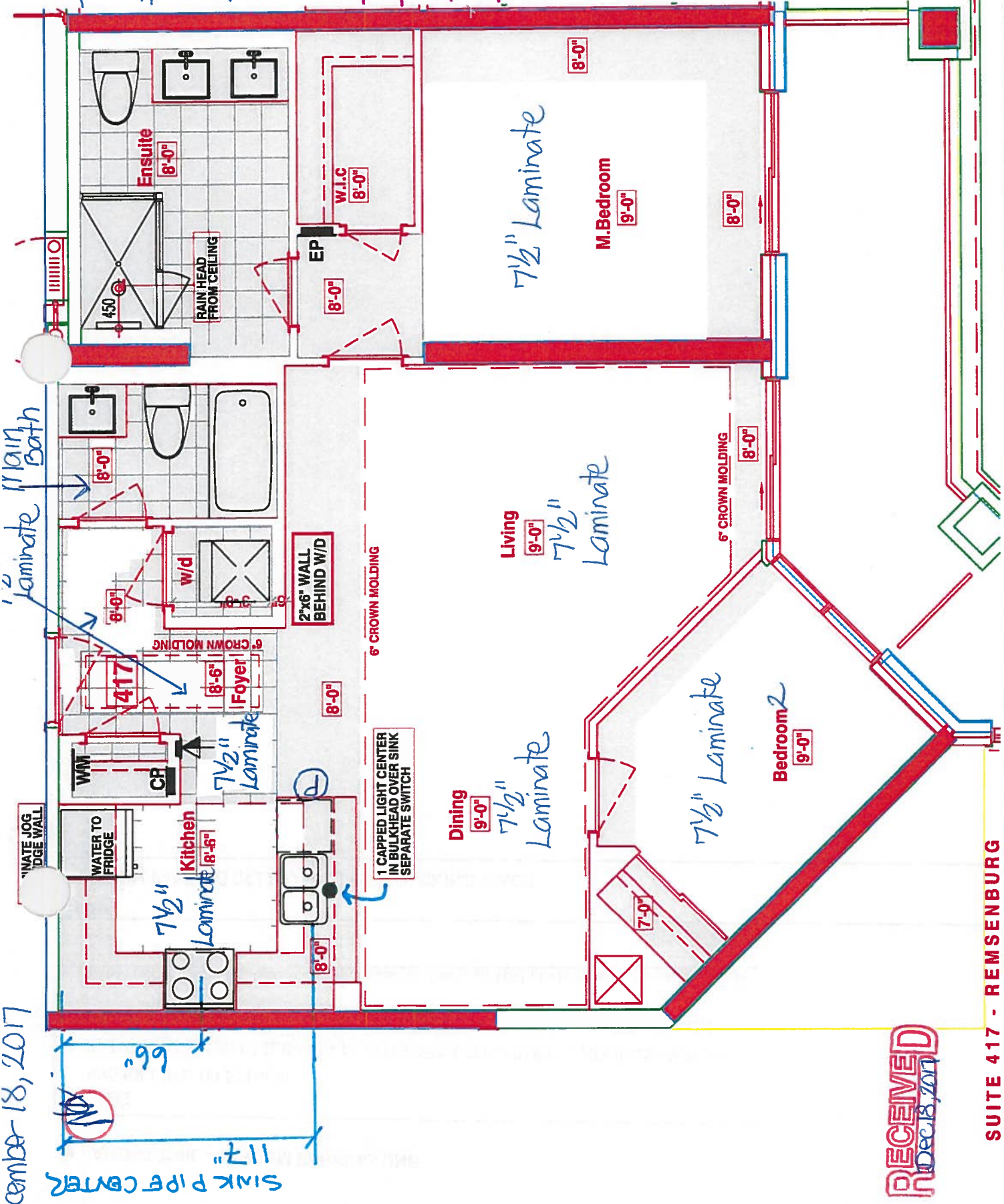
2ND - 5TH FLOOR



SIXTH FLOOR

December 18, 2017

Laminate Main Bath



RECEIVED
Dec 18, 2017

SUITE 417 - REMSENBURG

Royal Pine Homes 25 Baker Hill Blvd - Stouffville, ON Dec 18, 2017



Book
SITE COPY

CONSTRUCTION SUMMARY

Hampton Place

PURCHASER: NARISA ALI

TEL: RES.: 000-000-0000

LOT NUMBER	PHASE	HOUSE TYPE	CLOSING DATE	
417	1	REMSENBURG	15-Oct-18	

Offer Worksheet	ADDITIONAL - TANDEM PARKING UNIT Note:
--------------------	---

Upgrade	PURCHASER TO RECEIVE \$7000 IN UPGRADES (INCLUSIVE OF HST) TO USED AT THE DECOR CENTRE Note:
---------	--

Offer Upgrade	TANDEM PARKING IN LIEU OF SINGLE PARKING SPACE **CORRECTION FROM ORIGINAL DEAL VIA AMMENDMENT DATE MAY 15, 2016 Note:
------------------	--

Offer Upgrade	WATER LINE TO FRIDGE Note:
------------------	-------------------------------

Offer Upgrade	RAINHEAD FROM CEILING IN MASTER ENSUITE, FROM VENDORS SAMPLES Note:
------------------	--

Offer Upgrade	EXTRA CEILING CAPPED LIGHT CENTERED ABOVE SINK , AS PER SKETCH Note:
------------------	---





Book
SITE COPY

CONSTRUCTION SUMMARY

Hampton Place

PURCHASER: NARISA ALI

TEL: RES.: 000-000-0000

LOT NUMBER	PHASE	HOUSE TYPE	CLOSING DATE
417	1	REMSENBURG	15-Oct-18

Date Added: 18-Dec-17 Invoice Number: 7061

1 - FOYER & KITCHEN - Install Standard Laminate Flooring throughout Foyer and Kitchen in lieu of builders standard porcelain tiles. (See Sketch)

1 - KITCHEN & BATHROOMS - Purchaser has DECLINED All Upgrades offered during decor appointment at the decor centre for kitchen & bathroom cabinetry. Standard Kitchen Layout & Standard Bathroom Vanities to be installed as per standard plan. (See Sketch)
Note:

1 - KITCHEN - CABINETRY HARDWARE - Install Upgrade Hardware - UPGRADE PACKAGE #1 - STYLE # 527-160 - To be installed throughout kitchen cabinetry, where applicable. (See Sketch)
Note:

1 - KITCHEN - Install Standard Granite Countertop - BIANCO ANTICO - To be installed throughout kitchen, where applicable. (does not include granite backsplash) (See Sketch)
Note:

1 - DISCLAIMER - GRANITE COUNTERTOP;
KITCHEN - Due to the many variables that can affect the pattern, colour and/or design and "pitting" of natural products, granite installed will not be identical to the samples displayed.
Note: Every effort is made to provide granite countertops as close as possible but the vendor is not responsible for results which differ from the sample displayed. All countertop surfaces may have seams, and product pattern and shade can change in areas containing seams.

1 - DISCLAIMER - STONE COUNTERTOP;
KITCHEN - Stone slabs vary in size & all seams are visible & the fabricator reserves the right to position the seams as necessary.
Note:

1 - KITCHEN - Kitchen Sink - Install Upgrade Undermount Sink - BLANCO - Quatrus U Super Single Undermount Sink - Model # 401248 (See Attached)
Note:

1 - KITCHEN - Kitchen Faucet - Install Upgrade Faucet - DELTA - MATEO Pull-Down Kitchen Faucet (Single Hole) - Model # 9183-DST - Chrome (See Attached)
Note:

1 - APPLIANCE PACKAGE - Install Upgrade Appliance Package - UPGRADE PACKAGE #1 - To be installed throughout suite, where applicable. (See Sketch)
Note:

1 - MASTER ENSUITE - Install Standard Granite Countertop - SERENATA GRANITE - To be installed throughout Master Ensuite vanity countertop where applicable. (Includes 3" Splash) (See Sketch)
Note:

1 - CLARIFICATION;
MAIN BATH & MASTER ENSUITE - Install Standard 3" Splash throughout Main Bath and Master Ensuite vanity countertops, where applicable. (See Sketch)
Note:

1 - DISCLAIMER - GRANITE COUNTERTOP;
MASTER ENSUITE - Due to the many variables that can affect the pattern, colour and/or design and "pitting" of natural products, granite installed will not be identical to the samples displayed
Note: Every effort is made to provide granite countertops as close as possible but the vendor is not responsible for results which differ from the sample displayed. All countertop surfaces may have seams, and product pattern and shade can change in areas containing seams.

1 - DISCLAIMER - STONE COUNTERTOP;
MAIN BATH & MASTER ENSUITE - Stone slabs vary in size & all seams are visible & the fabricator reserves the right to position the seams as necessary.
Note:



SITE COPY

CONSTRUCTION SUMMARY

Hampton Place

PURCHASER: NARISA ALI

TEL: RES.: 000-000-0000

LOT NUMBER	PHASE	HOUSE TYPE	CLOSING DATE	
417	1	REMSENBURG	15-Oct-18	

Date Added: 18-Dec-17 Invoice Number: 7061

1 - CLARIFICATION;
BATH & MASTER ENSUITE - DELETE Do Not Install / Supply / Credit Purchaser for builders standard ceramic bathroom accessories (toilet
owel bar & soap dish) throughout all bathrooms where applicable.
Note: To Include; Main Bath & Master Ensuite (See Sketch)

1 - CLARIFICATION;
MAIN BATH & MASTER ENSUITE - DELETE Do Not Install / Supply / Credit Purchaser for builders standard Bathroom Mirrors, throughout all
bathrooms, where applicable. To Include; Main Bath and Master Ensuite. (See Sketch)
Note:

1 - CLARIFICATION;
MAIN BATH & MASTER ENSUITE - Install Standard Plumbing Fixtures throughout Main Bath and Master Ensuite, where applicable. (See Sketch)
Note:

1 - CLARIFICATION - REFER TO APAS;
MASTER ENSUITE - Install Rain Shower Head from Ceiling at Master Ensuite Shower Stall - DELTA - Shower Trim and Hansgrohe Slide Bar with
Handheld and Ceiling Mount Showerhead
Note: Model # R10000 / T13020-CDN/27454002 / 277440 / RP52382 / RP46870 / RP6025 / R11000 / T11800 - Chrome (See Sketch)

1 - CLARIFICATION;
MASTER ENSUITE - Purchaser accepts & acknowledges the standard frameless glass enclosure at master ensuite shower stall will NOT touch the
ceiling and will receive a Standard Chrome Header. (See Sketch)
Note:

1 - BONUS PACKAGE - PURCHASER HAS APPLIED \$7,000.00 (Includes Taxes) WORTH OF UPGRADE PROMOTIONAL PACKAGE
RDS THE PURCHASE OF UPGRADES COMPLETED AT THE DECOR CENTRE.

1 - PURCHASER HAS ATTENDED A COLOR APPOINTMENT AT THE DECOR CENTRE AND HAS DECLINED ANY ADDITIONAL
UPGRADES. Purchaser accepts and acknowledges that there will be no further changes/additions/deletions to be made upon signing on December
18,2017
Note:


1 - PURCHASER AWARE AND ACCEPTS THAT ANY CHANGES MADE TO UPGRADES AFTER SIGNING THIS PURCHASERS EXTRA
FORM ARE SUBJECT TO A MINIMUM ADMINISTRATION FEE OF \$1,000 PLUS A 10% HOLDBACK FEE.
Note:

This Document is Extremely Time Sensitive - Printed 1 Mar 18 at 14:03





INTERIOR COLOUR SCHEME

	Purchaser	Decor Consultant	Model Type	Telephone Res. / Bus	Project	Closing Date	Unit
	NARISAALI	Melissa Di Marino	REMSENBURG	(000) 000-0000 /	Hampton Place	15/10/2018	417

	Flooring		Wall Tile		
	Description	Main	Accent/Insert	Pattern	
✓ MASTER ENSUITE	13x13 RUSTIC GREY (STD)	13x10 NATURALE GRIGIO (STD)	NONE	NONE	
✓ MAIN BATHROOM	13x13 RUSTIC GREY (STD)	13x10 NATURALE GRIGIO (STD)	NONE	NONE	
POWDER ROOM	N/A	N/A	N/A	N/A	
KITCHEN / DINETTE	7 1.2" TorleysForest-NorthernCordillera 9687P(UPG)	12x12 TwilightMocha GlassMosaics (STD)	NONE	NONE	
✓ HALLWAY	7 1.2" TorleysForest-NorthernCordillera 9687P(UPG)	N/A	N/A	N/A	
✓ LAUNDRY	8x8 BEHRAM PINK (STD)	N/A	N/A	N/A	

[illegible]

Page 1 of 3

Consultant: MD Melrose Di Mexico

Purchaser: NARISA ALLI

Vendor: Hemmati Group

ot: 417 Project: Hampton Place Model: REMSENBURG

Printed Dec 18, 2017 3:40 pm



* INTERIOR CLOUR SCHEME *

Purchaser NARISAALI	Decor Consultant Melissa Di Marino	Model Type REMSENBURG	Telephone Res. / Bus (000) 000-0000 /	Project Hampton Place	Closing Date 15/10/2018	Unit 417
------------------------	---------------------------------------	--------------------------	--	--------------------------	----------------------------	-------------

Page 2 of 3

CABINETRY, VANITIES AND COUNTERTOPS

	Style	Countertop	Counter Edge	Handle / Knob
MAIN BATHROOM	CATEGORY 2 - MAPLE - PISTACHIO QT 2503 (STD)	<input checked="" type="checkbox"/> ASPEN TERRA WHITE (STD)	<input checked="" type="checkbox"/> A " EDGE (STD)	<input type="checkbox"/> 3487-128
MASTER ENSUITE	CATEGORY 2 - MAPLE - PISTACHIO QT 2503 (STD)	<input checked="" type="checkbox"/> SERENATA GRANITE (STD)	<input checked="" type="checkbox"/> A " EDGE (STD)	<input checked="" type="checkbox"/> 3487-128
POWDER ROOM	N/A	N/A	N/A	N/A
KITCHEN / DINETTE	CATEGORY 2 - LP LAMINATE - SKYE QT 1022 (STD)	<input checked="" type="checkbox"/> BIANCO ANTICO GRANITE (STD)	<input checked="" type="checkbox"/> A " EDGE (STD)	<input type="checkbox"/> 527-160(Upg)
LAUNDRY ROOM	N/A	N/A	N/A	N/A

APPLIANCE PACKAGE
Upgrade
Package #1

Std 31in Opening

PLUMBING FIXTURES

KITCHEN	
Sink Model	<input checked="" type="checkbox"/> UPG - Bianco Quattrus #401248
Sink Faucet	<input checked="" type="checkbox"/> UPG - Delta Mateo #9183-DST-Chrome
TOILETS	
Master Ensuite	<input checked="" type="checkbox"/> STANDARD
Main Bathroom	<input checked="" type="checkbox"/> STANDARD
Powder Room	N/A
VANITY FAUCETS	
Master Ensuite	<input checked="" type="checkbox"/> STANDARD
Main Bathroom	<input checked="" type="checkbox"/> STANDARD
Powder Room	N/A
VANITY SINKS	
Master Ensuite	<input checked="" type="checkbox"/> STANDARD
Main Bathroom	<input checked="" type="checkbox"/> STANDARD
Powder Room	N/A
SHOWER STALL / TUBS	
Master Ensuite Shower Stall	<input checked="" type="checkbox"/> STANDARD
Master Ensuite Tub	N/A
Main Bathroom Tub	<input checked="" type="checkbox"/> STANDARD

Trim

Baseboard & Casing	<input checked="" type="checkbox"/> STANDARD
Interior Doors	<input checked="" type="checkbox"/> STANDARD - CARRARA SMOOTH

Levers

Door Height

<input checked="" type="checkbox"/> STANDARD
<input checked="" type="checkbox"/> STANDARD

Cornice Moulding / Medallion

Foyer	<input checked="" type="checkbox"/> STANDARD - #CTR-611
Living Room	<input checked="" type="checkbox"/> STANDARD - #CTR-611
Dining Room	<input checked="" type="checkbox"/> STANDARD - #CTR-611
Den	N/A
Master Bedroom	NONE
Bedroom 2	NONE
Bedroom 3	N/A

Fireplace

Fireplace	N/A
Location Flooring	N/A
Style	N/A
Finish	N/A
Marble	N/A
Hearth	N/A

MISC. INSTALLATIONS

Ceramic Accessories
(installed by Vendor)
☒ Yes ☒ No

Bathroom Mirrors
(installed by Vendor)
☒ Yes ☒ No

Wire Shelving - Closet
(installed by Vendor)
☒ Yes ☐ No

Paint Throughout

Walls

☒ STANDARD - BIRCH WHITE

Trim

☒ STANDARD - WHITE

Page 2 of 3

Decor Consultant:

Melissa Di Marino

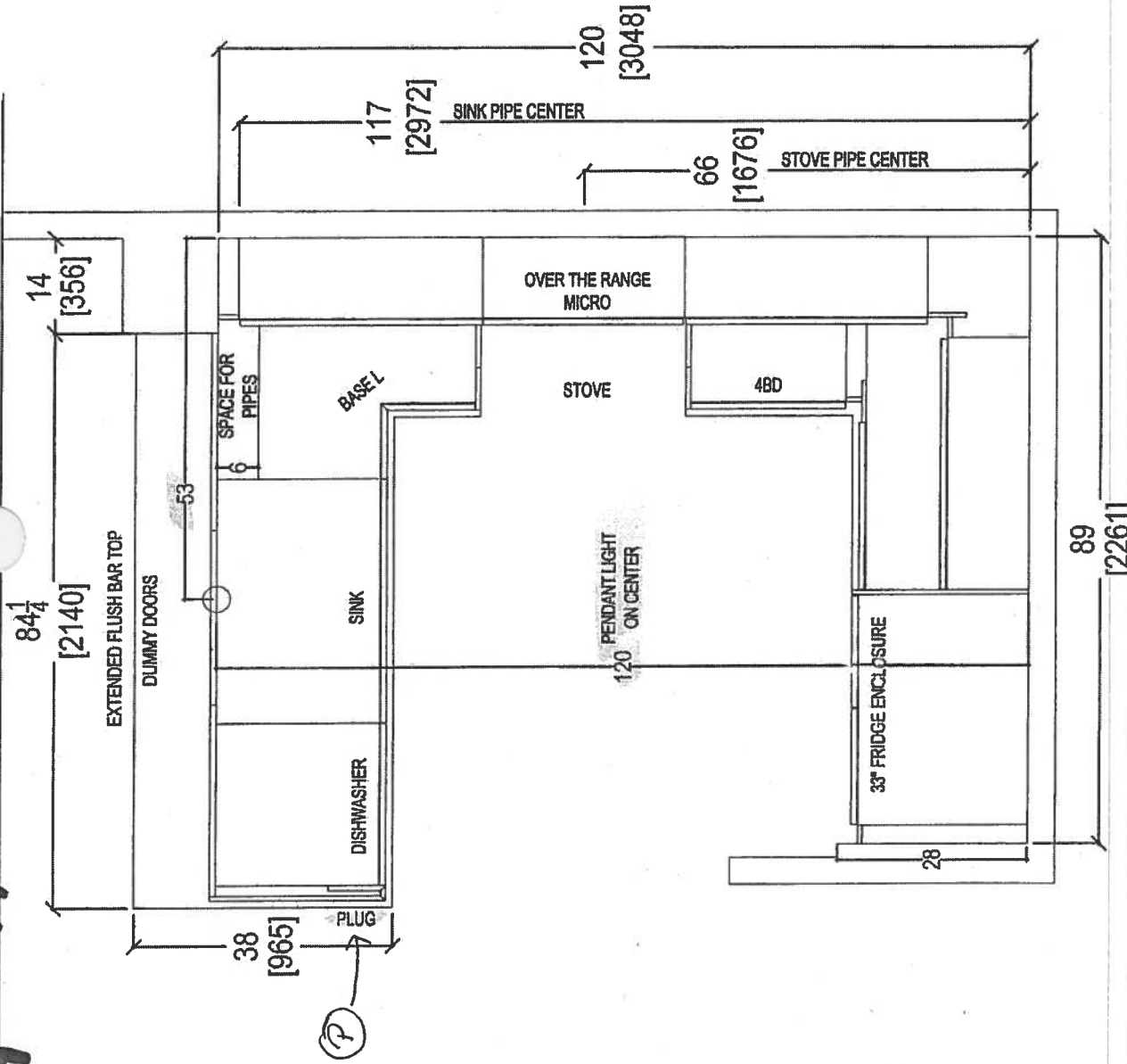
Purchaser:


NARISA ALI

Vendor:

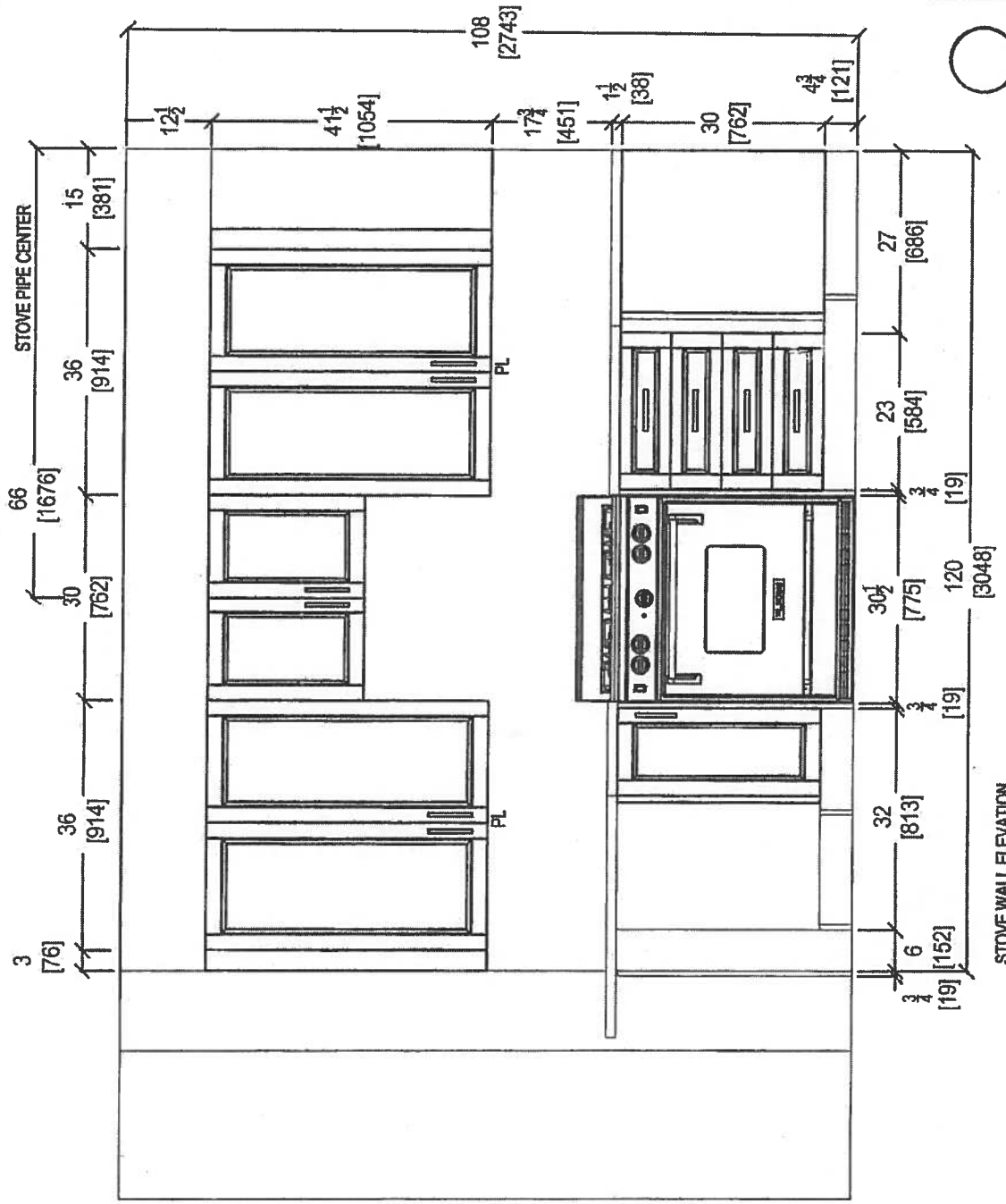
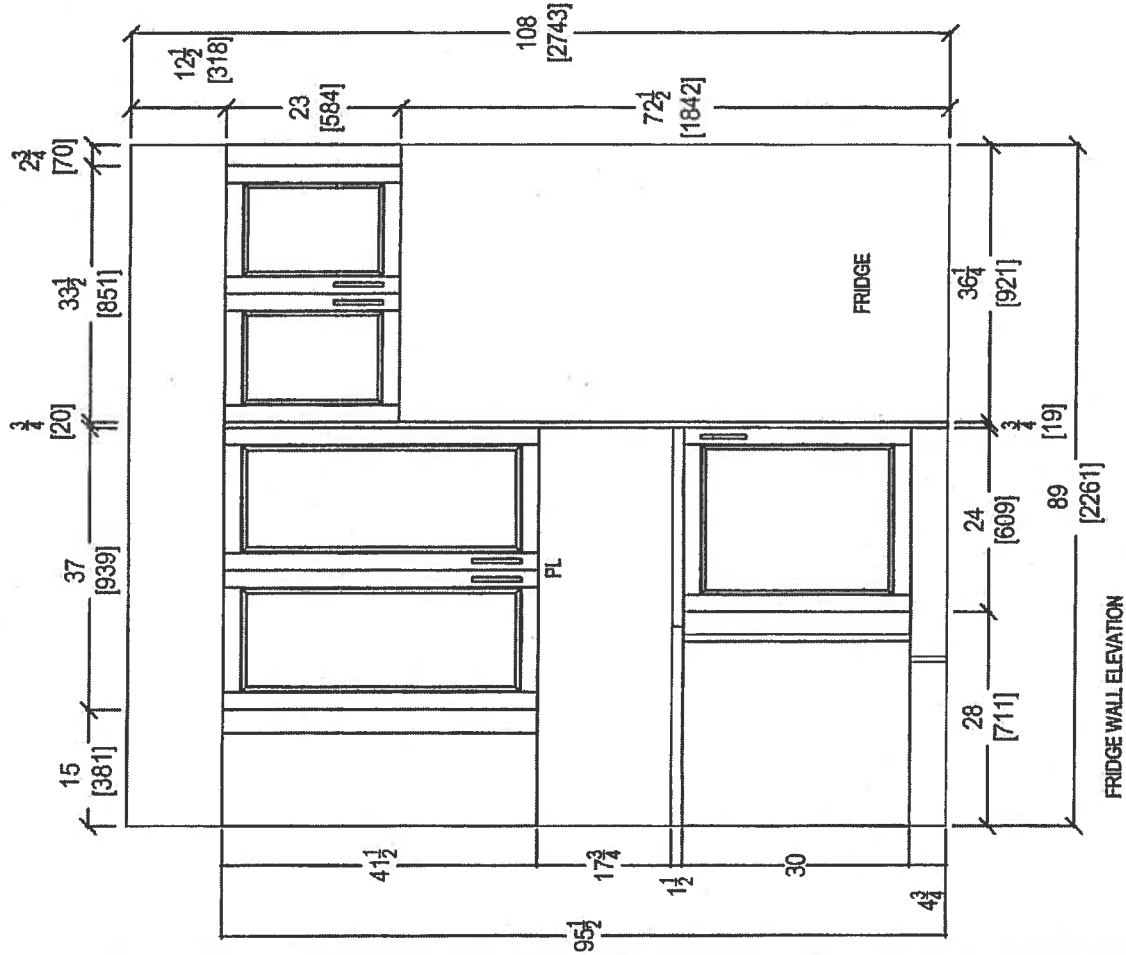
Hampton Place

- UPG #1- APPLIANCE PACKAGE
- X3= PUCK LIGHTS
- X1= CAPPED LIGHT OVER PENINSULA
- X1- PLUG PENINSULA.



<div>  <p>your kitchen, your taste. 80 SANTE DRIVE, VAUGHAN, ON L4K 3C4, T: 416.746.1811 F: 905.761.5901</p> </div>	CLIENT: ROYAL PINE HOMES	JOB NAME: UNIT 417 HMP	ROOM:	KITCHEN FLOOR PLAN	DRAWN BY: SK	COMMENTS: PLEASE NOTE ALL DIMENSIONS ARE NOT FINAL AND ARE SUBJECT TO CHANGE UPON FINAL SITE MEASURE
	SITE: HAMPTON PLACE	DOOR STYLE: —	DOOR HANDLE: —		SCALE: 1/2" = 1' - 0"	
	PHONE: —	FINISH: —	DRW HANDLE: —		DATE: JAN 25, 2018	
	EMAIL: —	SPECIES: —	TOP: —		PAGE: —	

Suite 417 Hampton PL-Puc Light (x3)

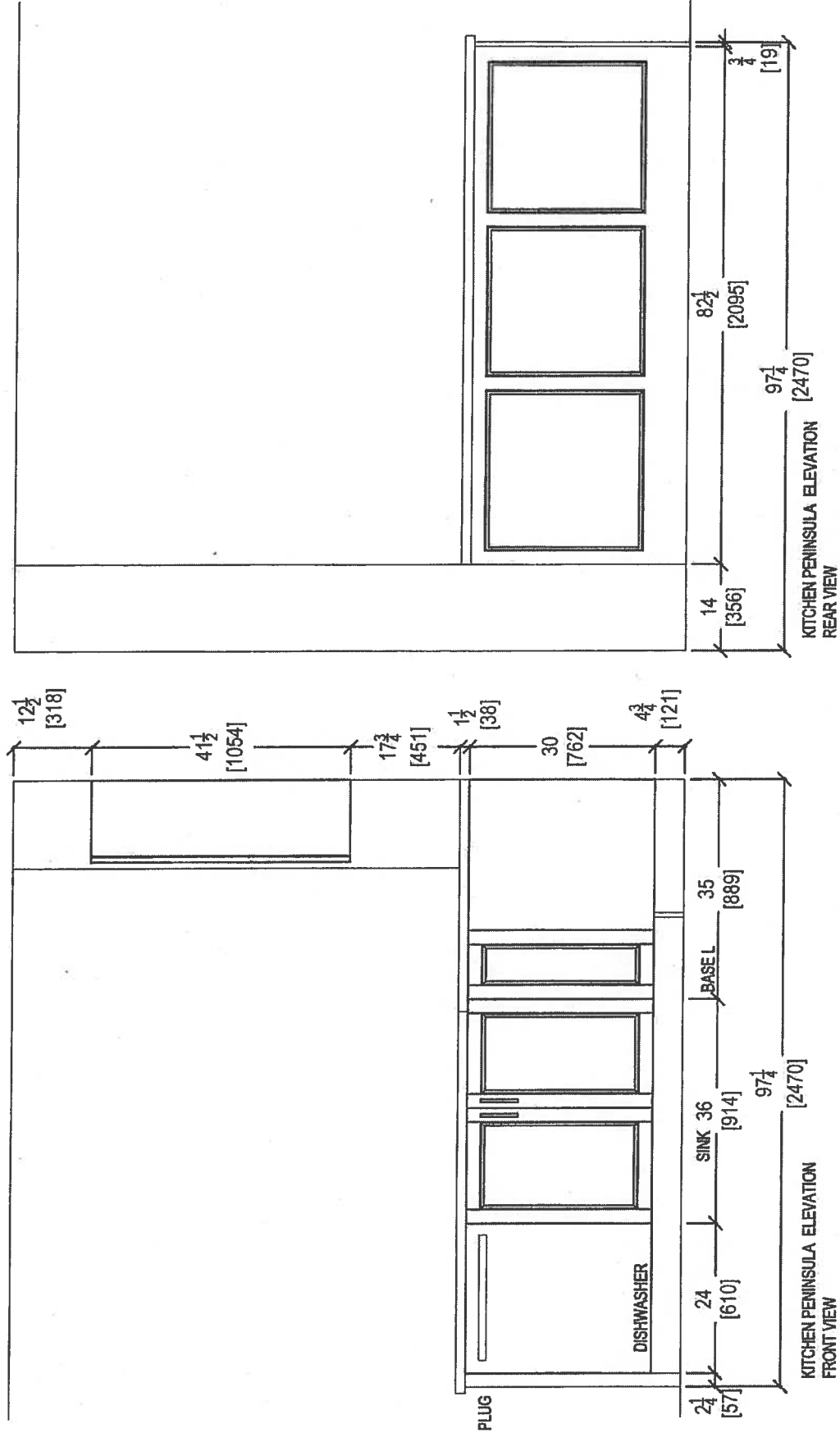


CLIENT: ROYAL PINE HOMES		JOB NAME: UNIT 417 HMP	ROOM: KITCHEN	DRAWN BY: SK	COMMENTS: PLEASE NOTE ALL DIMENSIONS ARE NOT FINAL AND ARE SUBJECT TO CHANGE UPON FINAL SITE MEASURE
SITE: HAMPTON PLACE	DOOR STYLE: —	DOOR HANDLE: —	SCALE: 1/2" = 1' - 0"		
PHONE: —	FINISH: —	DRW HANDLE: —	DATE: JAN 25, 2018		
EMAIL: —	SPECIES: —	TOP: —	PAGE: —		



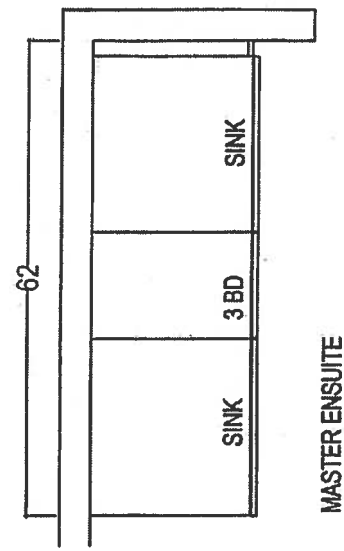
80 SANTE DRIVE, VAUGHAN, ON L4K 3C4,
T: 416.746.1811 F: 905.761.5901

Suite 417 Hampton

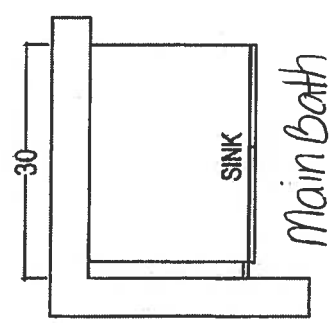


CLIENT: ROYAL PINE HOMES	JOB NAME: UNIT 417 HMP	ROOM: KITCHEN	DRAWN BY: SK	COMMENTS: PLEASE NOTE ALL DIMENSIONS ARE NOT FINAL AND ARE SUBJECT TO CHANGE UPON FINAL SITE MEASURE
SITE: HAMPTON PLACE	DOOR STYLE: —	DOOR HANDLE: —	SCALE: 1/2" = 1' - 0"	
PHONE: —	FINISH: —	DRW HANDLE: —	DATE: JAN 25, 2018	
EMAIL: —	SPECIES: —	TOP: —	PAGE: —	

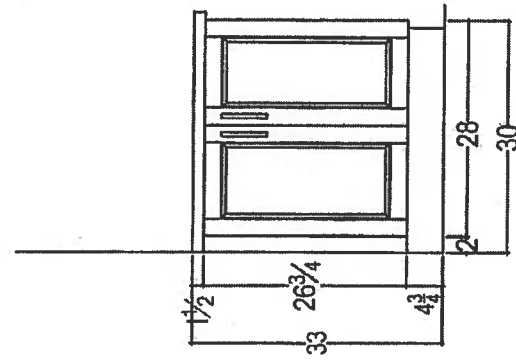
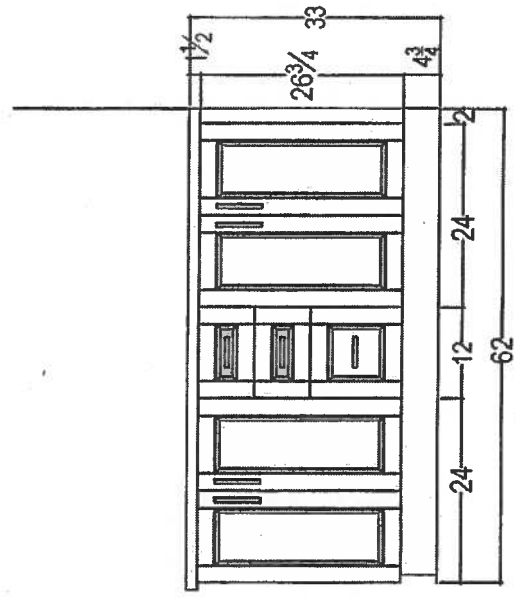
Install 3" Splash



MASTER ENSUITE



Main Bath



80 SANTE DRIVE VAUGHAN, ON L4K 3C4,
T: 416.748.1811 F: 905.781.5901

CLIENT: ROYAL PINE HOMES		JOB NAME: UNIT 417 HMP	ROOM:	DRAWN BY: SK		COMMENTS: PLEASE NOTE ALL DIMENSIONS ARE NOT FINAL AND ARE SUBJECT TO CHANGE UPON FINAL SITE MEASURE
SITE: HAMPTON PLACE	DOOR STYLE: —		DOOR HANDLE: —	SCALE: 1/2" = 1' - 0"		
PHONE: —	FINISH: —		DRW HANDLE: —	DATE: JAN 25, 2018		
EMAIL: —	SPECIES: —		TOP: —	PAGE: —		

Suite 417
Hampton

Upgrade
Package I

WRB322DMBM

NSA

Whirlpool®

33-inches wide Bottom-Freezer Refrigerator with
SpillGuard™ Glass Shelves - 22 cu. ft

<http://www.whirlpool.com>

Key Features:

- SpillGuard™ Glass Shelves
- Adaptive Defrost / *Factory Installed Ice Maker*
- FreshFlow™ Produce Preserver
- LED Interior Lighting
- ENERGY STAR® Qualified

Product Dimensions:

Height: 70

Width: 32 5/8

Depth: 33 3/8

Electrical Requirements:

15


Additional Information:

[Use And Care Guide](#)

[Dimension Guide](#)

[Energy Guide](#)

[Warranty Certificate](#)



INVESTED
IN
AMERICA



©Registered trademark/TM Trademark of Whirlpool, U.S.A. © 2016 Whirlpool Corporation. All Rights Reserved.
All other trademarks are owned by their respective companies.
Because Whirlpool Corporation policy includes a continuous commitment to improve our products, we reserve the right to change materials and specifications without notice. We also reserve the right to discontinue or transition products without notice.
Manufacturer's Suggested Retail Price (MSRP) and Minimum Advertised Price (MAP) provided for reference purposes only. Dealer alone determines advertised and retail prices.
Created On: Tuesday, March 14, 2017 11:30:08

Suite 417
Hampton

Upgrade
Package 1



WEE745H0FS

Whirlpool®

6.4 Cu. Ft. Slide-In Electric Range with True
Convection

<http://www.whirlpool.com>



Key Features:

- Frozen Bake™ Technology
- True Convection Cooking
- FlexHeat™ Triple Radiant Element
- Convection Conversion
- AquaLift® Self-Cleaning Technology
- Temperature Sensor
- Rapid Preheat
- 6.4 Cu. Ft. Capacity
- Easy-Wipe Ceramic Glass Cooktop
- Large Oven Window
- Max Capacity Rack
- Hidden Bake Element

Product Dimensions:

Height: 36

Width: 29 7/8

Additional Information:

[Use And Care Guide](#)

[Dimension Guide](#)

[Installation Guide](#)

[Warranty Certificate](#)

INVESTED
IN
AMERICA



©Registered trademark/TM Trademark of Whirlpool, U.S.A. © 2016 Whirlpool Corporation. All Rights Reserved.
All other trademarks are owned by their respective companies.
Because Whirlpool Corporation policy includes a continuous commitment to improve our products, we reserve
the right to change materials and specifications without notice. We also reserve the right to discontinue or
transition products without notice.
Manufacturer's Suggested Retail Price (MSRP) and Minimum Advertised Price (MAP) provided for reference
purposes only. Dealer alone determines advertised and retail prices.
Created On: Friday, January 27, 2017 10:48:47

Suite 417
Hampton

Upgrade
Package 1



YWMH76719CS



<http://www.whirlpool.com>

9 cu. ft. Microwave Hood Combination with
TimeSaver™ Plus True Convection

Key Features:

- TimeSaver™ Plus True Convection Cooking System
- Steam Cooking
- Sensor Cooking
- AccuPop™ Cycle
- CleanRelease® Non-Stick Interior
- SteamClean Option
- Integrated Hidden Vent and Console
- Auto Adapt Fan
- Recessed, Stoppable Glass Turntable
- Universal Microwave Steamer
- 1.9 cu. ft. Capacity
- 1,100 Watts Cooking Power

Product Dimensions:

Height: 17 1/8

Width: 29 15/16

Depth: 18 1/2

Electrical Requirements:

15 or 20. 120 V.

Additional Information:


[Use And Care Guide](#)

[Installation Guide](#)

[Warranty Certificate](#)

Available in:

 Stainless Steel



©Registered trademark/TM Trademark of Whirlpool, U S A. © 2013 Whirlpool Corporation All Rights Reserved
All other trademarks are owned by their respective companies.
Because Whirlpool Corporation policy includes a continuous commitment to improve our products, we reserve
the right to change materials and specifications without notice. We also reserve the right to discontinue or
transition products without notice.
Manufacturer's Suggested Retail Price (MSRP) and Minimum Advertised Price (MAP) provided for reference
purposes only. Dealer alone determines advertised and retail prices.
Created On: Monday, March 14, 2016 13:16:48

Suite 417
Hampton

Upgrade
Package 1

WDTA50SAHZ



Whirlpool®

<http://www.whirlpool.com>

Contemporary Design. Stainless Steel Tub
Dishwasher with TotalCoverage Spray Arm

Key Features:

- Sensor Cycle
- TotalCoverage Spray Arm
- 1-Hour Wash Cycle
- Tap Touch Controls

Product Dimensions:

Height: 34 1/2
Width: 23 7/8
Depth: 24 1/2

Additional Information:


[Use And Care](#)

[Dimension Guide](#)

[Installation Guide](#)

[Energy Guide](#)

[Warranty](#)



Available in:

● Black

Fingerprint Resistant Sunset Bronze

Fingerprint Resistant Black Stainless

○ White

Fingerprint Resistant Stainless Steel

INVESTED
IN
AMERICA



©Registered trademark/TM Trademark of Whirlpool, U.S.A. © 2016 Whirlpool Corporation. All Rights Reserved. All other trademarks are owned by their respective companies.

Because Whirlpool Corporation policy includes a continuous commitment to improve our products, we reserve the right to change materials and specifications without notice. We also reserve the right to discontinue or transition products without notice.

Manufacturer's Suggested Retail Price (MSRP) and Minimum Advertised Price (MAP) provided for reference purposes only. Dealer alone determines advertised and retail prices.

Suite 417
Hampton


Upgrade
Package I

WFW75HEFW



<http://www.whirlpool.com>

5 cu. ft. Front Load Washer with Precision
Dispense



Key Features:

- Precision Dispense
- Adaptive Wash Technology
- Smooth Wave Stainless Steel Wash Basket
- 4.5 cu. ft. Capacity
- ENERGY STAR® Qualified

Product Dimensions:

Height: 39 3/4

Width: 27

Depth: 33 5/16

Electrical Requirements:

15 or 20. 120 V.

Additional Information:

[Use And Care Guide](#)

[Dimension Guide](#)

[Installation Guide](#)

[Energy Guide](#)

[Warranty Certificate](#)

INVESTED
IN
AMERICA



©Registered trademark/™ Trademark of Whirlpool, U.S.A. ©2013 Whirlpool Corporation All Rights Reserved.
All other trademarks are owned by their respective companies.
Because Whirlpool Corporation policy includes a continuous commitment to improve our products, we reserve the right to change materials and specifications without notice. We also reserve the right to discontinue or transition products without notice.
Manufacturer's Suggested Retail Price (MSRP) and Minimum Advertised Price (MAP) provided for reference purposes only. Dealer alone determines advertised and retail prices.
Created On: Wednesday, March 23, 2016 11:51:03

Suite 417
Hampton

Upgrade
Package 1




YWED75HEFW

Whirlpool®

<http://www.whirlpool.com>

5 cu. ft. Duet® High Efficiency Front Load Electric
Dryer with ENERGY STAR®

MSRP: \$0.00



Key Features:

- Advanced Moisture Sensing System
- Quad Baffles
- Tap Touch Controls with Memory
- EcoBoost™ Option
- Wrinkle Shield™ Plus Option
- Undercounter Installation
- 7.4 Cu. Ft. Capacity
- ENERGY STAR® Qualified

Product Dimensions:

Height: 39

Width: 27

Depth: 31

Additional Information:

[Use And Care](#)

[Installation Guide](#)

[Warranty](#)

Available in:

☐ White

INVESTED
IN
AMERICA

ADA
Compliant

®Registered trademark/TM Trademark of Whirlpool, U.S.A. © 2016 Whirlpool Corporation All Rights Reserved. All other trademarks are owned by their respective companies.

Because Whirlpool Corporation policy includes a continuous commitment to improve our products, we reserve the right to change materials and specifications without notice. We also reserve the right to discontinue or transition products without notice.

Manufacturer's Suggested Retail Price (MSRP) and Minimum Advertised Price (MAP) provided for reference purposes only. Dealer alone determines advertised and retail prices.

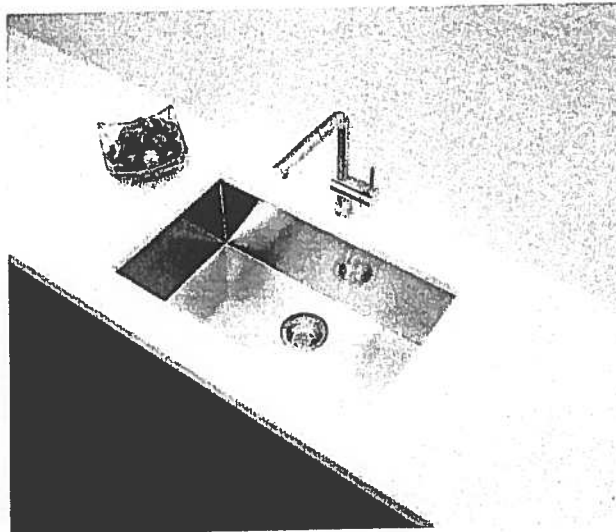
Upgrade Kitchen Sinks




BLANCO

Suite 417
Hampton

Kitchen
Sink



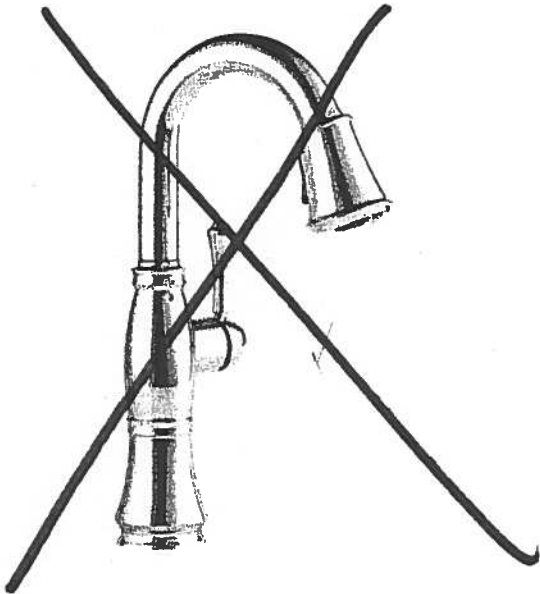
Blanco Quatrus U Super Single
Undermount Sink
#401248



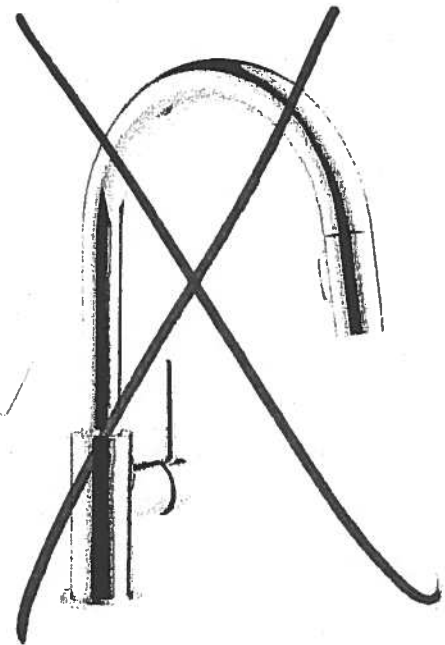
Blanco Quatrus R15 Two Bowl
Undermount Sink
#401519



KITCHEN UPGRADE OPTIONS




Delta Cassidy Pull Down Kitchen
#9997-DST



Delta Trinsic Pull Down Kitchen
#9159-DST

Suite 417
Hampton



Delta Mateo Pull Down Kitchen
#9183-DST


Kitchen
Faucet

RECEIVED
APR 14 2011

• Standard •

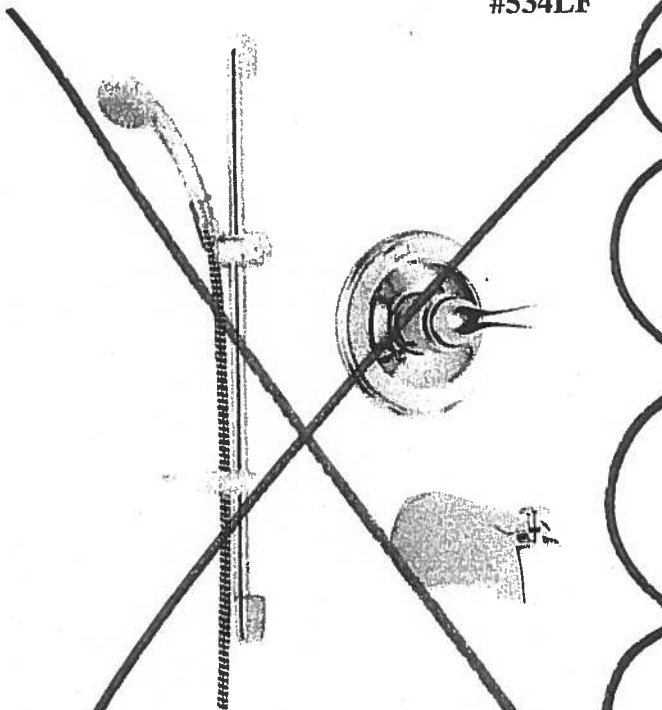


Suite 417
Hampton



Delta Wynne Chrome Single Lever
Lavatory Faucet With Pop Up
#534LF

Master Ensuite
Shower Stall



Delta Shower Trim with Tub Spout and
Hansgrohe Slide Bar with Handheld
#R10000/T13020-CDN/2001-TP/27454002/
27744000



Delta Shower Trim
Hansgrohe Slide Bar with Handheld and
Ceiling Mount Showerhead
#R10000/T13020-CDN/27454002/
27744000/RP52382/RP46870/RP6025/
R11000/T11800

Countertop Edges
Suite 417
Hampton



Dec. 18, 2017

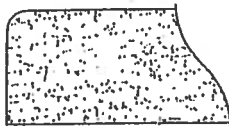
CONNOLLY

Marble & Granite Ltd.

**EDGE
DETAILS**

004

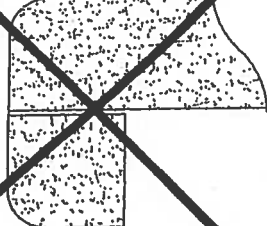
A.



STRAIGHT EDGE
(STANDARD - 3/4")

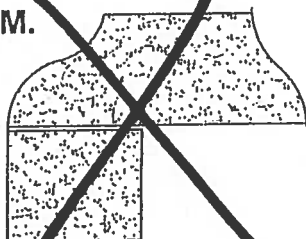
Standard:
Kitchen
Main Bath
Master Ensuite

~~I.~~




~~DOUBLE TOP "D" EDGE
(STANDARD - 1 1/2")~~

~~M.~~



~~OGEER - SQUARE EDGE
(MED./HIGH - 1 1/2")~~

EDGING UP-GRADE OPTIONS

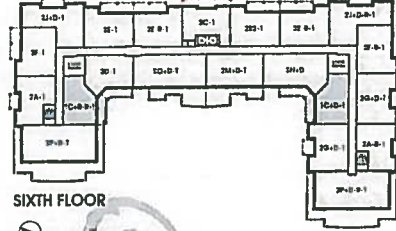
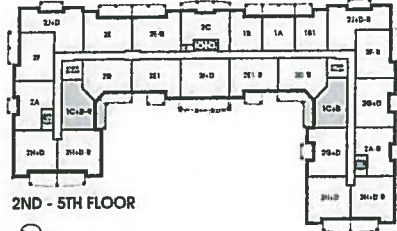
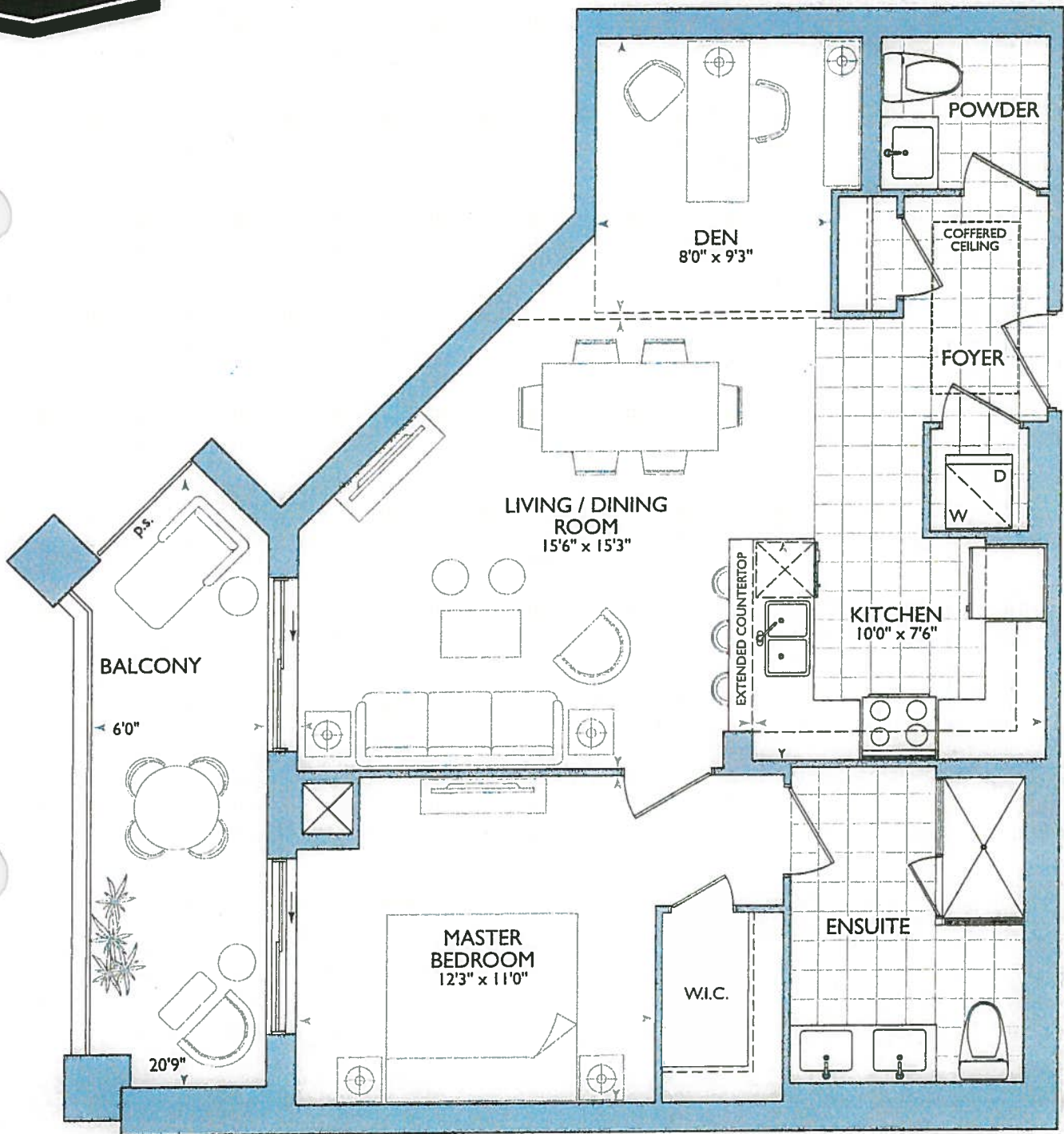


Sag Harbor

ORIGINAL Suite

Suite #418

878 SQ FT *plus 119 sq. ft. of balcony area*



13

SAG HARBOUR: 418

- MOVE FRONT DOOR (FOR 6" WALL BEHIND WASHER/ DRYER)








SEMINAR

-
- Diagram of a room layout. A dashed line represents a wall. To the left of the wall is a red L-shaped area labeled "Electrical closet". To the right of the wall is a green L-shaped area labeled "Lockers".

Lockers

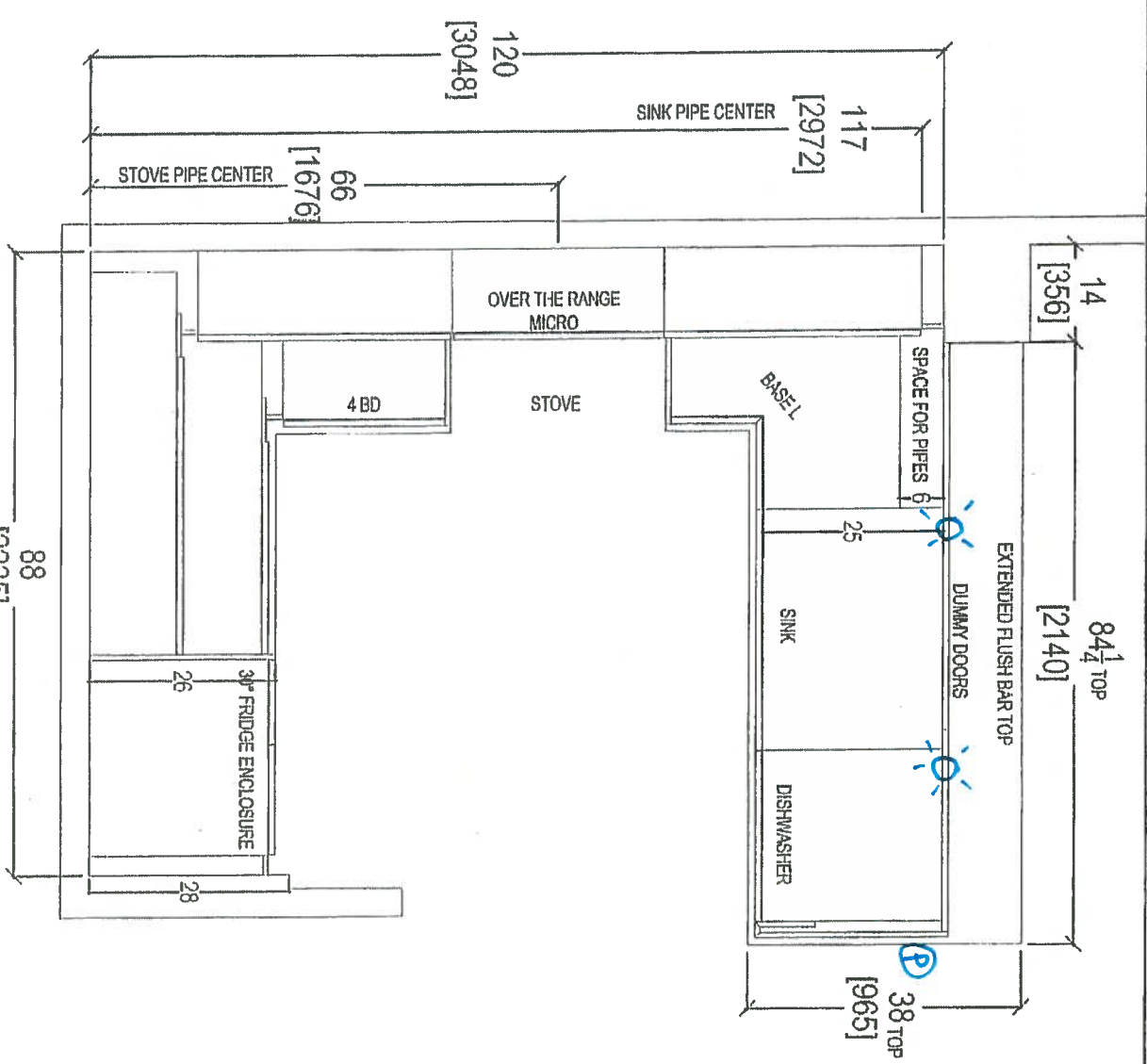
-
- This floor plan shows a 1000 sq ft apartment with the following rooms and features:
- Living/Dining:** 9'-0" wide, featuring a fireplace and a note to "ELIMINATE JOG AT FRIDGE WALL".
 - Kitchen:** 8'-6" wide, containing a refrigerator (F), stove, and sink. A note indicates to "ELIMINATE JOG AT FRIDGE WALL".
 - Bedroom:** 9'-0" x 8'-0", labeled "M. Bedroom".
 - Bathroom:** 8'-0" x 6'-0", labeled "Ensuite", containing a toilet, sink, and shower.
 - Wardrobe:** 8'-0" x 6'-0", labeled "W.C.", located between the bedroom and bathroom.
 - Entrance:** 8'-0" wide, featuring a door and a note to "ELIMINATE JOG AT FRIDGE WALL".
 - Other Features:** A note "(2x) PENDANT LIGHTS" points to the kitchen area. A note "6" WALL BEHIND W/D" is located near the entrance. A note "6" CROWN MOLDING" is located near the bedroom.

LEGEND:

	SECURITY PANEL
	ELECTRICAL PANEL
	COMMUNICATION PANEL
	WATER METER
	FRIDGE
	DROPPED AREA
	6" CROWN MOLDING

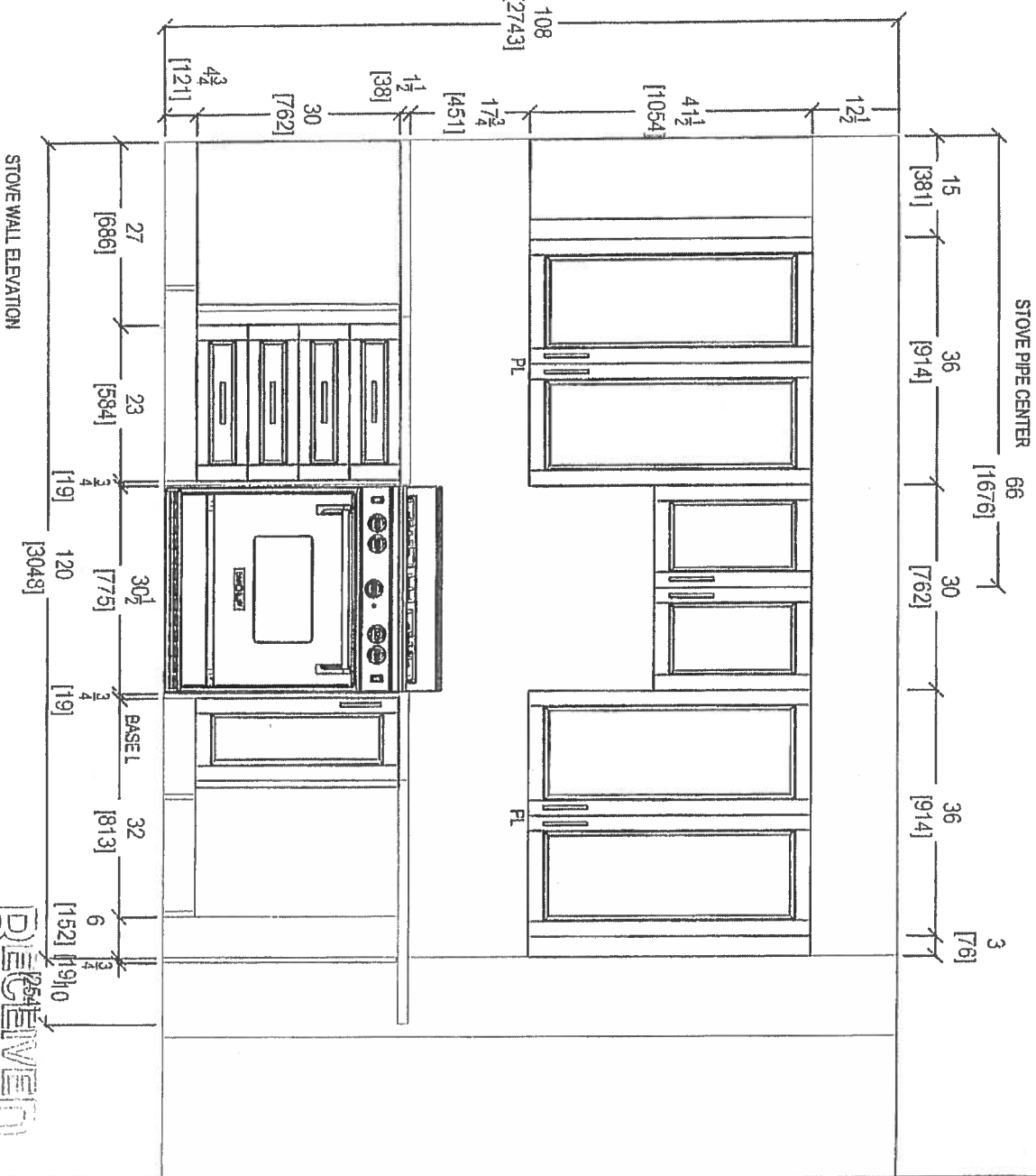
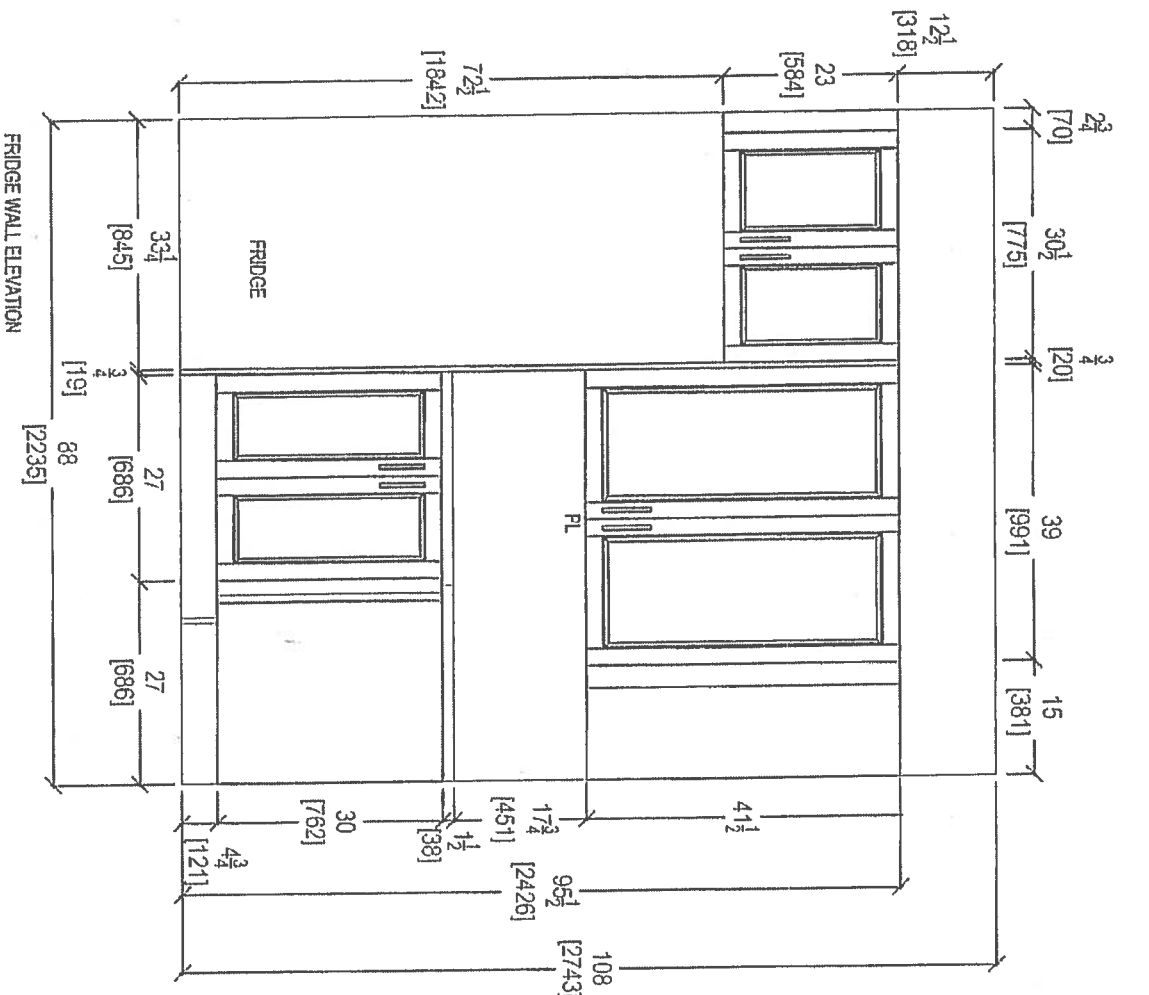
KITCHEN

- STD KITCHEN LAYOUT
- STD APPLIANCE PACKAGE
- (P) = Plug Peninsula
- (2x) = Penant Lights
- (3x) = Puck Lights.



RECEIVED

 your kitchen, our passion 80 SANTE DRIVE, VAUGHAN, ONTARIO L4K 3C4 T: 416.746.1811		CLIENT: ROYAL PINE HOMES		418	
SITE: HAMPTON PLACE		DOOR STYLE: —		ROOM: KITCHEN FLOOR PLAN	
PHONE: —		FINISH: —		DRAWN BY: SK	
EMAIL: —		SPECIES: —		SCALE: 1/2" = 1'-0"	
		TOP: —		DATE: AUG 4, 2017	
				PAGE: —	
COMMENTS: PLEASE NOTE ALL DIMENSIONS ARE NOT FINAL AND ARE SUBJECT TO CHANGE UPON FINAL SITE MEASURE					

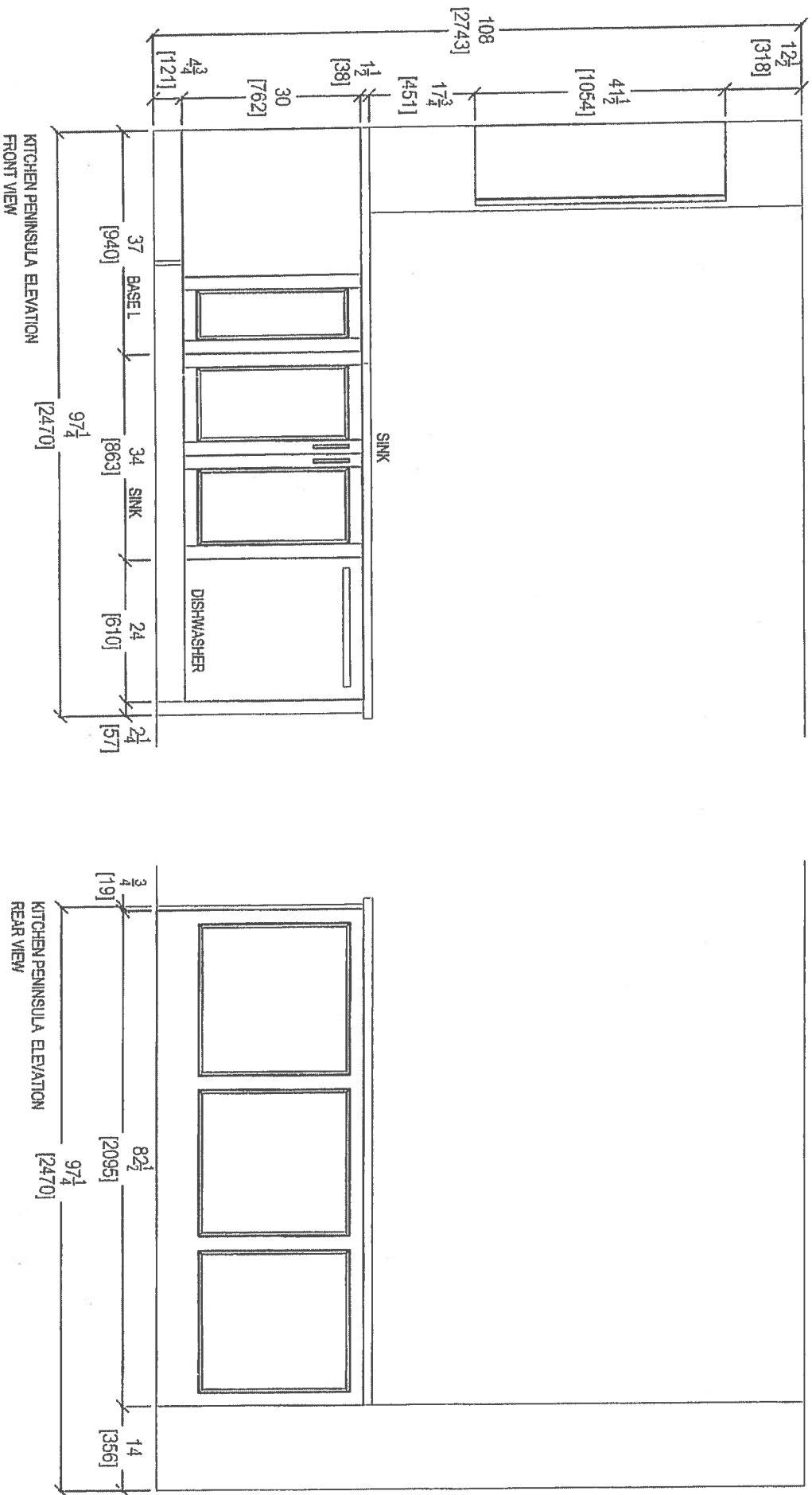


RECEIVED
RICK C. CO.

CLIENT: ROYAL PINE HOMES	ROOM: KITCHEN	DRAWN BY: SK	COMMENTS:
SITE: HAMPTON PLACE	DOOR STYLE: —	SCALE: 1/2" = 1'-0"	PLEASE NOTE ALL DIMENSIONS ARE NOT FINAL AND ARE SUBJECT TO CHANGE UPON FINAL SITE MEASURE
PHONE: —	FINISH: —	DATE: AUG 4, 2017	
EMAIL: —	SPECIES: —	PAGE: —	

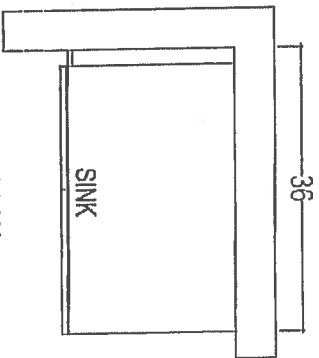


80 SANTE DRIVE, VAUGHAN, ONTARIO L4K 3C4
T: 416.746.1811

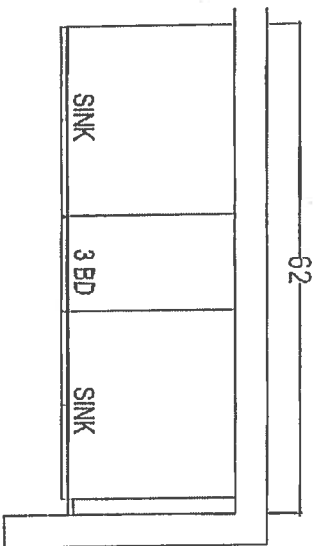


your kitchen
60 SANTE DRIVE, VAUGHAN, ONTARIO
T. 416.746.1811

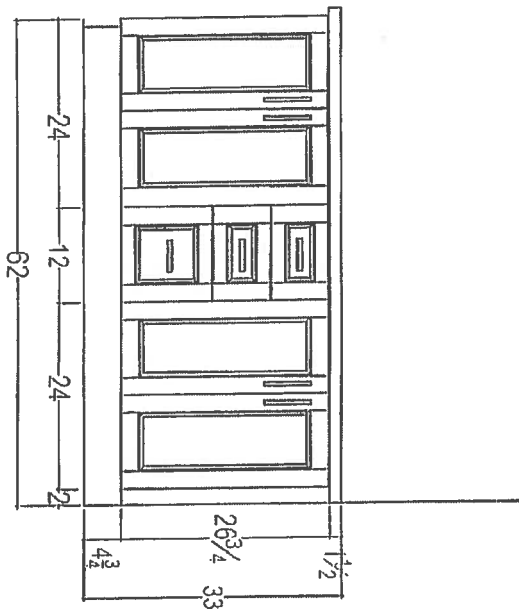
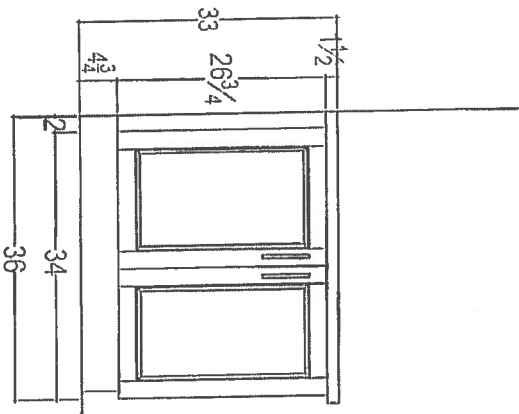
CLIENT: ROYAL FINE HOMES		1C+D SAG HARBOR		ROOM: KITCHEN	DRAWN BY: SK	COMMENTS: RECEIVED 11/20/2017
SITE:	HAMPTON PLACE	DOOR STYLE:	—	DOOR HANDLE:	—	
PHONE:	—	FINISH:	—	DRW HANDLE:	—	
EMAIL:	—	SPECIES:	—	TOP:	—	
					PAGE:	—



POWDER ROOM



MASTER ENSUITE



RECEIVED
10-26-17

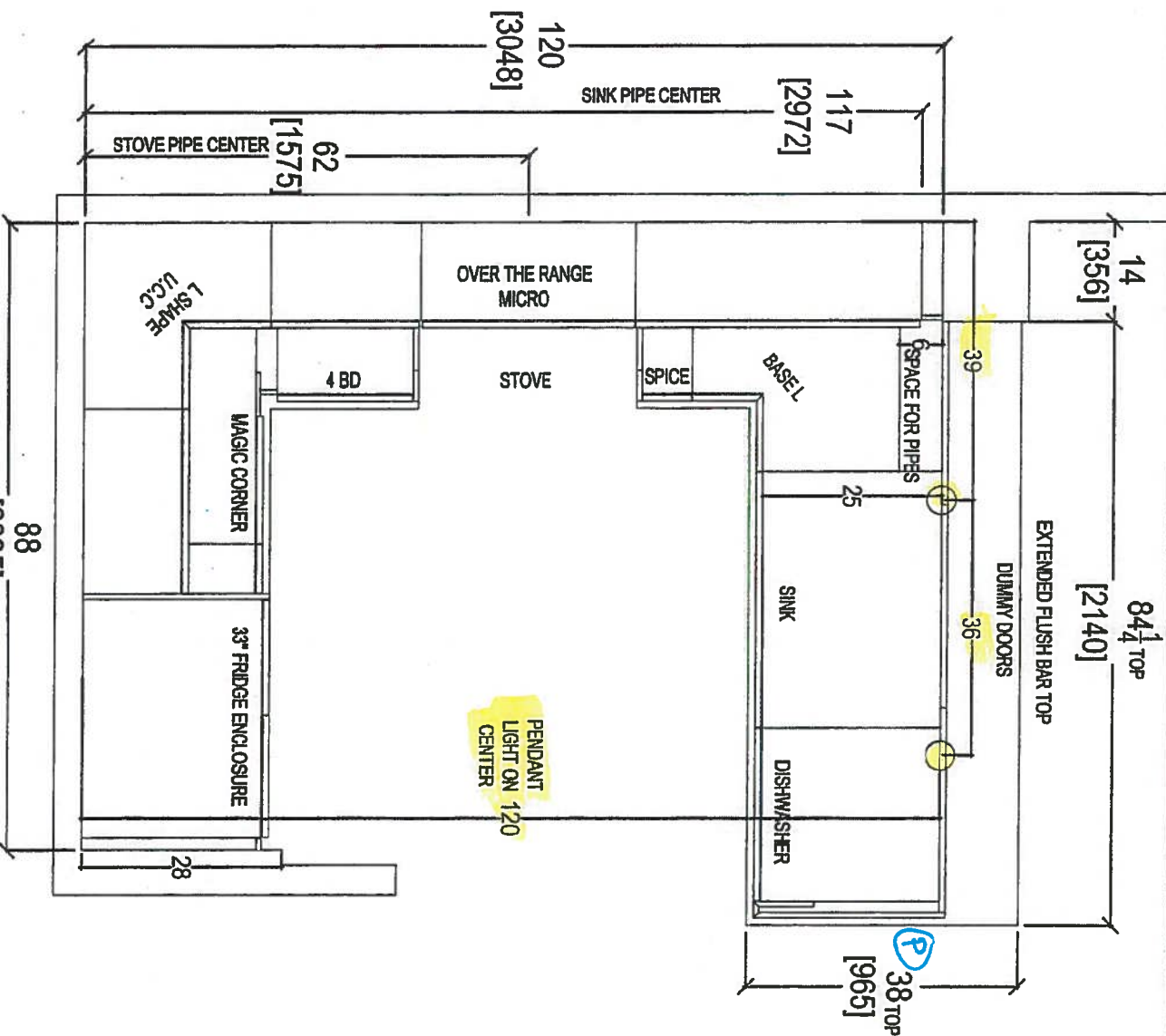
CLIENT: ROYAL PINE HOMES		1C+D SAG HARBOR		ROOM:	VANITIES	DRAWN BY: SK	
SITE:	HAMPTON PLACE	DOOR STYLE:	—	DOOR HANDLE:	—	SCALE:	1/2" = 1'-0"
PHONE:	—	FINISH:	—	DRW HANDLE:	—	DATE:	AUG 4, 2017
EMAIL:	—	SPECIES:	—	TOP:	—	PAGE:	—



80 SANTE DRIVE, VAUGHAN, ONTARIO L4K 3C4
T: 416.746.1811 F: 416.746.5901

PLEASE NOTE ALL DIMENSIONS
ARE NOT FINAL AND ARE
SUBJECT TO CHANGE UPON
FINAL SITE MEASURE

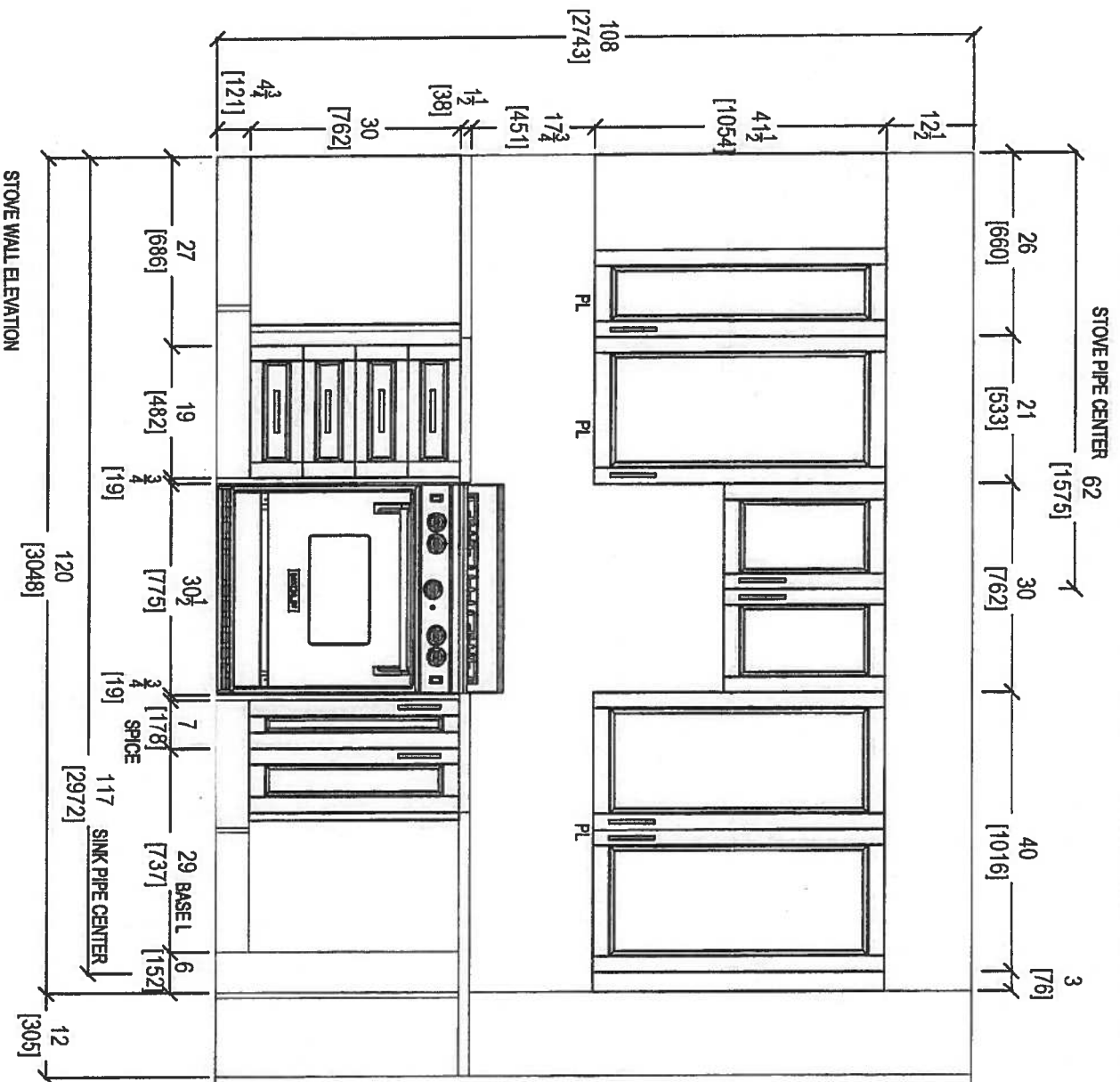
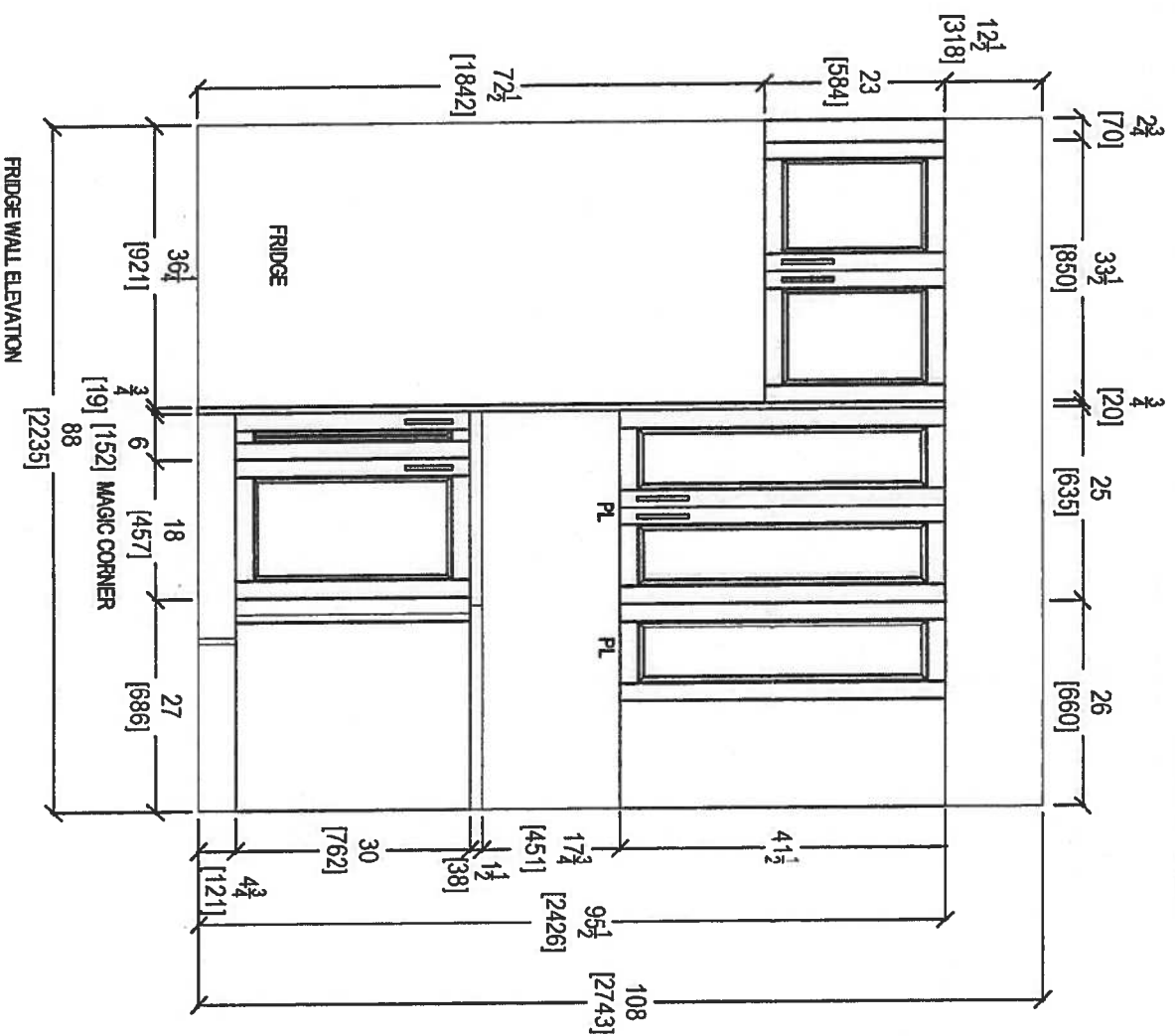
- OPTIONAL
- 1ST UPGRADE KITCHEN LAYOUT
 - 1ST UPGRADE APPLIANCE PACKAGE
 - (P) Puck Peninsula
 - (2x) = PENDANT LIGHTS OVER PENINSULA
 - (5x) = PUCK LIGHTS.



CLIENT: ROYAL PINE HOMES	UNIT 418 HMP	ROOM: KITCHEN FLOOR PLAN	DRAWN BY: SK	COMMENTS:
SITE: HAMPTON PLACE	DOOR STYLE: —	DOOR HANDLE: —	SCALE: 1/2" = 1'-0"	PLEASE NOTE ALL DIMENSIONS ARE NOT FINAL AND ARE SUBJECT TO CHANGE UPON FINAL SITE MEASURE
PHONE: —	FINISH: —	DRW/HANDLE: —	DATE: FEB 16, 2018	
EMAIL: —	SPECIES: —	TOP: —	PAGE: —	



your kitchen, *realtor*
 80 SANTE DRIVE, VAUGHAN
 T: 416.746.1811 F: 805.304.304

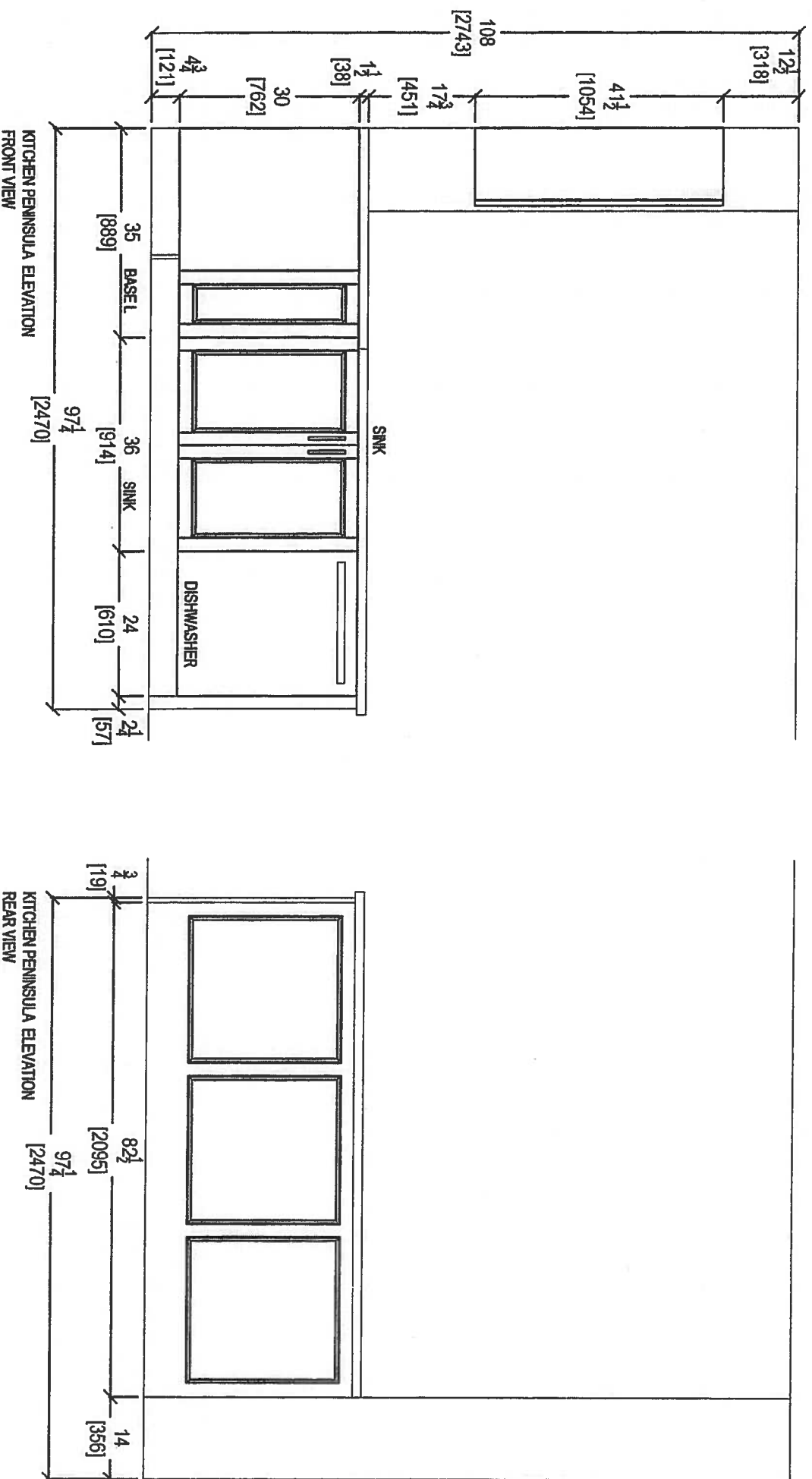



CLIENT: ROYAL PINE HOMES		UNIT 418 HMP		ROOM: KITCHEN		DRAWN BY: SK		COMMENTS: PLEASE NOTE ALL DIMENSIONS ARE NOT FINAL AND ARE SUBJECT TO CHANGE UPON FINAL SITE MEASURE
SITE: HAMPTON PLACE		DOOR STYLE: —		DOOR HANDLE: —		SCALE: 1/2" = 1'-0"		
PHONE: —		FINISH: —		DRW HANDLE: —		DATE: FEB 16, 2018		
EMAIL: —		SPECIES: —		TOP: —		PAGE: —		

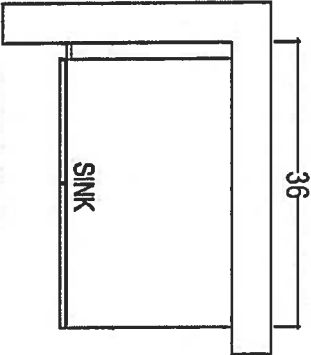


80 SANIE DRIVE, VAUGHAN, ONTARIO L4K 3C4,
T: 416.746.1811 F: 905.746.1891

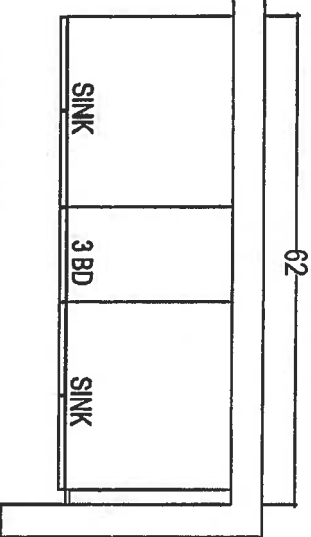
PLEASE NOTE ALL DIMENSIONS
ARE NOT FINAL AND ARE
SUBJECT TO CHANGE UPON
FINAL SITE MEASURE



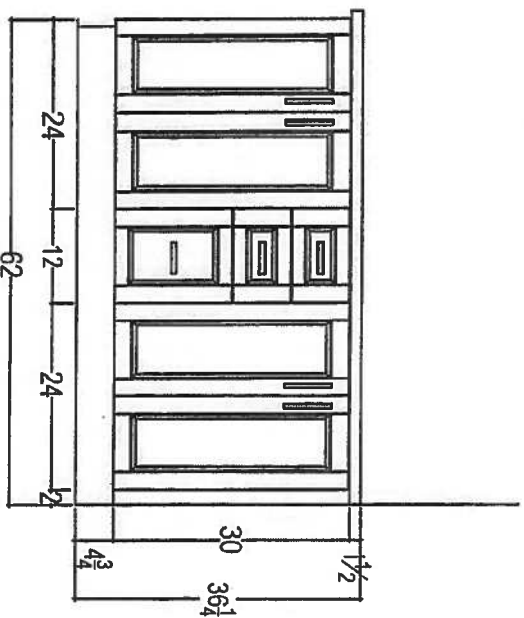
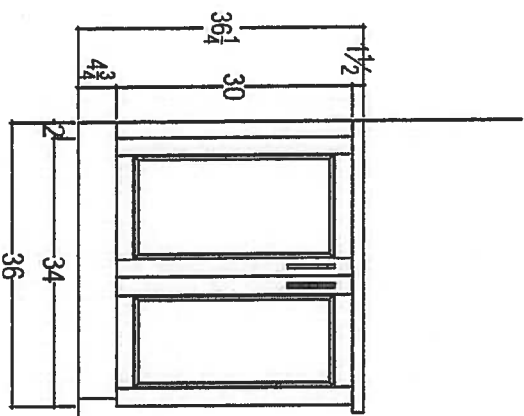
<div><p>your kitchen, 100%</p><p>80 SANTE DRIVE, VALUGHAN T: 416.746.1811 F: 905</p></div>		CLIENT: ROYAL PINE HOMES		UNIT 418 HMP		ROOM: KITCHEN		DRAWN BY: SK		COMMENTS:
SITE: HAMPTON PLACE		DOOR STYLE: —		DOOR HANDLE: —		SCALE: 1/2" = 1' - 0"				
PHONE: —		FINISH: —		DRW/HANDLE: —		DATE: FEB 16, 2018				
EMAIL: —		SPECIES: —		TOP: —		PAGE: —				



POWDER ROOM



MASTER ENSUITE



CLIENT: ROYAL PINE HOMES	UNIT 418 HMP	ROOM: VANITIES	DRAWN BY: SK	COMMENTS:
--------------------------	--------------	----------------	--------------	-----------

SITE: HAMPTON PLACE	DOOR STYLE: —	DOOR HANDLE: —	SCALE: 1/2" = 1'-0"	PLEASE NOTE ALL DIMENSIONS
---------------------	---------------	----------------	---------------------	----------------------------

PHONE: —	FINISH: —	DRW HANDLE: —	DATE: FEB 18, 2018
----------	-----------	---------------	--------------------

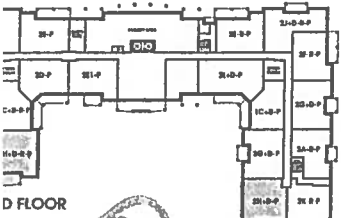
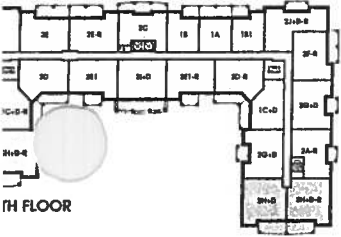
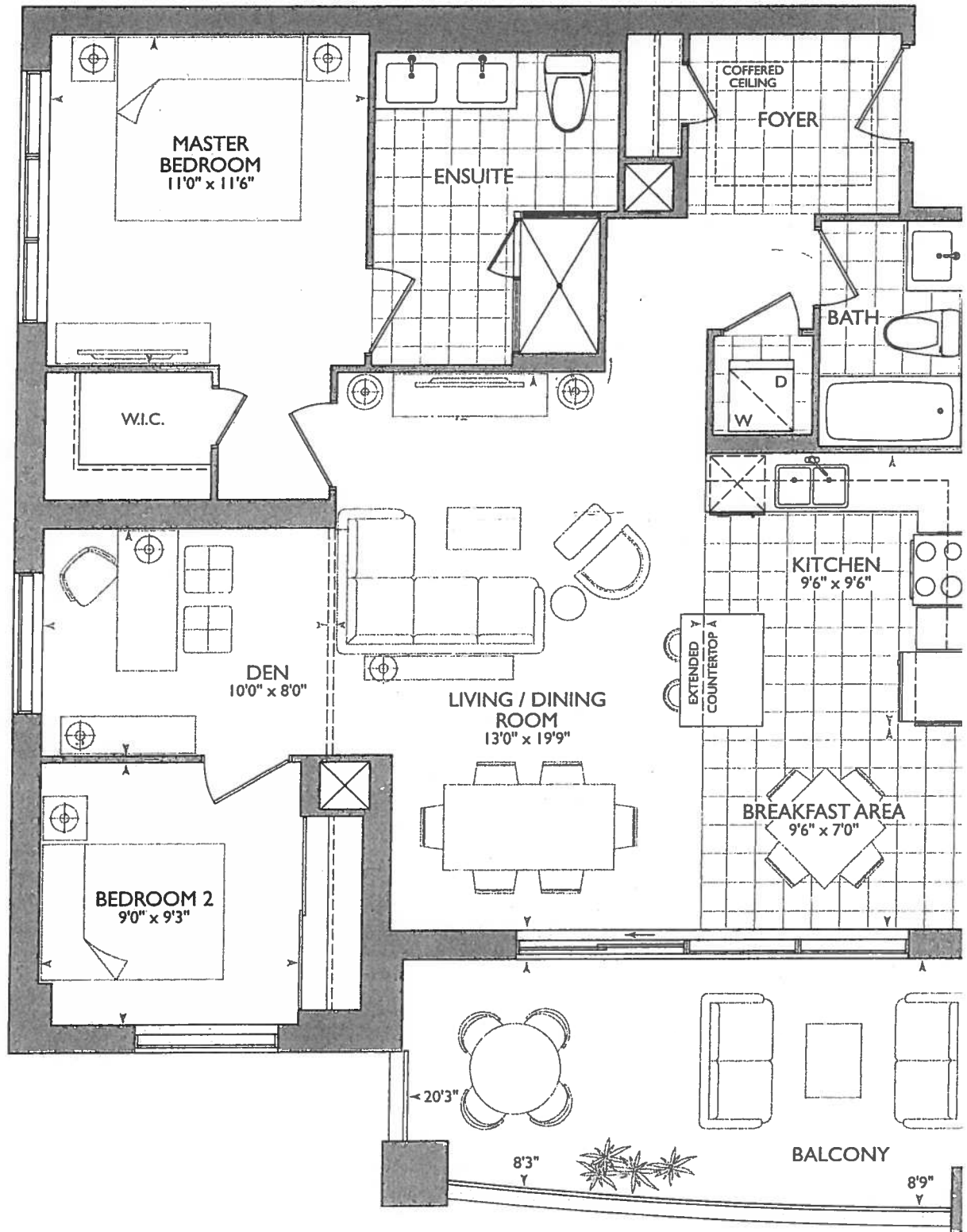
EMAIL: —	SPECIES: —	TOP: —	PAGE: —
----------	------------	--------	---------



SUITE 414

Glen Cove ORIGINAL LAYOUT

1,162 SQ FT *plus 168 sq. ft. of balcony area*



16

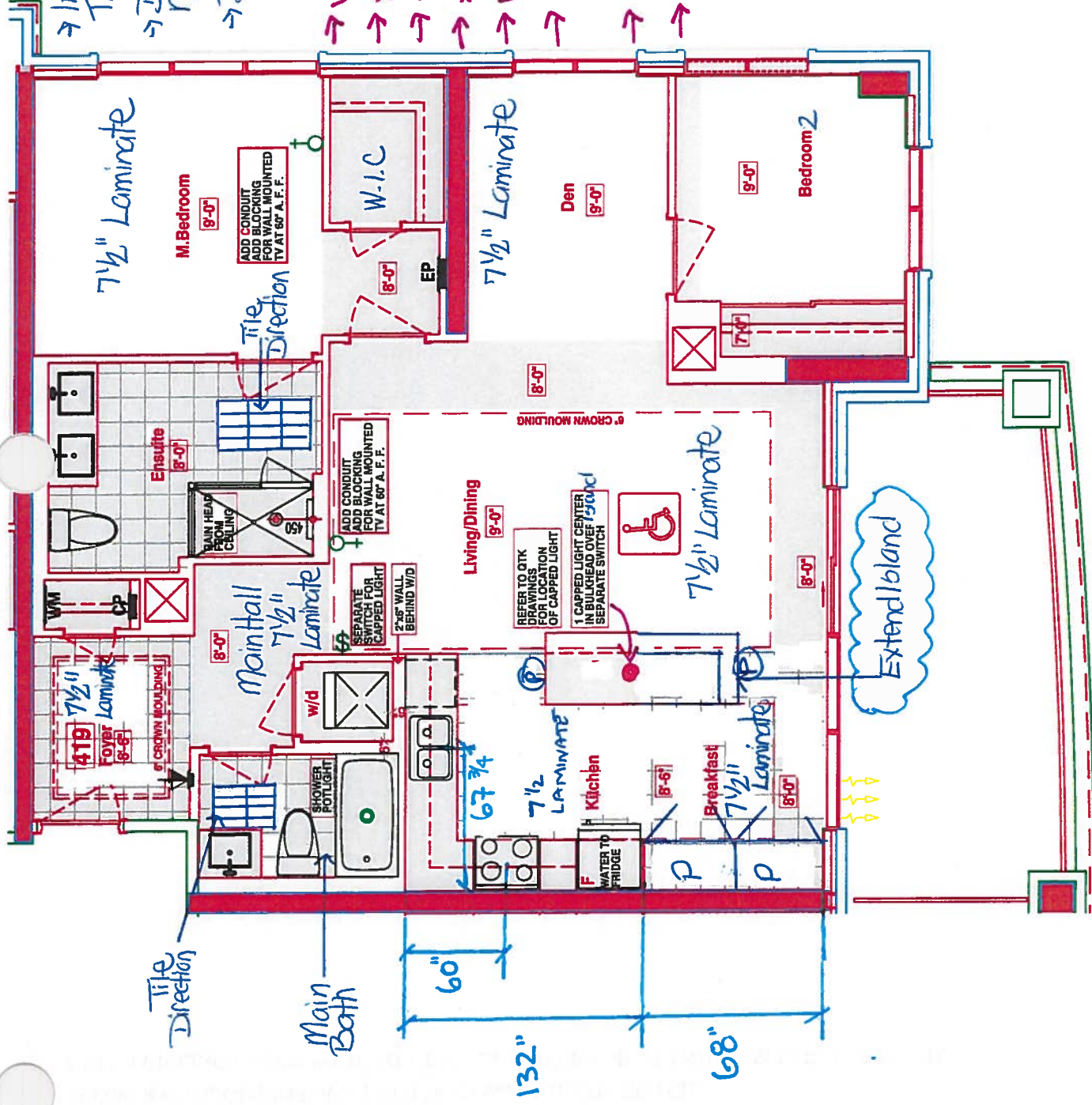


→ Delete Mirrors at; Main Bath + Master Ensuit

→ $67\frac{3}{4}" = \text{SINK CENTER.}$

* MAIN + ENSUITE
RAISED VANITIES
36 1/4" ⑤

3" splast



SUITE 419-GLEN COVE

■ Royal Pine Homes ■ 25 Baker Hill Blvd - Stouffville, ON ■ Dec 13, 2017



Book
SITE COPY

CONSTRUCTION SUMMARY

Hampton Place

PURCHASERS: ANGELA CORNACCHIA and ANTHONY CORNACCHIA

TEL: RES.: 416-499-1690 BUS.: 416-716-5845

LOT NUMBER	PHASE	HOUSE TYPE	CLOSING DATE
419	1	GLEN COVE	15-Oct-18

Offer Worksheet	PURCHASERS WILL HAVE THE OPTION TO CHANGE STANDARD TILE TO STANDARD LAMINATE IN THE FOYER, KITCHEN AND BREAKFAST AREA AT TIME OF THEIR DECOR APPOINTMENT AT NO CHARGE. Note:
--------------------	---

Offer Worksheet	ADDITIONAL - SINGLE PARKING UNIT Note:
--------------------	---

Offer Upgrade	WATER LINE TO FRIDGE Note:
------------------	-------------------------------

Offer Upgrade	CONDUIT AND BLOCKING FOR WALL MOUNTED TV (60 INCHES ABOVE FINISHED FLOOR) IN MASTER BEDROOM AND LIVING AREA AS PER SKETCH Note:
------------------	--

Offer Upgrade	RAINHEAD FROM CEILING IN MASTER ENSUITE, FROM VENDORS STANDARD SAMPLES Note:
------------------	---

Offer Upgrade	SHOWER POTLIGHT IN MAIN BATH NOT ON SEPARATE SWITCH. Note:
------------------	---

Offer Upgrade	EXTRA CEILING CAPPED OUTLET CENTERED OVER THE ISLAND ON SEPARATE SWITCH. Note:
------------------	---





SITE COPY

CONSTRUCTION SUMMARY

Hampton Place

PURCHASERS: ANGELA CORNACCHIA and ANTHONY CORNACCHIA

TEL: RES.: 416-499-1690 BUS.: 416-716-5845

LOT NUMBER	PHASE	HOUSE TYPE	CLOSING DATE	
419	1	GLEN COVE	15-Oct-18	

Date Added: 13-Dec-17

Invoice Number: 7056

<p>1 - CLARIFICATION; REFER TO APAS; GROOM - Standard electrical outlet to be installed at standard height beside conduit pipe Additional electrical outlet to be installed beside t pipe & standard cable rough-in Approx. 60" AFF (See Attached Sketch) Note: As per Vince at Head-Office</p>
<p>1 - CLARIFICATION; REFER TO APAS; MasterBedroom - Standard electrical outlet to be installed at standard height beside conduit pipe Additional electrical outlet to be installed beside conduit pipe & standard cable rough-in Approx. 60" AFF Note: (See Attached Sketch) As per Vince at Head-Office</p>
<p>1 - KITCHEN & BATHROOMS - SEE QUALITY TOPS & KITCHENS FOR ALL KITCHEN & BATHROOMS UPGRADES / LAYOUTSs (Upgrade Package #3) (See Attached QTK Paperwork) Note:</p>
<p>2 - KITCHEN - Install TWO (2) ADDITIONAL PUCK LIGHTS (Same Switch as Standard Puck Lights) at kitchen. To be installed below kitchen cabinetry, where applicable. (See Attached QTK Layout for Locations) Note: Purchaser Paying Difference for Additional Puck Lights - Standard Kitchen to Receive Four (4) Puck Lights - Upgrade Kitchen Requires Six (6) Puck Lights</p>
<p>1 - KITCHEN - CABINETRY HARDWARE - Install UPGRADE PACKAGE # 3 HARDWARE - To be installed throughout kitchen, where applicable. (See Sketch) Note:</p>
<p>1 - KITCHEN - CABINETRY HARDWARE - MIX & MATCH UPGRADE HARDWARE - To be installed throughout kitchen cabinetry, where applicable. (See Sketch) Install Upgrade Handle - Style # RC-930-SN - Cabinetry Doors Upgrade Knob - Style # RC-924-SN - Drawers</p>
<p>1 - KITCHEN - Install ADDITIONAL Standard GRANITE COUNTERTOP - To be installed throughout kitchen, where applicable. (See Attached Revised QTK Layout) Note: Priced as per Orlando at Connolly</p>
<p>1 - KITCHEN - COUNTERTOP EDGING - Install UPGRADE " M " EDGING - To be installed throughout kitchen countertop, where applicable. (See Attached Revised QTK Layout) Note: Priced as per Orlando at Connolly</p>
<p>1 - DISCLAIMER - GRANITE COUNTERTOP; KITCHEN - Due to the many variables that can affect the pattern, colour and/or design and "pitting" of natural products, granite installed will not be identical to the samples displayed. Note: Every effort is made to provide granite countertops as close as possible but the vendor is not responsible for results which differ from the sample displayed. All countertop surfaces may have seams, and product pattern and shade can change in areas containing seams.</p>
<p>1 - DISCLAIMER - STONE COUNTERTOP; KITCHEN - Stone slabs vary in size & all seams are visible & the fabricator reserves the right to position the seams as necessary. Note:</p>
<p>1 - KITCHEN - Kitchen Sink - Install Standard Undermount Sink - BLANCO Horizon Plus U2 Undermount Sink (8") - Model # 401234 Note:</p>
<p>1 - KITCHEN - Kitchen Faucet - Install Standard Faucet - DELTA Chrome Pull-Out Kitchen Faucet (Single Hole) - Model # 469LF - Chrome Note:</p>
<p>1 - APPLIANCE PACKAGE - Install Upgrade Appliance Package - UPGRADE APPLIANCE PACKAHGE # 2 - To be installed throughout suite, where applicable. (See Sketch) Note:</p>
<p>1 - CLARIFICATION; MAIN BATH & MASTER ENSUITE - Install RAISED VANITY HEIGHTS at Main Bath and Master Ensuite Vanity Countertops, where applicable. (See Attached QTK Paperwork) Note:</p>



SITE COPY

CONSTRUCTION SUMMARY

Hampton Place

PURCHASERS: ANGELA CORNACCHIA and ANTHONY CORNACCHIA

TEL: RES.: 416-499-1690 BUS.: 416-716-5845

LOT NUMBER	PHASE	HOUSE TYPE	CLOSING DATE	
419	1	GLEN COVE	15-Oct-18	

Date Added: 13-Dec-17 Invoice Number: 7056

<p>30 - MAIN BATH - 2ND UPGRADE - PORCELAIN TILES - 12x24 LANCASTER GREY - To be installed throughout main bath floor (To be installed Straight) (See Sketch) Note: Includes Rectified</p>
<p>75 - MAIN BATH - 2ND UPGRADE - PORCELAIN TILES - 12x24 LANCASTER GREY - To be installed throughout main bath tub/shower enclosure (To be Installed Horizontally / Stacked) (See Sketch) Note: Includes Rectified</p>
<p>80 - MASTER ENSUITE - 2ND UPGRADE - PORCELAIN TILES - 12x24 LANCASTER GREY - To be installed throughout master ensuite floor (To be Installed Straight) (See Sketch) Note: Includes Rectified</p>
<p>70 - MASTER ENSUITE - 2ND UPGRADE - PORCELAIN TILES - 12x24 LANCASTER GREY - To be installed throughout master ensuite shower stall. (To be Installed Horizontally / Stacked) (See Sketch) Note: Includes Rectified</p>
<p>1 - MAIN BATH & MASTER ENSUITE - Install Standard Granite Countertop - SERENATA GRANITE - To be installed throughout Main Bath and Master Ensuite Vanity Countertops, where applicable. (See Sketch) Note:</p>
<p>1 - CLARIFICATION; MAIN BATH & MASTER ENSUITE - Install Standard 3" Splash throughout Main Bath and Master Ensuite Vanity Countertops, where applicable. (See Sketch) Note:</p>
<p>1 - DISCLAIMER - GRANITE COUNTERTOP; MAIN BATH & MASTER ENSUITE - Due to the many variables that can affect the pattern, colour and/or design and "pitting" of natural products, granite installed will not be identical to the samples displayed. Note: Every effort is made to provide granite countertops as close as possible but the vendor is not responsible for results which differ from the sample displayed. All countertop surfaces may have seams, and product pattern and shade can change in areas containing seams.</p>
<p>1 - DISCLAIMER - STONE COUNTERTOP; MAIN BATH & MASTER ENSUITE - Stone slabs vary in size & all seams are visible & the fabricator reserves the right to position the seams as necessary. Note:</p>
<p>1 - MAIN BATH - TOILET - Install Upgrade Toilet - CONTRAC CALI - Elongated One Piece Toilet - Model # 4710-BOVU - White (See Sketch) Note:</p>
<p>1 - MASTER ENSUITE - TOILET - Install Upgrade Toilet - CONTRAC CALI - Elongated One Piece Toilet - Model # 4710-BOVU - White (See Sketch) Note:</p>
<p>1 - CLARIFICATION - REFER TO APAS; MASTER ENSUITE - Install Rain Shower Head from Ceiling at Master Ensuite Shower Stall - DELTA - Shower Trim and Hansgrohe Slide Bar with Handheld and Ceiling Mount Showerhead Note: Model # R10000 / T13020-CDN/27454002 / 277440 / RP52382 / RP46870 / RP6025 / R11000 / T11800 - Chrome (See Sketch)</p>
<p>1 - CLARIFICATION; MAIN BATH & MASTER ENSUITE - DELETE Do Not Install / Supply / Credit Purchaser for builders standard ceramic bathroom accessories (toilet paper, towel bar & soap dish) throughout all bathrooms where applicable. Note: To Include; Main Bath & Master Ensuite (See Sketch)</p>
<p>1 - CLARIFICATION; MAIN BATH & MASTER ENSUITE - DELETE Do Not Install / Supply / Credit Purchaser for builders standard Bathroom Mirrors, throughout all bathrooms, where applicable. To Include; Main Bath and Master Ensuite. (See Sketch) Note:</p>



SITE COPY

CONSTRUCTION SUMMARY

Hampton Place

PURCHASERS: ANGELA CORNACCHIA and ANTHONY CORNACCHIA

TEL: RES.: 416-499-1690 BUS.: 416-716-5845

LOT NUMBER	PHASE	HOUSE TYPE	CLOSING DATE
419	1	GLEN COVE	15-Oct-18

Date Added: 13-Dec-17 Invoice Number: 7056

1 - CLARIFICATION;
MASTER ENSUITE - Purchaser accepts & acknowledges the standard frameless glass enclosure at master ensuite shower stall will NOT touch the
and will receive a Standard Chrome Header. (See Sketch)
Note:

1 - PURCHASER TO RECEIVE A FURTHER DISCOUNT OF; \$1,829.16 (Before Taxes) HAS BEEN APPLIED TO UPGRADES COMPLETED AT
THE DECOR CENTRE. - APPROVED AS PER STEVE C.
Note:

1 - PURCHASER HAS ATTENDED A COLOR APPOINTMENT AT THE DECOR CENTRE AND HAS DECLINED ANY ADDITIONAL
UPGRADES. Purchaser accepts and acknowledges that there will be no further changes/additions/deletions to be made upon signing on December
13,2017
Note:

1 - PURCHASER AWARE AND ACCEPTS THAT ANY CHANGES MADE TO UPGRADES AFTER SIGNING THIS PURCHASERS EXTRA
FORM ARE SUBJECT TO A MINIMUM ADMINISTRATION FEE OF \$1,000 PLUS A 10% HOLDBACK FEE.
Note:

This Document is Extremely Time Sensitive - Printed 1 Mar 18 at 14:57





Printed Dec 13, 2017 12:29 pm

Purchasers ANGELA CORNACCHIA & ANTHONY CORNACCHIA		Decor Consultant Melissa Di Marino	Model Type GLEN COVE	Telephone Res. / Bus (416) 499-1690 / (416) 716-5845	Project Hampton Place	Closing Date 15/10/2018	Unit 419
--	--	---------------------------------------	-------------------------	---	--------------------------	----------------------------	-------------

CABINETRY, VANITIES AND COUNTERTOPS				
	Style	Countertop	Counter Edge	Handle / Knob
MAIN BATHROOM	CATEGORY 2 - MAPLE - PISTACHIO QT 2503 (STD)	<input checked="" type="checkbox"/> SERENATA GRANITE (STD)	<input checked="" type="checkbox"/> 1" A" EDGE (STD)	3487-128
MASTER ENSUITE	CATEGORY 2 - MAPLE - PISTACHIO QT 2503 (STD)	<input checked="" type="checkbox"/> SERENATA GRANITE (STD)	<input checked="" type="checkbox"/> 1" A" EDGE (STD)	3487-128
POWDER ROOM	N/A	N/A	N/A	N/A
KITCHEN / DINETTE	CATEGORY 1 - FIBERBOARD - WHITE QT 1203 (STD)	<input checked="" type="checkbox"/> BIANCO ANTICO GRANITE (STD)	<input checked="" type="checkbox"/> 1" M" EDGE (UPG)	*See Notes*
LAUNDRY ROOM	N/A	N/A	N/A	N/A

APPLIANCE PACKAGE
Upgrade Package #2

Std 31in Opening

PLUMBING FIXTURES	Trim	Baseboard & Casing	STANDARD	Levers	STANDARD
KITCHEN	Sink Model	Interior Doors	STANDARD - CARRARA SMOOTH	Door Height	STANDARD
	Sink Faucet				
TOILETS		Cornice Moulding / Medallion		Fireplace	N/A
	Master Ensuite	Foyer	<input checked="" type="checkbox"/> STANDARD - #CTR-611	Location Flooring	N/A
	Main Bathroom	Living Room	<input checked="" type="checkbox"/> STANDARD - #CTR-611	Style	N/A
	Powder Room	Dining Room	<input checked="" type="checkbox"/> STANDARD - #CTR-611	Finish	N/A
		Den	NONE	Marble	N/A
VANITY FAUCETS		Master Bedroom	NONE	Hearth	N/A
	Master Ensuite	Bedroom 2	NONE		
	Main Bathroom	Bedroom 3	N/A		
	Powder Room				
VANITY SINKS					
	Master Ensuite				
	Main Bathroom				
	Powder Room				
SHOWER STALL / TUBS					
	Master Ensuite Shower Stall				
	Master Ensuite Tub				
	Main Bathroom Tub				

MISC. INSTALLATIONS

Ceramic Accessories (installed by Vendor) ☐ Yes ☒ No

Bathroom Mirrors (installed by Vendor) ☐ Yes ☒ No

Wire Shelving - Closet (installed by Vendor) ☒ Yes ☐ No

Paint Throughout

Walls

STANDARD - BIRCH WHITE

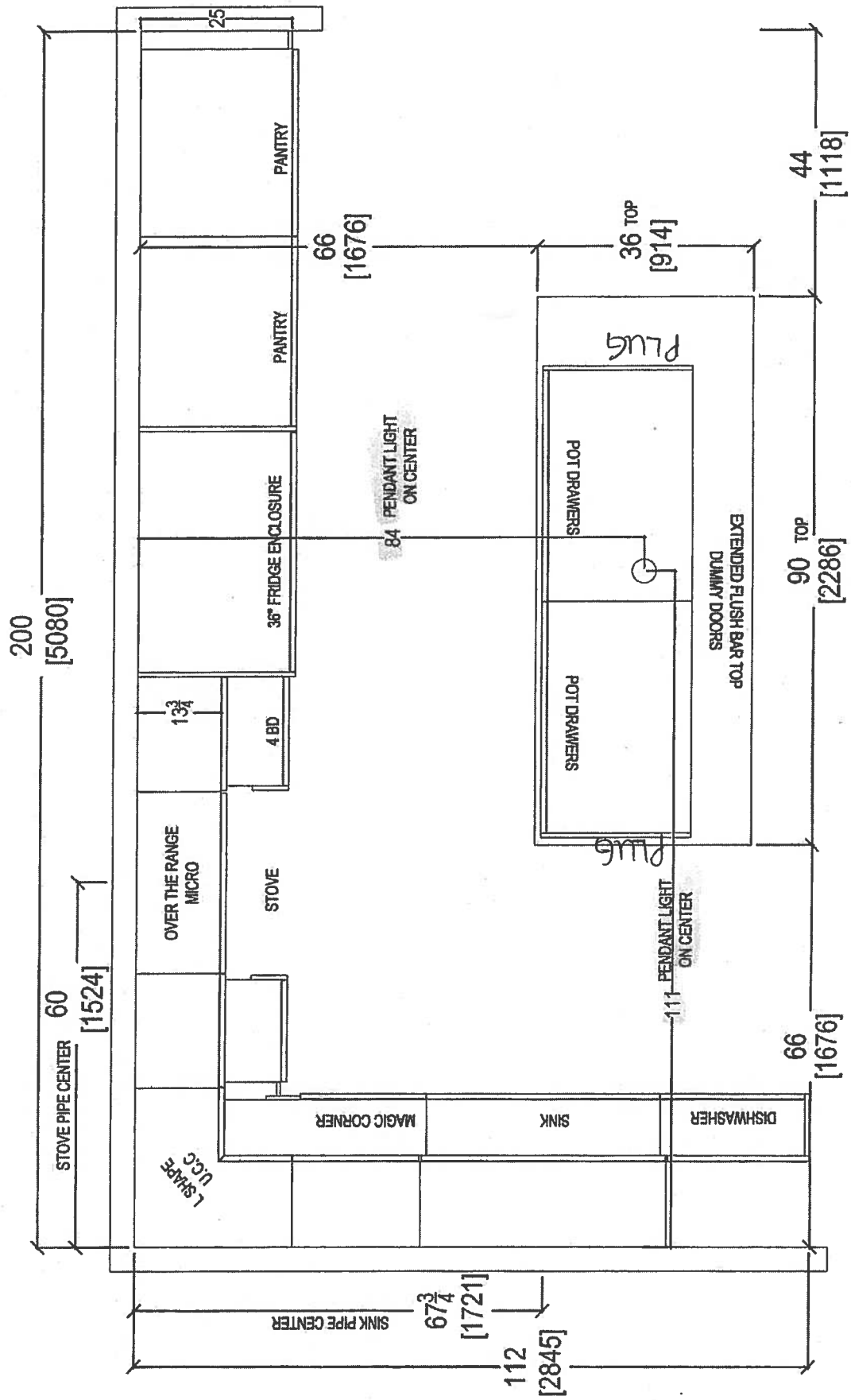
Trim

STANDARD - WHITE

Decor Consultant: *Melissa Di Marino* Purchaser: *Angela Cornacchia* Purchaser: *Anthony Cornacchia*

Melissa Di Marino ANGELA CORNACCHIA ANTHONY CORNACCHIA

Suite 418 Hampton



- UPG #2 - APPLIANCE PACKAGES
- X6 = RUCK LIGHTS
- X2 = PLUGS ISLAND
- X1 = CAPPED CIELING LIGHT ISLAND
- X2 = PANTRY'S ADDED AFTER FRIDGE
- EXTENDED ISLAND.
- MAIN + ENS RAISED VANITIES 36 1/4" (+) 3" SPLASH



80 SANTE DRIVE, VAUGHAN, ON L4K 3C4,
T: 416.746.1811 F: 905.761.5901

CLIENT: ROYAL PINE HOMES	UNIT 418 HMP	ROOM:	KITCHEN FLOOR PLAN	DRAWN BY: SK	COMMENTS: PLEASE NOTE ALL DIMENSIONS ARE NOT FINAL AND ARE SUBJECT TO CHANGE UPON FINAL SITE MEASURE
SITE: HAMPTON PLACE	DOOR STYLE: —	DOOR HANDLE: —	SCALE: 1/2" = 1' - 0"		
PHONE: —	FINISH: —	DRW HANDLE: —	DATE: FEB 20, 2018		
EMAIL: —	SPECIES: —	TOP: —	PAGE: —	4	

STOVE PIPE CENTER 60 [1524]

26 [661] 19 [482] 30 [762]

3 4 [19] 3 4 [20] 36 1/2 [927]

12 1/2 [318] 90 3/4 [2305] 108 [2743] 4 3/4 [121]

36" FRIDGE

PL PL PL

27 [696] 17 [432] 30 1/2 [775] 18 [457] 36 1/2 [927]

2 7/8 [19] 3 4 [19] 3 4 [19] 33 [838] 33 [838] 2 [51]

41 1/2 [1054] 17 3/4 [451] 1 1/2 [38] 30 [762] 4 3/4 [121]

95 1/2 [2426]

200 [5080]




OTK
THE ORIGINAL

SKINNY

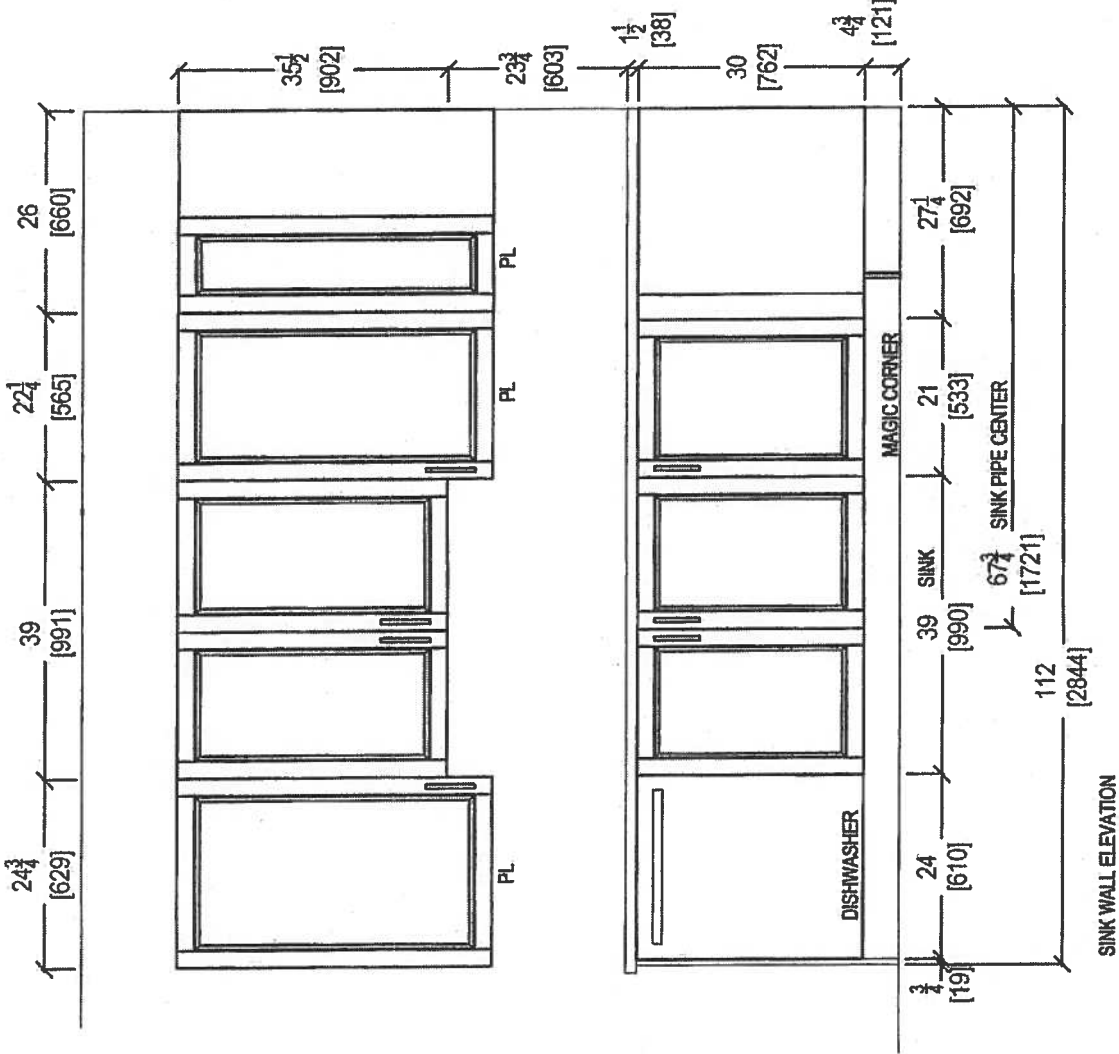
your kitchen, your taste.


SO CAN'T STOP MAKING OTR

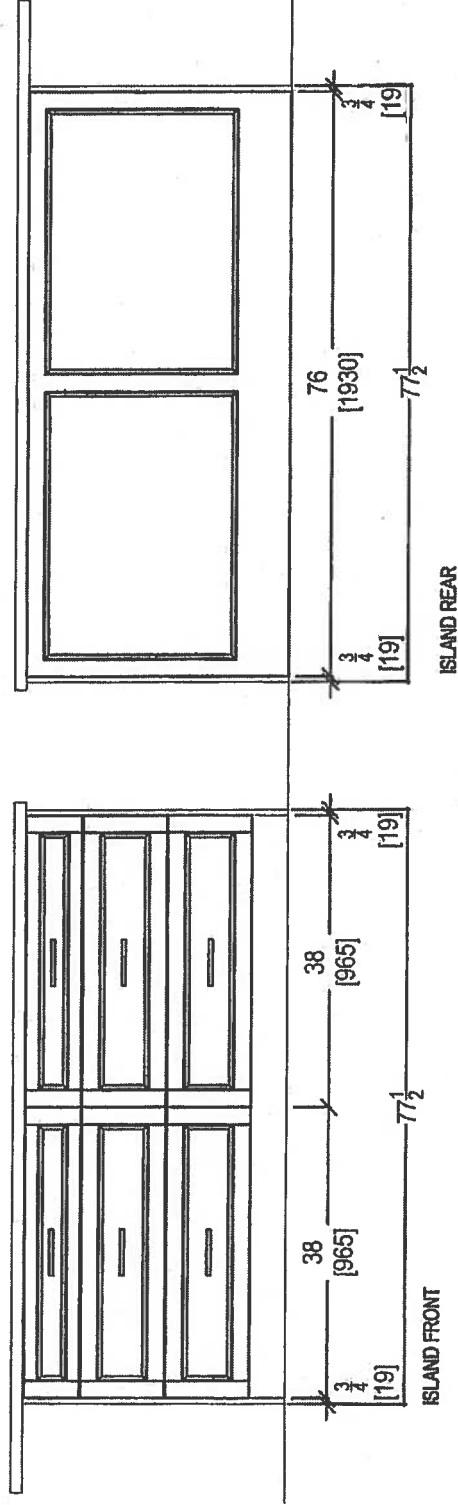
your kitchen, your taste.
80 SANTE DRIVE, VAUGHAN, ON L4K 3C4,
T: 416.746.1811 F: 905.781.5901

 <i>your kitchen, your taste</i> 80 SANTE DRIVE, VAUGHAN, ON L4K 3C4, T: 416.746.1811 F: 905.761.5901	CLIENT: ROYAL PINE HOMES	UNIT <u>4/4</u> <u>EMP</u>	ROOM: KITCHEN	DRAWN BY: SK	COMMENTS: PLEASE NOTE ALL DIMENSIONS ARE NOT FINAL AND ARE SUBJECT TO CHANGE UPON FINAL SITE MEASURE
	SITE: HAMPTON PLACE	DOOR STYLE: —	DOOR HANDLE: —	SCALE: 1/2" = 1' - 0"	
	PHONE: —	FINISH: —	DRW HANDLE: —	DATE: FEB 20, 2018	
	EMAIL: —	SPECIES: —	TOP: —	PAGE: —	

Suite 419 Hampton PL-Pink Light (x6)

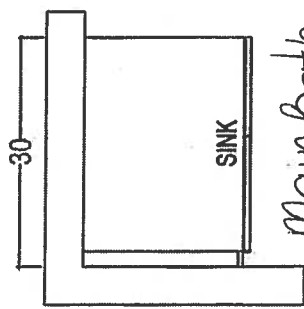


 your kitchen, your taste. 80 SANTE DRIVE, VAUGHAN, ON L4K 3C4, T: 416.748.1811 F: 905.761.9801	CLIENT: ROYAL PINE HOMES		UNIT 419 HMP	ROOM: KITCHEN	DRAWN BY: SK		COMMENTS: PLEASE NOTE ALL DIMENSIONS ARE NOT FINAL AND ARE SUBJECT TO CHANGE UPON FINAL SITE MEASURE
	SITE: HAMPTON PLACE	DOOR STYLE: —	DOOR HANDLE: —	SCALE: 1/2" = 1' - 0"			
	PHONE: —	FINISH: —	DRW HANDLE: —	DATE: FEB 20, 2018			
	EMAIL: —	SPECIES: —	TOP: —	PAGE: —			

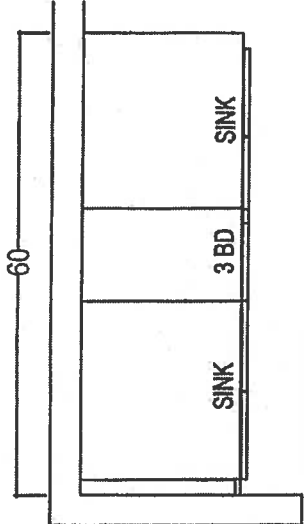
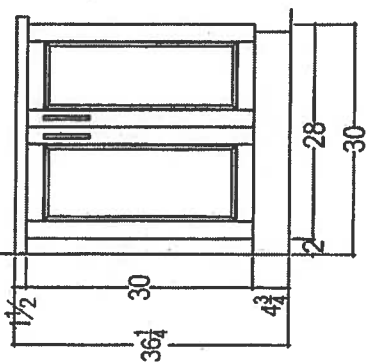


CLIENT: ROYAL PINE HOMES		UNIT 4/HMP	ROOM:	KITCHEN	DRAWN BY: SK	COMMENTS: PLEASE NOTE ALL DIMENSIONS ARE NOT FINAL AND ARE SUBJECT TO CHANGE UPON FINAL SITE MEASURE
SITE: HAMPTON PLACE	DOOR STYLE: —	DOOR HANDLE: —	SCALE	1/2" = 1' - 0"		
PHONE: —	FINISH: —	DRW HANDLE: —	DATE:	FEB 20, 2018		
EMAIL: —	SPECIES: —	TOP: —	PAGE:	—		

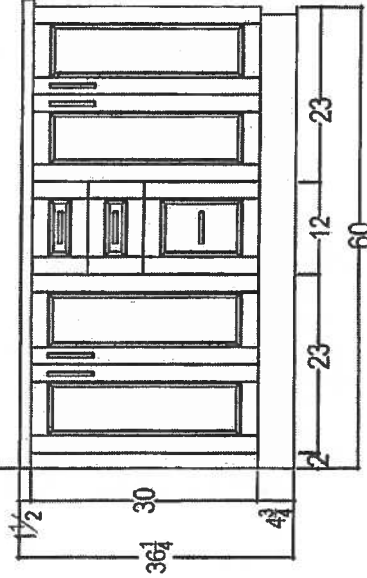
Install 3" Splash



Main Bath
Raised Height



MASTER ENSUITE
Raised Height



80 SANTE DRIVE, VAUGHAN, ON L4K 3C4,
T: 416.748.1811 F: 905.761.5901

CLIENT: ROYAL PINE HOMES		UNIT 419 HMP	ROOM:	VANITIES	DRAWN BY: SK		COMMENTS: PLEASE NOTE ALL DIMENSIONS ARE NOT FINAL AND ARE SUBJECT TO CHANGE UPON FINAL SITE MEASURE
SITE: HAMPTON PLACE		DOOR STYLE: —	DOOR HANDLE: —		SCALE: 1/2" = 1'-0"		
PHONE: —		FINISH: —	DRW HANDLE: —		DATE: FEB 20 2018		
EMAIL: —		SPECIES: —	TOP: —		PAGE: —		

Suite 419
Hampton

Upgrade
Package 2



INSIDEADVANTAGE⁺



<http://www.insideadvantage.com>

Product Dimensions:

Height: 72
Width: 35 3/4
Depth: 30 1/4

Electrical Requirements:

15 Amps.

Available In:

- ☒ Stainless Steel
- ☒ Black
- ☐ White


KRFC302ESS

22 cu.ft. 36-Inch Width Counter Depth French Door Refrigerator
with Interior Dispense

KRFC302ESS

Key Features:

- ExtendFresh™ Temperature Management System
- Interior Water Dispenser
- Professionally-Inspired Design
- Produce Preserver
- Humidity-Controlled Crispers
- FreshChill™ Temperature-Controlled Full-Width Pantry
- Pull-Out Tri-Level Freezer Drawer
- SatinGlide® System
- LED Lighting
- Star-K Certified
- Automatic Ice Maker
- Max Cool



INVENTED
IN
AMERICA

Because Whirlpool Corporation policy includes a continuous commitment to improve our products, we reserve the right to change materials and specifications without notice. We also reserve the right to discontinue or transition products without notice.

® reg. Registered trademark/™ Trademark of Whirlpool® U.S.A. © 2013 Whirlpool Corporation. All Rights Reserved. All other trademarks are owned by their respective companies.

Created On: Wednesday, April 22, 2015 15:51:04

Suite 419
Hampton

Upgrade
Package 2




KSEB900ESS

KitchenAid

36-Inch 5-Element Electric Convection Slide-In
Range with Baking Drawer

<http://www.kitchenaid.com>



Key Features:

- Baking Drawer
- Even-Heat™ True Convection
- Wireless Probe
- Steam Rack
- 7.1 Cu Ft. Total Capacity
- 5 Cooking Elements Including a Warm Zone
- EasyConvect™ Conversion
- FIT Guarantee
- Aqualift®
- Glass Touch Controls
- Side Trim Accessory Kit

Product Dimensions:

Height: 36

Width: 29 7/8

Electrical Requirements:

40 Amps.

Additional Information:

[Use And Care Guide](#)

[Dimension Guide](#)

[Installation Guide](#)

[Warranty Certificate](#)

Available in:

- Black
- Stainless Steel
- White

INVESTED
IN
AMERICA

ADA
Compliant

©Registered trademark/TM Trademark of Whirlpool, U.S.A. © 2013 Whirlpool Corporation. All Rights Reserved.
All other trademarks are owned by their respective companies.
Because Whirlpool Corporation policy includes a continuous commitment to improve our products, we reserve the right to change materials and specifications without notice. We also reserve the right to discontinue or transition products without notice.
Manufacturer's Suggested Retail Price (MSRP) and Minimum Advertised Price (MAP) provided for reference purposes only. Dealer alone determines advertised and retail prices.
Created On: Tuesday, December 22, 2015 14:04:50

Suite 419 Hampton Upgrade Package 2



KMHP519ESS

1200-Watt Convection Microwave with High-Speed
Cooking - 30"

KitchenAid

<http://www.kitchenaid.com>

Key Features:

- High-Speed Cooking
- Convection Cooking
- Professionally-Inspired Design Including Handle, Badge, Graphics, Chrome Chamfer.
- Cookshield Finish
- Crispwave™ Technology and Crisper Pan
- 1200 Watts Power
- 1.9 Cu. Ft. Capacity
- Halogen Cavity Lights and Task Light
- Steam Cleaning Function
- Keep Warm Function
- Sound-Based Popcorn Function

Product Dimensions:

Height: 17 1/8

Width: 30

Depth: 17

Electrical Requirements:

15.


Additional Information:

[Use And Care](#)

[Dimension Guide](#)

[Installation Guide](#)

[Warranty](#)



Available In:



Stainless Steel

©Registered trademark/TM Trademark of Whirlpool, U.S.A. ©2016 Whirlpool Corporation All Rights Reserved. All other trademarks are owned by their respective companies.

Because Whirlpool Corporation policy includes a continuous commitment to improve our products, we reserve the right to change materials and specifications without notice. We also reserve the right to discontinue or transition products without notice.

Manufacturer's Suggested Retail Price (MSRP) and Minimum Advertised Price (MAP) provided for reference purposes only. Dealer alone determines advertised and retail prices.

Suite 419 Hampton Upgrade Package 2



KDTM354ESS

KitchenAid®

dBA Dishwasher with Clean Water Wash System

<http://www.kitchenaid.com>



Key Features:

- Clean Water Wash System
- ProScrub® Option
- Professionally-Inspired Design
- Advanced ProDry™ System
- ProWash™ Cycle
- SatinGlide® Max Rails (Upper Rack)
- Sliding Tines in the Lower Rack
- 2 Rows Fold-Down Tines in Upper Rack
- Fold-Down Tines in the Lower Rack
- 2 Fold-Down Cup Shelves with Integrated Stemware Holders
- Utility Basket (Upper Rack)
- Express Wash

Product Dimensions:

Height: 34 1/2

Width: 23 7/8

Depth: 24 3/4

Electrical Requirements:

15 Amps.

Additional Information:

[Use And Care Guide](#)

[Dimension Guide](#)

[Installation Guide](#)

[Energy Guide](#)

[Warranty Certificate](#)

Available in:

 Stainless Steel

INVESTED
IN
AMERICA

®Registered trademark/TM Trademark of Whirlpool, U.S.A. © 2013 Whirlpool Corporation. All Rights Reserved.
All other trademarks are owned by their respective companies.
Because Whirlpool Corporation policy includes a continuous commitment to improve our products, we reserve the right to change materials and specifications without notice. We also reserve the right to discontinue or transition products without notice.
Manufacturer's Suggested Retail Price (MSRP) and Minimum Advertised Price (MAP) provided for reference purposes only. Dealer alone determines advertised and retail prices.
Created On: Friday, March 04, 2016 16:36:55

Suite 419
Hampton

Upgrade
Package 2




WED85HEFC

Whirlpool®

<http://www.whirlpool.com>

7.4 cu. ft. Electric Dryer with Quick Dry Cycle



Key Features:

- Advanced Moisture Sensing System
- Tap Touch Controls with Memory
- EcoBoost™ Option
- Steam Refresh Cycle
- Wrinkle Shield™ Option
- Quad Baffles
- 7.4 Cu. Ft. Capacity
- Undercounter Installation
- ENERGY STAR® Qualified
- Sanitize Cycle
- Quick Dry Cycle

Product Dimensions:

Height: 39

Width: 27

Depth: 31

Additional Information:

[Use And Care Guide](#)

[Dimension Guide](#)

[Installation Guide](#)

[Warranty Certificate](#)

INVESTED
IN
AMERICA



©Registered trademark/TM Trademark of Whirlpool, U.S.A. © 2016 Whirlpool Corporation. All Rights Reserved
All other trademarks are owned by their respective companies
Because Whirlpool Corporation policy includes a continuous commitment to improve our products, we reserve the right to change materials and specifications without notice. We also reserve the right to discontinue or transition products without notice
Manufacturer's Suggested Retail Price (MSRP) and Minimum Advertised Price (MAP) provided for reference purposes only. Dealer alone determines advertised and retail prices
Created On: Thursday, March 23, 2017 17:33:37

Suite 419 Hampton Upgrade Package 2


WFW85HEFC

4.5 cu. ft. Front Load Washer with TumbleFresh™
option



 **Whirlpool®**

<http://www.whirlpool.com>



Key Features:

- TumbleFresh™ Option
- ColorLast™ Cycle
- Presoak Option
- EcoBoost™ Option
- Precision Dispense
- Steam Clean Option
- Adaptive Wash Technology
- Smooth Wave Stainless Steel Wash Basket
- 4.5 cu. ft. Capacity
- Undercounter Installation
- Add-A-Garment
- ENERGY STAR® Certified

Product Dimensions:

Height: 39 3/4

Width: 27

Depth: 33 5/16

Additional Information:

[Use And Care Guide](#)

[Dimension Guide](#)

[Installation Guide](#)

[Energy Guide](#)

[Warranty Certificate](#)

Available in:

- ☒ Chrome Shadow
☐ White

INVESTED
IN
AMERICA



©Registered trademark/TM Trademark of Whirlpool, U.S.A. © 2016 Whirlpool Corporation. All Rights Reserved.
All other trademarks are owned by their respective companies.
Because Whirlpool Corporation policy includes a continuous commitment to improve our products, we reserve the right to change materials and specifications without notice. We also reserve the right to discontinue or transition products without notice.
Manufacturer's Suggested Retail Price (MSRP) and Minimum Advertised Price (MAP) provided for reference purposes only. Dealer alone determines advertised and retail prices.
Created On: Wednesday, December 14, 2016 18:12:43

Suite 419 Hampton

→ Main Bath → Master Ensuite

CALI

4.8Lpf / 1.28Gpf 1PC 16⁷/₈" HIGH ELONGATE

- ☐ 4740BOV Lined Tank
- ☐ 4710BOVU Unlined Tank

Product Specs:

- High efficiency toilet
- 4.8Lpf/1.28Gpf
- Elongated bowl with concealed skirted trapway
- Vitreous china
- 16⁷/₈" Plus Height bowl
- Soft white tank lever
- 12" (305mm) Rough-in
- 2" Fully glazed ball pass trapway
- 3" Flapper
- Siphon jet flush action
- Water surface (240mm x 170mm) 9¹/₂" x 6¹/₂"
- Decorative chrome and soft white side caps included
- Smooth close toilet seat included

Overall Dimensions:

392mm (W) x 725mm (D) x 760mm (H)
15¹/₂" (W) x 28¹/₂" (D) x 29³/₄" (H)

Compliance Certifications:

Meets or exceeds the following:

- IAPMO cUPC
- US EPA WaterSense
- ASME A 12.19.2 / CSA B45.1-2013
- ADA Guidelines & ANSI A117.1
- MaP Tested 1000g
- LEED Compliant

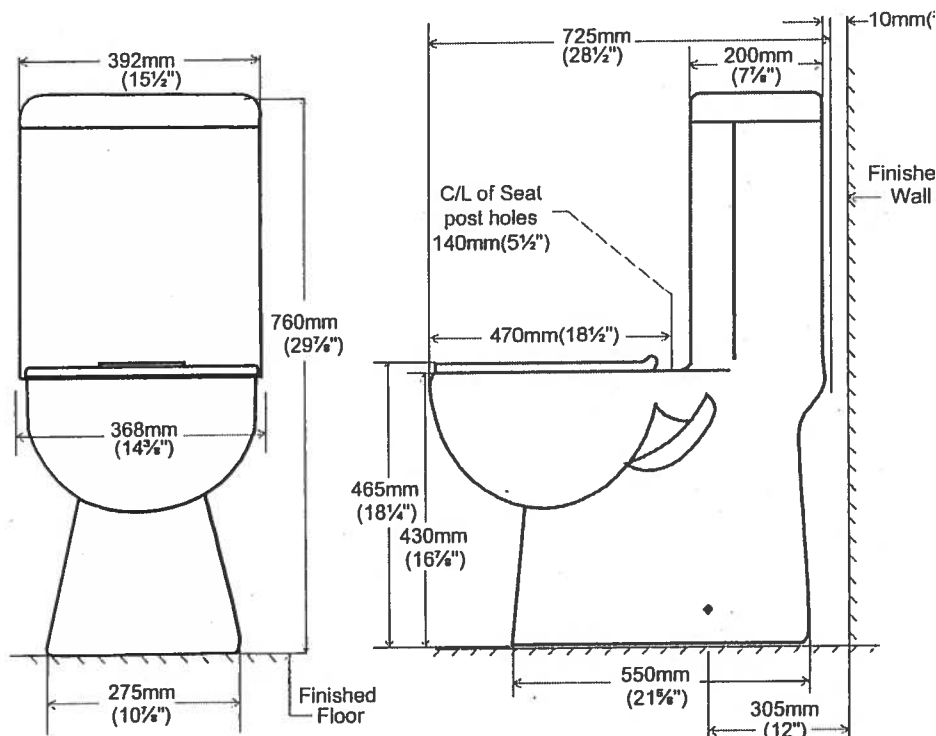
Shipping:

Cube 9.39
GW 92.50lbs



Notes:

This toilet is designed to rough-in at a minimum dimension of 305mm (12") from finished wall to C/L of outlet. Supply line not included with fixture and must be ordered separately.
Important: Dimensions of fixtures are nominal and may vary within the range of tolerances established by ASME standard A112.19.2. These measurements are subject to change or cancellation. No responsibility is assumed for use of superseded or voided pages.
Products are designed to comply ADA/ANSI A117.1 Standard. It shall be the responsibility of the installer to comply with the local disability codes and standards prior to installing the product.



contrac


5970 Chedworth Way, Unit A, Mississauga, ON, Canada L5R 3V5
www.contrac.ca

Revised: January 201

Standard

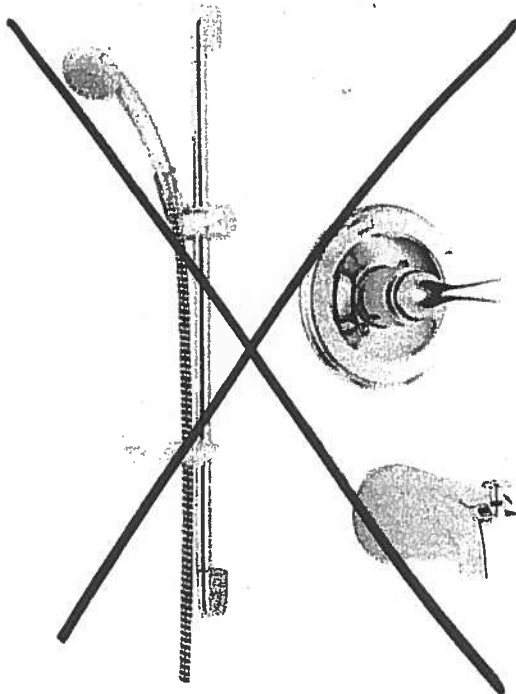


Suite 419
Hampton

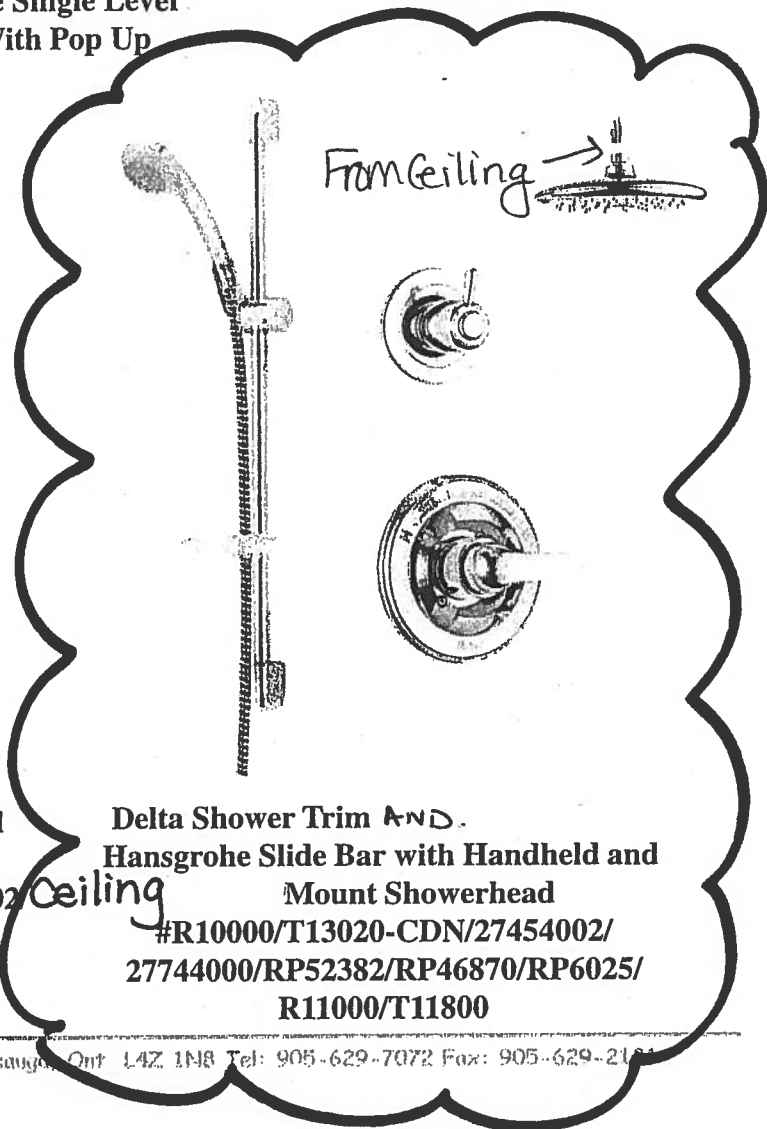


Delta Wynne Chrome Single Lever
Lavatory Faucet With Pop Up
#534LF

Master Ensuite
Shower Stall



Delta Shower Trim with Tub Spout and
Hansgrohe Slide Bar with Handheld
#R10000/T13020-CDN/2001-TP/27454002/
27744000



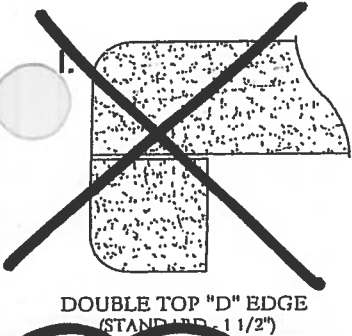
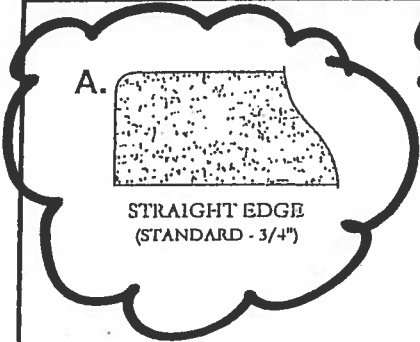
Delta Shower Trim AND
Hansgrohe Slide Bar with Handheld and
Mount Showerhead
#R10000/T13020-CDN/27454002/
27744000/RP52382/RP46870/RP6025/
R11000/T11800

Countertop Edges
Suite 419
Hampton

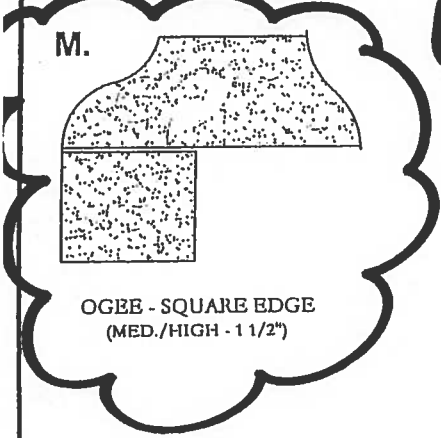
Dec. 13, 2017

CONNOLLY Marble & Granite Ltd.	EDGE DETAILS 004
--------------------------------	---------------------

Standard:
Main Bath
Master Ensuite



Upgrade:
Kitchen



Suite 419
Hampton

→ Living Room
→ Master Bedroom

→ CONDUIT :

CABLE/BELL

@ 60"

TV →



← PLUG

← conduit

BLANK
PLATE



PLUG

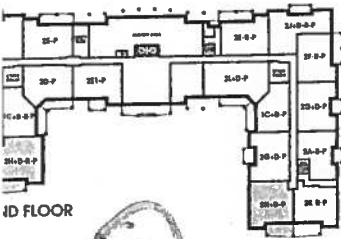
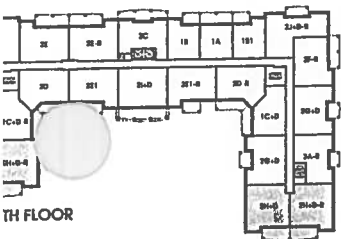
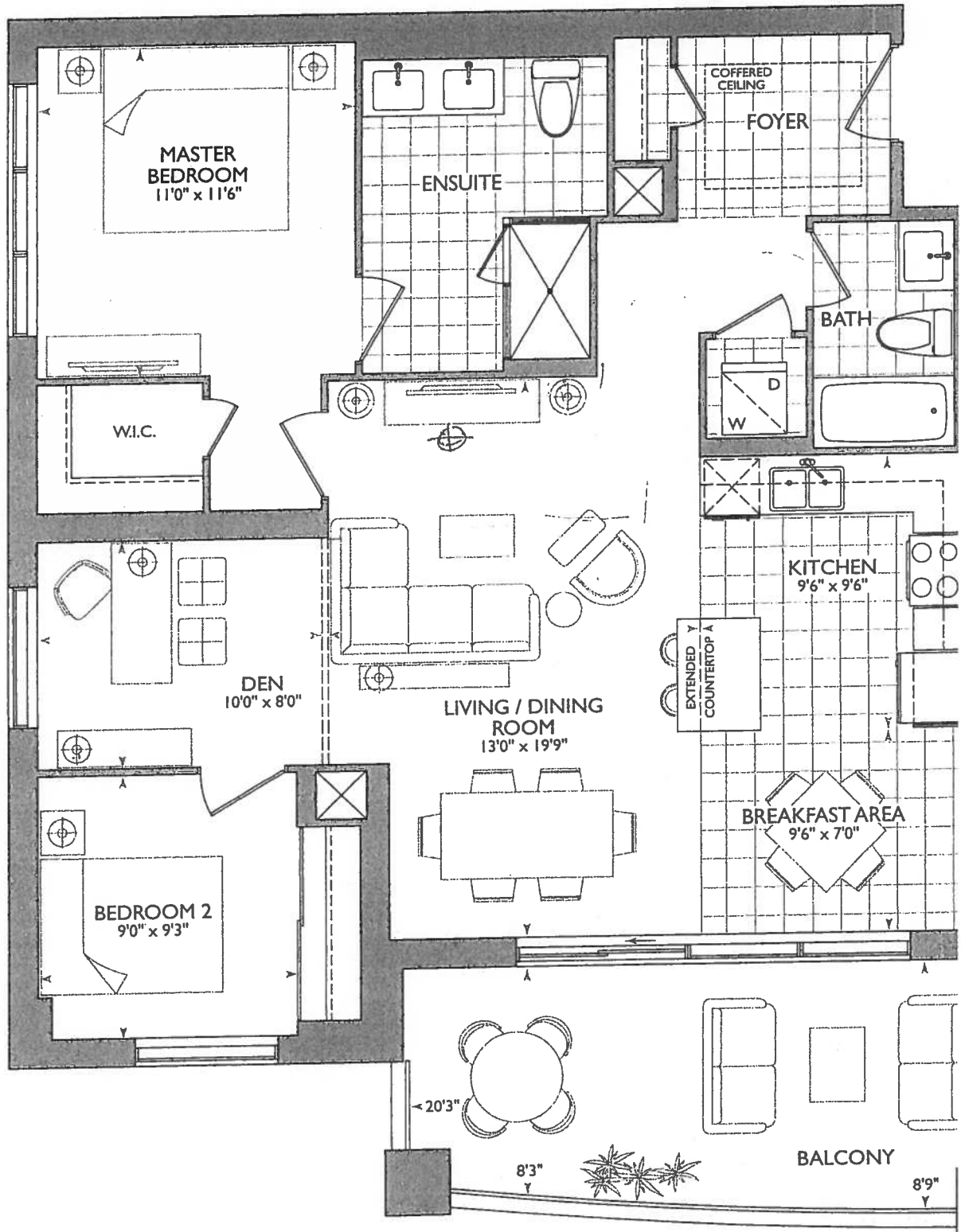


Glen Cove

Suite 420

ORIGINAL PLAN.

1,162 SQ FT *plus* 168 sq. ft. of balcony area



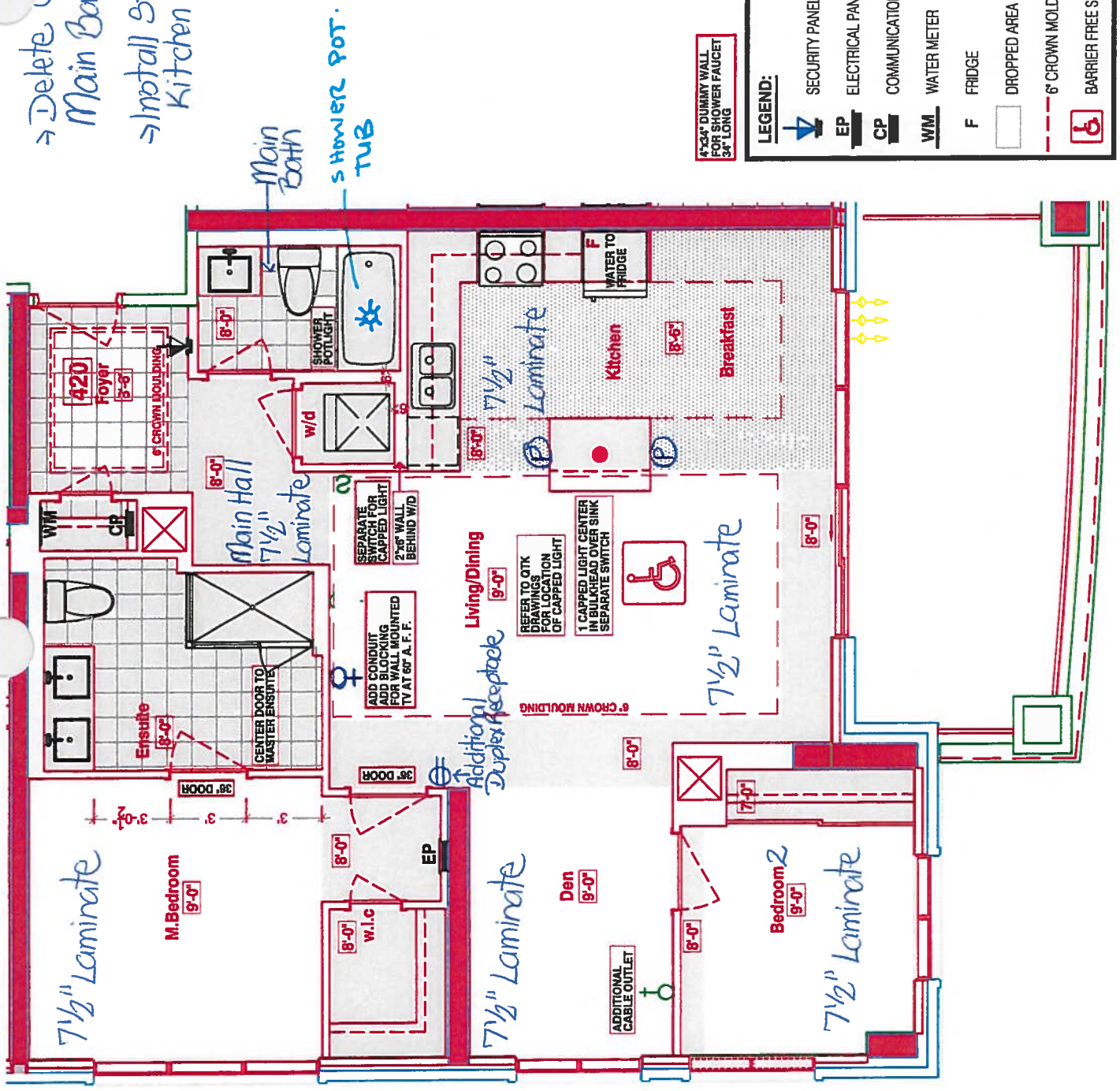
18

December 15, 2017

~~1/11~~

KITCHEN

- UPG #1 - APPLIANCE PACKAGE
- x6 - PUCK LIGHTS
- x2 - PLUGS ISLAND.
- x1 - CAPPED LIGHT OVER ISLAND (SEE KITCHEN LAYOUT)
- STO ISLAND SHIFTED TOWARDS STOVE
- 55" STOVE PIPE CENTER
- 67 3/4" SINK PIPE CENTER
- MAIN + ENSUITE RAISED VANITIES 36 1/4" + 3' SPURST



→ Delete Ceramic Accessories at;
Main Bath + Master Ensuite
→ Install Standard Laminare at:
Kitchen / Breakfast

RECEIVED
DEC 15 2017

SUITE 420 - GLEN COVE

■ Royal Pine Homes ■ 25 Baker Hill Blvd - Stouffville, ON ■ Dec 15, 2017



CONSTRUCTION SUMMARY

Hampton Place

PURCHASER: KATHRYN E. MARSHALL

TEL: RES.: 905-640-2404

LOT NUMBER	PHASE	HOUSE TYPE	CLOSING DATE	
420	1	GLEN COVE	16-Oct-18	

Offer Worksheet	PURCHASER TO RECEIVE \$10,000(INCLUDES APPLICABLE TAXES) WORTH OF UPGRADES AT THE DECOR CENTER AT TIME OF COLOUR CHART. Note:
--------------------	--

Offer Worksheet	VENDOR TO INSTALL 36 INCH DOORS FOR MASTER BEDROOM AND MASTER ENSUITE. Note:
--------------------	---

Offer Worksheet	VENDOR TO CENTER DOOR TO MASTER ENSUITE AS PER PLAN. Note:
--------------------	---

Offer Worksheet	VENDOR TO INSTALL STANDARD LAMINATE IN KITCHEN AND BREAKFAST AREA IN LIEU OF TILE AS PER PLAN. Note:
--------------------	---

Offer Upgrade	WATER LINE TO FRIDGE Note:
------------------	-------------------------------

Offer Upgrade	SHOWER POT LIGHT IN MAIN BATH TUB Note:
------------------	--

Offer Upgrade	ADDITIONAL DUPLEX RECEPTACLE IN LIVING/DINING AS PER SKETCH Note:
------------------	--

Offer Upgrade	CONDUIT AND BLOCKING FOR WALL MOUNTED TV IN LIVING ROOM (60 INCHES ABOVE FINISHED FLOOR) AS PER SKETCH Note:
------------------	---

Offer Upgrade	ADDITINAL CABLE OUTLET IN DEN AS PER SKETCH Note:
------------------	--

Offer Upgrade	1- EXTRA CEILING CAPPED OUTLET OVER ISLAND IN KITCHEN Note:
------------------	--





SITE COPY

CONSTRUCTION SUMMARY

Hampton Place

PURCHASER: KATHRYN E. MARSHALL

TEL: RES.: 905-640-2404

LOT NUMBER	PHASE	HOUSE TYPE	CLOSING DATE	
420	1	GLEN COVE	16-Oct-18	

Date Added: 15-Dec-17 Invoice Number: 7059

1 - CLARIFICATION; REFER TO APAS;
BROOM - Standard electrical outlet to be installed at standard height beside conduit pipe Additional electrical outlet to be installed beside
pipe & standard cable rough-in Approx. 60" AFF (See Attached Sketch)
Note: As per Vince at Head-Office

1 - KITCHEN & BATHROOMS - SEE QUALITY TOPS & KITCHENS FOR ALL KITCHEN & BATHROOMS UPGRADES / LAYOUTS.
(Upgrade Package #1) (See Attached QTK Paperwork)
Note:

1 - KITCHEN - CABINETRY - Install Upgrade Package # 3 Cabinetry - Categroy 4G Cloud White with Sky Linen Glaze QT 4401 - To be installed
throughout kitchen, where applicable. (See Sketch)
Note:

2 - KITCHEN - Install TWO (2) ADDITIONAL PUCK LIGHTS (Same Switch as Standard Puck Lights) at kitchen. To be installed below kitchen
cabinetry, where applicable. (See Attached QTK Layout for Locations)
Note: Purchaser Paying Difference for Additional Puck Lights - Standard Kitchen to Receive Four (4) Puck Lights - Upgrade Kitchen
Requires Six (6) Puck Lights

1 - KITCHEN - Install 1ST UPGRADE CAESARSTONE COUNTERTOP - 4030 STONE GREY - To be installed throughout kitchen, where
applicable. (does not include backsplash) (See Sketch)
Note:

1 - DISCLAIMER - STONE COUNTERTOP;
KITCHEN - Stone slabs vary in size & all seams are visible & the fabricator reserves the right to position the seams as necessary.
Note:

KITCHEN - Kitchen Backsplash - Install 3RD UPGRADE BACKSPLASH - 12x12 ORIENTAL WHITE STRIPS MOSAICS - To be installed
throughout kitchen, where applicable, (does not include behind the fridge or stove) (See Sketch)
Note:

1 - KITCHEN - Kitchen Sink - Install Standard Undermount Sink - BLANCO Horizon Plus U2 Undermount Sink (8") - Model # 401234
Note:

1 - KITCHEN - Kitchen Faucet - Install Standard Faucet - DELTA Chrome Pull-Out Kitchen Faucet (Single Hole) - Model # 469LF - Chrome
Note:

1 - APPLIANCE PACKAGE - Install Upgrade Appliance Package - UPGRADE PACKAGE #1 - To be installed throughout suite, where applicable.
(See Sketch)
Note:

1 - MAIN BATH & MASTER ENSUITE - Install RAISED VANITY HEIGHTS at Main Bath and Master Ensuite Vanities, where applicable. (See
Attached QTK Paperwork)
Note:

1 - MAIN BATH & MASTER ENSUITE - Install Standard Granite Countertop - SERENATA - To be installed throughout Main Bath and Master
Ensuite Vanity Countertops, where applicable. (Includes 3" Splash) (See Sketch)
Note:

1 - CLARIFICATION;
MAIN BATH & MASTER ENSUITE - Install Standard 3" Splash throughout Main Bath and Master Ensuite vanity countertops, where applicable. (See
Sketch)
Note:

1 - DISCLAIMER - GRANITE COUNTERTOP;
MAIN BATH & MASTER ENSUITE - Due to the many variables that can affect the pattern, colour and/or design and "pitting" of natural products,
granite installed will not be identical to the samples displayed.
Note: Every effort is made to provide granite countertops as close as possible but the vendor is not responsible for results which differ
from the sample displayed. All countertop surfaces may have seams, and product pattern and shade can change in areas containing
seams.



SITE COPY

CONSTRUCTION SUMMARY
Hampton Place

PURCHASER: KATHRYN E. MARSHALL TEL: RES.: 905-640-2404

LOT NUMBER	PHASE	HOUSE TYPE	CLOSING DATE
420	1	GLEN COVE	16-Oct-18

Date Added: 15-Dec-17 Invoice Number: 7059

1 - DISCLAIMER - STONE COUNTERTOP;
MAIN BATH & MASTER ENSUITE - Stone slabs vary in size & all seams are visible & the fabricator reserves the right to position the seams as they see fit.
Note:

1 - MAIN BATH - Purchaser Request to Install Standard Wall Tile - 8x10 Naturale Grigio - HORIZONTALLY / STACKED - Throughout Main Bath Tub/Shower Enclosure (See Sketch)
Note:

1 - MASTER ENSUITE - Purchaser Request to Install Standard Wall Tile - 8x10 Naturale Grigio - HORIZONTALLY / STACKED - Throughout Master Ensuite Shower Stall (See Sketch)
Note:

1 - CLARIFICATION;
MAIN BATH & MASTER ENSUITE - Install Standard Plumbing Fixtures throughout Main Bath and Master Ensuite, where applicable. (See Sketch)
Note: **See Below Item for Upgrade Toilet at Master Ensuite Only**

1 - MASTER ENSUITE - TOILET - Install Upgrade Toilet - CONTRAC - CALI Elongated One Piece Toilet - Model # 4710-BOVU - White (See Sketch)
Note:

1 - CLARIFICATION;
MASTER ENSUITE - Purchaser accepts & acknowledges the standard frameless glass enclosure at master ensuite shower stall will NOT touch the ceiling and will receive a Standard Chrome Header. (See Sketch)
Note:

1 - CLARIFICATION;
MAIN BATH & MASTER ENSUITE - DELETE Do Not Install / Supply / Credit Purchaser for builders standard ceramic bathroom accessories (toilet paper, towel bar & soap dish) throughout all bathrooms where applicable.
Note: To Include; Main Bath & Master Ensuite (See Sketch)

1 - BONUS PACKAGE - PURCHASER HAS APPLIED \$10,000.00 (Includes Taxes) WORTH OF UPGRADE PROMOTIONAL PACKAGE TOWARDS THE PURCHASE OF UPGRADES COMPLETED AT THE DECOR CENTRE.
Note:

1 - PURCHASER HAS ATTENDED A COLOR APPOINTMENT AT THE DECOR CENTRE AND HAS DECLINED ANY ADDITIONAL UPGRADES. Purchaser accepts and acknowledges that there will be no further changes/additions/deletions to be made upon signing on December 15, 2017
Note:

1 - PURCHASER AWARE AND ACCEPTS THAT ANY CHANGES MADE TO UPGRADES AFTER SIGNING THIS PURCHASERS EXTRA FORM ARE SUBJECT TO A MINIMUM ADMINISTRATION FEE OF \$1,000 PLUS A 10% HOLDBACK FEE.
Note:

This Document is Extremely Time Sensitive - Printed 1 Mar 18 at 14:56



* INTERIOR CURTAIN SCHEME *

Purchaser KATHRYN E. MARSHALL		Decor Consultant Melissa Di Marino	Model Type GLEN COVE	Telephone Res. / Bus (905) 640-2404 /	Project Hampton Place	Closing Date 16/10/2018	Unit 420
----------------------------------	--	---------------------------------------	-------------------------	--	--------------------------	----------------------------	-------------

Page 1 of 3

	Flooring		Wall Tile		
	Description	Main	Accent/Insert	Pattern	
MASTER ENSUITE	✓ 13x13 SEAL GREY (STD)	✓ 8x10 Naturale Grigio (Horizontally) (STD)	NONE	NONE	
MAIN BATHROOM	✓ 13x13 SEAL GREY (STD)	✓ 8x10 Naturale Grigio (Horizontally) (STD)	NONE	NONE	
POWDER ROOM	N/A	N/A	N/A	N/A	
KITCHEN / DINETTE	✓ 7 1/2" TorleysForest - Okanogan 9742P (STD)	✓ 12x12 Oriental White Strips Mosaics (UPG)	NONE	NONE	
FOYER	✓ 20x20 PULPIS GRIS (STRAIGHT) (STD)	N/A	N/A	N/A	
LAUNDRY	✓ 8x8 BEHRAM PINK (STD)	N/A	N/A	N/A	
MAIN HALL	✓ 7 1/2" TorleysForest - Okanogan 9742P (STD)	N/A	N/A	N/A	
LIVING ROOM	✓ 7 1/2" TorleysForest - Okanogan 9742P (STD)				
DINING ROOM	✓ 7 1/2" TorleysForest - Okanogan 9742P (STD)				
DEN	✓ 7 1/2" TorleysForest - Okanogan 9742P (STD)				
MASTER BEDROOM	✓ 7 1/2" TorleysForest - Okanogan 9742P (STD)				
BEDROOM 2	✓ 7 1/2" TorleysForest - Okanogan 9742P (STD)				
BEDROOM 3	✓ N/A				

Notes

Page 1 of 3

Consultant: 
Melissa Di Marino

Purchaser: 
KATHRYN E. MARSHALL

Vendor: 
Hampton Place



* INTERIOR C **JR SCHEME** *

Purchaser KATHRYN E. MARSHALL	Decor Consultant Melissa Di Marino	Model Type GLEN COVE	Telephone Res. / Bus (905) 640-2404 /	Project Hampton Place	Closing Date 16/10/2018	Unit 420
---	--	--------------------------------	---	---------------------------------	-----------------------------------	--------------------

Page 2 of 3

CABINETS, VANITIES AND COUNTERTOPS

	Style	Countertop	Counter Edge	Handle / Knob
MAIN BATHROOM	CATEGORY 1 - LP LAMINATE - CHILL QT 1022 (STD)	<input checked="" type="checkbox"/> SERENATA GRANITE (STD)	<input checked="" type="checkbox"/> A " EDGE (STD)	B603-SC
MASTER ENSUITE	CATEGORY 1 - LP LAMINATE - CHILL QT 1022 (STD)	<input checked="" type="checkbox"/> SERENATA GRANITE (STD)	<input checked="" type="checkbox"/> A " EDGE (STD)	B603-SC
POWDER ROOM	N/A	N/A	N/A	N/A
KITCHEN / DINETTE	<input checked="" type="checkbox"/> CATEGORY 4G - FIBERBOARD - CLOUD WHITE with SKY LINEN GLAZE QT 4401 (UPG)	<input checked="" type="checkbox"/> 4030 Stone Grey CaesarStone (UPG)	<input checked="" type="checkbox"/> A " EDGE (STD)	16338-195
LAUNDRY ROOM	N/A	N/A	N/A	N/A

APPLIANCE PACKAGE

Upgrade
Package #1

Std 31in Opening

PLUMBING FIXTURES

KITCHEN	
Sink Model	<input checked="" type="checkbox"/> STANDARD
Sink Faucet	<input checked="" type="checkbox"/> STANDARD
TOILETS	
Master Ensuite	<input checked="" type="checkbox"/> UPGRADE - Contrac Cali #4710-BOVU
Main Bathroom	<input checked="" type="checkbox"/> STANDARD
Powder Room	N/A
VANITY FAUCETS	
Master Ensuite	<input checked="" type="checkbox"/> STANDARD
Main Bathroom	<input checked="" type="checkbox"/> STANDARD
Powder Room	N/A

VANITY SINKS

Master Ensuite	<input checked="" type="checkbox"/> STANDARD
Main Bathroom	<input checked="" type="checkbox"/> STANDARD
Powder Room	N/A

SHOWER STALL / TUBS

Master Ensuite Shower Stall	<input checked="" type="checkbox"/> STANDARD
Master Ensuite Tub	N/A
Main Bathroom Tub	<input checked="" type="checkbox"/> STANDARD

Trim

Baseboard & Casing	<input checked="" type="checkbox"/> STANDARD
Interior Doors	<input checked="" type="checkbox"/> STANDARD - CARRARA, SMOOTH

Levers	<input checked="" type="checkbox"/> STANDARD
Door Height	<input checked="" type="checkbox"/> STANDARD

Cornice Moulding / Medallion

Foyer	<input checked="" type="checkbox"/> STANDARD - #CTR-611
Living Room	<input checked="" type="checkbox"/> STANDARD - #CTR-611
Dining Room	<input checked="" type="checkbox"/> STANDARD - #CTR-611
Den	NONE
Master Bedroom	NONE
Bedroom 2	NONE
Bedroom 3	N/A

Fireplace

Fireplace	N/A
Location Flooring	N/A
Style	N/A
Finish	N/A
Marble	N/A
Hearth	N/A

Paint Throughout

Walls	STANDARD - BIRCH WHITE
Trim	STANDARD - WHITE

MISC. INSTALLATIONS

Ceramic Accessories
(installed by Vendor)
☐ Yes ☒ No

Bathroom Mirrors
(installed by Vendor)
☒ Yes ☐ No

Wire Shelving - Closet
(installed by Vendor)
☒ Yes ☐ No

Page 2 of 3

Decor Consultant:

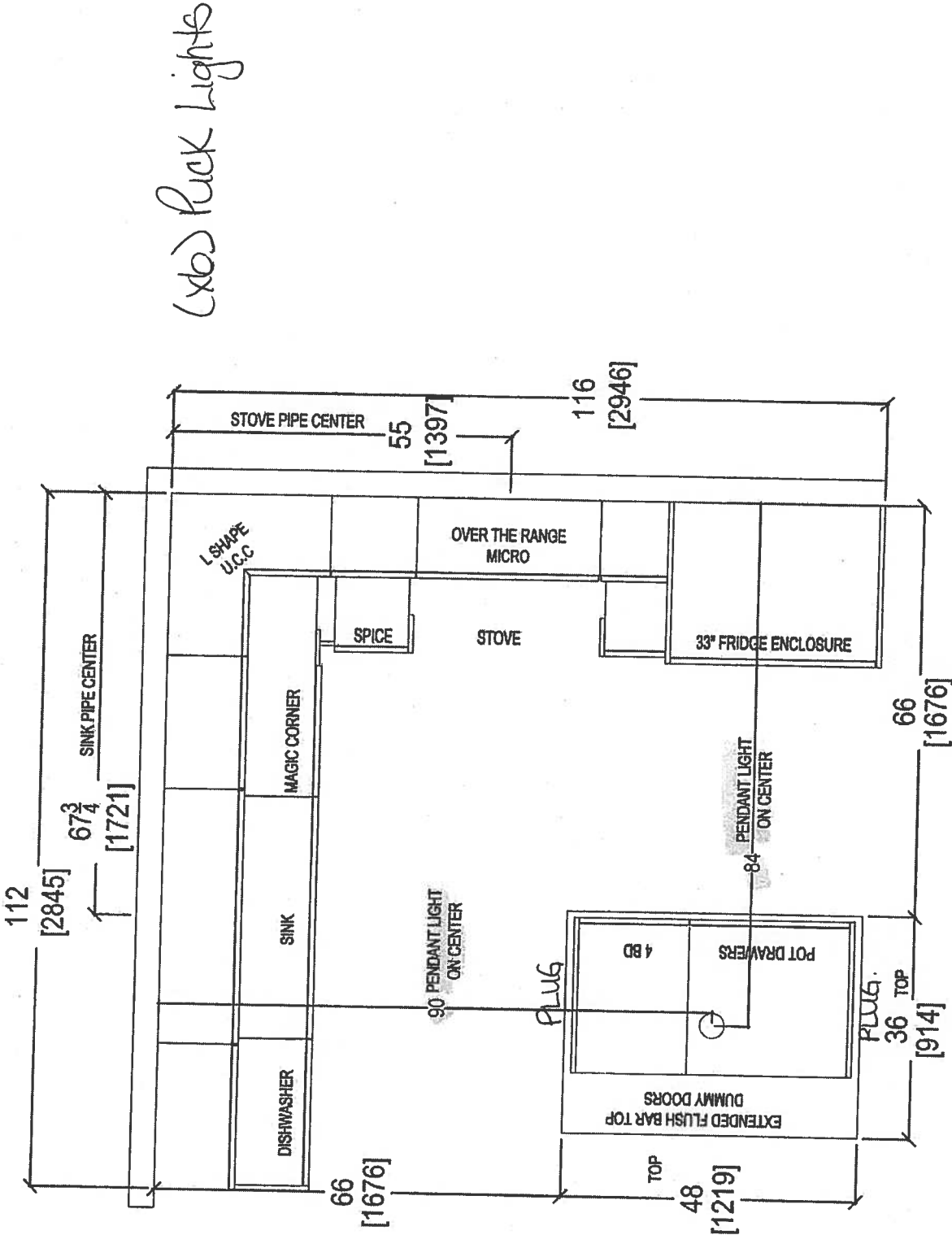
Melissa Di Marino

Purchaser:

KATHRYN E. MARSHALL

Vendor:

Hampton Place



80 SANTE DRIVE, VAUGHAN, ON L4K 3C4,
T: 416.746.1811 F: 905.761.5901

CLIENT: ROYAL PINE HOMES
SITE: HAMPTON PLACE
PHONE: —
EMAIL: —

UNIT 420 HMP
DOOR STYLE: —
FINISH: —
SPECIES: —

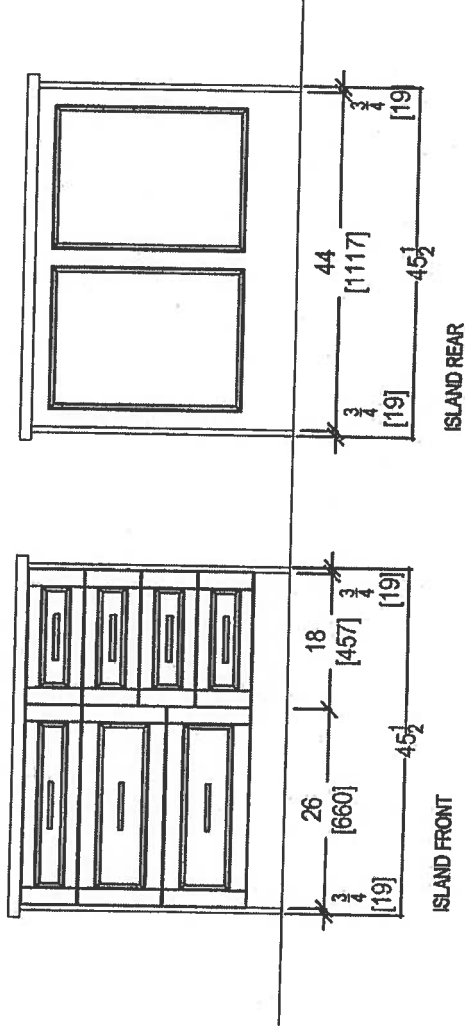
ROOM: KITCHEN FLOOR PLAN

DOOR HANDLE: —
DRW HANDLE: —
TOP: —

DRAWN BY: SK
SCALE: 1/2" = 1' - 0"
DATE: FEB 20, 2018
PAGE: —

COMMENTS:
PLEASE NOTE ALL DIMENSIONS
ARE NOT FINAL AND ARE
SUBJECT TO CHANGE UPON
FINAL SITE MEASURE

Suite 420 Hampton



CLIENT: ROYAL PINE HOMES

SITE: HAMPTON PLACE

PHONE: --

EMAIL: --

UNIT 420 HMP

DOOR STYLE: --

FINISH: --

SPECIES: --

ROOM: KITCHEN

DOOR HANDLE: --

DRW HANDLE: --

TOP: --

DRAWN BY: SK

SCALE: 1/2" = 1' - 0"

DATE: FEB 20, 2018

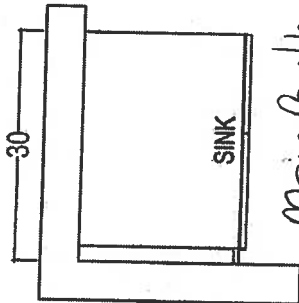
PAGE: --

COMMENTS:

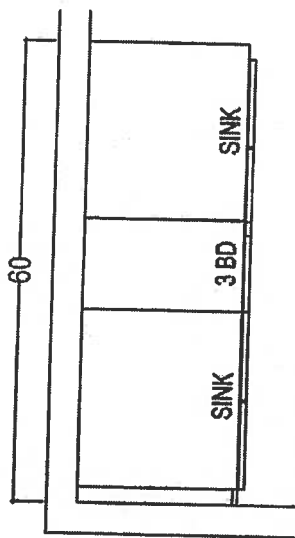
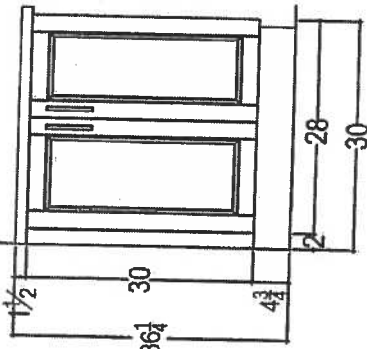
PLEASE NOTE ALL DIMENSIONS
ARE NOT FINAL AND ARE
SUBJECT TO CHANGE UPON
FINAL SITE MEASURE

Suite 420 Hampton

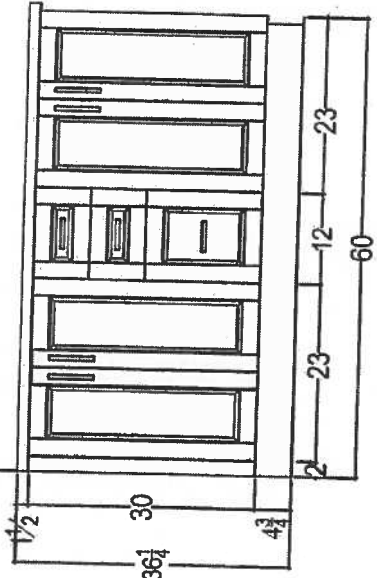
Install 3" Splash



Main Bath
Raised
Height



MASTER ENSUITE
Raised
Height



CLIENT: ROYAL PINE HOMES
SITE: HAMPTON PLACE
PHONE: —
EMAIL: —

UNIT 420 HMP
DOOR STYLE: —
FINISH: —
SPECIES: —

ROOM: VANITIES
DOOR HANDLE: —
DRW HANDLE: —
TOP: —

DRAWN BY: SK
SCALE: 1/2" = 1' - 0"
DATE: FEB 20, 2018
PAGE: —

COMMENTS:
PLEASE NOTE ALL DIMENSIONS
ARE NOT FINAL AND ARE
SUBJECT TO CHANGE UPON
FINAL SITE MEASURE

Suite 420
Hampton

Upgrade
Package I

WRB322DMBM



Whirlpool®

<http://www.whirlpool.com>

3-inches wide Bottom-Freezer Refrigerator with
SpillGuard™ Glass Shelves - 22 cu. ft

Key Features:

- SpillGuard™ Glass Shelves
- Adaptive Defrost / *Factory Installed Icemaker*
- FreshFlow™ Produce Preserver
- LED Interior Lighting
- ENERGY STAR® Qualified

Product Dimensions:

Height: 70

Width: 32 5/8

Depth: 33 3/8

Electrical Requirements:

15


Additional Information:

[Use And Care Guide](#)

[Dimension Guide](#)

[Energy Guide](#)

[Warranty Certificate](#)



INVESTED
IN
AMERICA



©Registered trademark/TM Trademark of Whirlpool, U.S.A. © 2016 Whirlpool Corporation. All Rights Reserved.
All other trademarks are owned by their respective companies.
Because Whirlpool Corporation policy includes a continuous commitment to improve our products, we reserve the right to change materials and specifications without notice. We also reserve the right to discontinue or transition products without notice.
Manufacturer's Suggested Retail Price (MSRP) and Minimum Advertised Price (MAP) provided for reference purposes only. Dealer alone determines advertised and retail prices.
Created On: Tuesday, March 14, 2017 11:30:08

Suite 420 Hampton

WEE745H0FS

Upgrade Package I



Whirlpool®

<http://www.whirlpool.com>

6.4 Cu. Ft. Slide-In Electric Range with True Convection



Key Features:

- Frozen Bake™ Technology
- True Convection Cooking
- FlexHeat™ Triple Radiant Element
- Convection Conversion
- AquaLift® Self-Cleaning Technology
- Temperature Sensor
- Rapid Preheat
- 6.4 Cu. Ft. Capacity
- Easy-Wipe Ceramic Glass Cooktop
- Large Oven Window
- Max Capacity Rack
- Hidden Bake Element

Product Dimensions:

Height: 36

Width: 29 7/8

Additional Information:

[Use And Care Guide](#)

[Dimension Guide](#)

[Installation Guide](#)

[Warranty Certificate](#)

INVESTED
IN
AMERICA

ADA
Compliant

®Registered trademark/TM Trademark of Whirlpool, U.S.A. © 2016 Whirlpool Corporation. All Rights Reserved.
All other trademarks are owned by their respective companies.
Because Whirlpool Corporation policy includes a continuous commitment to improve our products, we reserve the right to change materials and specifications without notice. We also reserve the right to discontinue or transition products without notice.
Manufacturer's Suggested Retail Price (MSRP) and Minimum Advertised Price (MAP) provided for reference purposes only. Dealer alone determines advertised and retail prices.
Created On: Friday, January 27, 2017 10:46:47

Suite 420
Hampton

Upgrade
Package 1



YWMH76719CS



<http://www.whirlpool.com>

9 cu. ft. Microwave Hood Combination with
TimeSavor™ Plus True Convection

Key Features:

- TimeSavor™ Plus True Convection Cooking System
- Steam Cooking
- Sensor Cooking
- AccuPop™ Cycle
- CleanRelease® Non-Stick Interior
- SteamClean Option
- Integrated Hidden Vent and Console
- Auto Adapt Fan
- Recessed, Stoppable Glass Turntable
- Universal Microwave Steamer
- 1.9 cu. ft. Capacity
- 1,100 Watts Cooking Power

Product Dimensions:

Height: 17 1/8

Width: 29 15/16

Depth: 18 1/2

Electrical Requirements:

15 or 20. 120 V.

Additional Information:


[Use And Care Guide](#)

[Installation Guide](#)

[Warranty Certificate](#)

Available in:

Stainless Steel



©Registered trademark/TM Trademark of Whirlpool, U S A. © 2013 Whirlpool Corporation. All Rights Reserved
All other trademarks are owned by their respective companies.

Because Whirlpool Corporation policy includes a continuous commitment to improve our products, we reserve the right to change materials and specifications without notice. We also reserve the right to discontinue or transition products without notice.

Manufacturer's Suggested Retail Price (MSRP) and Minimum Advertised Price (MAP) provided for reference purposes only. Dealer alone determines advertised and retail prices.

Created On: Monday, March 14, 2016 13:16:48

Suite 420
Hampton

Upgrade
Package 1



WDTA50SAHZ

Whirlpool®

<http://www.whirlpool.com>

Contemporary Design. Stainless Steel Tub
Dishwasher with TotalCoverage Spray Arm

Key Features:


- Sensor Cycle
- TotalCoverage Spray Arm
- 1-Hour Wash Cycle
- Tap Touch Controls

Product Dimensions:

Height: 34 1/2
Width: 23 7/8
Depth: 24 1/2

Additional Information:

[Use And Care](#)
[Dimension Guide](#)
[Installation Guide](#)
[Energy Guide](#)
[Warranty](#)



Available in:

● Black

Fingerprint Resistant Sunset Bronze

Fingerprint Resistant Black Stainless

○ White

Fingerprint Resistant Stainless Steel

INVESTED
IN
AMERICA



©Registered trademark/TM Trademark of Whirlpool, U.S.A. © 2016 Whirlpool Corporation. All Rights Reserved. All other trademarks are owned by their respective companies.

Because Whirlpool Corporation policy includes a continuous commitment to improve our products, we reserve the right to change materials and specifications without notice. We also reserve the right to discontinue or transition products without notice.

Manufacturer's Suggested Retail Price (MSRP) and Minimum Advertised Price (MAP) provided for reference purposes only. Dealer alone determines advertised and retail prices.

Suite 420
Hampton

Upgrade
Package 1




WFW75HEFW



<http://www.whirlpool.com>

5 cu. ft. Front Load Washer with Precision
Dispense



Key Features:

- Precision Dispense
- Adaptive Wash Technology
- Smooth Wave Stainless Steel Wash Basket
- 4.5 cu. ft. Capacity
- ENERGY STAR® Qualified

Product Dimensions:

Height: 39 3/4

Width: 27

Depth: 33 5/16

Electrical Requirements:

15 or 20. 120 V.

Additional Information:

[Use And Care Guide](#)

[Dimension Guide](#)

[Installation Guide](#)

[Energy Guide](#)

[Warranty Certificate](#)

INVESTED
IN
AMERICA



©Registered trademark/TM Trademark of Whirlpool, U.S.A. ©2013 Whirlpool Corporation. All Rights Reserved.
All other trademarks are owned by their respective companies.
Because Whirlpool Corporation policy includes a continuous commitment to improve our products, we reserve
the right to change materials and specifications without notice. We also reserve the right to discontinue or
transition products without notice.
Manufacturer's Suggested Retail Price (MSRP) and Minimum Advertised Price (MAP) provided for reference
purposes only. Dealer alone determines advertised and retail prices.
Created On: Wednesday, March 23, 2016 11:51:03

Suite 420
Hampton

Upgrade
Package 1



YWED75HEFW

Whirlpool®

<http://www.whirlpool.com>

7.5 cu. ft. Duet® High Efficiency Front Load Electric
Dryer with ENERGY STAR®

MSRP: \$0.00

Key Features:

- Advanced Moisture Sensing System
- Quad Baffles
- Tap Touch Controls with Memory
- EcoBoost™ Option
- Wrinkle Shield™ Plus Option
- Undercounter Installation
- 7.4 Cu. Ft. Capacity
- ENERGY STAR® Qualified

Product Dimensions:

Height: 39

Width: 27


Depth: 31

Additional Information:

Use And Care

Installation Guide

Warranty



Available in:

☐ White

INVESTED
IN
AMERICA

ADA
Compliant

®Registered trademark/TM Trademark of Whirlpool, U.S.A. © 2016 Whirlpool Corporation. All Rights Reserved. All other trademarks are owned by their respective companies.

Because Whirlpool Corporation policy includes a continuous commitment to improve our products, we reserve the right to change materials and specifications without notice. We also reserve the right to discontinue or transition products without notice.

Manufacturer's Suggested Retail Price (MSRP) and Minimum Advertised Price (MAP) provided for reference purposes only. Dealer alone determines advertised and retail prices.

SUITE 420 MASTER ENSUITE

CALI®

4.8Lpf / 1.28Gpf 1PC 16⁷/₈" HIGH ELONGATED

- ☐ 4710BOV Lined Tank
- ☐ 4710BOVU Unlined Tank

Product Specs:

- High efficiency toilet
- 4.8Lpf/1.28Gpf
- Elongated bowl with concealed skirted trapway
- Vitreous china
- 16⁷/₈" Plus Height bowl
- Soft white tank lever
- 12" (305mm) Rough-in
- 2" Fully glazed ball pass trapway
- 3" Flapper
- Siphon jet flush action
- Water surface (240mm x 170mm) 9¹/₂" x 6¹/₂"
- Decorative chrome and soft white side caps included
- Smooth close toilet seat included



Overall Dimensions:

392mm (W) x 725mm (D) x 760mm (H)
15¹/₂" (W) x 28¹/₂" (D) x 29³/₄" (H)

Compliance Certifications:

Meets or exceeds the following:

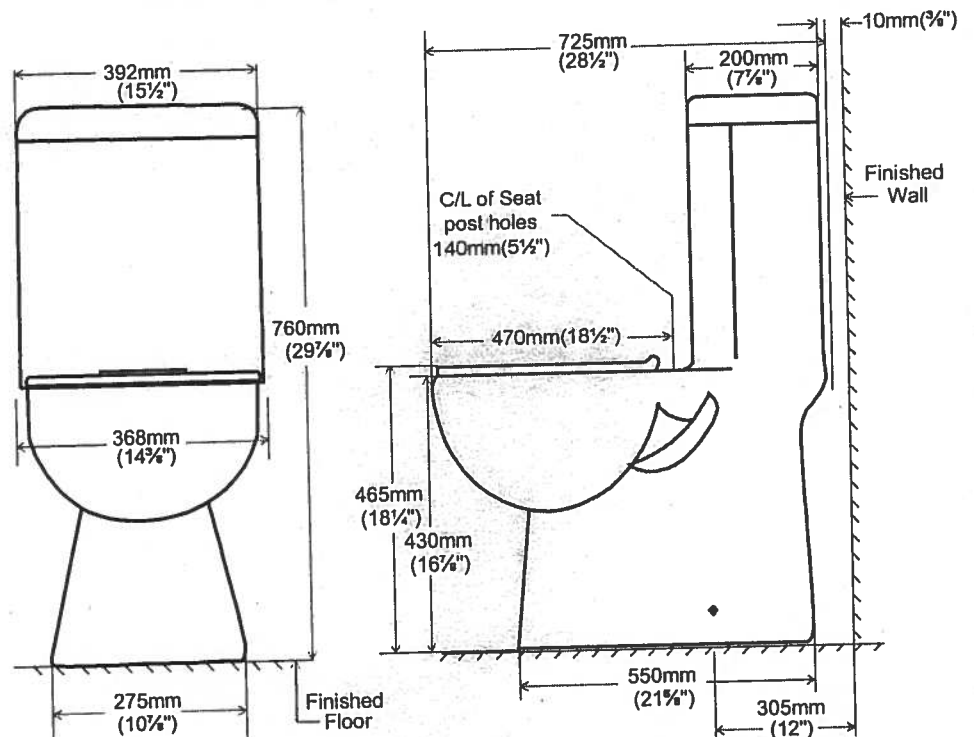
- IAPMO cUPC
- US EPA WaterSense
- ASME A 12.19.2 / CSA B45.1-2013
- ADA Guidelines & ANSI A117.1
- MaP Tested 1000g
- LEED Compliant

Shipping:

Cube 9.39
GW 92.50lbs

Notes:

This toilet is designed to rough-in at a minimum dimension of 305mm (12") from finished wall to C/L of outlet. Supply line not included with fixture and must be ordered separately.
Important: Dimensions of fixtures are nominal and may vary within the range of tolerances established by ASME standard A112.19.2. These measurements are subject to change or cancellation. No responsibility is assumed for use of superseded or voided pages.
Products are designed to comply ADA/ANSI A117.1 Standard. It shall be the responsibility of the installer to comply with the local disability codes and standards prior to installing the product.



contrac.

5970 Chedworth Way, Unit A, Mississauga, ON, Canada L5R 3V5
www.contrac.ca

Revised: January 2016

Suite 420
Hampton


Living Room

→ CONDUIT :

CABLE/BELL

60"

TV →



← PLUG

← conduit

BLANK
PLATE



PLUG

Countertop Edges

Suite 420

Hampton

AM

Dec. 15, 2017

CONNOLLY Marble & Granite Ltd.

EDGE
DETAILS

004

A.

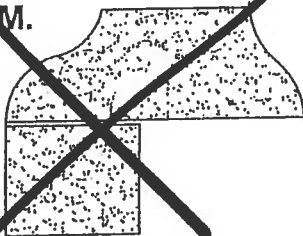


STRAIGHT EDGE
(STANDARD - 3/4")

Standard:
Kitchen
Main Bath
Master Ensuite

DOUBLE TOP "D" EDGE
(STANDARD - 1 1/2")

M.



OGEE - SQUARE EDGE
(MED./HIGH - 1 1/2")

EDGING UP-GRADE OPTIONS



Montauk

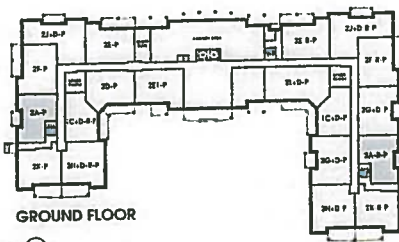
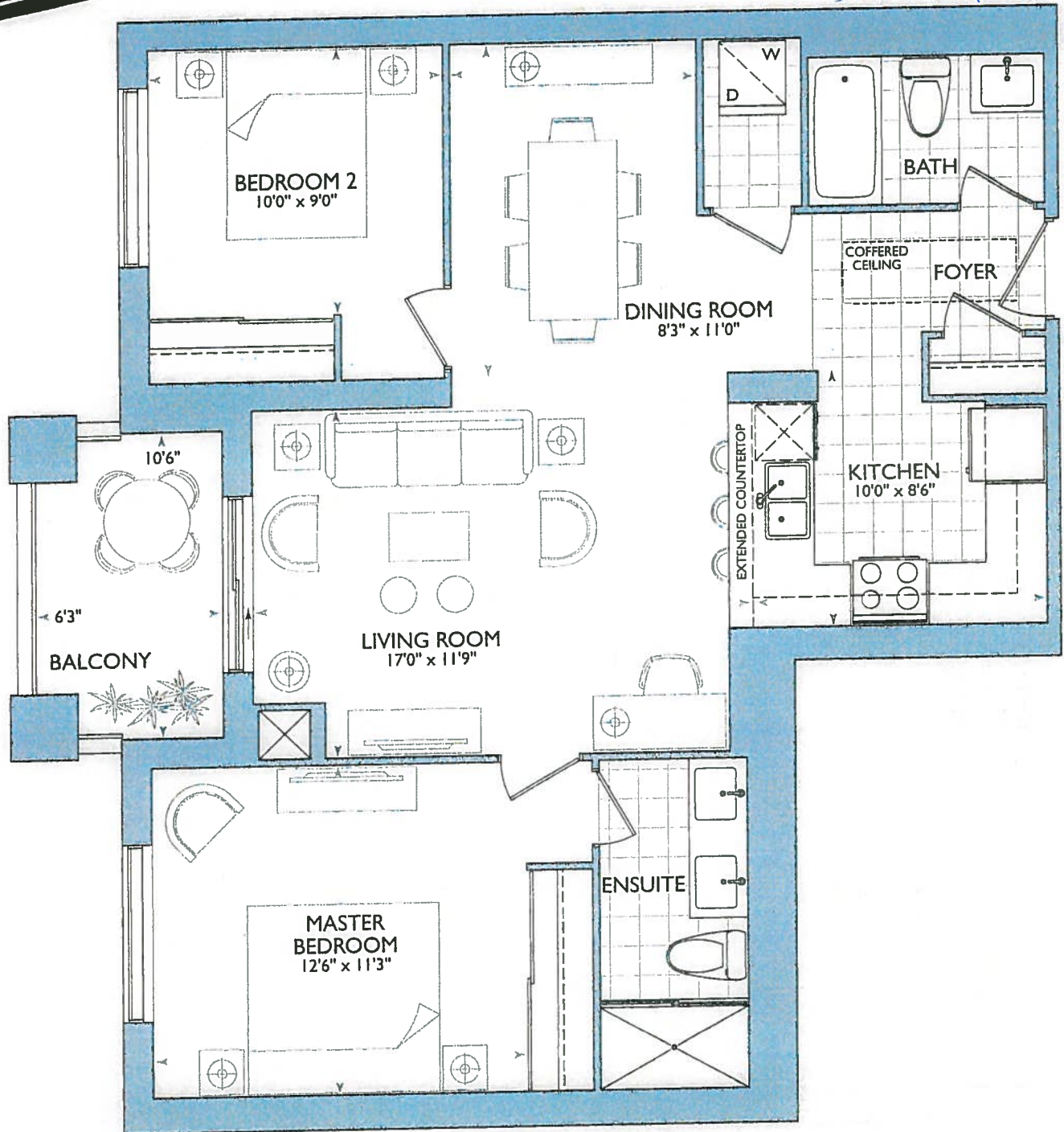
Original Suite

Suite

421.

Inventory Suite

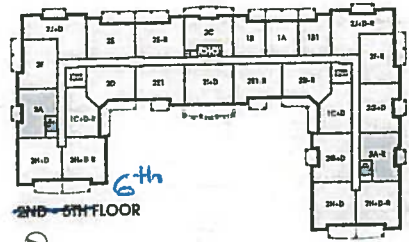
988 SQ FT plus 61 sq. ft. of balcony area



GROUND FLOOR



2ND - 5TH FLOOR



6th
2ND - 5TH FLOOR



MONTAUK: 421

- NEW LOCATION SECURITY PANEL RELOCATE AT MAIN BATH WALL
- 6" COFFERED CEILING AS PER ORIGINAL BROCHURE

KITCHEN

2

APPLIANCE PACKAGE

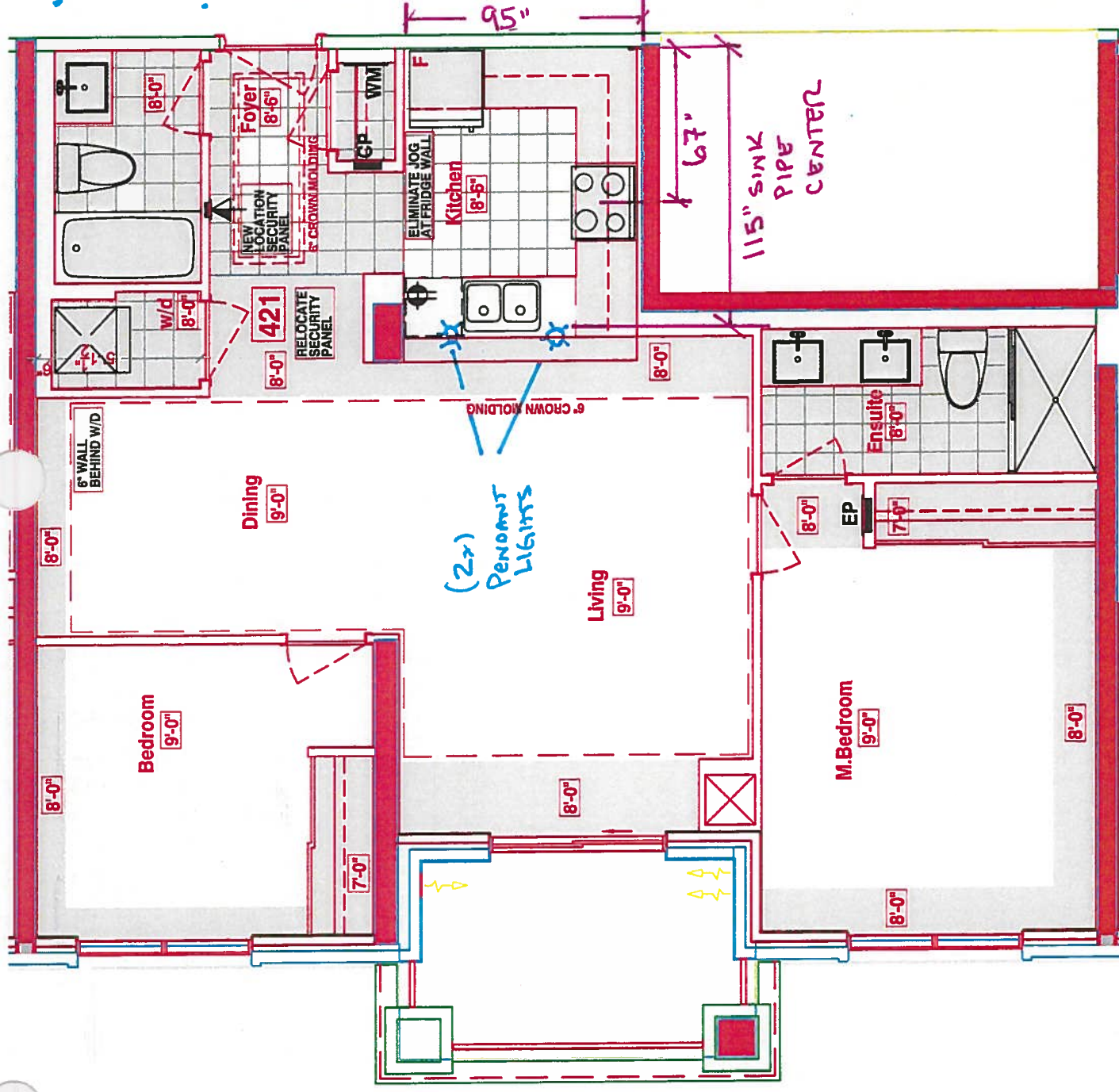
(see BOTH KITCHEN OPTIONS)

"P" = PLUG Peninsular








- $2 \times = \text{LIGHTS OVER}$ Penin Sulu

- 6" stove pipe center

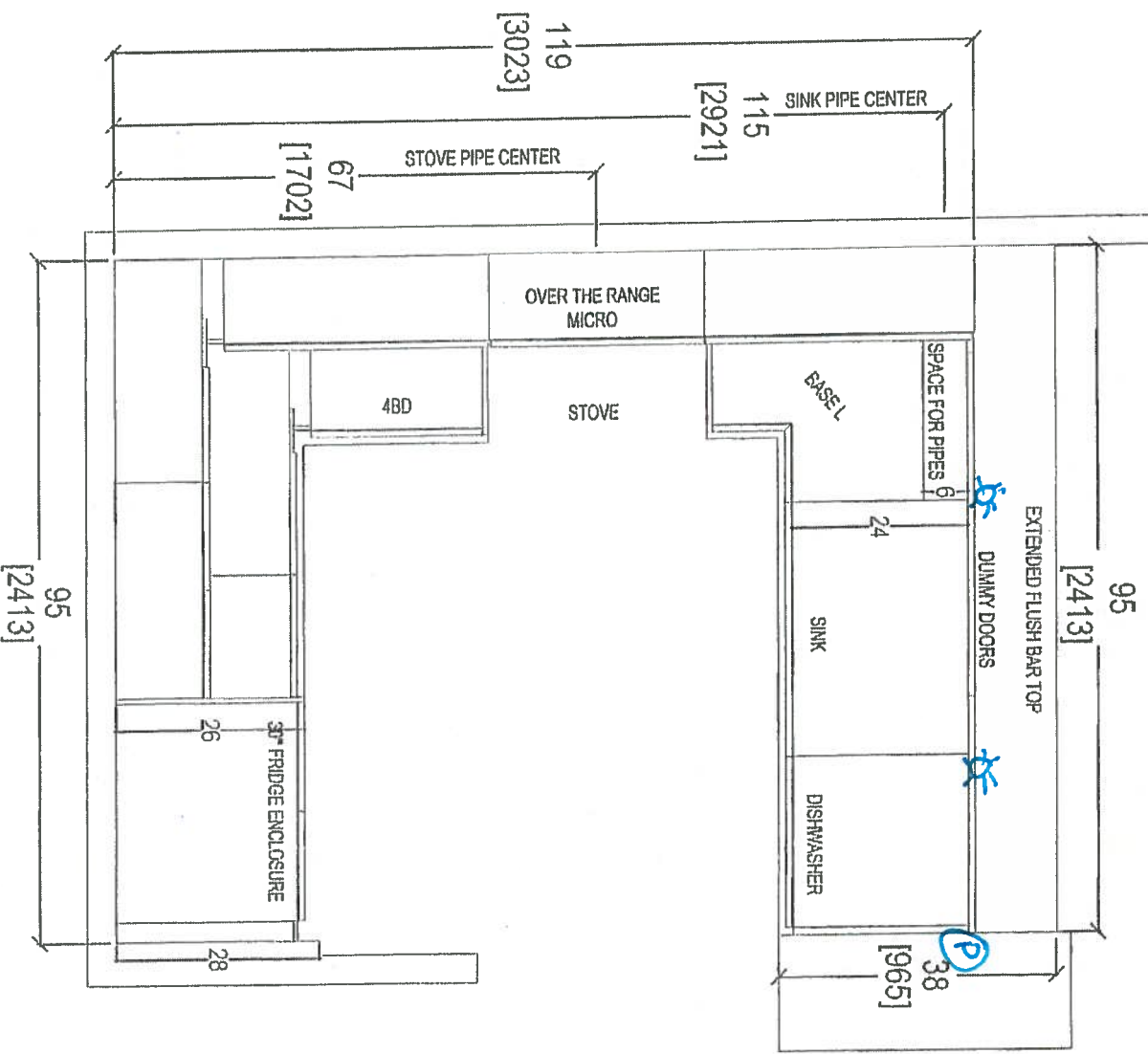
- 115" SWK PIPE CENTER.



LEGEND:

	SECURITY PANEL
	ELECTRICAL PANEL
	COMMUNICATION PANEL
	WATER METER
	FRIDGE
	DROPPED AREA
	6" CROWN MOLDING

- STD Kitchen Layout
- STD APPLIANCE PACKAGE
- (P) Plug Peninsula
- 2x: PENINSULA LIGHTS
- 4x: Puck Lights

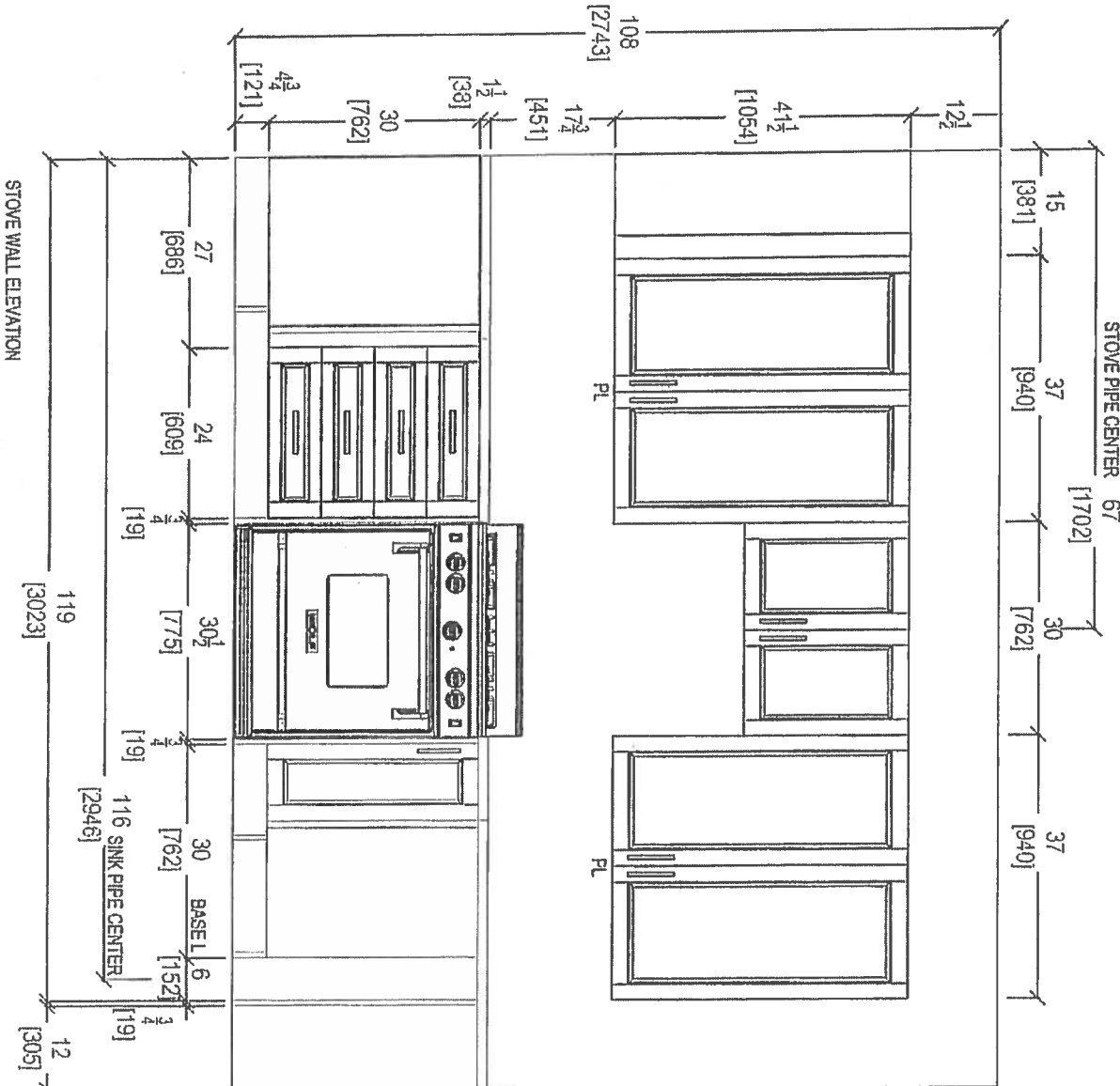
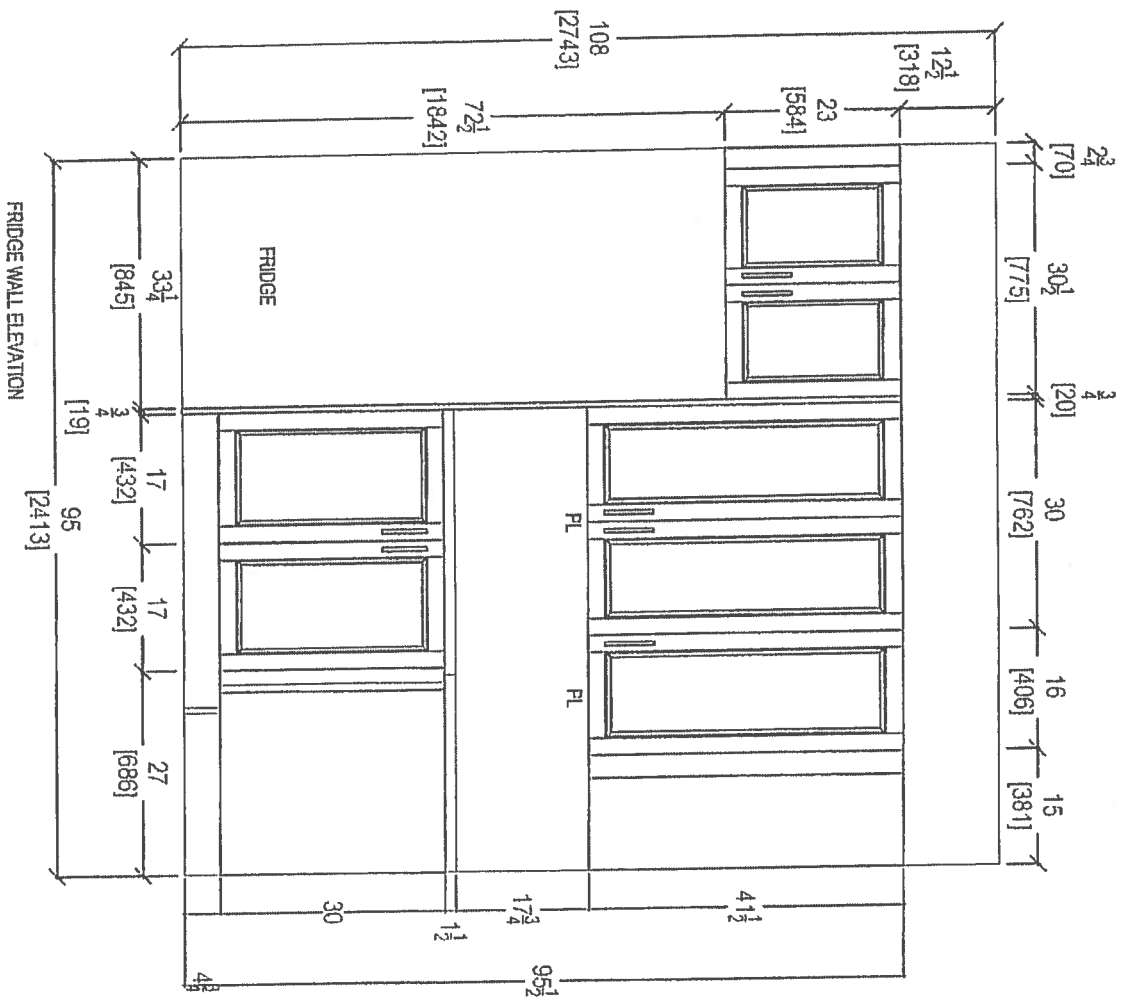


CLIENT: ROYAL PINE HOMES	JOB NAME: 2A	ROOM: KITCHEN FLOOR PLAN	DRAWN BY: SK
SITE: HAMPTON PLACE	DOOR STYLE: —	DOOR HANDLE: —	SCALE: 1/2" = 1' - 0"
PHONE: —	FINISH: —	DRW HANDLE: —	DATE: AUG 4, 2017
EMAIL: —	SPECIES: —	TOP: —	PAGE: —




your kitchen.
60 SANTE DRIVE, VAUGHAN, ON L4K 3C4
T: 416.746.1817 F: 416.746.1818

RECEIVED
Rev 617

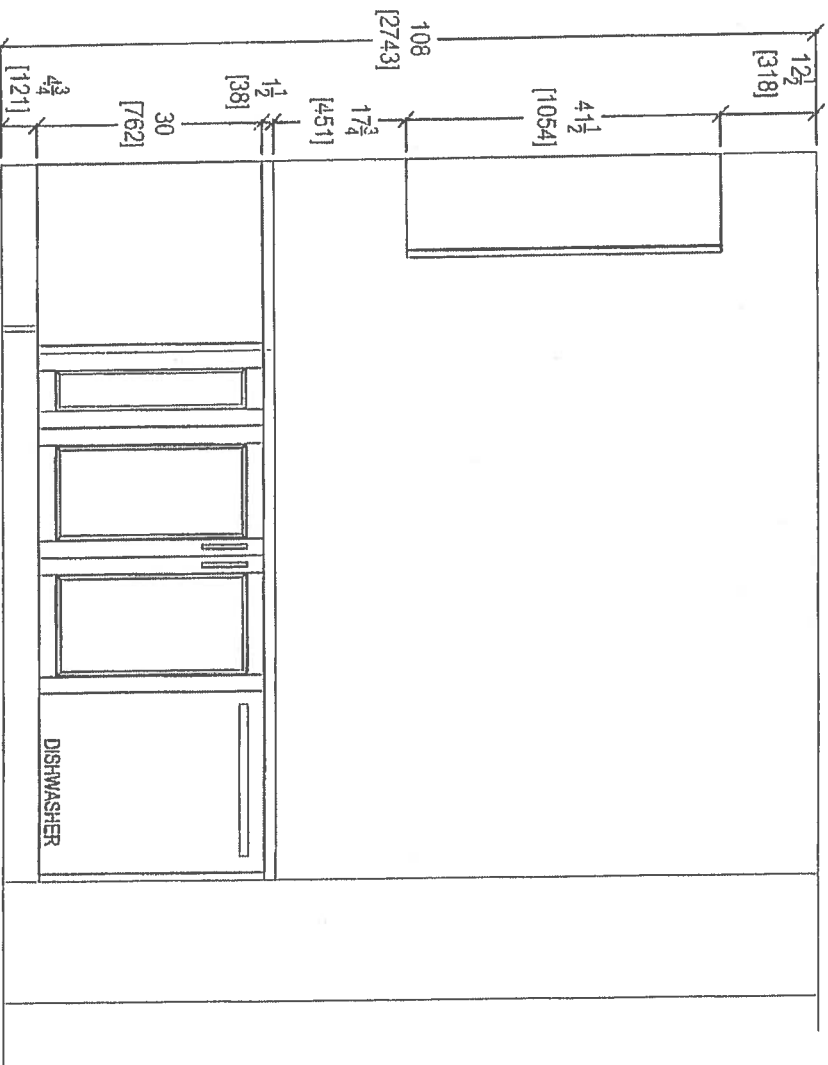


CLIENT: ROYAL PINE HOMES	JOB NAME: 2A	ROOM: KITCHEN	DRAWN BY: SK	COMMENTS:
SITE: HAMPTON PLACE	DOOR STYLE: —	DOOR HANDLE: —	SCALE: 1/2" = 1' - 0"	
PHONE: —	FINISH: —	DRY HANDLE: —	DATE: AUG 4, 2017	
EMAIL: —	SPECIES: —	TOP: —	PAGE: —	

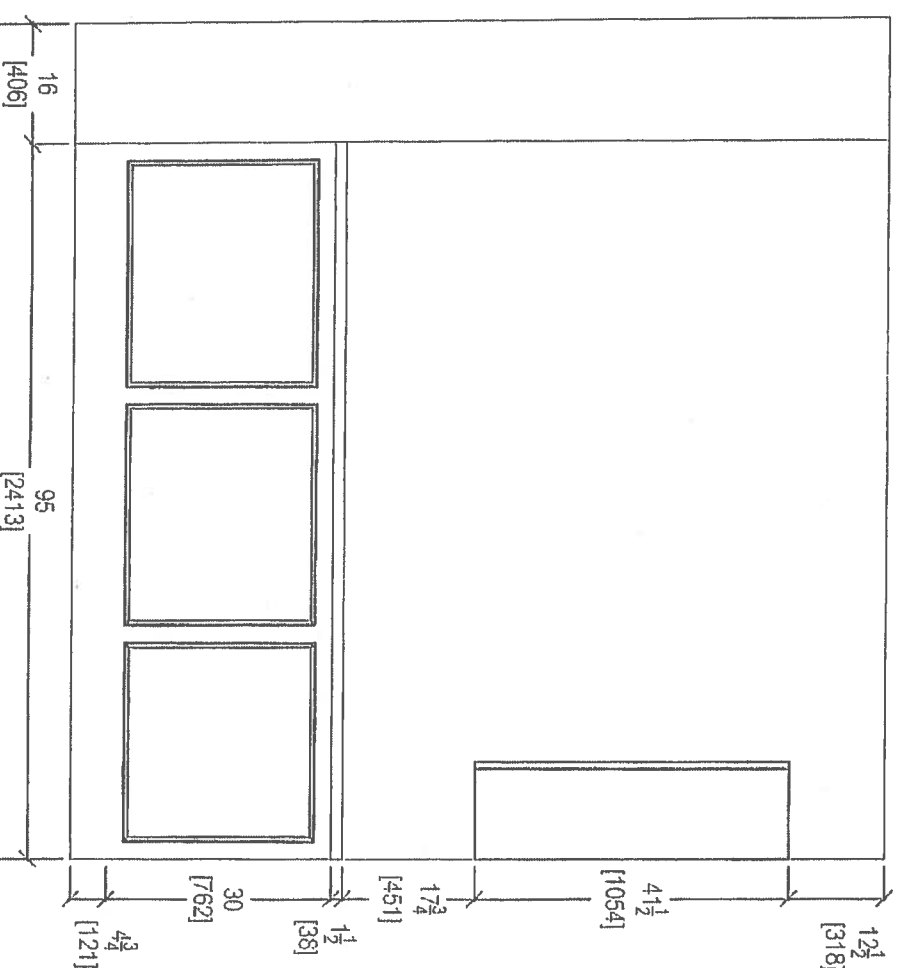


80 SANTE DRIVE, VAUGHAN, ON L4K 3C4
T: 416 746 1877 F: 416 746 1878

RECEIVED
RNC 6721



KITCHEN PENINSULA ELEVATION
FRONT VIEW



KITCHEN PENINSULA ELEVATION
REAR VIEW

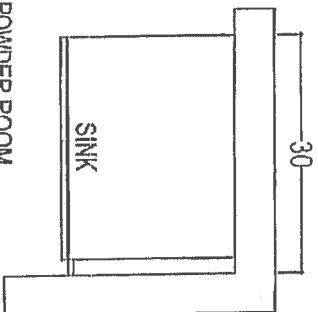
CLIENT: ROYAL PINE HOMES	JOB NAME: 2A	ROOM: KITCHEN	DRAWN BY: SK
SITE: HAMPTON PLACE	DOOR STYLE: —	DOOR HANDLE: —	SCALE: 1/2" = 1'-0"
PHONE: —	FINISH: —	DRW HANDLE: —	DATE: AUG 4, 2017
EMAIL: —	SPECIES: —	TOP: —	PAGE: —

COMMENTS:

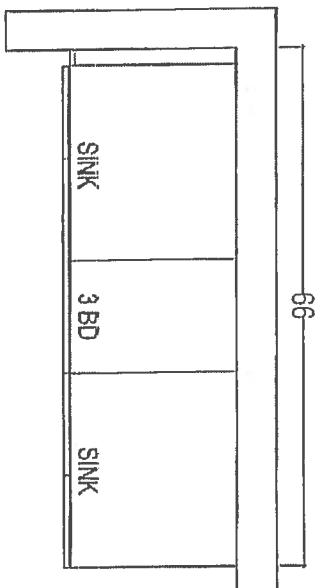
RECEIVED
10/16/17



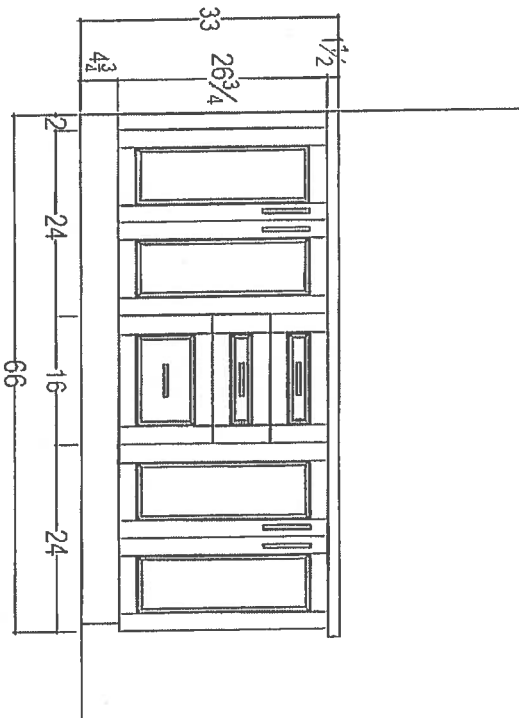
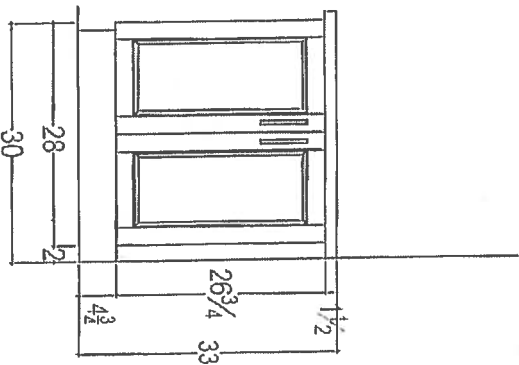
your kitchen, our dream
80 SANTE DRIVE, VAUGHAN, ON L4K 3C4
T: 416.746.1817 F: 416.746.1818



POWDER ROOM



MASTER ENSUITE



RECEIVED
11/20/2018

CLIENT: ROYAL PINE HOMES

JOB NAME: 2A

ROOM: VANITIES

DRAWN BY: SK

COMMENTS:

SITE: HAMPTON PLACE

DOOR STYLE: —

DOOR HANDLE: —

SCALE: 1/2" = 1'-0"

PLEASE NOTE ALL DIMENSIONS ARE NOT FINAL AND ARE SUBJECT TO CHANGE UPON FINAL SITE MEASURE

PHONE: —

FINISH: —

DRW HANDLE: —

DATE: AUG 4, 2017

EMAIL: —

SPECIES: —

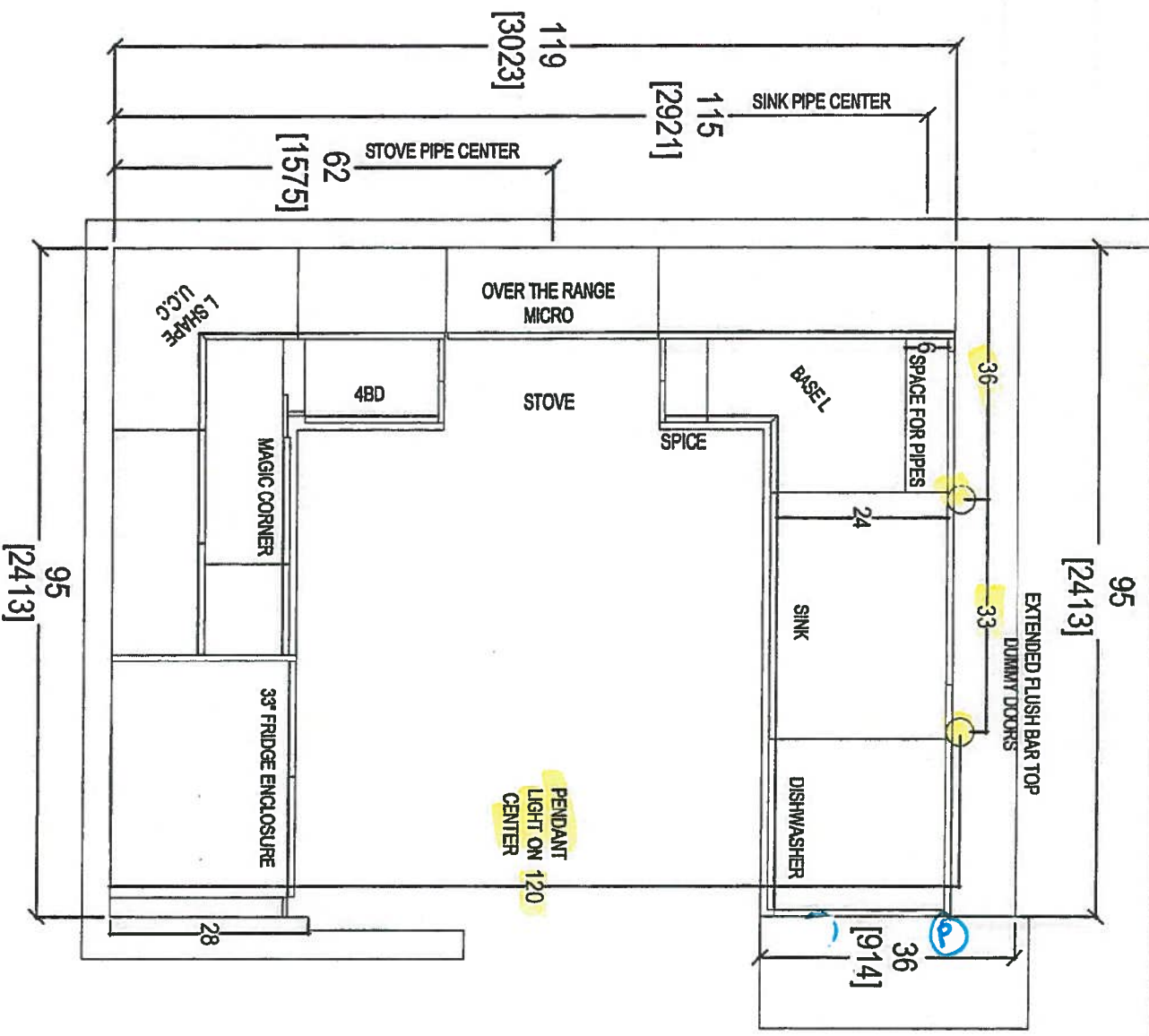
TOP: —


PAGE: —

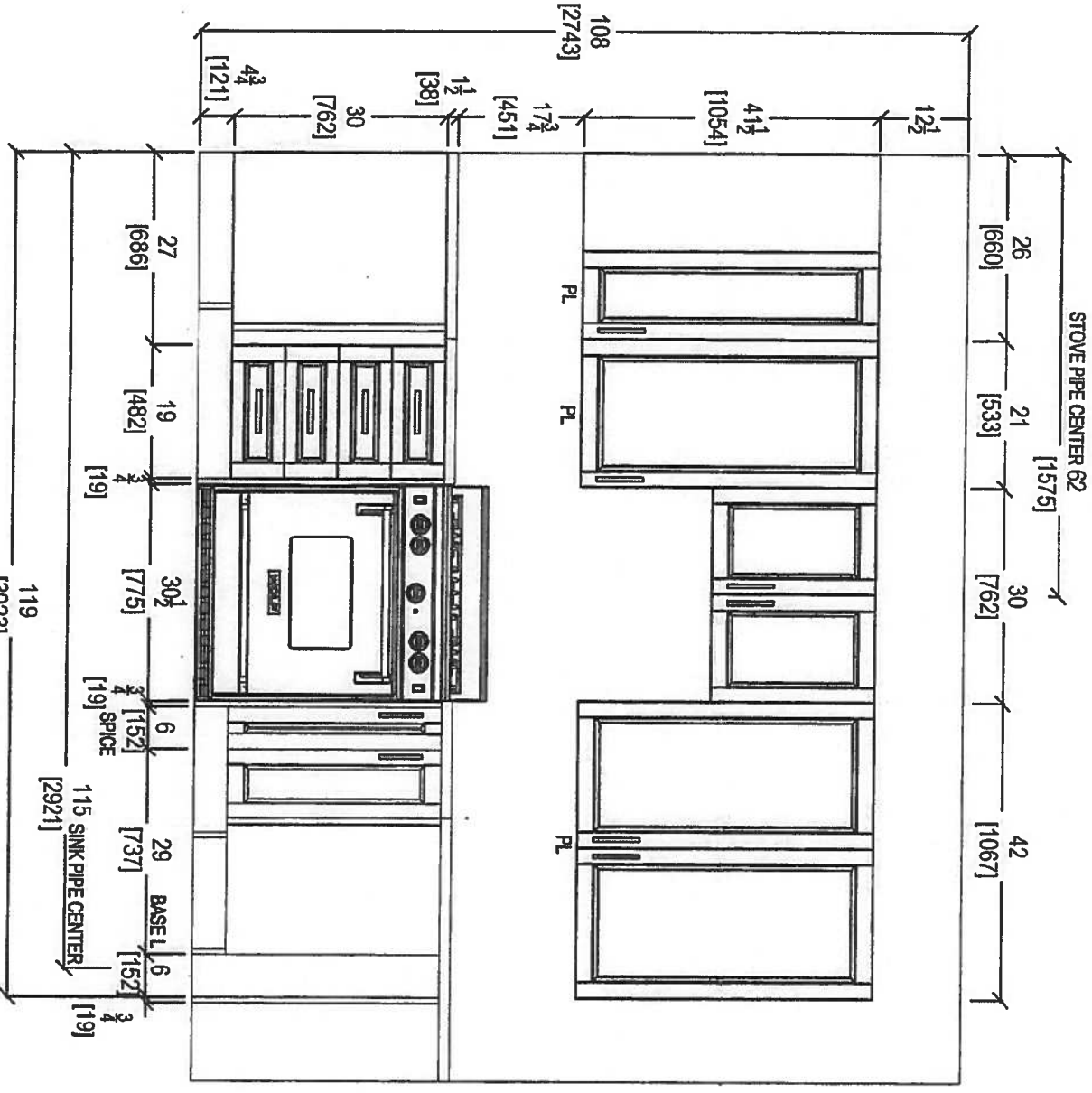
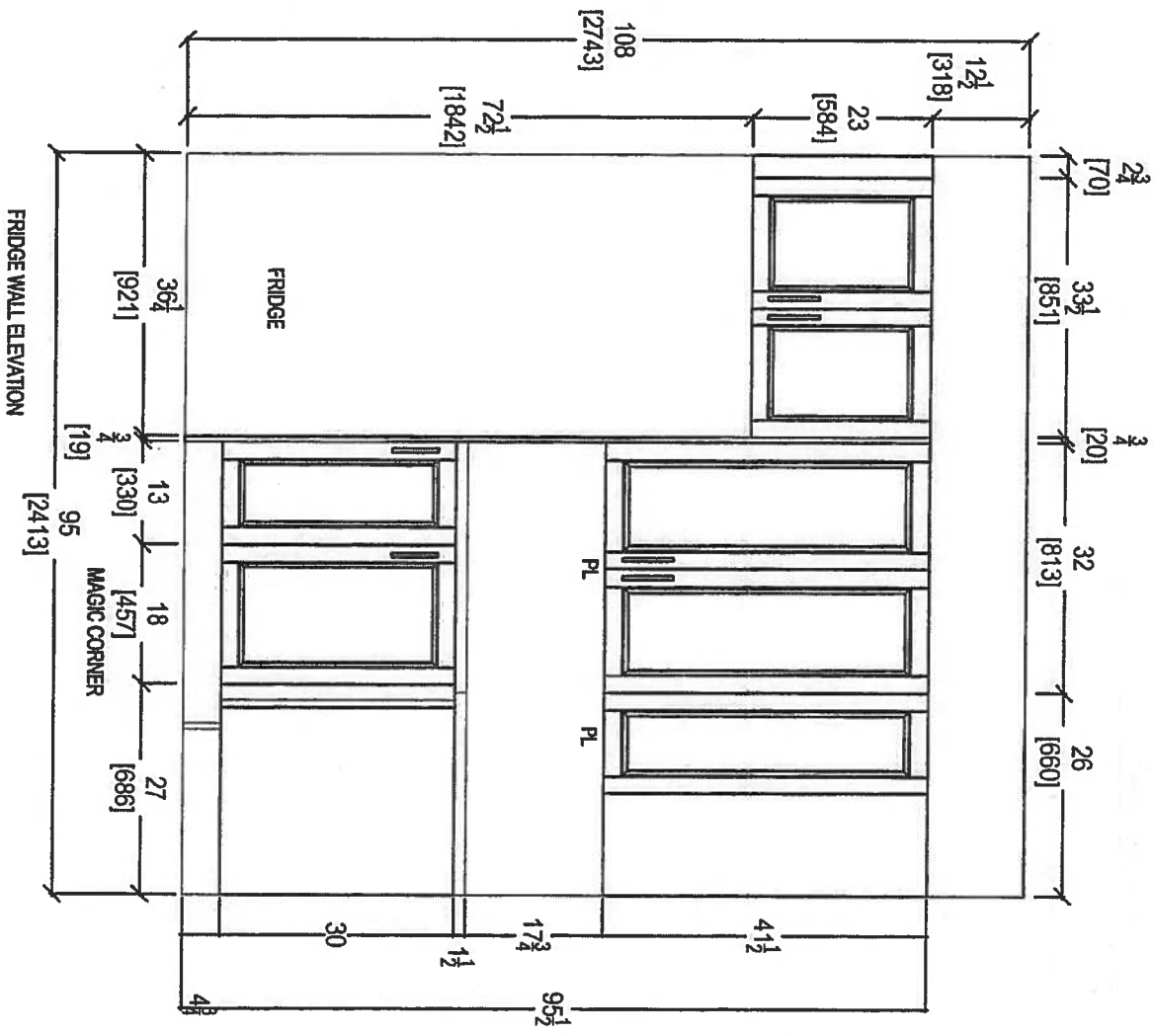


80 SANTE DRIVE, VAUGHAN, ONTARIO L4K 3C4
T: 416.726.1811

0 1st UPG. Kitchen layout
• 1st UPG APPLIANCE PACKAGES
• (P) = Plug Peninsula
• (2x) = Pendant Lights
• (5x) = Puck Lights




 your kitchen, your way 80 SANTE DRIVE, VAUGHAN, ONT. M4A 1B1 T: 416.746.1811 F: 416.746.1812		CLIENT: ROYAL PINE HOMES		UNIT 421 HAMP		ROOM: KITCHEN FLOOR PLAN		DRAWN BY: SK		COMMENTS:	
SITE: HAMPTON PLACE		DOOR STYLE: —		DOOR HANDLE: —		SCALE: 1/2" = 1' - 0"					
PHONE: —		FINISH: —		DRW/HANDLE: —		DATE: FEB 16, 2018					
EMAIL: —		SPECIES: —		TOP: —		PAGE: —					



STOVE WALL ELEVATION

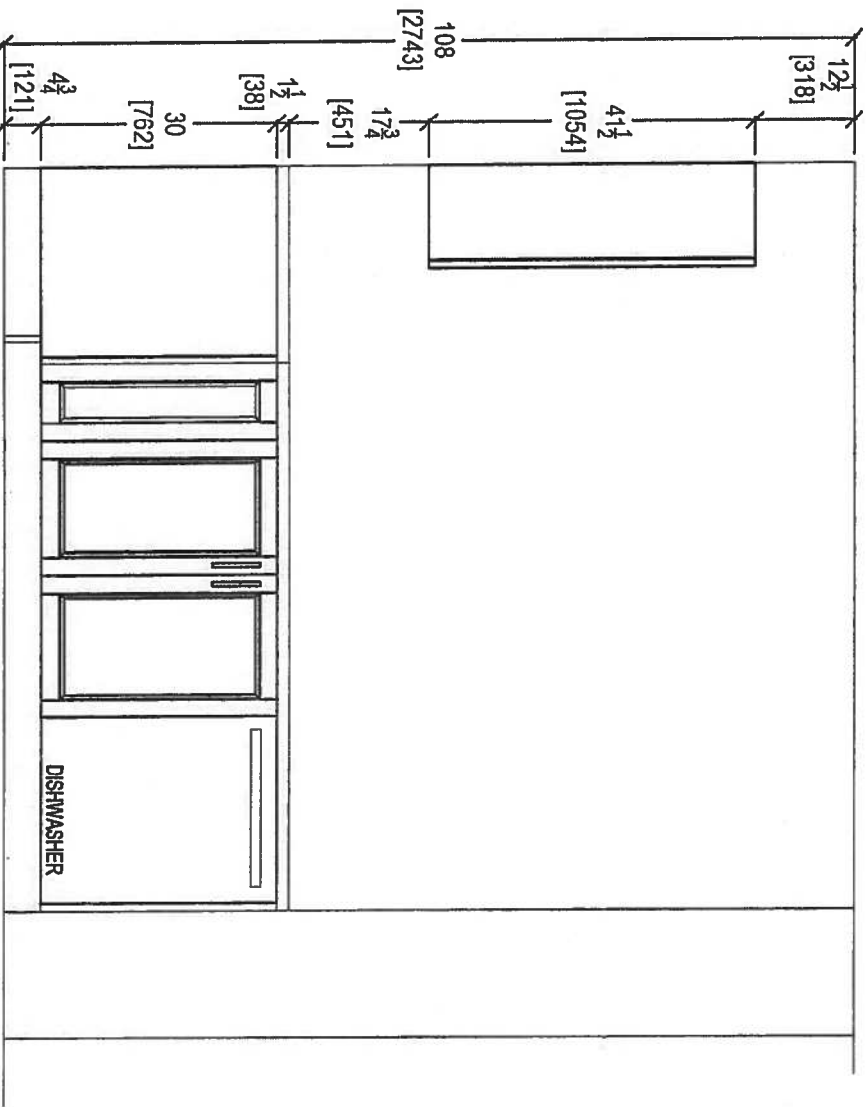
FRIDGE WALL ELEVATION



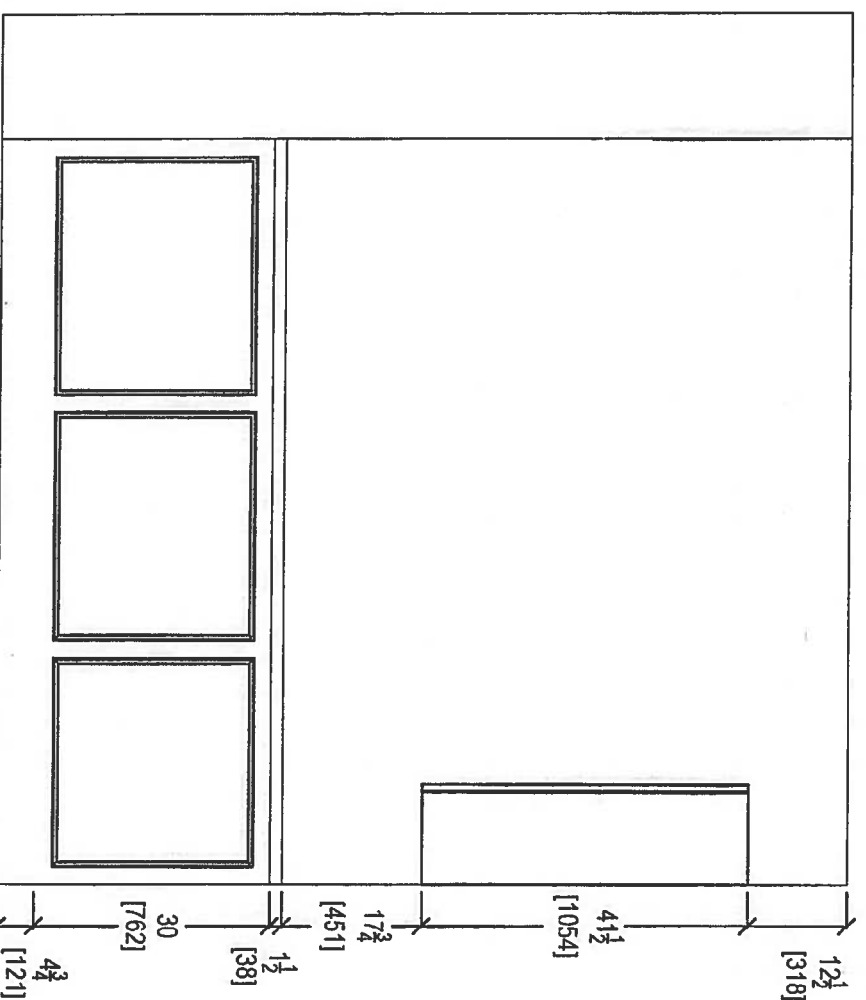
your kitchen, your way

80 SANTE DRIVE, VAUGHAN, ONT. L4G 1S4
T: 416.749.1811 F: 905.749.1811

CLIENT: ROYAL PINE HOMES	UNIT: 421 HMP	ROOM: KITCHEN	DRAWN BY: SK	COMMENTS:
SITE: HAMPTON PLACE	DOOR STYLE: —	DOOR HANDLE: —	SCALE: 1/2" = 1'-0"	
PHONE: —	FINISH: —	DRW HANDLE: —	DATE: FEB 16, 2018	
EMAIL: —	SPECIES: —	TOP: —	PAGE: —	



KITCHEN PENINSULA ELEVATION
FRONT VIEW



KITCHEN PENINSULA ELEVATION
REAR VIEW

CLIENT: ROYAL PINE HOMES

UNIT 421 HMP

ROOM: KITCHEN

DRAWN BY: SK

COMMENTS:

SITE: HAMPTON PLACE

DOOR STYLE: —

DOOR HANDLE: —

SCALE: 1/2" = 1' - 0"

DATE: FEB 16, 2018

PHONE: —

FINISH: —

DRW HANDLE: —

PAGE: —

EMAIL: —

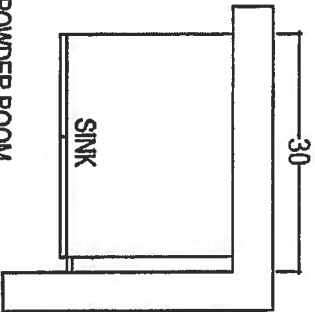
SPECIES: —

TOP: —

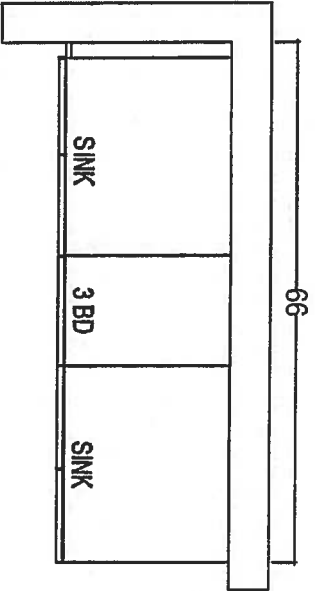
PAGE: —



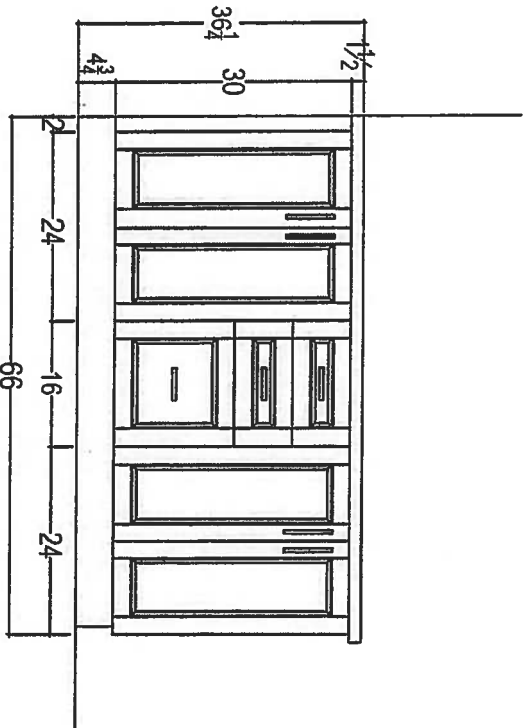
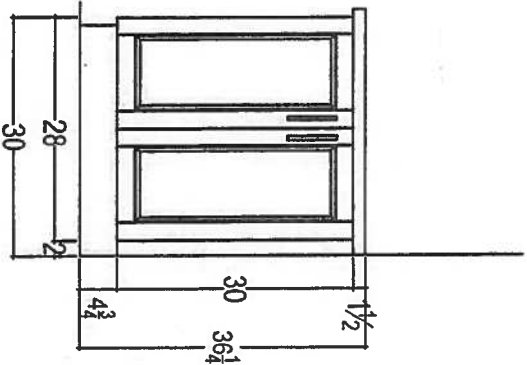
80 SANTE DRIVE, VAUGHAN, ONTARIO L4K 3C4
T. 416.746.1811 F. 416.746.1580



POWDER ROOM



MASTER ENSUITE



CLIENT: ROYAL PINE HOMES

UNIT 421 HMP

ROOM: VANITIES

DRAWN BY: SK

COMMENTS:

SITE: HAMPTON PLACE

DOOR STYLE: —

DOOR HANDLE: —

SCALE: 1/2" = 1' - 0"

PHONE: —

FINISH: —

DRW HANDLE: —

DATE: FEB 16, 2018

EMAIL: —

SPECIES: —

TOP: —

PAGE: —



80 SANTE DRIVE, VAUGHAN, ONTARIO L4K 3C4,
T: 416.746.1811 F: 416.746.615901

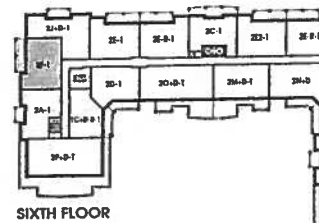
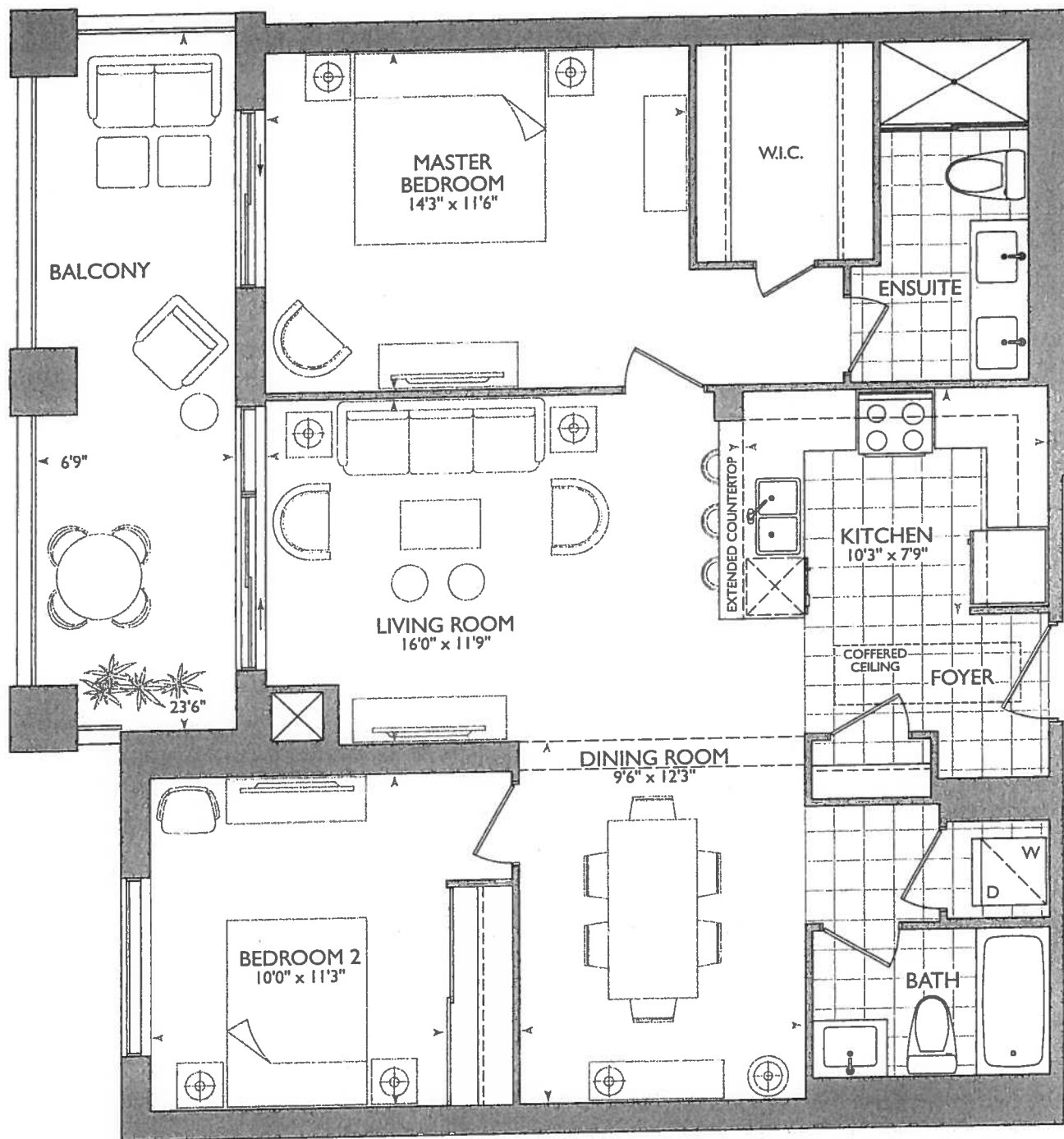


SUI 11= 422

Water Mill

ORIGINAL LAYOUT

1,080 SQ FT *plus 154 sq. ft. of balcony area*

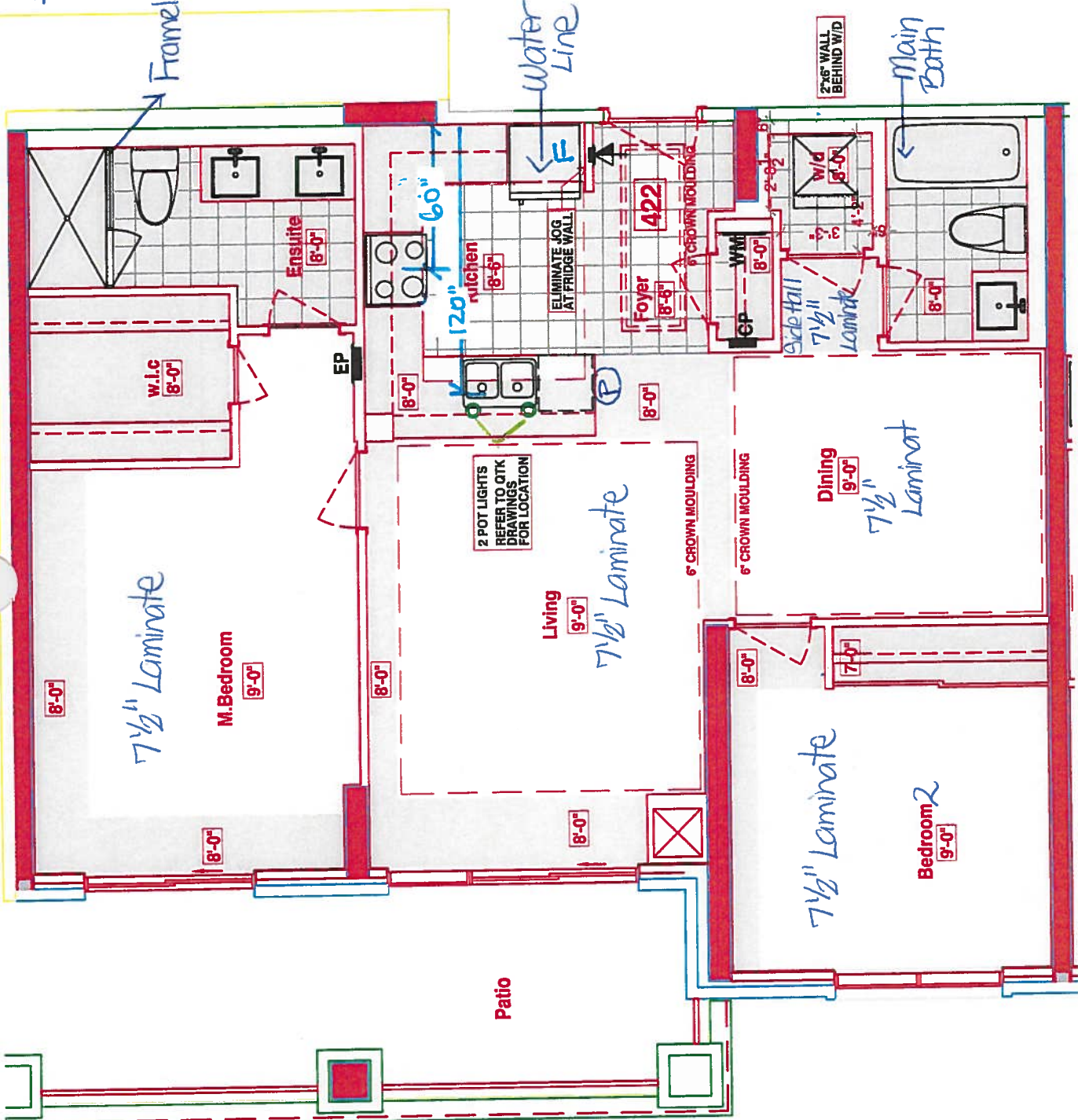


December 12, 2017

P.J. (L)

KITCHEN

- UPG 1 - APPLIANCE PACKAGE
- x 4 = PUCK LIGHTS
- x 1 = PLUG. PENINSULA
- 60" STOVE PIPE CENTER
- 120" SINK PIPE CENTER
- x 2 = POTS OVER PENINSULA



LEGEND:

SP	SECURITY PANEL
EP	ELECTRICAL PANEL
CP	COMMUNICATION PANEL
WM	WATER METER
F	FRIDGE
	DROPPED AREA
---	6" CROWN MOULDING

P-plug

RECEIVED
DEC 12 2017



CONSTRUCTION SUMMARY

Hampton Place

PURCHASERS: PAMELA ANNE WRIGHT and LEWIS ANDREW WRIGHT

TEL: RES.: 905-640-4668

LOT NUMBER	PHASE	HOUSE TYPE	CLOSING DATE	
422	1	WATER MILL	16-Oct-18	

Offer Workshee	PURCHASER TO RECEIVE \$5,000(INCLUDES APPLICABLE TAXES) WORTH OF UPGRADES AT THE DECOR CENTER AT TIME OF COLOUR CHART. Note:
-------------------	---

Offer Workshee	PURCHASE PRICE INCLUDES FRAMELESS GLASS SHOWER IN THE MASTER ENSUITE. Note:
-------------------	--

Offer Upgrade	RAINHEAD FROM WALL IN ENSUITE SHOWER, AS PER VENDORS SAMPLES Note:
------------------	---

Offer Upgrade	2-POT LIGHTS , IF POSSIBLE, CENTERED IN BULKHEAD ON EITHER SIDE OF SINK IN KITCHEN AS PER SKETCH Note:
------------------	---



SITE COPY

CONSTRUCTION SUMMARY

Hampton Place

PURCHASERS: PAMELA ANNE WRIGHT and LEWIS ANDREW WRIGHT

TEL: RES.: 905-640-4668

LOT NUMBER	PHASE	HOUSE TYPE	CLOSING DATE	
422	1	WATER MILL	16-Oct-18	

Date Added: 12-Dec-17 Invoice Number: 7054

1 - SIDE HALL - Install Standard Laminate Flooring in lieu of standard porcelain tiles at side hall. (See Sketch)

1 - KITCHEN & BATHROOMS - Purchaser has DECLINED All Upgrades offered during decor appointment at the decor centre for kitchen & bathroom cabinetry. Standard Kitchen Layout & Standard Bathroom Vanities to be installed as per standard plan. (See Sketch)
Note:

1 - KITCHEN - CABINTRY HARDWARE - MIX AND MATCH STANDARD HARDWARE - Throughout Kitchen Cabinetry, where applicable. (See Sketch)
Install Standard Knob - B603-SC - Cabinetry Doors
Install Standard Handle - 3487-128 - Cabinetry Drawers
Note:

1 - KITCHEN - Install Standard Granite Countertop - BIANCO ANTICO - To be installed throughout kitchen, where applicable. (does not include granite backsplash) (See Sketch)
Note:

1 - DISCLAIMER - GRANITE COUNTERTOP;
KITCHEN - Due to the many variables that can affect the pattern, colour and/or design and "pitting" of natural products, granite installed will not be identical to the samples displayed.
Note: Every effort is made to provide granite countertops as close as possible but the vendor is not responsible for results which differ from the sample displayed. All countertop surfaces may have seams, and product pattern and shade can change in areas containing seams.

1 - DISCLAIMER - STONE COUNTERTOP;
KITCHEN - Stone slabs vary in size & all seams are visible & the fabricator reserves the right to position the seams as necessary.

1 - KITCHEN - Kitchen Sink - Install Standard Undermount Sink - BLANCO - Horizon Plus U2 Undermount Sink (8") - Model # 401234
Note:

1 - KITCHEN - Kitchen Faucet - Install Standard Faucet - DELTA Chrom Pull-Out Kitchen Faucet (Single Hole) - Model # 469LF- Chrome
Note:

1 - APPLIANCE PACKAGE - Install Upgrade Appliance Package - UPGRADE PACKAGE #1 - To be installed throughout suite, where applicable. (See Sketch)
Note:

1 - KITCHEN - Install WATER LINE ROUGH-IN ONLY To Fridge at Kitchen (See Sketch)
Note:

1 - CLARIFICATION;
MAIN BATH & MASTER ENSUITE - Install Standard 3" Splash throughout Main Bath and Master Ensuite Vanity Countertops, where applicable. (See Sketch)
Note:

1 - DISCLAIMER - STONE COUNTERTOP;
MAIN BATH & MASTER ENSUITE - Stone slabs vary in size & all seams are visible & the fabricator reserves the right to position the seams as necessary.
Note:

1 - CLARIFICATION;
MAIN BATH & MASTER ENSUITE - Install Standard Plumbing Fixtures throughout Main Bath and Master Ensuite, where applicable. (See Sketch)
Note:

1 - CLARIFICATION - REFER TO APAS;
MASTER ENSUITE - Install Rain Shower Head from Wall at Master Ensuite Shower Stall - DELTA - Shower Trim and Hansgrohe Slide Bar with Handheld and Ceiling Mount Showerhead
Note: Model # R10000 / T13020-CDN/27454002 / 277440 / RP52382 / RP46870 / RP6025 / R11000 / T11800 - Chrome (See Attached)



SITE COPY

CONSTRUCTION SUMMARY

Hampton Place

PURCHASERS: PAMELA ANNE WRIGHT and LEWIS ANDREW WRIGHT

TEL: RES.: 905-640-4668

LOT NUMBER	PHASE	HOUSE TYPE	CLOSING DATE
422	1	WATER MILL	16-Oct-18

Date Added: 12-Dec-17 Invoice Number: 7054

1 - CLARIFICATION;
MASTER ENSUITE - Install Standard Frameless Glass Enclosure at master ensuite shower stall. Glass will Extend Up to TOUCH the ceiling (As per Suite) (See Sketch)
Note:

1 - CLARIFICATION;
MAIN BATH & MASTER ENSUITE - DELETE Do Not Install / Supply / Credit Purchaser for builders standard ceramic bathroom accessories (toilet paper, towel bar & soap dish) throughout all bathrooms where applicable.
Note: To Include; Main Bath & Master Ensuite (See Sketch)

1 - BONUS PACKAGE - PURCHASER HAS APPLIED \$3,418.00 (Includes Taxes) WORTH OF UPGRADE PROMOTIONAL PACKAGE TOWARDS THE PURCHASE OF UPGRADES COMPLETED AT THE DECOR CENTRE.
Note:

1 - PURCHASER HAS ATTENDED A COLOR APPOINTMENT AT THE DECOR CENTRE AND HAS DECLINED ANY ADDITIONAL UPGRADES. Purchaser accepts and acknowledges that there will be no further changes/additions/deletions to be made upon signing on December 12,2017
Note:

1 - PURCHASER AWARE AND ACCEPTS THAT ANY CHANGES MADE TO UPGRADES AFTER SIGNING THIS PURCHASERS EXTRA FORM ARE SUBJECT TO A MINIMUM ADMINISTRATION FEE OF \$1,000 PLUS A 10% HOLDBACK FEE.
Note:

This Document is Extremely Time Sensitive - Printed 1 Mar 18 at 15:31

Flooring	Description
✓ MASTER ENSUITE	13x13 RUSTIC GREY (STD)
✓ MAIN BATHROOM	13x13 HELLO SILVER (STD) N/A
POWDER ROOM	
KITCHEN / DINETTE	20x20 PULPIS GRIS (STRAIGHT) (STD)
✓ FOYER	20x20 PULPIS GRIS (STRAIGHT) (STD)
✓ LAUNDRY	8x8 BEHRAM PINK (STD) 7 1/2" TorleysForest - Okanogan 9742P (UPG)
SIDE HALL	
LIVING ROOM	7 1/2" TorleysForest - Okanogan 9742P (STD)
DINING ROOM	7 1/2" TorleysForest - Okanogan 9742P (STD)
DEN	N/A
MASTER BEDROOM	7 1/2" TorleysForest - Okanogan 9742P (STD)
BEDROOM 2	7 1/2" TorleysForest - Okanogan 9742P (STD)
BEDROOM 3	N/A

—Wall Tile

Wall Tile			
Main	Accent/Insert	Pattern	
8x10 GOLF GRIGIO (STD)	NONE	NONE	
8x10 CARRARA MATT (STD)	NONE	NONE	
N/A	N/A	N/A	
12x12 Twilight Mocha Glass Mosaics (STD)	NONE	NONE	
N/A	N/A	N/A	
N/A	N/A	N/A	
N/A	N/A	N/A	

Notes

KITCHEN - CABINETRY HARDWARE - INSTALL STANDARD KNOB - STYLE # B603-SC - THROUGHOUT KITCHEN CABINETRY DOORS
KITCHEN - CABINETRY HARDWARE - INSTALL STANDARD HANDLE - STYLE # 3487-128 - THROUGHOUT KITCHEN DRAWERS

Consultant:

Purchaser: Pamela Wright Purchaser: Lewis Andrew Wright
PAMELA ANNE WRIGHT LEWIS ANDREW WRIGHT


LEWIS ANDREW WRIGHT

Vendor:



* INTERIOR COLOR SCHEME *

Purchasers PAMELA ANNE WRIGHT & LEWIS ANDREW WRIGHT		Decor Consultant Melissa Di Martino	Model Type WATER MILL	Telephone Res. / Bus (905) 640-4668 /	Project Hampton Place	Closing Date 16/10/2018	Unit 422
--	--	--	--------------------------	--	--------------------------	----------------------------	-------------

Page 2 of 3

CABINETRY, VANITIES AND COUNTERTOPS

Style	Countertop	Counter Edge	Handle / Knob
MAIN BATHROOM CATEGORY 1 - FIBERBOARD - WHITE QT 1203 (STD)	<input checked="" type="checkbox"/> ASPEN TRIBECA (STD)	<input checked="" type="checkbox"/> "A" EDGE (STD)	B603-SC
MASTER ENSUITE CATEGORY 2 - MAPLE - CHESTNUT QT 2503 (STD)	<input checked="" type="checkbox"/> ASPEN TERRA WHITE (STD)	<input checked="" type="checkbox"/> "A" EDGE (STD)	B603-SC
POWDER ROOM N/A	<input checked="" type="checkbox"/> N/A	N/A	N/A
KITCHEN / DINETTE CATEGORY 1 - FIBERBOARD - WHITE QT 1203 (STD)	<input checked="" type="checkbox"/> BIANCO ANTICO GRANITE (STD)	<input checked="" type="checkbox"/> "A" EDGE (STD)	*See Notes*
LAUNDRY ROOM N/A	<input checked="" type="checkbox"/> N/A	N/A	N/A

APPLIANCE PACKAGE

Upgrade Package #1

Std 31in Opening

PLUMBING FIXTURES

KITCHEN	Sink Model	STANDARD
	Sink Faucet	STANDARD
TOILETS	Master Ensuite	STANDARD
	Main Bathroom	STANDARD
	Powder Room	N/A
VANITY FAUCETS	Master Ensuite	STANDARD
	Main Bathroom	STANDARD
	Powder Room	N/A
VANITY SINKS	Master Ensuite	STANDARD
	Main Bathroom	STANDARD
	Powder Room	N/A
SHOWER STALL / TUBS	Master Ensuite Shower Stall	STANDARD
	Master Ensuite Tub	N/A
	Main Bathroom Tub	STANDARD

Trim	Baseboard & Casing	STANDARD	Levers	STANDARD
	Interior Doors	STANDARD - CARRARA SMOOTH	Door Height	STANDARD
Cornice Moulding / Medallion				
Foyer	STANDARD - #CTR-611	Fireplace	N/A	
Living Room	STANDARD - #CTR-611	Location Flooring	N/A	
Dining Room	STANDARD - #CTR-611	Style	N/A	
Den	N/A	Finish	N/A	
Master Bedroom	NONE	Marble	N/A	
Bedroom 2	NONE	Hearth	N/A	
Bedroom 3	N/A			
Paint Throughout				
Walls	STANDARD - OYSTER WHITE	Trim	STANDARD - WHITE	

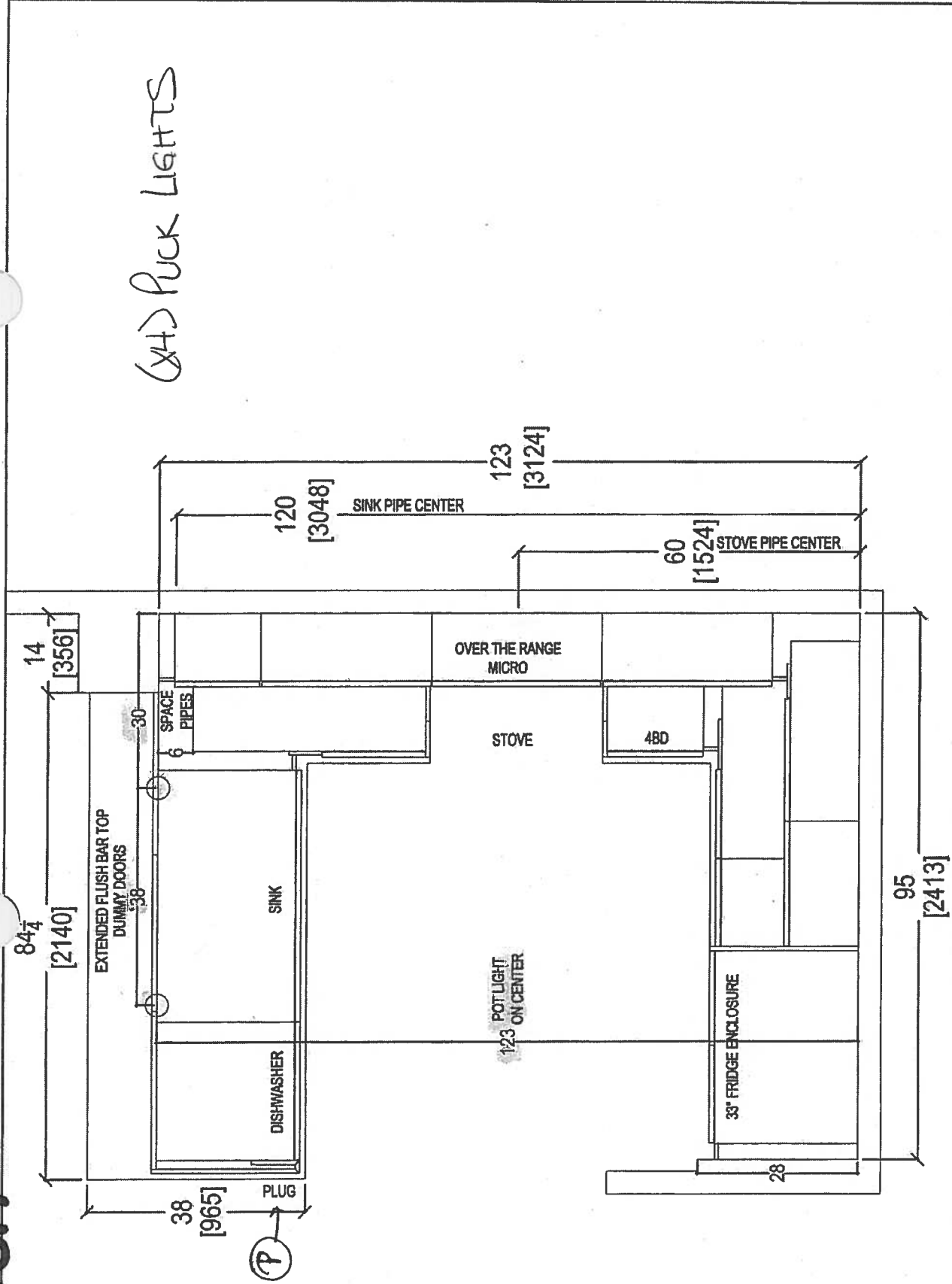
Page 2 of 3

Decor Consultant:  Melissa Di Martino

Purchaser:  Pamela Anne Wright

Purchaser:  Lewis Andrew Wright

Vendor: 

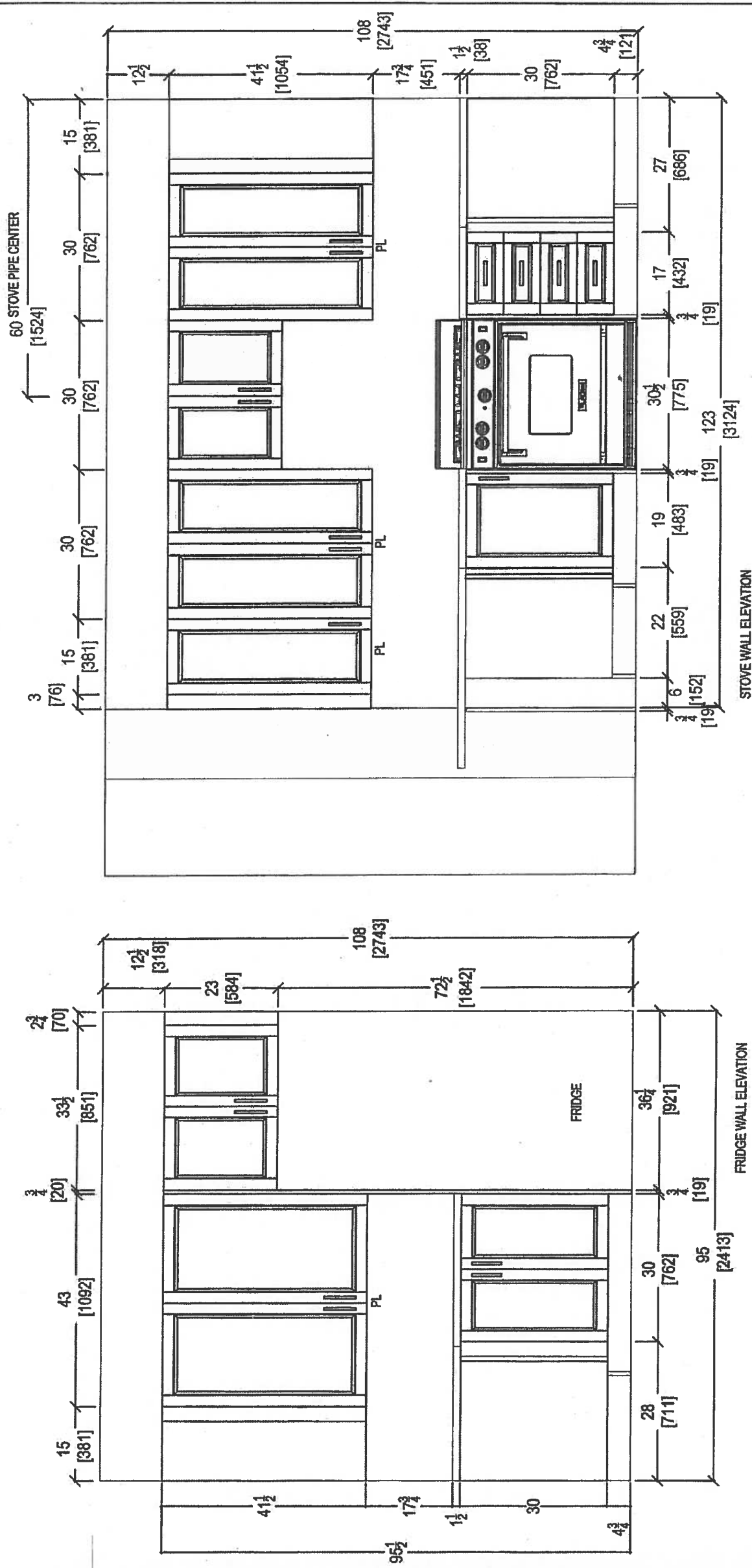


CLIENT: ROYAL PINE HOMES			JOB NAME: UNIT 422 HMP	ROOM: KITCHEN FLOOR PLAN	DRAWN BY: SK	COMMENTS:	
SITE: HAMPTON PLACE	DOOR STYLE: —	DOOR HANDLE: —	SCALE: 1/2" = 1' - 0"				
PHONE: —	FINISH: —	DRW HANDLE: —	DATE: JAN 25, 2018				
EMAIL: —	SPECIES: —	TOP: —	PAGE: —				



80 SANTE DRIVE, VAUGHAN, ON L4K 3C4,
T: 416.746.1811 F: 905.761.5901

Suite 422 Hampton PL-Plck Light (x4)



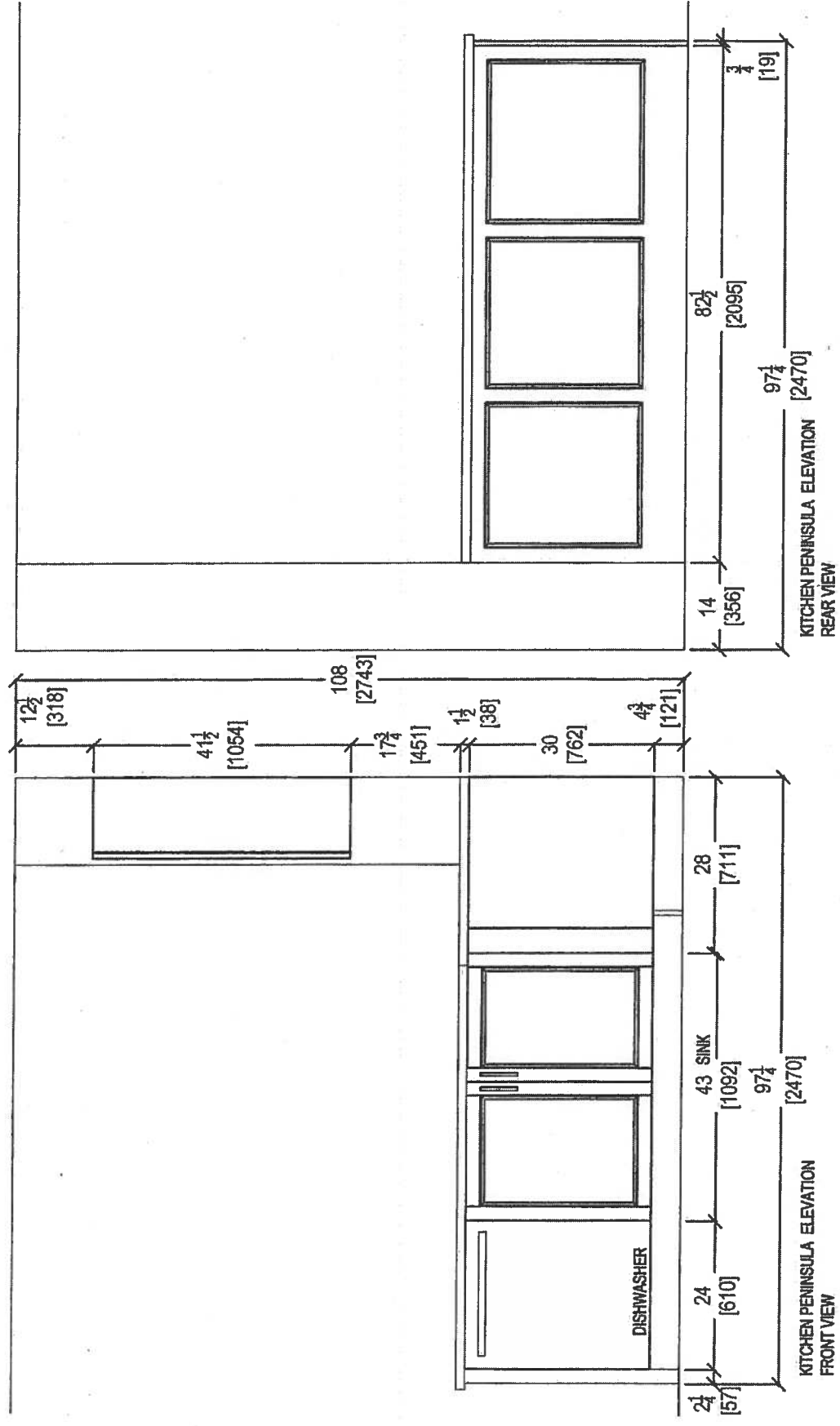
CLIENT: ROYAL PINE HOMES		JOB NAME: UNIT 422 HMP	ROOM: KITCHEN	DRAWN BY: SK	COMMENTS:
SITE: HAMPTON PLACE	DOOR STYLE: —	DOOR HANDLE: —	SCALE: 1/2" = 1'-0"		
PHONE: —	FINISH: —	DRW HANDLE: —	DATE: JAN 25, 2018		
EMAIL: —	SPECIES: —	TOP: —	PAGE: —		




your kitchen, your taste.

80 SANTE DRIVE, VAUGHAN, ON L4K 3C4.
T: 416.746.1811 F: 905.761.5901

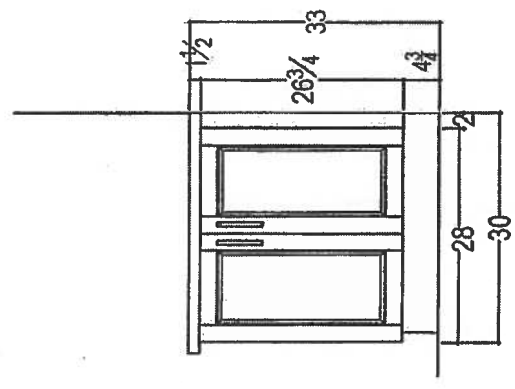
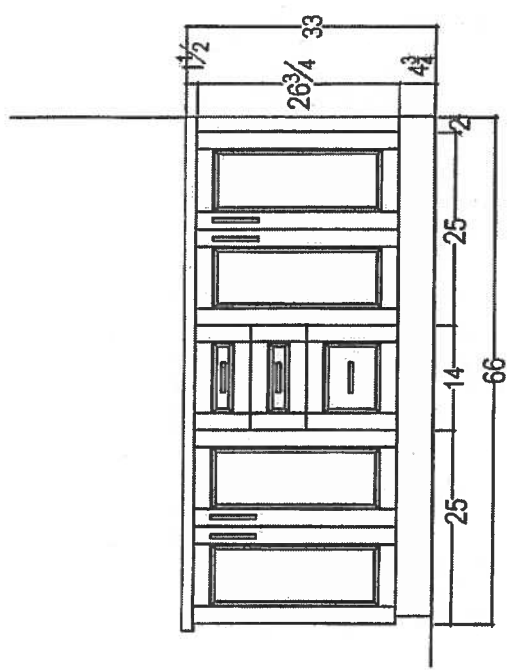
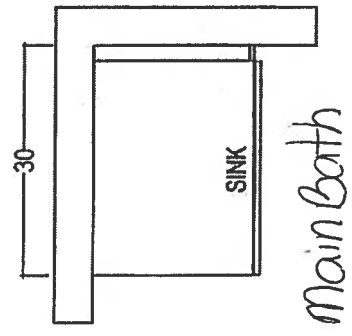
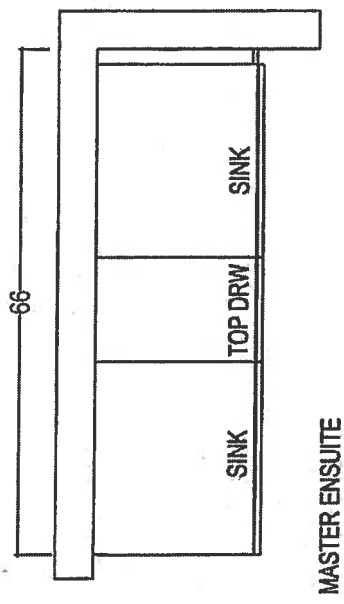
Suite 422 Hampton



 your kitchen, your taste. 80 SANTE DRIVE, VAUGHAN, ON L4K 3C4. T: 416.746.1811 F: 905.761.5901	CLIENT: ROYAL PINE HOMES		JOB NAME: UNIT 422 HMP	ROOM: KITCHEN	DRAWN BY: SK	COMMENTS: <div><div></div><div></div><div></div></div>
	SITE: HAMPTON PLACE	DOOR STYLE: —	DOOR HANDLE: —	SCALE: 1/2" = 1'-0"		
	PHONE: —	FINISH: —	DRW HANDLE: —	DATE: JAN 25, 2018		
	EMAIL: —	SPECIES: —	TOP: —	PAGE: —		

Suite 422 Hampton

* Install 3" Splash *





your kitchen, your taste.
80 SANTE DRIVE, VAUGHAN, ON L4K 3C4,
T: 416.748.1811 F: 905.761.5901

CLIENT: ROYAL PINE HOMES	JOB NAME: UNIT 422 HMP	ROOM:	DRAWN BY: SK	COMMENTS:
SITE: HAMPTON PLACE	DOOR STYLE: —	DOOR HANDLE: —	SCALE: 1/2" = 1'-0"	
PHONE: —	FINISH: —	DRW HANDLE: —	DATE: JAN 25, 2018	
EMAIL: —	SPECIES: —	TOP: —	PAGE: —	

Suite 422 Hampton Upgrade Package I

WRB322DMBM



Whirlpool®

36-inches wide Bottom-Freezer Refrigerator with
SpillGuard™ Glass Shelves - 22 cu. ft

<http://www.whirlpool.com>

Key Features:

- SpillGuard™ Glass Shelves
- Adaptive Defrost / *Factory Installed Icemaker*
- FreshFlow™ Produce Preserver
- LED Interior Lighting
- ENERGY STAR® Qualified

Product Dimensions:


Height: 70
Width: 32 5/8
Depth: 33 3/8

Electrical Requirements:

15

Additional Information:

[Use And Care Guide](#)
[Dimension Guide](#)
[Energy Guide](#)
[Warranty Certificate](#)



INVESTED
IN
AMERICA



®Registered trademark/™ Trademark of Whirlpool, U.S.A. © 2016 Whirlpool Corporation. All Rights Reserved.
All other trademarks are owned by their respective companies.
Because Whirlpool Corporation policy includes a continuous commitment to improve our products, we reserve
the right to change materials and specifications without notice. We also reserve the right to discontinue or
transition products without notice.
Manufacturer's Suggested Retail Price (MSRP) and Minimum Advertised Price (MAP) provided for reference
purposes only. Dealer alone determines advertised and retail prices.
Created On: Tuesday, March 14, 2017 11:30:08

Suite 422
Hampton

Upgrade
Package I




WEE745H0FS

Whirlpool®

<http://www.whirlpool.com>

4 Cu. Ft. Slide-In Electric Range with True
Convection



Key Features:

- Frozen Bake™ Technology
- True Convection Cooking
- FlexHeat™ Triple Radiant Element
- Convection Conversion
- AquaLift® Self-Cleaning Technology
- Temperature Sensor
- Rapid Preheat
- 6.4 Cu. Ft. Capacity
- Easy-Wipe Ceramic Glass Cooktop
- Large Oven Window
- Max Capacity Rack
- Hidden Bake Element

Product Dimensions:

Height: 36

Width: 29 7/8

Additional Information:

[Use And Care Guide](#)

[Dimension Guide](#)

[Installation Guide](#)

[Warranty Certificate](#)

INVESTED
IN
AMERICA

ADA
Compliant

©Registered trademark/TM Trademark of Whirlpool, U.S.A. © 2016 Whirlpool Corporation. All Rights Reserved.
All other trademarks are owned by their respective companies.
Because Whirlpool Corporation policy includes a continuous commitment to improve our products, we reserve
the right to change materials and specifications without notice. We also reserve the right to discontinue or
transition products without notice.
Manufacturer's Suggested Retail Price (MSRP) and Minimum Advertised Price (MAP) provided for reference
purposes only. Dealer alone determines advertised and retail prices.
Created On: Friday, January 27, 2017 10:46:47

Suite 422 Hampton Upgrade Package 1



YWMH76719CS



<http://www.whirlpool.com>

1.9 cu. ft. Microwave Hood Combination with
TimeSaver™ Plus True Convection

Key Features:

- TimeSaver™ Plus True Convection Cooking System
- Steam Cooking
- Sensor Cooking
- AccuPop™ Cycle
- CleanRelease® Non-Stick Interior
- SteamClean Option
- Integrated Hidden Vent and Console
- Auto Adapt Fan
- Recessed, Stoppable Glass Turntable
- Universal Microwave Steamer
- 1.9 cu. ft. Capacity
- 1,100 Watts Cooking Power

Product Dimensions:

Height: 17 1/8

Width: 29 15/16

Depth: 18 1/2

Electrical Requirements:

15 or 20. 120 V.

Additional Information:

[Use And Care Guide](#)


[Installation Guide](#)

[Warranty Certificate](#)

Available in:



Stainless Steel



©Registered trademark/TM Trademark of Whirlpool, U.S.A. © 2013 Whirlpool Corporation. All Rights Reserved.
All other trademarks are owned by their respective companies.
Because Whirlpool Corporation policy includes a continuous commitment to improve our products, we reserve the right to change materials and specifications without notice. We also reserve the right to discontinue or transition products without notice.
Manufacturer's Suggested Retail Price (MSRP) and Minimum Advertised Price (MAP) provided for reference purposes only. Dealer alone determines advertised and retail prices.
Created On: Monday, March 14, 2016 13:16:48

Suite 422 Hampton Upgrade Package 1

WDTA50SAHZ



Whirlpool®

<http://www.whirlpool.com>

Contemporary Design. Stainless Steel Tub
Dishwasher with TotalCoverage Spray Arm

Key Features:

- Sensor Cycle
- TotalCoverage Spray Arm
- 1-Hour Wash Cycle
- Tap Touch Controls

Product Dimensions:

Height: 34 1/2

Width: 23 7/8

Depth: 24 1/2

Additional Information:


[Use And Care](#)

[Dimension Guide](#)

[Installation Guide](#)

[Energy Guide](#)

[Warranty](#)



Available in:

● Black

Fingerprint Resistant Sunset Bronze

Fingerprint Resistant Black Stainless

● White

Fingerprint Resistant Stainless Steel

INVESTED
IN
AMERICA



©Registered trademark/TM Trademark of Whirlpool, U.S.A. © 2016 Whirlpool Corporation. All Rights Reserved. All other trademarks are owned by their respective companies.

Because Whirlpool Corporation policy includes a continuous commitment to improve our products, we reserve the right to change materials and specifications without notice. We also reserve the right to discontinue or transition products without notice.

Manufacturer's Suggested Retail Price (MSRP) and Minimum Advertised Price (MAP) provided for reference purposes only. Dealer alone determines advertised and retail prices.

Suite 422
Hampton

Upgrade
Package 1




YWED75HEFW

7.4 cu. ft. Duet® High Efficiency Front Load Electric
Dryer with ENERGY STAR®

MSRP: \$0.00

Whirlpool®

<http://www.whirlpool.com>



Key Features:

- Advanced Moisture Sensing System
- Quad Baffles
- Tap Touch Controls with Memory
- EcoBoost™ Option
- Wrinkle Shield™ Plus Option
- Undercounter Installation
- 7.4 Cu. Ft. Capacity
- ENERGY STAR® Qualified

Product Dimensions:

Height: 39

Width: 27

Depth: 31

Additional Information:

[Use And Care](#)

[Installation Guide](#)

[Warranty](#)

Available in:

☐ White

INVESTED
IN
AMERICA



©Registered trademark/TM Trademark of Whirlpool, U.S.A. © 2016 Whirlpool Corporation. All Rights Reserved. All other trademarks are owned by their respective companies.

Because Whirlpool Corporation policy includes a continuous commitment to improve our products, we reserve the right to change materials and specifications without notice. We also reserve the right to discontinue or transition products without notice.

Manufacturer's Suggested Retail Price (MSRP) and Minimum Advertised Price (MAP) provided for reference purposes only. Dealer alone determines advertised and retail prices.

Suite 422
Hampton

Upgrade
Package 1




WFW75HEFW



<http://www.whirlpool.com>

4.5 cu. ft. Front Load Washer with Precision
Dispense



Key Features:

- Precision Dispense
- Adaptive Wash Technology
- Smooth Wave Stainless Steel Wash Basket
- 4.5 cu. ft. Capacity
- ENERGY STAR® Qualified

Product Dimensions:

Height: 39 3/4

Width: 27

Depth: 33 5/16

Electrical Requirements:

15 or 20. 120 V.

Additional Information:

[Use And Care Guide](#)

[Dimension Guide](#)

[Installation Guide](#)

[Energy Guide](#)

[Warranty Certificate](#)

INVESTED
IN
AMERICA




©Registered trademark/TM Trademark of Whirlpool, U.S.A. ©2013 Whirlpool Corporation All Rights Reserved.
All other trademarks are owned by their respective companies.
Because Whirlpool Corporation policy includes a continuous commitment to improve our products, we reserve
the right to change materials and specifications without notice. We also reserve the right to discontinue or
transition products without notice.
Manufacturer's Suggested Retail Price (MSRP) and Minimum Advertised Price (MAP) provided for reference
purposes only. Dealer alone determines advertised and retail prices.
Created On: Wednesday, March 23, 2016 11:51:03

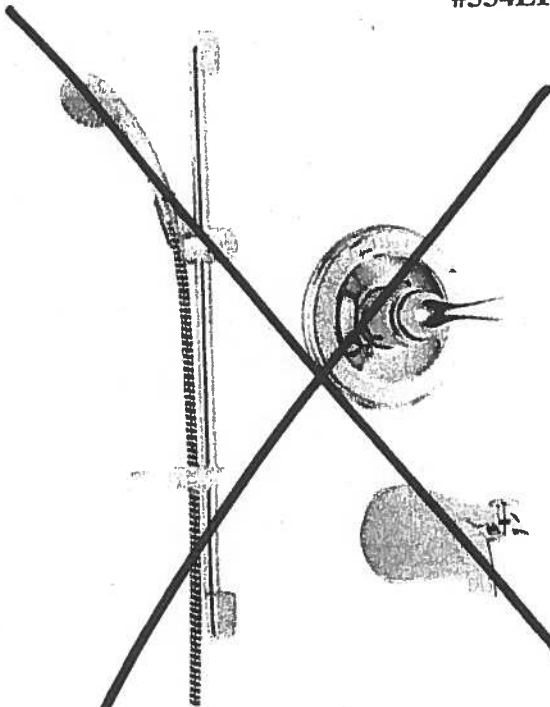
Standard



Suite 422
Hampton



Delta Wynne Chrome Single Lever
Lavatory Faucet With Pop Up
#534LF



Delta Shower Trim with Tub Spout and
Hansgrohe Slide Bar with Handheld
#R10000/T13020-CDN/2001-TP/27454002/
27744000

Master Ensuite
Shower Stall

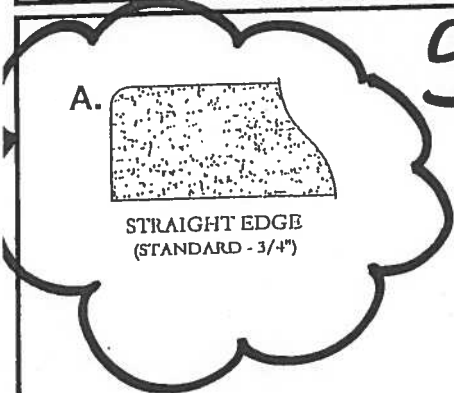


Delta Shower Trim and
Hansgrohe Slide Bar with Handheld and
Wall Mount Showerhead
#R10000/T13020-CDN/27454002/
27744000/RP52382/RP46870/RP6025/
R11000/T11800

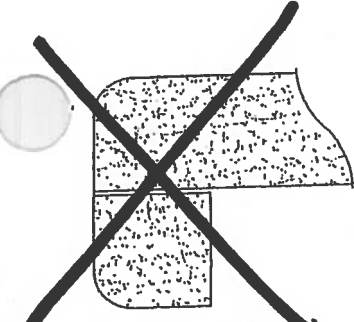
Countertop Edges
Suite 422
Hampton



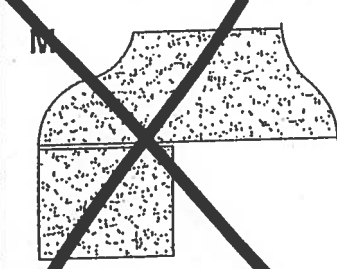
CONNOLLY Marble & Granite Ltd.	EDGE DETAILS 004
---------------------------------------	------------------------------------



Standard:
Kitchen
Main Bath
Master Ensuite



DOUBLE TOP "D" EDGE
(STANDARD - 1 1/2")



OGEE - SQUARE EDGE
(MED./HIGH - 1 1/2")

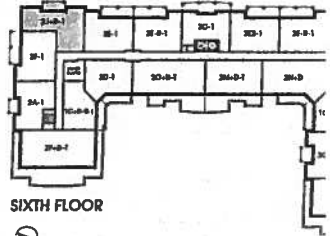
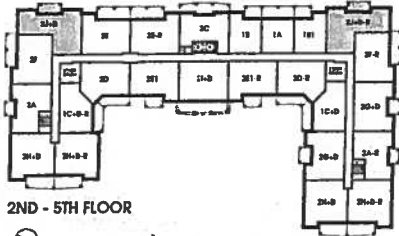
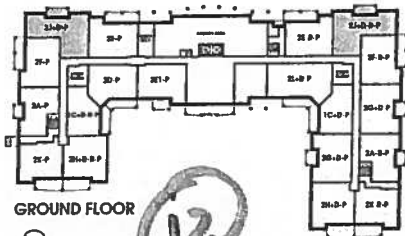
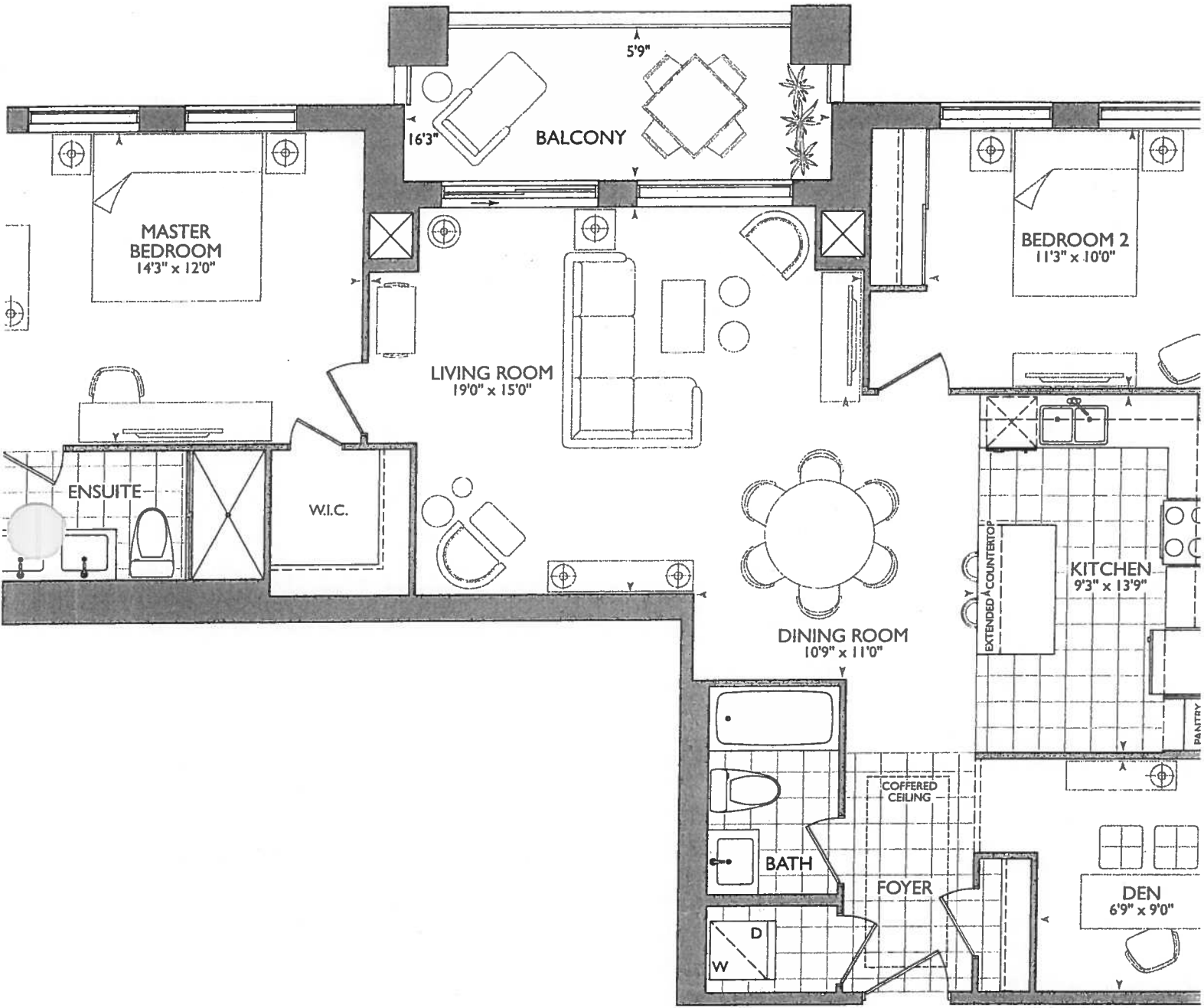
EDGING UP-GRADE OPTIONS



Laurel

SUITE 423
Original Layout

1,230 SQ FT *plus 91 sq. ft. of balcony area*



January 15, 2018

SK HZ

KITCHEN

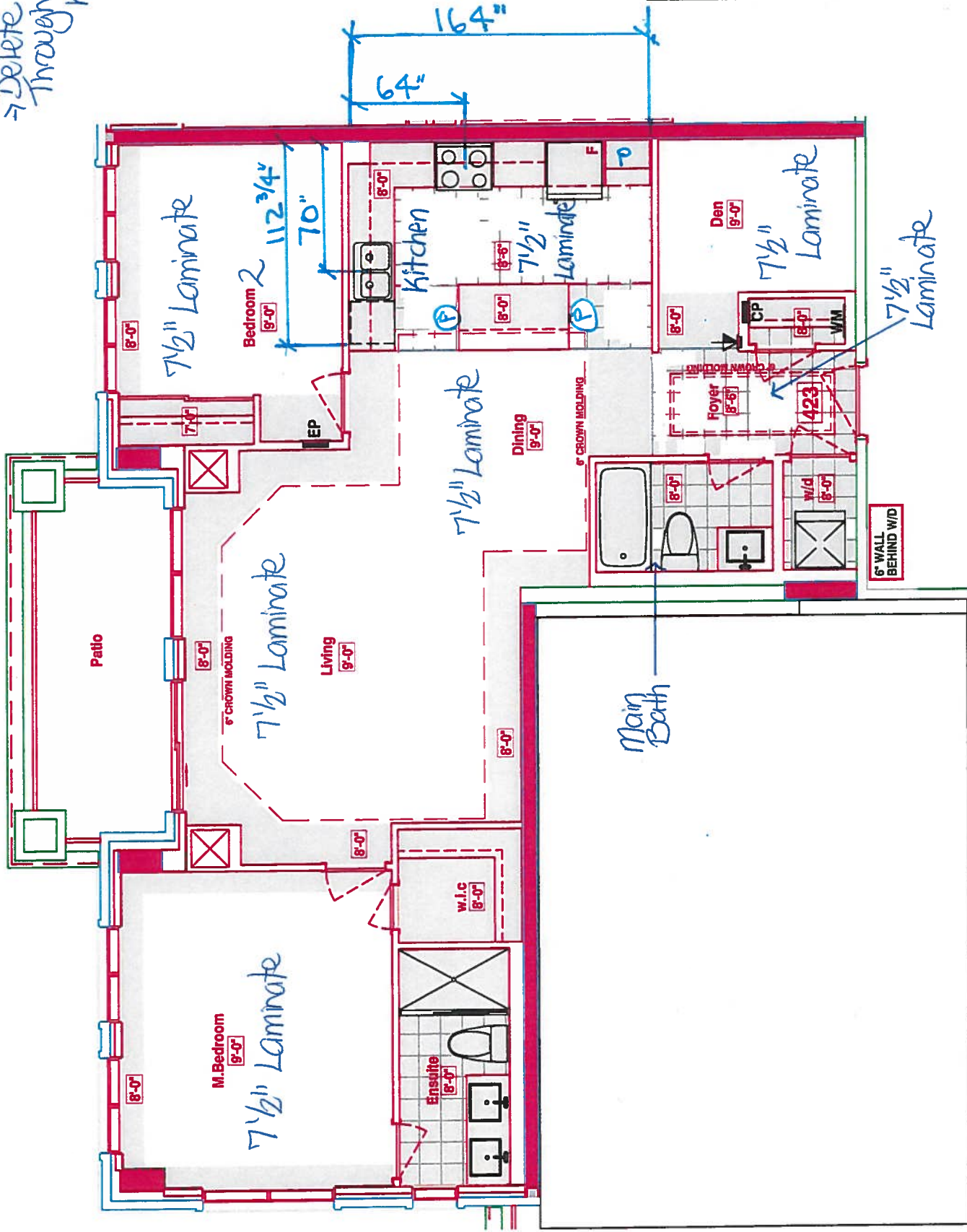
- STD APPLANCE PACKAGE
- (2x) = (P) = PLUGS ISLAND
- (4x) = PUCK LIGHTS

RECEIVED
nDesign

SUITE 423 - LAUREL

■ Royd Pine Homes ■ 25 Baker Hill Blvd - Stouffville, ON ■ Dec 19, 2017

- Foyer + Kitchen - Install Std. Laminate Throughout
- Delete Std. Ceramic Accents Throughout Main Bath + Master Ensuite





Book
SITE COPY

CONSTRUCTION SUMMARY

Hampton Place

PURCHASERS: STEVEN KOLINAS and HELEN KOLINAS

TEL: RES.: 905-591-0355 BUS.: 416-587-5211

LOT NUMBER	PHASE	HOUSE TYPE	CLOSING DATE	
423	1	LAUREL	17-Oct-18	

Offer	PURCHASER TO RECEIVE \$5,000(INCLUDES APPLICABLE TAXES) WORTH OF UPGRADES AT THE DECOR CENTER AT TIME OF COLOUR CHART. Note:
Workshee	



SITE COPY

CONSTRUCTION SUMMARY

Hampton Place

PURCHASERS: STEVEN KOLINAS and HELEN KOLINAS

TEL: RES.: 905-591-0355 BUS.: 416-587-5211

LOT NUMBER	PHASE	HOUSE TYPE	CLOSING DATE
423	1	LAUREL	17-Oct-18

Date Added: 15-Jan-18 Invoice Number: 7084

1 - FOYER & KITCHEN - Install STANDARD LAMINATE FLOORING throughout Foyer and Kitchen in lieu of builders standard porcelain tiles (See Sketch)

1 - INTERIOR DOORS - Install Upgrade Interior Doors - CLASSIQUE SMOOTH (Standard Height) - To be installed throughout suite, where applicable. (See Sketch)
Note:

1 - INTERIOR DOOR HARDWARE- Install Upgrade Door Hardware - TRADITIONAL STYLE - ARUM - Model # MR-390-MAP - To be installed throughout suite, where applicable. (See Sketch)
Note:

1 - KITCHEN & BATHROOMS - Purchaser has DECLINED All Upgrades offered during decor appointment at the decor centre for kitchen & bathroom cabinetry. Standard Kitchen Layout & Standard Bathroom Vanities to be installed as per standard plan. (See Sketch)
Note:

1 - KITCHEN - Install Standard Granite Countertop - BIANCO ANTICO - To be installed throughout kitchen, where applicable (Does not include granite backsplash)
Note:

1 - KITCHEN - COUNTERTOP EDGING - Install UPGRADE " M " EDGING - To be installed throughout kitchen countertop, where applicable. (See Sketch)
Note:

1 - DISCLAIMER - GRANITE COUNTERTOP;
KITCHEN - Due to the many variables that can affect the pattern, colour and/or design and "pitting" of natural products, granite installed will not be equal to the samples displayed
Note: Every effort is made to provide granite countertops as close as possible but the vendor is not responsible for results which differ from the sample displayed. All countertop surfaces may have seams, and product pattern and shade can change in areas containing seams.

1 - DISCLAIMER - STONE COUNTERTOP;
KITCHEN - Stone slabs vary in size & all seams are visible & the fabricator reserves the right to position the seams as necessary.
Note:

1 - KITCHEN - Kitchen Sink - Install Standard Undermount Sink - BLANCO Horizon Plus U2 Undermount Sink (8") - Model # 401234
Note:

1 - KITCHEN - Kitchen Faucet - Install Standard Faucet - DELTA Chrome Pull-Out Kitchen Faucet (Single Hole) - Model # 469LF - Chrome
Note:

1 - APPLIANCE PACKAGE - Install STANDARD APPLIANCE PACKAGE - To be installed throughout suite, where applicable. (See Sketch)
Note:

30 - MAIN BATH - 1ST UPGRADE - PORCELAIN TILES - 20x20 PULPIS GRIS - To be installed throughout main bath floor (To be Installed Straight) (See Sketch)
Note: Includes Larger Size

40 - MASTER ENSUITE - 1ST UPGRADE - PORCELAIN TILES - 20x20 CALACATA GRIS - To be installed throughout master ensuite floor (To be Installed Straight) (See Sketch)
Note: Includes Larger Size

1 - CLARIFICATION;
MAIN BATH & MASTER ENSUITE - Install Standard 3" Splash throughout Main Bath and Master Ensuite Vanity Countertops, where applicable. (See Sketch)
Note:



SITE COPY

CONSTRUCTION SUMMARY

Hampton Place

PURCHASERS: STEVEN KOLINAS and HELEN KOLINAS TEL: RES.: 905-591-0355 BUS.: 416-587-5211

LOT NUMBER	PHASE	HOUSE TYPE	CLOSING DATE
423	1	LAUREL	17-Oct-18

Date Added: 15-Jan-18 Invoice Number: 7084

1 - DISCLAIMER - STONE COUNTERTOP;
MAIN BATH & MASTER ENSUITE - Stone slabs vary in size & all seams are visible & the fabricator reserves the right to position the seams as
ary.

1 - CLARIFICATION;
MASTER ENSUITE - Purchaser accepts & acknowledges the standard glass at master ensuite shower stall will NOT touch the ceiling and will receive a
Standard Chrome Header. (See Sketch)
Note:

1 - CLARIFICATION;
MAIN BATH & MASTER ENSUITE - Install Standard Plumbing Fixtures throughout Main Bath and Master Ensuite, where applicable. (See Sketch)
Note:

1 - CLARIFICATION;
MAIN BATH & MASTER ENSUITE - DELETE Do Not Install / Supply / Credit Purchaser for builders standard ceramic bathroom accessories (toilet
paper, towel bar & soap dish) throughout all bathrooms where applicable.
Note: To Include; Main Bath & Master Ensuite (See Sketch)

1 - BONUS PACKAGE - PURCHASER HAS APPLIED \$5,000.00 (Includes Taxes) WORTH OF UPGRADE PROMOTIONAL PACKAGE
TOWARDS THE PURCHASE OF UPGRADES COMPLETED AT THE DECOR CENTRE.
Note:

1 - PURCHASER HAS ATTENDED A COLOR APPOINTMENT AT THE DECOR CENTRE AND HAS DECLINED ANY ADDITIONAL
UPGRADES. Purchaser accepts and acknowledges that there will be no further changes/additions/deletions to be made upon signing on January 15,
2018

1 - PURCHASER AWARE AND ACCEPTS THAT ANY CHANGES MADE TO UPGRADES AFTER SIGNING THIS PURCHASERS EXTRA
FORM ARE SUBJECT TO A MINIMUM ADMINISTRATION FEE OF \$1,000 PLUS A 10% HOLDBACK FEE.
Note:

This Document is Extremely Time Sensitive - Printed 26 Feb 18 at 15:25





* INTERIOR FLOOR SCHEME *

Purchasers

STEVEN KOLINAS & HELEN KOLINAS

Decor Consultant

Melissa Di Marino

Model Type

LAUREL

Telephone Res. / Bus

(905) 591-0355 / (416) 587-5211

Project

Hampton Place

Closing Date

17/10/2018

Unit

423

Page 1 of 3

Wall Tile

Flooring

Description	Main	Accent/Insert	Pattern
✓ MASTER ENSUITE	8x10 CALACATA GRIS (STRAIGHT) (UPG)	NONE	NONE
✓ MAIN BATHROOM	20x20 PULPIS GRIS (STRAIGHT) (UPG)	NONE	NONE
POWDER ROOM			
✓ KITCHEN / DINETTE	N/A	N/A	N/A
✓ Foyer	7 1/2" TorleysForest - Okanogan 9742P (UPG)	NONE	NONE
✓ LAUNDRY	7 1/2" TorleysForest - Okanogan 9742P (UPG)	N/A	N/A
	8x8 BEHRAM PINK (STD)	N/A	N/A
✓ LIVING ROOM	7 1/2" TorleysForest - Okanogan 9742P (STD)		
✓ DINING ROOM	7 1/2" TorleysForest - Okanogan 9742P (STD)		
✓ DEN	7 1/2" TorleysForest - Okanogan 9742P (STD)		
✓ MASTER BEDROOM	7 1/2" TorleysForest - Okanogan 9742P (STD)		
✓ BEDROOM 2	7 1/2" TorleysForest - Okanogan 9742P (STD)		
BEDROOM 3	N/A		

Notes

Page 1 of 3

Consultant: 
Melissa Di Marino

Purchaser: 
STEVEN KOLINAS

Purchaser: 
HELEN KOLINAS

Vendor: 
Hampton Place



* INTERIOR * OUR SCHEME *

Purchasers STEVEN KOLINAS & HELEN KOLINAS		Decor Consultant Melissa Di Marino	Model Type LAUREL	Telephone Res. / Bus (905) 591-0355 / (416) 587-5211	Project Hampton Place	Closing Date 17/10/2018	Unit 423
--	--	---------------------------------------	----------------------	---	--------------------------	----------------------------	-------------

Page 2 of 3

CABINETS, VANITIES AND COUNTERTOPS

	Style	Countertop	Counter Edge	Handle / Knob
MAIN BATHROOM	<input checked="" type="checkbox"/> CATEGORY 1 - FIBERBOARD - WHITE QT 1203 (STD)	<input checked="" type="checkbox"/> ASPEN TERRA WHITE (STD)	<input checked="" type="checkbox"/> "A" EDGE (STD)	B603-SC
MASTER ENSUITE	<input checked="" type="checkbox"/> CATEGORY 1 - FIBERBOARD - WHITE QT 1203 (STD)	<input checked="" type="checkbox"/> ASPEN TERRA WHITE (STD)	<input checked="" type="checkbox"/> "A" EDGE (STD)	B603-SC
POWDER ROOM	<input type="checkbox"/> N/A	<input type="checkbox"/> N/A	<input type="checkbox"/> N/A	<input type="checkbox"/> N/A
KITCHEN / DINETTE	<input checked="" type="checkbox"/> CATEGORY 1 - FIBERBOARD - IVORY QT 1203 (STD)	<input checked="" type="checkbox"/> BIANCO ANTICO GRANITE (STD)	<input checked="" type="checkbox"/> "M" EDGE (UPG)	16338-195
LAUNDRY ROOM	<input type="checkbox"/> N/A	<input type="checkbox"/> N/A	<input type="checkbox"/> N/A	<input type="checkbox"/> N/A

APPLIANCE PACKAGE

Standard Package

Std 31in Opening

PLUMBING FIXTURES

KITCHEN	
Sink Model	<input checked="" type="checkbox"/> STANDARD
Sink Faucet	<input checked="" type="checkbox"/> STANDARD
TOILETS	
Master Ensuite	<input checked="" type="checkbox"/> STANDARD
Main Bathroom	<input checked="" type="checkbox"/> STANDARD
Powder Room	<input type="checkbox"/> N/A
VANITY FAUCETS	
Master Ensuite	<input checked="" type="checkbox"/> STANDARD
Main Bathroom	<input checked="" type="checkbox"/> STANDARD
Powder Room	<input type="checkbox"/> N/A
VANITY SINKS	
Master Ensuite	<input checked="" type="checkbox"/> STANDARD
Main Bathroom	<input checked="" type="checkbox"/> STANDARD
Powder Room	<input type="checkbox"/> N/A
SHOWER STALL / TUBS	
Master Ensuite Shower Stall	<input checked="" type="checkbox"/> STANDARD
Master Ensuite Tub	<input type="checkbox"/> N/A
Main Bathroom Tub	<input checked="" type="checkbox"/> STANDARD

Trim	Baseboard & Casing	Levers	Door Height
	<input checked="" type="checkbox"/> STANDARD	<input checked="" type="checkbox"/> UPGRADE - Traditional #MR-390MAP	<input checked="" type="checkbox"/> STANDARD
	Interior Doors		
	<input checked="" type="checkbox"/> UPGRADE - CLASSIQUE, SMOOTH		

Cornice Moulding / Medallion	Fireplace
Foyer	<input type="checkbox"/> N/A
Living Room	<input type="checkbox"/> N/A
Dining Room	<input type="checkbox"/> N/A
Den	<input type="checkbox"/> N/A
Master Bedroom	<input type="checkbox"/> N/A
Bedroom 2	<input type="checkbox"/> N/A
Bedroom 3	<input type="checkbox"/> N/A

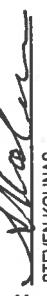
Paint Throughout	Trim
Walls	<input checked="" type="checkbox"/> STANDARD - WHITE

MISC. INSTALLATIONS

Ceramic Accessories (installed by Vendor)	<input checked="" type="checkbox"/> Yes <input type="checkbox"/> No
Bathroom Mirrors (installed by Vendor)	<input checked="" type="checkbox"/> Yes <input type="checkbox"/> No
Wire Shelving - Closet (installed by Vendor)	<input checked="" type="checkbox"/> Yes <input type="checkbox"/> No

Page 2 of 3

Decor Consultant:  Melissa Di Marino

Purchaser:  STEVEN KOLINAS

Purchaser:  HELEN KOLINAS

Vendor:

Hampton Place

Lot: 423 Project: Hampton Place Model: LAUREL

Printed Jan 15, 2018 11:19 am


② $\rightarrow \text{Plug}(x, z)$ ISLAND.

STD APPLIANCE

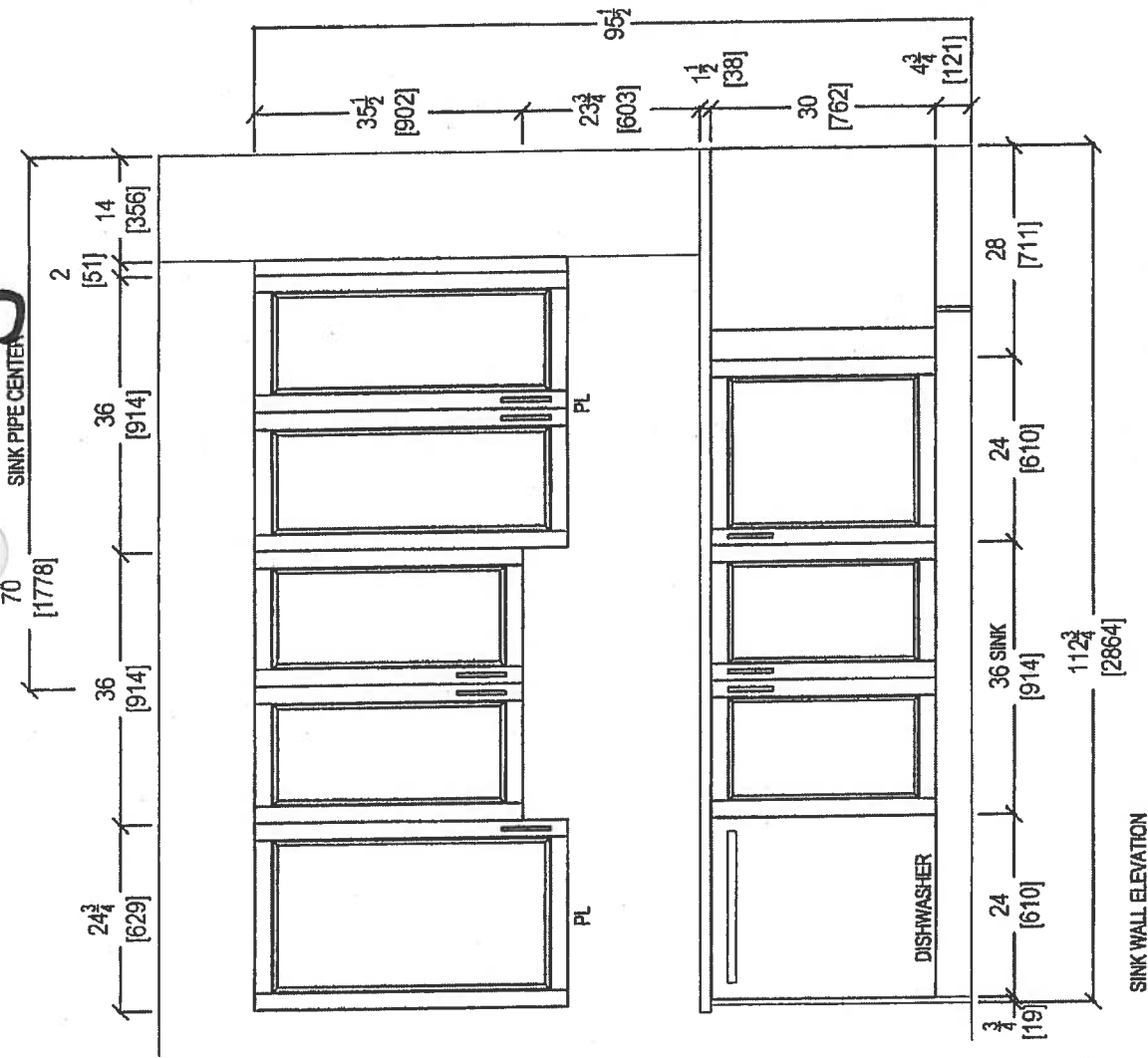
PACKAGE



RECEIVED
OCT. 16 '17

 <p>your kitchen, 100% QTK® 80 SANTE DRIVE, VAUGHAN, ON L4K 3C4, T: 416.746.1811 F: 905.761.5901</p>	CLIENT: ROYAL PINE HOMES	2J+D	ROOM:	KITCHEN FLOOR PLAN	DRAWN BY: SK	<p>PLEASE NOTE ALL DIMENSIONS ARE NOT FINAL AND ARE SUBJECT TO CHANGE UPON FINAL SITE MEASURE</p>
	SITE: HAMPTON PLACE	DOOR STYLE: —	DOOR HANDLE: —	SCALE: 1/2" = 1' - 0"		
	PHONE: —	FINISH: —	DRW HANDLE: —	DATE: AUG 4, 2017		
	EMAIL: —	SPECIES: —	TOP: —	PAGE —		

Suite 423 Hampton PL-Back Light (x4)



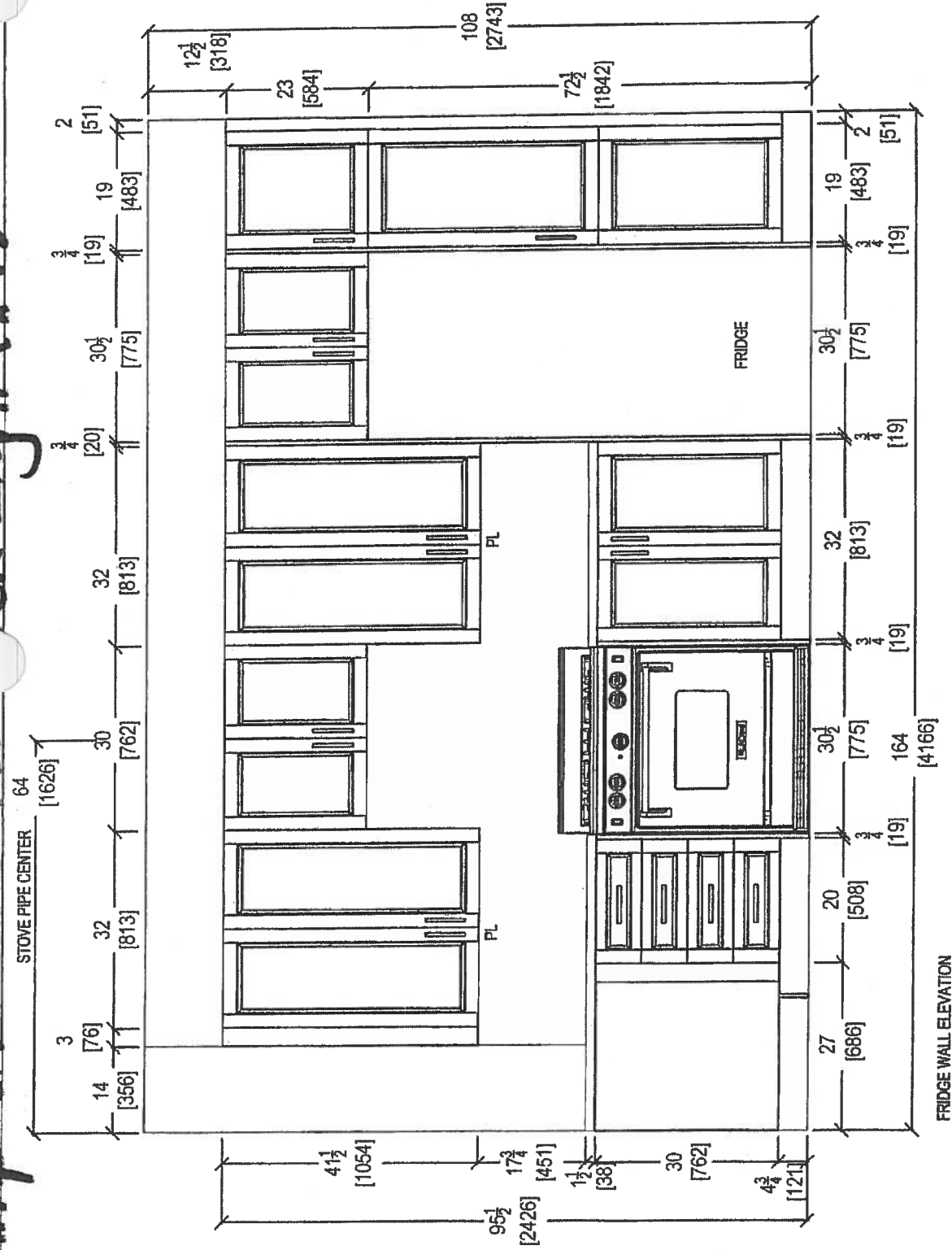
SK HK

RECEIVED
2017.10.17

 your kitchen, our idea. 80 SANTE DRIVE, VAUGHAN, ON L4K 3C4, T. 416.746.1811 F.905.761.5901	CLIENT: ROYAL PINE HOMES	2J+D	ROOM:	KITCHEN	DRAWN BY: SK	COMMENTS: PLEASE NOTE ALL DIMENSIONS ARE NOT FINAL AND ARE SUBJECT TO CHANGE UPON FINAL SITE MEASURE
	SITE: HAMPTON PLACE	DOOR STYLE: —	DOOR HANDLE: —		SCALE: 1/2" = 1' - 0"	
	PHONE: —	FINISH: —	DRW HANDLE: —		DATE: AUG 4, 2017	
	EMAIL: —	SPECIES: —	TOP: —		PAGE: —	


Suite 423 Hampton

PL - Rock Light (x4)

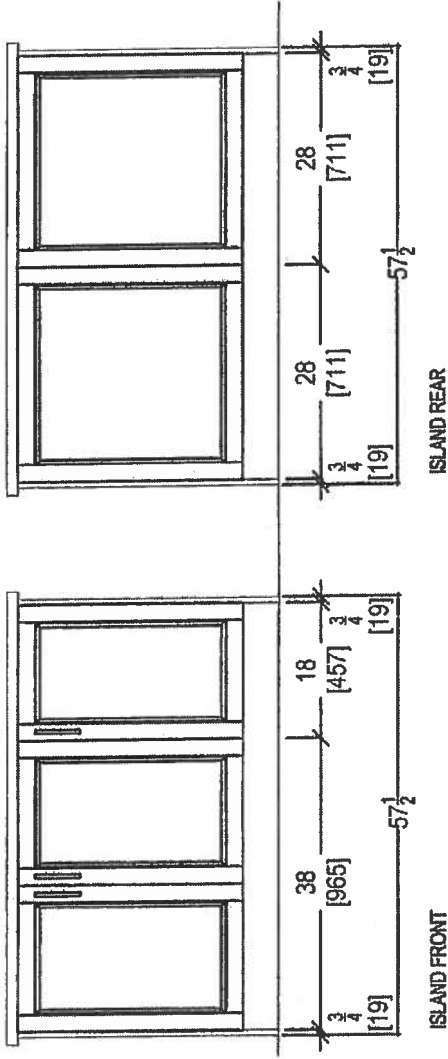


SK (42)

RECEIVED

 your kitchen. your style. 80 Sante Drive, Vaughan, ON L4K 3C4. T: 416.746.1811 F: 905.761.5901	CLIENT: ROYAL PINE HOMES	2J+D	ROOM: KITCHEN	DRAWN BY: SK	COMMENTS: PLEASE NOTE ALL DIMENSIONS ARE NOT FINAL AND ARE SUBJECT TO CHANGE UPON FINAL SITE MEASURE
	SITE: HAMPTON PLACE	DOOR STYLE: —	DOOR HANDLE: —	SCALE: 1/2" = 1'-0"	
	PHONE: —	FINISH: —	DRW HANDLE: —	DATE: AUG 4, 2017	
	EMAIL: —	SPECIES: —	TOP: —	PAGE: —	

Suite 422 Hampton



SK NK

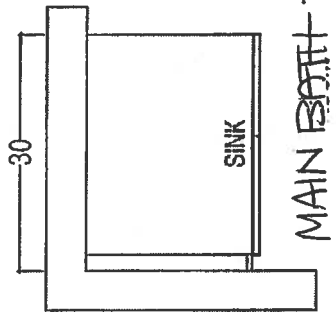
RECEIVED
10/10/17

CLIENT: ROYAL PINE HOMES		2J+D	ROOM: KITCHEN	DRAWN BY: SK	COMMENTS: PLEASE NOTE ALL DIMENSIONS ARE NOT FINAL AND ARE SUBJECT TO CHANGE UPON FINAL SITE MEASURE
SITE: HAMPTON PLACE	DOOR STYLE: —	DOOR HANDLE: —	SCALE: 1/2" = 1' - 0"		
PHONE: —	FINISH: —	DRW HANDLE: —	DATE: AUG 4, 2017		
EMAIL: —	SPECIES: —	TOP: —	PAGE: —		

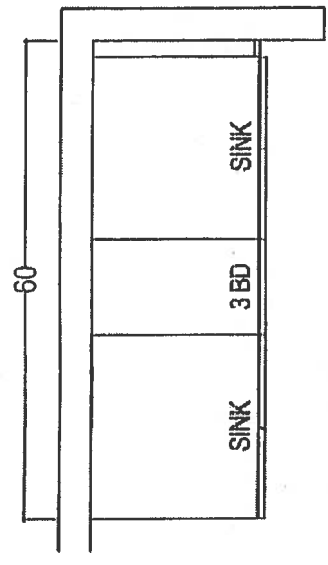


SITE 423 HAMPTON

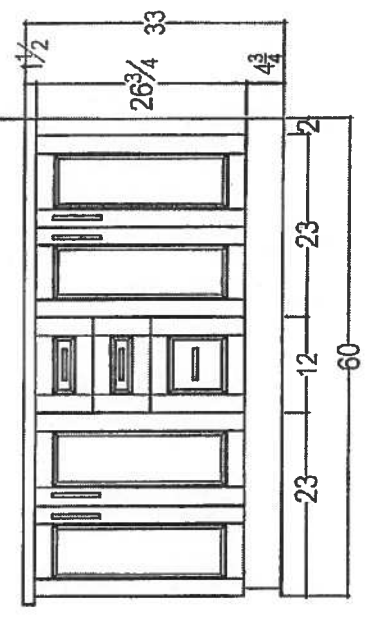
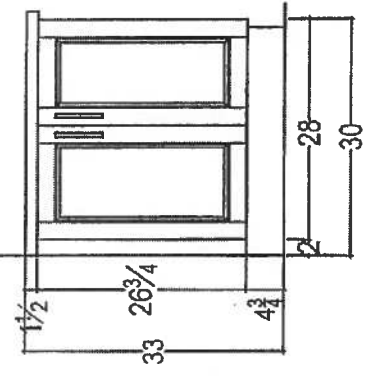
* INSTALL 3" SPLASH *




MAIN BATH



MASTER ENSUITE



RECEIVED
12/28/18



80 SANTE DRIVE, VAUGHAN, ON L4K 3C4,
T: 416.746.1811 F: 905.761.5901

CLIENT: ROYAL PINE HOMES		2J+ D	ROOM:	VANITIES	DRAWN BY: SK	COMMENTS: PLEASE NOTE ALL DIMENSIONS ARE NOT FINAL AND ARE SUBJECT TO CHANGE UPON FINAL SITE MEASURE
SITE: HAMPTON PLACE	DOOR STYLE: —	DOOR HANDLE: —	SCALE: 1/2" = 1'-0"			
PHONE: —	FINISH: —	DRW HANDLE: —	DATE: AUG 4, 2017			
EMAIL: —	SPECIES: —	TOP: —	PAGE: —			

Suite 423 Hampton

SK

H 2

WRT318FZDM

Standard



<http://www.whirlpool.com>

36 inch Wide Top-Freezer Refrigerator with
Flexi-Slide™ Bin - 18.2 cu. ft.

Key Features:

- Flexi-Slide™ Bin
- Frameless Glass Shelves
- Electronic Temperature Control
- Clear, Humidity Controlled Crispers

Product Dimensions:

Height: 65 7/8

Width: 29 3/4

Depth: 33 1/2


Additional Information:

[Use And Care Guide](#)

[Dimension Guide](#)

[Energy Guide](#)

[Warranty Certificate](#)



Available in:


- Black
- Monochromatic
- Stainless Steel
- White



©Registered trademark/TM Trademark of Whirlpool, U.S.A. © 2013 Whirlpool Corporation. All Rights Reserved
All other trademarks are owned by their respective companies
Because Whirlpool Corporation policy includes a continuous commitment to improve our products, we reserve
the right to change materials and specifications without notice. We also reserve the right to discontinue or
transition products without notice.
Manufacturer's Suggested Retail Price (MSRP) and Minimum Advertised Price (MAP) provided for reference
purposes only. Dealer alone determines advertised and retail prices.
Created On: Monday, March 14, 2016 12:09:07

Suite 423 Hampton Standard

SIC H 12



WEE510S0FS

Whirlpool® 4.8 cu. ft. Guided Electric Front Control Range
With The Easy-Wipe Ceramic Glass Cooktop

MSRP: \$1,149 00

Available Colors	
<input checked="" type="checkbox"/>	Black Model: WEE510S0FB MAJOR APPLIANCE
<input checked="" type="checkbox"/>	Black-on-Stainless Model: WEE510S0FS MAJOR APPLIANCE
<input type="checkbox"/>	White Model: WEE510S0FW MAJOR APPLIANCE

Dimensions	
Depth	28 15/16 Inches
Width	29 7/8 Inches
Gross Weight	172 LB
Dimensions shown are for planning purposes only. For complete information, see Installation Instructions packed with product.	

Specifications	
Cooktop Features	
Cooktop Element Style	Smoothtop
Cooktop Surface Color	Color Coordinated Black on Stainless
Cooktop Surface Material	Glass
Number of Cooking Element-Burners	4
Left Front Element-Burner Power	3000W
Left Front Element-Burner Size	9"6"
Left Front Element-Burner Type	Dual
Left Rear Element-Burner Power	1200W
Left Rear Element-Burner Size	6"
Left Rear Element-Burner Type	Radiant
Right Front Element-Burner Power	3000W
Right Front Element-Burner Size	9"6"
Right Front Element-Burner Type	Dual
Right Rear Element-Burner Power	1200W
Right Rear Element-Burner Size	6"
Right Rear Element-Burner Type	Radiant
Oven Features	
Number of Oven Lights	1
Hot Surface Indicator Light	Yes
Power On Indicator Light	Yes
Light Type	Incandescent
Oven Rack Type	Standard (Both)
Controls	
Drawer Type	Storage Drawer
Selections	Clock; Timer; Warm Hold; Delay Start; Cook Time Indicator; Control Lock; Automatic Door Latch; Audible Signal; Sabbath Mode; Frozen Bake
ADA Compliant	ADA Height and Operation Compliant
Dimensions	
Depth	28 15/16 Inches
Width	29 7/8 Inches
General	
ADA Compliant	ADA Height and Operation Compliant

Key Features	
Frozen Bake™ Technology	
Guided Cooktop Controls	
FlexHeat™ Dual Radiant Elements	
Adjustable Self-Cleaning	
Easy-Wipe Ceramic Glass Cooktop	
Temperature Sensor	
4.8 Cu. Ft. Capacity	
Keep Warm Option	
Closed Door Broiling	
Delay Cook	
Sabbath Mode	
Star-K Certified	
ADA Compliant	
#1 Selling Appliance Brand in the U.S.A.	

Product Literature	
Warranty(33.12 KB)	
Owners Manual(502.10 KB)	
Installation Instructions(995.40 KB)	
Dimension Guide(124.36 KB)	
You may need to install Adobe Acrobat Reader to view these documents.	

UPC Listing	
Model "WEE510S0FB" UPC: 883049391939	
Model "WEE510S0FS" UPC: 883049391946	
Model "WEE510S0FW" UPC: 883049391922	

White 423 Standard
Hampton

SK HK

WMH31017FS

Whirlpool®

<http://www.whirlpool.com>

3.0 cu. ft. Microwave Hood Combination with
Electronic Controls

Key Features:

- Microwave Presets
- Electronic Touch Controls
- Dishwasher-Safe Turntable Plate
- 2-Speed, 300 CFM Vent Fan
- Add 30 Seconds Option
- Adjustable Cooktop Lighting
- #1 Selling Appliance Brand in the U.S.A.

Product Dimensions:

Height: 17 1/4

Width: 29 15/16

Depth: 17 7/8


Additional Information:

[Use And Care Guide](#)

[Dimension Guide](#)

[Installation Guide](#)

[Warranty Certificate](#)



Available in:

- Black
- Silver
- Stainless Steel
- White

©Registered trademark/TM Trademark of Whirlpool, U.S.A. © 2016 Whirlpool Corporation. All Rights Reserved.
All other trademarks are owned by their respective companies.
Because Whirlpool Corporation policy includes a continuous commitment to improve our products, we reserve the right to change materials and specifications without notice. We also reserve the right to discontinue or transition products without notice.
Manufacturer's Suggested Retail Price (MSRP) and Minimum Advertised Price (MAP) provided for reference purposes only. Dealer alone determines advertised and retail prices.
Created On: Tuesday, February 07, 2017 12:20:03

Suite 423
Hampton

Standard


S&K H/K

WDF330PAHS

Whirlpool®

Heavy-Duty Dishwasher with 1-hour Wash Cycle

<http://www.whirlpool.com>



Key Features:

- 1-Hour Wash Cycle
- No One Has Fewer Repairs 20 Years in a Row
- Soil Sensor
- Normal Cycle
- Heavy Cycle
- High Temperature Wash Option
- Heated Dry Option
- Designed, Engineered and Assembled in the U.S.A. with American Pride

Product Dimensions:

Height: 34 1/2

Width: 23 7/8

Depth: 24 1/2

Additional Information:

[Use And Care Guide](#)

[Dimension Guide](#)

[Installation Guide](#)

[Energy Guide](#)

[Warranty Certificate](#)

INVESTED
IN
AMERICA



®Registered trademark/TM Trademark of Whirlpool, U.S.A. © 2016 Whirlpool Corporation. All Rights Reserved.
All other trademarks are owned by their respective companies.
Because Whirlpool Corporation policy includes a continuous commitment to improve our products, we reserve the right to change materials and specifications without notice. We also reserve the right to discontinue or transition products without notice.
Manufacturer's Suggested Retail Price (MSRP) and Minimum Advertised Price (MAP) provided for reference purposes only. Dealer alone determines advertised and retail prices.
Created On: Wednesday, April 19, 2017 10:48:05

Suite 423 Standard
Hampton




WET4027EW

Combination Washer/Electric Dryer



<http://www.whirlpool.com>



Key Features:

- HE Agitator with Fabric Softener Cap
- White Porcelain Basket
- AutoDry™ Drying System
- 3 Drying Temperatures
- 2.5 Cu. Ft. Washer Capacity
- 5.9 Cu. Ft. Dryer Capacity
- Fabric Softener Dispenser
- Bleach Dispenser

Product Dimensions:

Height: 71 3/4

Width: 27 1/2

Depth: 32

Electrical Requirements:

30.

Additional Information:

[Use And Care Guide](#)

[Dimension Guide](#)

[Installation Guide](#)

[Energy Guide](#)

[Warranty Certificate](#)

Available in:


☐ White

INVESTED
IN
AMERICA


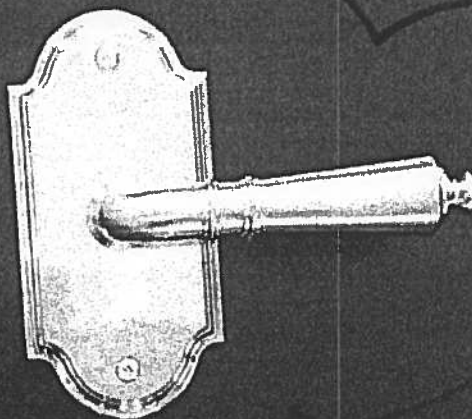


©Registered trademark/TM Trademark of Whirlpool, U.S.A. © 2013 Whirlpool Corporation. All Rights Reserved.
All other trademarks are owned by their respective companies.
Because Whirlpool Corporation policy includes a continuous commitment to improve our products, we reserve the right to change materials and specifications without notice. We also reserve the right to discontinue or transition products without notice.
Manufacturer's Suggested Retail Price (MSRP) and Minimum Advertised Price (MAP) provided for reference purposes only. Dealer alone determines advertised and retail prices.
Created On: Friday, March 11, 2016 12:26:17

Suite 423
Hampton



MORGAN VAUGHAN



Countertop Edges
Suite 423
Hampton

(SK) (HK)

CONNOLLY Marble & Granite Ltd.

EDGE
DETAILS

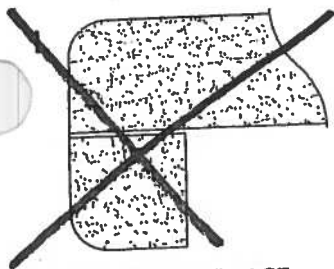
004

A.



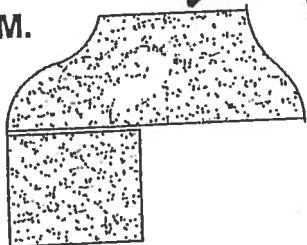
STRAIGHT EDGE
(STANDARD - 3/4")

Standard:
Main Bath
Master Ensuite



DOUBLE TOP "D" EDGE
(STANDARD - 1 1/2")

M.



OGEE - SQUARE EDGE
(MED./HIGH - 1 1/2")

Upgrade:
Kitchen

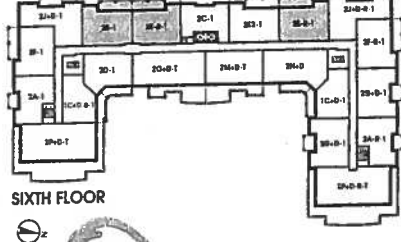
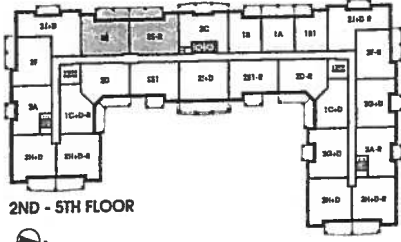
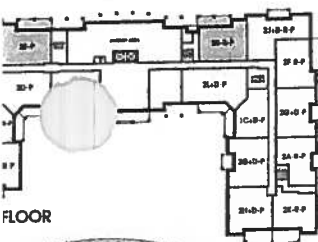
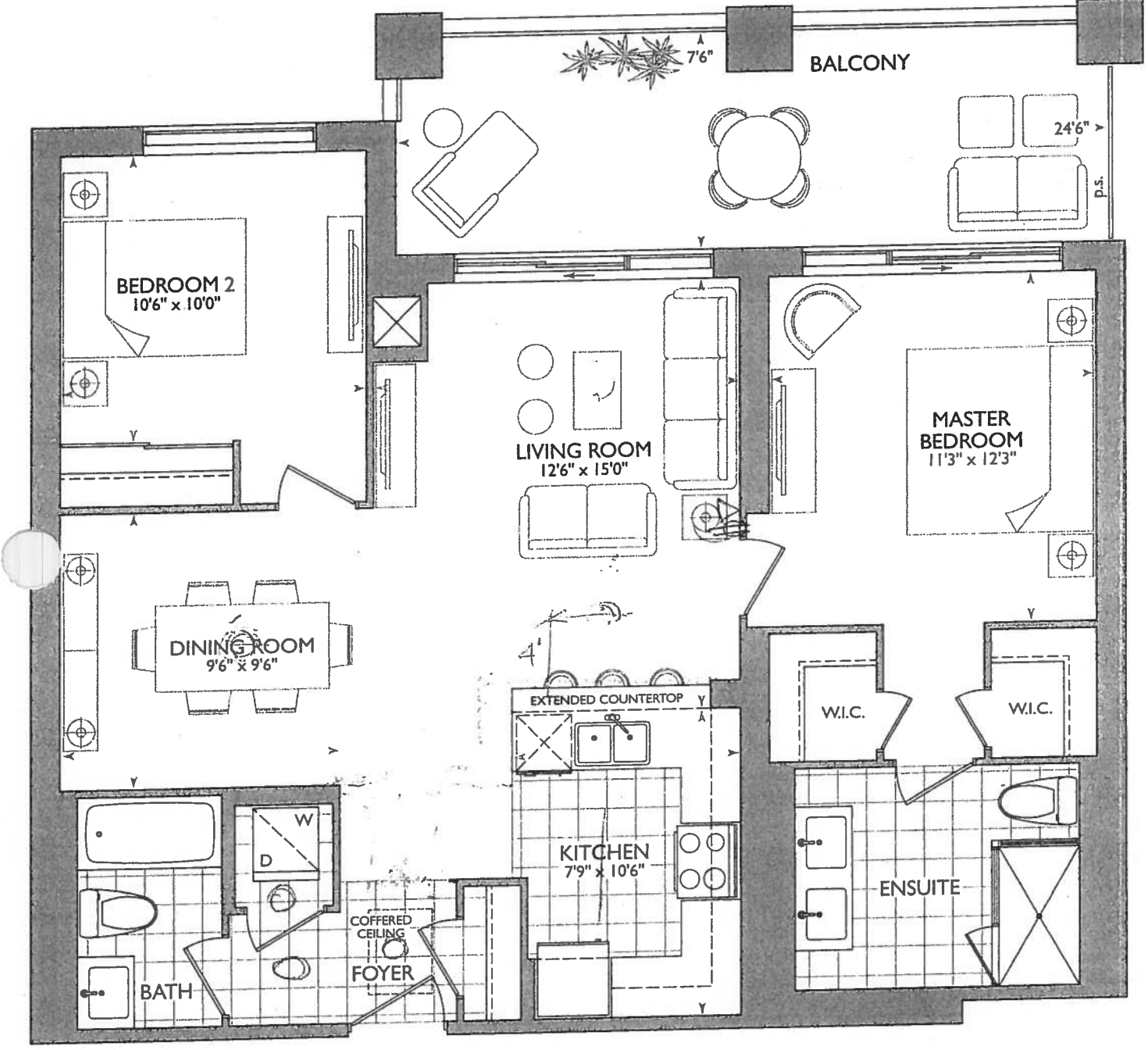
EDGING UP-GRADE OPTIONS



DUPLICATE 421

Flanders ORIGINAL LAYOUT

1,059 SQ FT *plus 180 sq. ft. of balcony area*



16



January 5, 2018



* REVISED FOYER
COVERED AS PER THIS
BROCHURE TILE TO
REMAIN THE SAME

KITCHEN

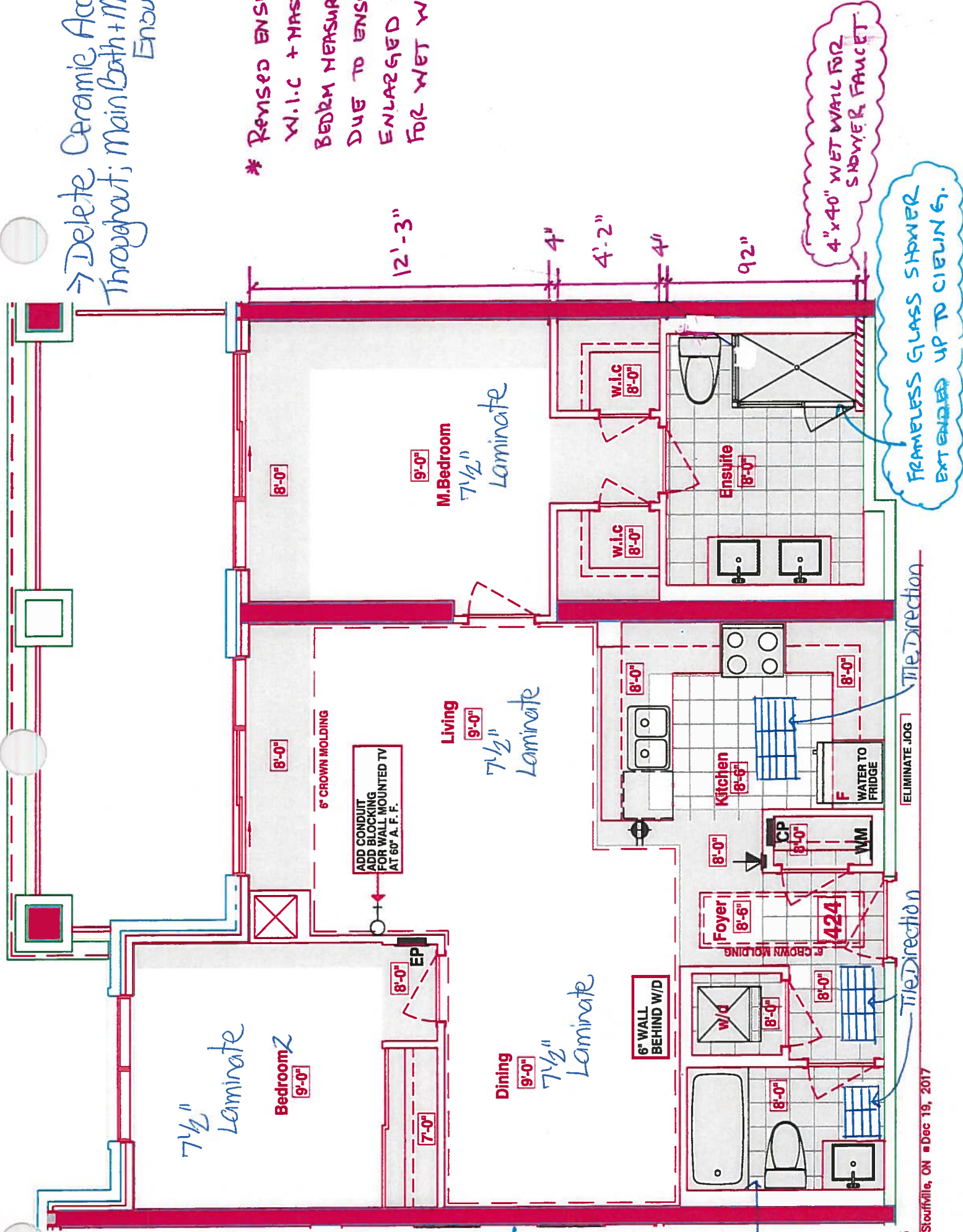
- UPGRADE APPLIANCE PACKAGE
- X4 = PUCK LIGHTS
- X1 = PLUG PENINSULA
- 62" STOVE PIPE CENTER
- 123" SINK PIPE CENTER

LEGEND:	
	SECURITY PANEL
	ELECTRICAL PANEL
	COMMUNICATION PANEL
	WATER METER
	FRIDGE
	DROPPED AREA
	6" CROWN MOLDING

RECEIVED
1/10/2018

SUITE 424 - FLANDERS

25 Baker Hill Blvd - Stouffville, ON Dec 19, 2017



Tile Direction

Tile Direction

ELIMINATE JOG



CONSTRUCTION SUMMARY

Hampton Place

PURCHASER: TAMARA MARGARET STEEL

TEL: RES.: 416-899-8147

LOT NUMBER	PHASE	HOUSE TYPE	CLOSING DATE	
424	1	FLANDERS(2E)	17-Oct-18	

Offer Worksheet	PURCHASER TO RECEIVE \$10,000(INCLUDES APPLICABLE TAXES) WORTH OF UPGRADES AT THE DECOR CENTER AT TIME OF COLOUR CHART. Note:
Offer Worksheet	PURCHASER WILL HAVE THE OPTION TO CHANGE PURCHASERS NAME TO ROBERT STEEL AT NO COST, AND WILL NOT BE CONSIDERED AS THEIR ONE FREE ASSIGNMENT HAS BEEN USED Note:
Offer Upgrade	WATER LINE FROM FRIDGE Note:
Offer Upgrade	CONDUIT AND BLOCKING FOR WALL MOUNTED TV IN LIVING ROOM (60 INCHES ABOVE FINISHED FLOOR) Note:

FLANDERS: 424
-REVISED FOYER COFFERED CEILING AS PER COLOURED PLAN,
TILES TO REMAIN AS PER ORIGINAL SUITE LAYOUT
-ENSUITE 4" ADDED 4"x40" WET WALL FOR SHOWER FAUCET, NEW
DIMENTIONS ARE ON THE NEW COLOURED BROCHURE FOR W.I.C.
& MASTER BEDROOM



SITE COPY

CONSTRUCTION SUMMARY

Hampton Place

PURCHASER: TAMARA MARGARET STEEL

TEL: RES.: 416-899-8147

LOT NUMBER	PHASE	HOUSE TYPE	CLOSING DATE	
424	1	FLANDERS(2E)	17-Oct-18	

Date Added: 05-Jan-18 Invoice Number: 7075

<p>1 - CLARIFICATION; REFER TO APAS; BROOM - Standard electrical outlet to be installed at standard height beside conduit pipe Additional electrical outlet to be installed beside at pipe & standard cable rough-in Approx. 60" AFF (See Attached Sketch) Note: As per Vince at Head-Office</p>
<p>1 - KITCHEN & BATHROOMS - Purchaser has DECLINED All Upgrades offered during decor appointment at the decor centre for kitchen & bathroom cabinetry. Standard Kitchen Layout & Standard Bathroom Vanities to be installed as per standard plan. (See Sketch) Note:</p>
<p>1 - KITCHEN - Install Standard Granite Countertop - BIANCO ANTICO - To be installed throughout kitchen, where applicable. (does not include granite backsplash) (See Sketch) Note:</p>
<p>1 - KITCHEN - COUNTERTOP EDGING - Install UPGRADE " I " EDGING - To be installed throughout kitchen countertop, where applicable. (See Sketch) Note:</p>
<p>1 - DISCLAIMER - GRANITE COUNTERTOP; KITCHEN - Due to the many variables that can affect the pattern, colour and/or design and "pitting" of natural products, granite installed will not be identical to the samples displayed. Note: Every effort is made to provide granite countertops as close as possible but the vendor is not responsible for results which differ from the sample displayed. All countertop surfaces may have seams, and product pattern and shade can change in areas containing seams.</p>
<p>1 - DISCLAIMER - STONE COUNTERTOP; KITCHEN - Stone slabs vary in size & all seams are visible & the fabricator reserves the right to position the seams as necessary.</p>
<p>1 - KITCHEN - Kitchen Sink - Install Standard Undermount Sink - BLANCO Horizon Plus U2 Undermount Sink (8') - Model # 401234 Note:</p>
<p>1 - KITCHEN - Kitchen Faucet - Install Standard Faucet - DELTA Chrome Pull-Out Kitchen Faucet (Single Hole) - Model # 469LF - Chrome Note:</p>
<p>1 - APPLIANCE PACKAGE - Install Upgrade Appliance Package - UPGRADE PACKAGE #1 - To be installed throughout suite, where applicable. (See Sketch) Note:</p>
<p>30 - MAIN BATH - 1ST UPGRADE - PORCELAIN TILES - 12x24 H-STONE LIGHT GREY - To be installed throughout main bath floor (To be Installed Straight) (See Sketch) Note: Includes Larger Size</p>
<p>1 - MAIN BATH - Install Standard Granite Countertop - BIANCO ANTICO - To be installed throughout main bath vanity, where applicable. (Includes 3" Splash) (See Sketch) Note:</p>
<p>1 - CLARIFICATION; BATH & MASTER ENSUITE - Install Standard 3" Splash throughout Main Bath and Master Ensuite Vanity Countertops, where applicable. (See Sketch) Note:</p>
<p>1 - DISCLAIMER - GRANITE COUNTERTOP; MAIN BATH - Due to the many variables that can affect the pattern, colour and/or design and "pitting" of natural products, granite installed will not be identical to the samples displayed. Note: Every effort is made to provide granite countertops as close as possible but the vendor is not responsible for results which differ from the sample displayed. All countertop surfaces may have seams, and product pattern and shade can change in areas containing seams.</p>
<p>1 - DISCLAIMER - STONE COUNTERTOP; MAIN BATH & MASTER ENSUITE - Stone slabs vary in size & all seams are visible & the fabricator reserves the right to position the seams as necessary. Note:</p>



SITE COPY

CONSTRUCTION SUMMARY
Hampton Place

PURCHASER: TAMARA MARGARET STEEL TEL: RES.: 416-899-8147

LOT NUMBER	PHASE	HOUSE TYPE	CLOSING DATE	
424	1	FLANDERS(2E)	17-Oct-18	

Date Added: 05-Jan-18 Invoice Number: 7075

1 - MASTER ENSUITE - Standard Frameless Glass Shower to Extend Up to TOUCH the Ceiling at Master Ensuite Shower Stall (See Sketch)

1 - CLARIFICATION;
MAIN BATH & MASTER ENSUITE - Install Standard Plumbing Fixtures throughout Main Bath and Master Ensuite, where applicable. (See Sketch)
Note:

1 - CLARIFICATION;
MAIN BATH & MASTER ENSUITE - DELETE Do Not Install / Supply / Credit Purchaser for builders standard ceramic bathroom accessories (toilet paper, towel bar & soap dish) throughout all bathrooms where applicable
Note: To Include; Main Bath & Master Ensuite (See Sketch)

1 - BONUS PACKAGE - PURCHASER HAS APPLIED \$6,610.00 (Includes Taxes) WORTH OF UPGRADE PROMOTIONAL PACKAGE TOWARDS THE PURCHASE OF UPGRADES COMPLETED AT THE DECOR CENTRE.
Note:

1 - PURCHASER HAS ATTENDED A COLOR APPOINTMENT AT THE DECOR CENTRE AND HAS DECLINED ANY ADDITIONAL UPGRADES. Purchaser accepts and acknowledges that there will be no further changes/additions/deletions to be made upon signing on January 5, 2018
Note:

1 - PURCHASER AWARE AND ACCEPTS THAT ANY CHANGES MADE TO UPGRADES AFTER SIGNING THIS PURCHASERS EXTRA FORM ARE SUBJECT TO A MINIMUM ADMINISTRATION FEE OF \$1,000 PLUS A 10% HOLDBACK FEE.
Note:

This Document is Extremely Time Sensitive - Printed 1 Mar 18 at 15:30



424

N/A

Notes

Vendor: 

TAMARA MARGARET STEEL

Printed Jan 05, 2018 10:42 am



* INTERIOR COLOR SCHEME *

Purchaser TAMARA MARGARET STEEL		Decor Consultant Melissa Di Marino	Model Type FLANDERS(2E)	Telephone Res. / Bus (416) 899-8147 /	Project Hampton Place	Closing Date 17/10/2018	Unit 424
------------------------------------	--	---------------------------------------	----------------------------	--	--------------------------	----------------------------	-------------

Page 2 of 3

CABINETRY, VANITIES AND COUNTERTOPS

	Style	Countertop		Counter Edge		Handle / Knob
		✓	BIANCO ANTICO GRANITE (STD)	✓	A " EDGE (STD)	
MAIN BATHROOM	CATEGORY 1 - FIBERBOARD - WHITE QT 1203 (STD)	✓	BIANCO ANTICO GRANITE (STD)	✓	A " EDGE (STD)	3487-128
MASTER ENSUITE	CATEGORY 2 - LP LAMINATE - SKYE QT 1022 (STD)		ASPEN CYRUS GREY (STD)		A " EDGE (STD)	3487-128
POWDER ROOM	N/A		N/A		N/A	N/A
KITCHEN / DINETTE	CATEGORY 2 - MAPLE - CHESTNUT QT 2503 (STD)		BIANCO ANTICO GRANITE (STD)	✓	1 " EDGE (UPG)	3487-128
LAUNDRY ROOM	N/A		N/A		N/A	N/A

APPLIANCE PACKAGE

Upgrade
Package #1

Std 3'in Opening

PLUMBING FIXTURES

KITCHEN	
Sink Model	✓ STANDARD
Sink Faucet	✓ STANDARD
TOILETS	
Master Ensuite	✓ STANDARD
Main Bathroom	✓ STANDARD
Powder Room	N/A
VANITY FAUCETS	
Master Ensuite	✓ STANDARD
Main Bathroom	✓ STANDARD
Powder Room	N/A
VANITY SINKS	
Master Ensuite	✓ STANDARD
Main Bathroom	✓ STANDARD
Powder Room	N/A
SHOWER STALL / TUBS	
Master Ensuite Shower Stall	✓ STANDARD
Master Ensuite Tub	N/A
Main Bathroom Tub	✓ STANDARD

Trim

Baseboard & Casing	✓ STANDARD
Interior Doors	✓ STANDARD - CARRARA, SMOOTH

Levers

✓ STANDARD

Door Height

STANDARD

Cornice Moulding / Medallion

Foyer	✓ STANDARD - #CTR-611
Living Room	✓ STANDARD - #CTR-611
Dining Room	✓ STANDARD - #CTR-611
Den	N/A
Master Bedroom	NONE
Bedroom 2	NONE
Bedroom 3	N/A

Fireplace

Fireplace	N/A
Location Flooring	N/A
Style	N/A
Finish	N/A
Marble	N/A
Hearth	N/A

MISC. INSTALLATIONS

Ceramic Accessories
(installed by Vendor)

○ Yes ● No

Bathroom Mirrors
(installed by Vendor)

● Yes ○ No

Wire Shelving - Closet
(installed by Vendor)

● Yes ○ No

Paint Throughout

Walls	✓ STANDARD - BIRCH WHITE	Trim	✓ STANDARD - WHITE
-------	--------------------------	------	--------------------

Page 2 of 3

Decor Consultant:

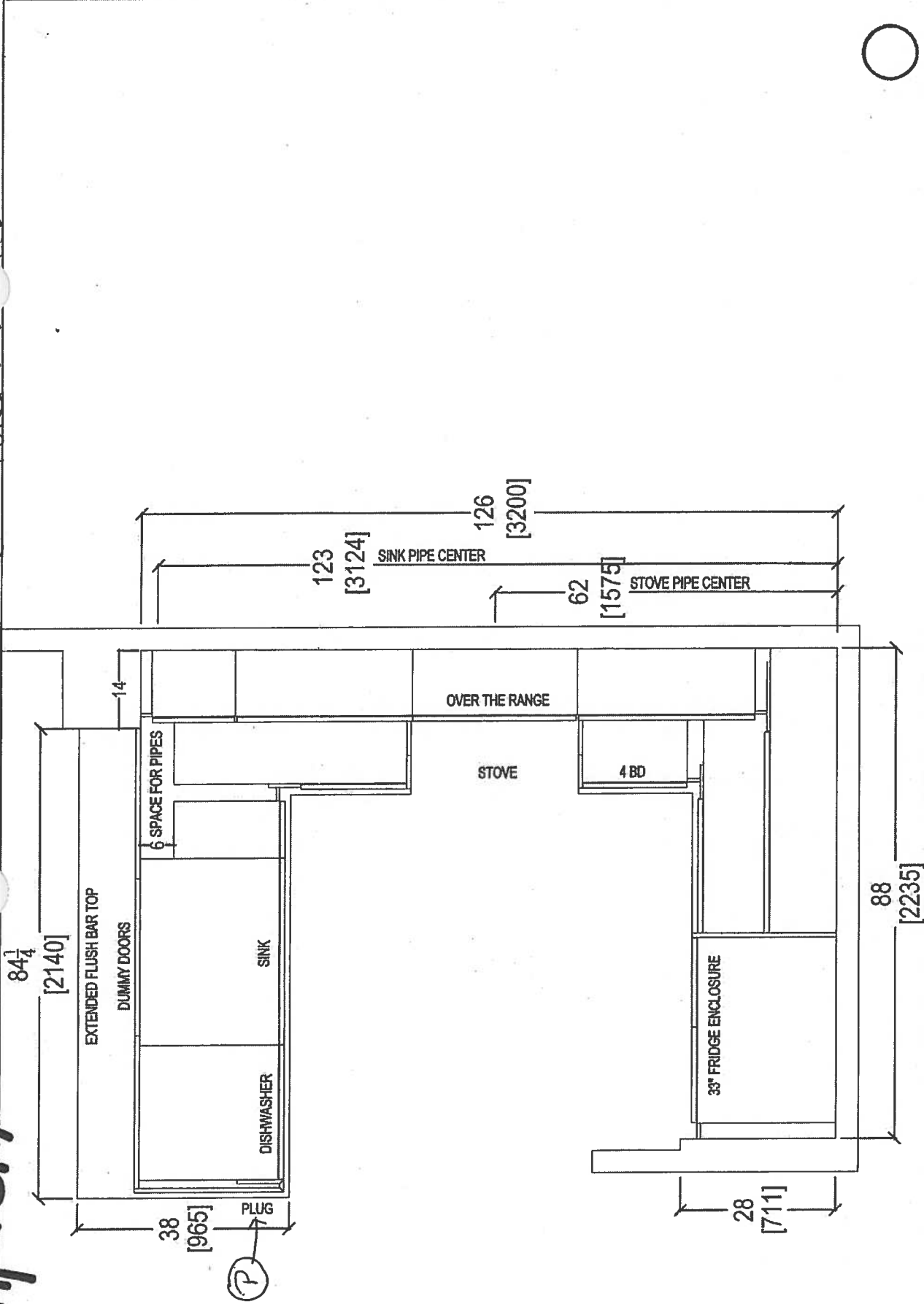
Melissa Di Marino

Purchaser:

TAMARA MARGARET STEEL

Vendor:

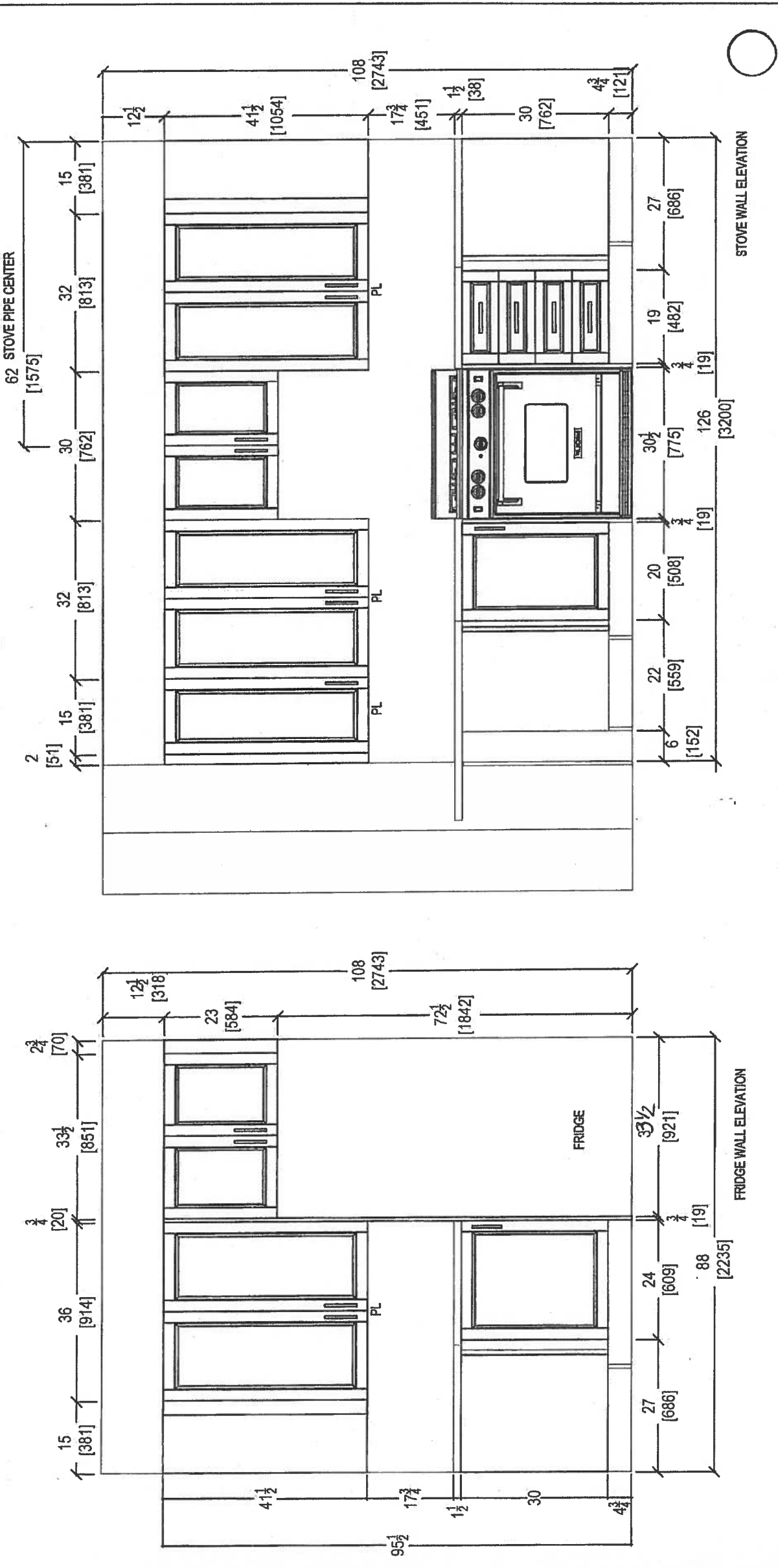
Hampton Place




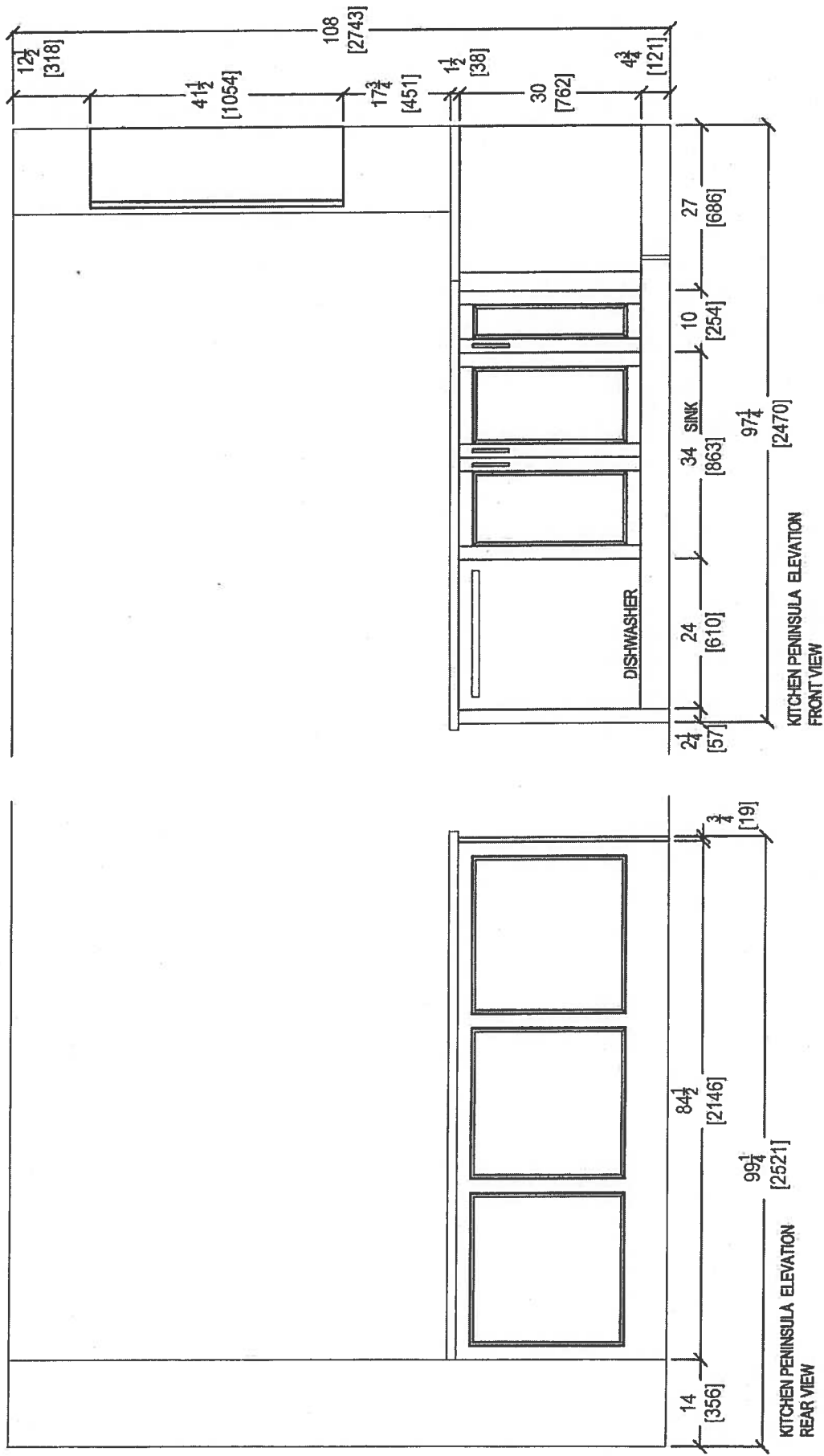
CLIENT: ROYAL PINE HOMES		JOB NAME: UNIT 424 HMP	ROOM: KITCHEN FLOOR PLAN	DRAWN BY: SK	COMMENTS: PLEASE NOTE ALL DIMENSIONS ARE NOT FINAL AND ARE SUBJECT TO CHANGE UPON FINAL SITE MEASURE
SITE: HAMPTON PLACE	DOOR STYLE: —	DOOR HANDLE: —	SCALE: 1/2" = 1' - 0"		
PHONE: —	FINISH: —	DRW HANDLE: —	DATE: JAN 25, 2018		
EMAIL: —	SPECIES: —	TOP: —	PAGE: —		



Swite 424 Hampton PL-Pink Light (x4)



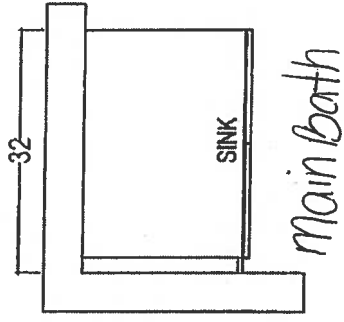
<div><p><i>your kitchen, your taste.</i> 80 SANTE DRIVE, VAUGHAN, ON L4K 3C4, T: 416.746.1811 F: 905.761.5901</p></div>					CLIENT: ROYAL PINE HOMES		JOB NAME: UNIT 424 HMP	ROOM: KITCHEN	DRAWN BY: SK	COMMENTS: PLEASE NOTE ALL DIMENSIONS ARE NOT FINAL AND ARE SUBJECT TO CHANGE UPON FINAL SITE MEASURE
SITE: HAMPTON PLACE		DOOR STYLE: —		DOOR HANDLE: —		SCALE: 1/2" = 1' - 0"				
PHONE: —		FINISH: —		DRW HANDLE: —		DATE: JAN 25, 2018				
EMAIL: —		SPECIES: —		TOP: —		PAGE: —				



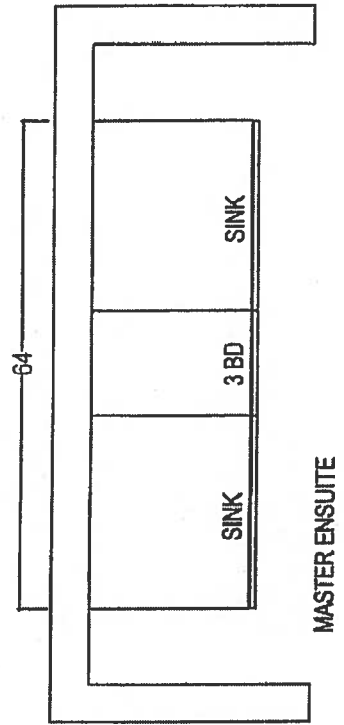
CLIENT: ROYAL PINE HOMES		JOB NAME: UNIT 424 HMP	ROOM: KITCHEN	DRAWN BY: SK	COMMENTS: PLEASE NOTE ALL DIMENSIONS ARE NOT FINAL AND ARE SUBJECT TO CHANGE UPON FINAL SITE MEASURE
SITE: HAMPTON PLACE	DOOR STYLE: —	DOOR HANDLE: —	SCALE: 1/2" = 1' - 0"		
PHONE: —	FINISH: —	DRW HANDLE: —	DATE: JAN 25, 2018		
EMAIL: —	SPECIES: —	TOP: —	PAGE: —		



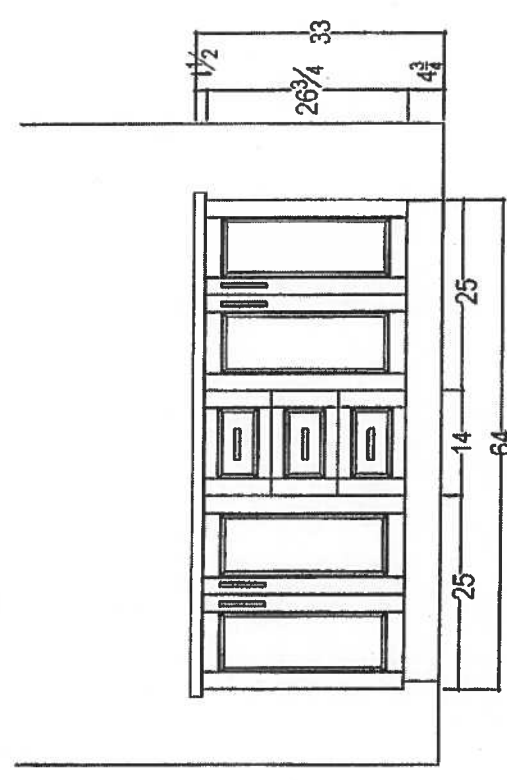
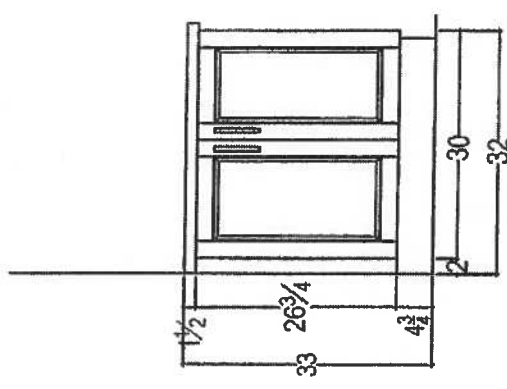
Install 3" Splash




Main Bath



MASTER ENSUITE



RECEIVED
10-10-17

 your kitchen, your style 80 SANTE DRIVE, VAUGHAN, ON L4K 3C4. T: 416.746.1811 F: 905.761.5901	CLIENT: ROYAL PINE HOMES	JOB NAME: 2E	ROOM:	DRAWN BY: SK	COMMENTS: PLEASE NOTE ALL DIMENSIONS ARE NOT FINAL AND ARE SUBJECT TO CHANGE UPON FINAL SITE MEASURE
	SITE: HAMPTON PLACE	DOOR STYLE: —	DOOR HANDLE: —	SCALE: 1/2" = 1' - 0"	
	PHONE: —	FINISH: —	DRW HANDLE: —	DATE: AUG 4, 2017	
	EMAIL: —	SPECIES: —	TOP: —	PAGE: —	

Suite 424
Hampton

Upgrade
Package I

WRB322DMBM



Whirlpool®

<http://www.whirlpool.com>

33-inches wide Bottom-Freezer Refrigerator with
SpillGuard™ Glass Shelves - 22 cu. ft

Key Features:

- SpillGuard™ Glass Shelves
- Adaptive Defrost / *Factory Installed Ice maker*
- FreshFlow™ Produce Preserver
- LED Interior Lighting
- ENERGY STAR® Qualified

Product Dimensions:

Height: 70

Width: 32 5/8

Depth: 33 3/8

Electrical Requirements:

15


Additional Information:

[Use And Care Guide](#)

[Dimension Guide](#)

[Energy Guide](#)

[Warranty Certificate](#)



INVESTED
IN
AMERICA



©Registered trademark/TM Trademark of Whirlpool, U.S.A. © 2016 Whirlpool Corporation. All Rights Reserved.
All other trademarks are owned by their respective companies.
Because Whirlpool Corporation policy includes a continuous commitment to improve our products, we reserve
the right to change materials and specifications without notice. We also reserve the right to discontinue or
transition products without notice.
Manufacturer's Suggested Retail Price (MSRP) and Minimum Advertised Price (MAP) provided for reference
purposes only. Dealer alone determines advertised and retail prices.
Created On: Tuesday, March 14, 2017 11:30:08

Suite 424
Hampton

Upgrade
Package I




WEE745H0FS

Whirlpool®

<http://www.whirlpool.com>

6.4 Cu. Ft. Slide-In Electric Range with True Convection



Key Features:

- Frozen Bake™ Technology
- True Convection Cooking
- FlexHeat™ Triple Radiant Element
- Convection Conversion
- AquaLift® Self-Cleaning Technology
- Temperature Sensor
- Rapid Preheat
- 6.4 Cu. Ft. Capacity
- Easy-Wipe Ceramic Glass Cooktop
- Large Oven Window
- Max Capacity Rack
- Hidden Bake Element

Product Dimensions:

Height: 36

Width: 29 7/8

Additional Information:

[Use And Care Guide](#)

[Dimension Guide](#)

[Installation Guide](#)

[Warranty Certificate](#)

INVESTED
IN
AMERICA

ADA
Compliant

©Registered trademark/TM Trademark of Whirlpool, U.S.A. © 2016 Whirlpool Corporation. All Rights Reserved.
All other trademarks are owned by their respective companies.
Because Whirlpool Corporation policy includes a continuous commitment to improve our products, we reserve the right to change materials and specifications without notice. We also reserve the right to discontinue or transition products without notice.
Manufacturer's Suggested Retail Price (MSRP) and Minimum Advertised Price (MAP) provided for reference purposes only. Dealer alone determines advertised and retail prices.
Created On: Friday, January 27, 2017 10:46:47

Suite 424
Hampton

Upgrade
Package 1



YWMH76719CS



<http://www.whirlpool.com>

9 cu. ft. Microwave Hood Combination with
TimeSavor™ Plus True Convection

Key Features:

- TimeSavor™ Plus True Convection Cooking System
- Steam Cooking
- Sensor Cooking
- AccuPop™ Cycle
- CleanRelease® Non-Stick Interior
- SteamClean Option
- Integrated Hidden Vent and Console
- Auto Adapt Fan
- Recessed, Stoppable Glass Turntable
- Universal Microwave Steamer
- 1.9 cu. ft. Capacity
- 1,100 Watts Cooking Power

Product Dimensions:

Height: 17 1/8

Width: 29 15/16

Depth: 18 1/2

Electrical Requirements:

15 or 20. 120 V.

Additional Information:


Use And Care Guide

Installation Guide

Warranty Certificate

Available in:

 Stainless Steel



©Registered trademark/TM Trademark of Whirlpool, U.S.A. © 2013 Whirlpool Corporation. All Rights Reserved
All other trademarks are owned by their respective companies.
Because Whirlpool Corporation policy includes a continuous commitment to improve our products, we reserve the right to change materials and specifications without notice. We also reserve the right to discontinue or transition products without notice.
Manufacturer's Suggested Retail Price (MSRP) and Minimum Advertised Price (MAP) provided for reference purposes only. Dealer alone determines advertised and retail prices.
Created On: Monday, March 14, 2016 13:16:48

Suite 424 Hampton Upgrade Package 1

WDTA50SAHZ



Contemporary Design. Stainless Steel Tub
Dishwasher with TotalCoverage Spray Arm

Whirlpool®

<http://www.whirlpool.com>

Key Features:

- Sensor Cycle
- TotalCoverage Spray Arm
- 1-Hour Wash Cycle
- Tap Touch Controls

Product Dimensions:

Height: 34 1/2
Width: 23 7/8
Depth: 24 1/2

Additional Information:


[Use And Care](#)

[Dimension Guide](#)

[Installation Guide](#)

[Energy Guide](#)

[Warranty](#)



Available in:

● Black

Fingerprint Resistant Sunset Bronze

Fingerprint Resistant Black Stainless

○ White

Fingerprint Resistant Stainless Steel

INVESTED
IN
AMERICA



®Registered trademark/TM Trademark of Whirlpool, U.S.A. © 2016 Whirlpool Corporation. All Rights Reserved. All other trademarks are owned by their respective companies.

Because Whirlpool Corporation policy includes a continuous commitment to improve our products, we reserve the right to change materials and specifications without notice. We also reserve the right to discontinue or transition products without notice.

Manufacturer's Suggested Retail Price (MSRP) and Minimum Advertised Price (MAP) provided for reference purposes only. Dealer alone determines advertised and retail prices.

Suite 424 Hampton Upgrade Package 1



WFW75HEFW



<http://www.whirlpool.com>

5 cu. ft. Front Load Washer with Precision
Dispense

Key Features:

- Precision Dispense
- Adaptive Wash Technology
- Smooth Wave Stainless Steel Wash Basket
- 4.5 cu. ft. Capacity
- ENERGY STAR® Qualified

Product Dimensions:

Height: 39 3/4

Width: 27

Depth: 33 5/16

Electrical Requirements:

15 or 20. 120 V.

Additional Information:


[Use And Care Guide](#)

[Dimension Guide](#)

[Installation Guide](#)

[Energy Guide](#)

[Warranty Certificate](#)



INVESTED
IN
AMERICA



©Registered trademark/TM Trademark of Whirlpool, U.S.A. ©2013 Whirlpool Corporation All Rights Reserved.
All other trademarks are owned by their respective companies.
Because Whirlpool Corporation policy includes a continuous commitment to improve our products, we reserve the right to change materials and specifications without notice. We also reserve the right to discontinue or transition products without notice.
Manufacturer's Suggested Retail Price (MSRP) and Minimum Advertised Price (MAP) provided for reference purposes only. Dealer alone determines advertised and retail prices.
Created On: Wednesday, March 23, 2016 11:51:03

Suite 424
Hampton

Upgrade
Package 1



YWED75HEFW

Whirlpool®

<http://www.whirlpool.com>

7.5 cu. ft. Duet® High Efficiency Front Load Electric
Dryer with ENERGY STAR®

MSRP: \$0.00

Key Features:

- Advanced Moisture Sensing System
- Quad Baffles
- Tap Touch Controls with Memory
- EcoBoost™ Option
- Wrinkle Shield™ Plus Option
- Undercounter Installation
- 7.4 Cu. Ft. Capacity
- ENERGY STAR® Qualified

Product Dimensions:

Height: 39

Width: 27


Depth: 31

Additional Information:

[Use And Care](#)

[Installation Guide](#)

[Warranty](#)



Available in:

☐ White

INVESTED
IN
AMERICA



®Registered trademark/TM Trademark of Whirlpool, U.S.A. © 2016 Whirlpool Corporation. All Rights Reserved. All other trademarks are owned by their respective companies.

Because Whirlpool Corporation policy includes a continuous commitment to improve our products, we reserve the right to change materials and specifications without notice. We also reserve the right to discontinue or transition products without notice.

Manufacturer's Suggested Retail Price (MSRP) and Minimum Advertised Price (MAP) provided for reference purposes only. Dealer alone determines advertised and retail prices.

Suite 424
Hampton

Living Room

→ CONDUIT :

CABLE/BELL

@ 60"

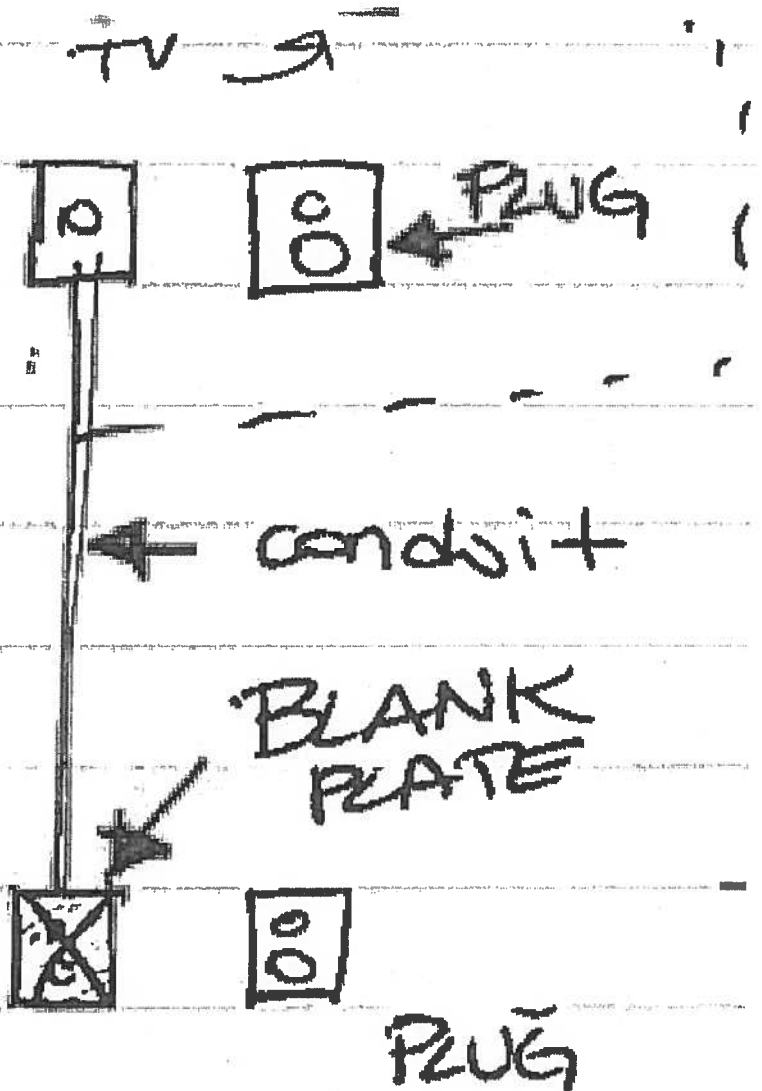
TV →

← PLUG

← conduit

BLANK
PLATE

PLUG



Countertop Edges
Suite 424
Hampton




CONNOLLY

Marble & Granite Ltd.

EDGE
DETAILS

004

A.



STRAIGHT EDGE
(STANDARD - 3/4")

Standard:
Main Bath
Master Ensuite

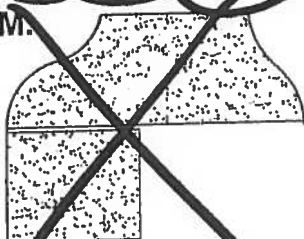
I.



DOUBLE TOP "D" EDGE
(STANDARD - 1 1/2")

Upgrade:
Kitchen

M.



OGEE - SQUARE EDGE
(MED./HIGH - 1 1/2")

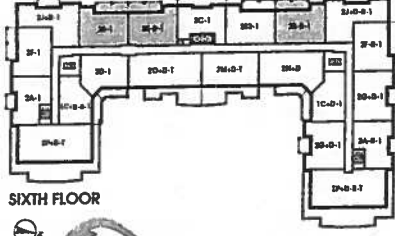
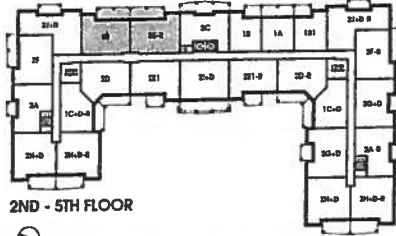
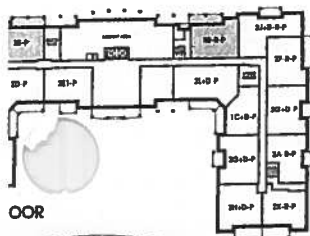
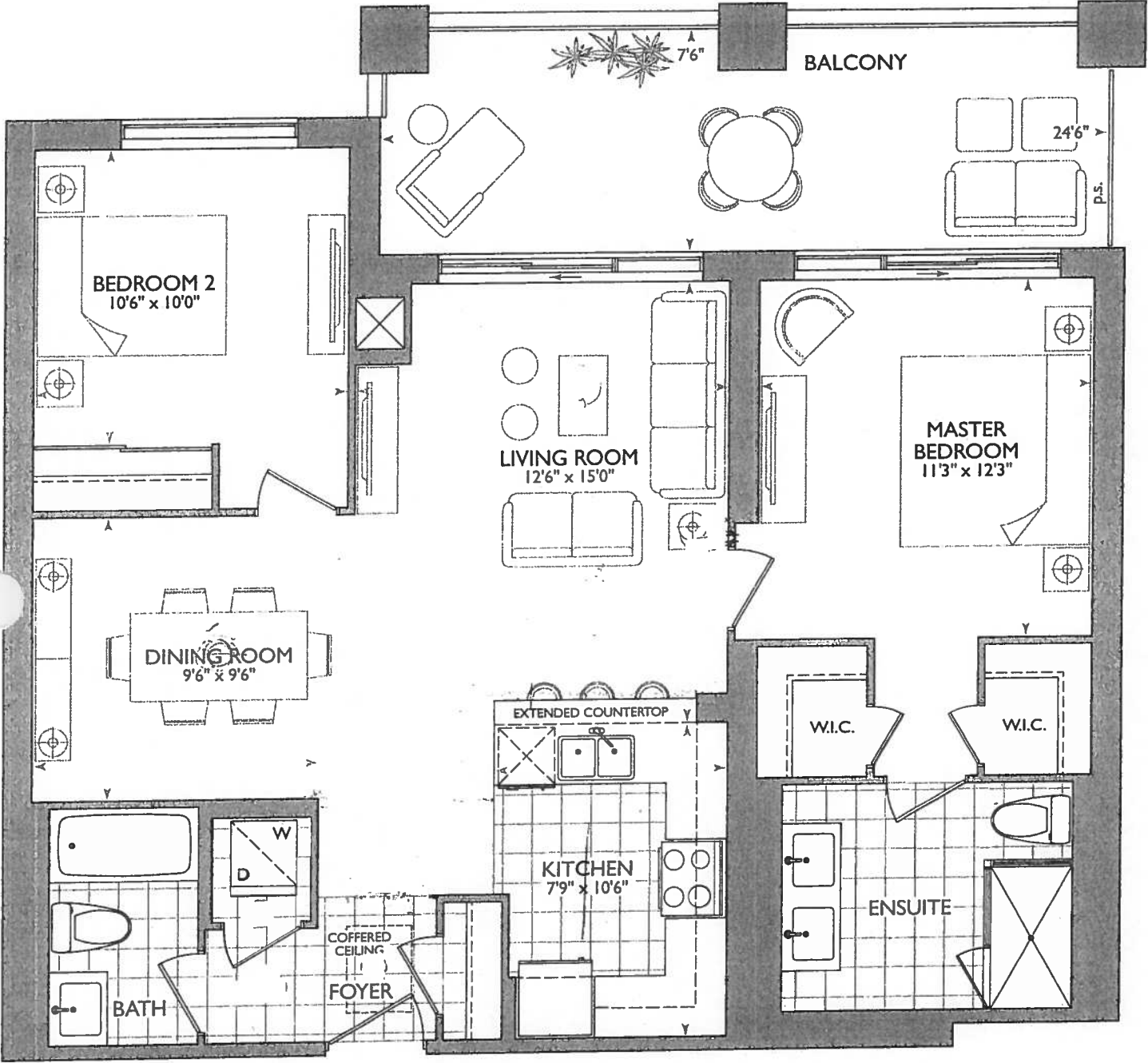
EDGING UP-GRADE OPTIONS



Flanders

SUITE T23
* Original Layout *

1,059 SQ FT *plus 180 sq. ft. of balcony area*



16

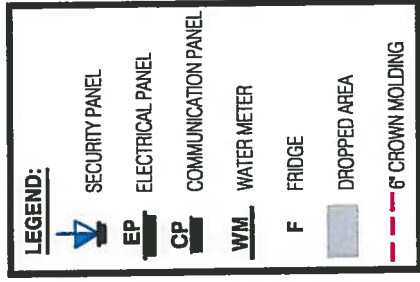


- STD. APPLIANCE PACK.
- ⑨=PLUG PENINSULA
- (6x) PUCK LIGHTS
- 63" STOVE PIPE CENTER
- 123" SINK PIPE CENTER

- ENLARGE 4"
ADD 4" X 40" WET WALL
FOR SHOWER FAUCET =

SUITE 425 - FLANDERS

■ Royal Pine Homes ■ 25 Baker Hill Blvd - Stouffville, ON ■ Dec 19, 2017





Hampton Place

TEL: RES.: 905-640-6069

Offer Worksheet	TANDEM PARKING SPACE IN LIEU OF SINGLE PARKING SPACE Note:
Offer Worksheet	PURCHASER TO RECEIVE \$5,000(INCLUDES APPLICABLE TAXES) WORTH OF UPGRADES AT THE DECOR CENTER AT TIME OF COLOUR CHART. Note:
Offer Upgrade	RAINHEAD FROM CEILING IN MASTER ENSUITE , FROM VENDORS STANDARD SAMPLES Note:

-REVISED FOYER COFFERED CEILING AS PER COLOURED PLAN,
TILES TO REMAIN AS PER ORIGINAL SUITE LAYOUT
-ENSUITE 4" ADDED 4"x40" WET WALL FOR SHOWER FAUCET, NEW
DIMENSIONS ARE ON THE NEW COLOURED BROCHURE FOR W.I.C.
& MASTER BEDROOM



SITE COPY

CONSTRUCTION SUMMARY

Hampton Place

PURCHASERS: CHANDRA SHEKHAR BHALLA and NUTAN BHALLA TEL: RES.: 905-640-6069

LOT NUMBER	PHASE	HOUSE TYPE	CLOSING DATE	
425	1	FLANDERS(2E)	17-Oct-18	

Date Added: 20-Dec-17 Invoice Number: 7064

1 - KITCHEN & BATHROOMS - SEE QUALITY TOPS & KITCHENS FOR ALL KITCHEN & BATHROOMS UPGRADES / LAYOUTS. (See Attached QTK Paperwork)

2 - KITCHEN - Install TWO (2) ADDITIONAL PUCK LIGHTS (Same Switch as Standard Puck Lights) at kitchen. To be installed below kitchen cabinetry, where applicable. (See Attached QTK Layout for Locations)
Note: Purchaser Paying Difference for Additional Puck Lights - Standard Kitchen to Receive Four (4) Puck Lights - Upgrade Kitchen Requires Six (6) Puck Lights

1 - KITCHEN - Install Standard Granite Countertop - BIANCO ANTICO - To be installed throughout kitchen, where applicable. (does not include granite backsplash) (See Sketch)
Note:

1 - DISCLAIMER - GRANITE COUNTERTOP;
KITCHEN - Due to the many variables that can affect the pattern, colour and/or design and "pitting" of natural products, granite installed will not be identical to the samples displayed.
Note: Every effort is made to provide granite countertops as close as possible but the vendor is not responsible for results which differ from the sample displayed. All countertop surfaces may have seams, and product pattern and shade can change in areas containing seams.

1 - DISCLAIMER - STONE COUNTERTOP;
KITCHEN - Stone slabs vary in size & all seams are visible & the fabricator reserves the right to position the seams as necessary.
Note:

1 - KITCHEN - Kitchen Sink - Install Standard Undermount Sink - BLANCO Horizon Plus U2 Undermount Sink (8") - Model # 401234
Note:

1 - KITCHEN - Kitchen Faucet - Install Standard Faucet - DELTA Chrome Pull-Out Kitchen Faucet (Single Hole) - Model # 469LF - Chrome
Note:

1 - APPLIANCE PACKAGE - Install STANDARD APPLIANCE PACKAGE - To be installed throughout suite, where applicable. (See Sketch)
Note:

1 - MAIN BATH & MASTER ENSUITE - Install RAISED VANITY HEIGHTS at Main Bath and Master Ensuite Vanities, where applicable. (See Attached QTK Paperwork)
Note:

1 - MASTER ENSUITE - Install ADDITIONAL Standard Stone Countertop - APEN TERRA WHITE - at Master Ensuite Vanity. To accommodate increased length to master ensuite vanity. (Includes 3" Splash) (See Sketch)
Note:

1 - CLARIFICATION;
MAIN BATH & MASTER ENSUITE - Install Standard 3" Splash throughout Main Bath and Master Ensuite vanity countertops, where applicable. (See Sketch)
Note:

1 - DISCLAIMER - STONE COUNTERTOP;
MAIN BATH & MASTER ENSUITE - Stone slabs vary in size & all seams are visible & the fabricator reserves the right to position the seams as necessary.

1 - CLARIFICATION;
MAIN BATH & MASTER ENSUITE - Install Standard Plumbing Fixtures throughout Main Bath and Master Ensuite where applicable. (See Sketch)
Note: **See Below Items for Upgrade Toilets at; Main Bath and Master Ensuite**

1 - MAIN BATH - TOILET - Install Upgrade Toilet - CONTRAC CALI - One Piece Elongated Toilet - Model # 4710BOVU - White (See Sketch)
Note:



SITE COPY


CONSTRUCTION SUMMARY

Hampton Place

PURCHASERS: CHANDRA SHEKHAR BHALLA and NUTAN BHALLA TEL: RES.: 905-640-6069

LOT NUMBER	PHASE	HOUSE TYPE	CLOSING DATE	
425	1	FLANDERS(2E)	17-Oct-18	

Date Added: 20-Dec-17 Invoice Number: 7064


1 - MASTER ENSUITE - TOILET - Install Upgrade Toilet - CONTRAC CALI - One Piece Elongated Toilet - Model # 4710BOVU - White (See 

1 - CLARIFICATION - REFER TO APAS;
MASTER ENSUITE - Install Rain Shower Head from Ceiling at Master Ensuite Shower Stall - DELTA - Shower Trim and Hansgrohe Slide Bar with Handheld and Ceiling Mount Showerhead
Note: Model # R10000 / T13020-CDN/27454002 / 277440 / RP52382 / RP46870 / RP6025 / R11000 / T11800 - Chrome (See Sketch)

1 - CLARIFICATION;
MASTER ENSUITE - Purchaser accepts & acknowledges the standard frameless glass enclosure at master ensuite shower stall will NOT touch the ceiling and will receive a Standard Chrome Header. (See Sketch)
Note:

1 - BONUS PACKAGE - PURCHASER HAS APPLIED \$3,926.60 (Includes Taxes) WORTH OF UPGRADE PROMOTIONAL PACKAGE TOWARDS THE PURCHASE OF UPGRADES COMPLETED AT THE DECOR CENTRE.
Note:

1 - PURCHASER HAS ATTENDED A COLOR APPOINTMENT AT THE DECOR CENTRE AND HAS DECLINED ANY ADDITIONAL UPGRADES. Purchaser accepts and acknowledges that there will be no further changes/additions/deletions to be made upon signing on December 20,2017
Note:

1 - PURCHASER AWARE AND ACCEPTS THAT ANY CHANGES MADE TO UPGRADES AFTER SIGNING THIS PURCHASERS EXTRA FORM ARE SUBJECT TO A MINIMUM ADMINISTRATION FEE OF \$1,000 PLUS A 10% HOLDBACK FEE.


This Document is Extremely Time Sensitive - Printed 26 Feb 18 at 15:26





* INTERIOR DESIGN SCHEME *

Purchasers		Decor Consultant	Model Type	Telephone Res. / Bus	Project	Closing Date	Unit
CHANDRA SHEKHAR BHALLA & NUTAN BHALLA		Melissa Di Marino	FLANDERS(2E)	(905) 640-6069 /	Hampton Place	17/10/2018	425

Page 1 of 3

	Flooring		Wall Tile	
	Description		Main	Accent/Insert
MASTER ENSUITE	13x13 RUSTIC GREY (STD)	✓	8x10 NATURALE GRIGIO (STD)	NONE
MAIN BATHROOM	13x13 RUSTIC GREY (STD)	✓	8x10 NATURALE GRIGIO (STD)	NONE
POWDER ROOM	N/A		N/A	N/A
KITCHEN / DINETTE	12x24 H-STONE LIGHT GREY (STRAIGHT)(STD)	✓	12x12 TwilightMocha GlassMosaics (STD)	NONE
FOYER	12x24 H-STONE LIGHT GREY (STRAIGHT)(STD)	✓	N/A	N/A
LAUNDRY	8x8 BEHRAM PINK (STD)	✓	N/A	N/A
LIVING ROOM	7 1/2" TorleysForest-NorthernCordilliera 9687P (STD)	✓		
DINING ROOM	7 1/2" TorleysForest-NorthernCordilliera 9687P (STD)	✓		
DEN	N/A			
MASTER BEDROOM	7 1/2" TorleysForest-NorthernCordilliera 9687P (STD)	✓		
BEDROOM 2	7 1/2" TorleysForest-NorthernCordilliera 9687P (STD)	✓		
BEDROOM 3	N/A			

Notes

Page 1 of 3

Consultant:

Purchaser:

Purchaser:

Vendor:



* INTERIOR CLOSING SCHEME *

Purchasers CHANDRA SHEKHAR BHALLA & NUTAN BHALLA		Decor Consultant Melissa Di Marino	Model Type FLANDERS(2E)	Telephone Res. / Bus (905) 640-6069 /	Project Hampton Place	Closing Date 17/10/2018	Unit 425
---	--	---------------------------------------	----------------------------	--	--------------------------	----------------------------	-------------

Page 2 of 3

CABINETS, VANITIES AND COUNTERTOPS

	Style	Countertop	Counter Edge	Handle / Knob
MAIN BATHROOM	CATEGORY 2 - MAPLE - PISTACHIO QT 2503 (STD)	<input checked="" type="checkbox"/> ASPEN TRIBECA (STD)	<input type="checkbox"/> 1 1/2" A" EDGE (STD)	<input type="checkbox"/> B603-SC
MASTER ENSUITE	CATEGORY 2 - MAPLE - PISTACHIO QT 2503 (STD)	<input checked="" type="checkbox"/> ASPEN TERRA WHITE (STD)	<input type="checkbox"/> 1 1/2" A" EDGE (STD)	<input type="checkbox"/> B603-SC
POWDER ROOM	N/A	N/A	N/A	N/A
KITCHEN / DINETTE	CATEGORY 1 - FIBERBOARD - WHITE QT 1203 (STD)	<input checked="" type="checkbox"/> BIANCO ANTICO GRANITE (STD)	<input type="checkbox"/> 1 1/2" A" EDGE (STD)	<input type="checkbox"/> B603-SC
LAUNDRY ROOM	N/A	N/A	N/A	N/A

APPLIANCE PACKAGE

Standard Package

Std 31in Opening

PLUMBING FIXTURES

KITCHEN	
Sink Model	<input checked="" type="checkbox"/> STANDARD
Sink Faucet	<input checked="" type="checkbox"/> STANDARD
TOILETS	
Master Ensuite	<input checked="" type="checkbox"/> UPGRADE - Contrac Cali # 4710-BOVU
Main Bathroom	<input checked="" type="checkbox"/> UPGRADE - Contrac Cali # 4710-BOVU
Powder Room	N/A
VANITY FAUCETS	
Master Ensuite	<input checked="" type="checkbox"/> STANDARD
Main Bathroom	<input checked="" type="checkbox"/> STANDARD
Powder Room	N/A
VANITY SINKS	
Master Ensuite	<input checked="" type="checkbox"/> STANDARD
Main Bathroom	<input checked="" type="checkbox"/> STANDARD
Powder Room	N/A
SHOWER STALL / TUBS	
Master Ensuite Shower Stall	<input checked="" type="checkbox"/> STANDARD
Master Ensuite Tub	N/A
Main Bathroom Tub	<input checked="" type="checkbox"/> STANDARD

Trim	
Baseboard & Casing	<input type="checkbox"/> STANDARD
Interior Doors	<input type="checkbox"/> STANDARD - CARRARA SMOOTH

MISC. INSTALLATIONS

Ceramic Accessories
(Installed by Vendor) ☒ Yes ☐ No

Bathroom Mirrors
(Installed by Vendor) ☒ Yes ☐ No

Wire Shelving - Closet
(Installed by Vendor) ☒ Yes ☐ No

Cornice Moulding / Medallion	
Foyer	<input checked="" type="checkbox"/> STANDARD - #CTR-611
Living Room	<input checked="" type="checkbox"/> STANDARD - #CTR-611
Dining Room	<input checked="" type="checkbox"/> STANDARD - #CTR-611
Den	N/A
Master Bedroom	NONE
Bedroom 2	NONE
Bedroom 3	N/A
Fireplace	N/A
Location Flooring	N/A
Style	N/A
Finish	N/A
Marble	N/A
Hearth	N/A

Paint Throughout	
Walls	<input type="checkbox"/> STANDARD - OYSTER WHITE
Trim	<input type="checkbox"/> STANDARD - WHITE

Page 2 of 3

Decor Consultant:

Melissa Di Marino

Purchaser:

CHANDRA SHEKHAR BHALLA

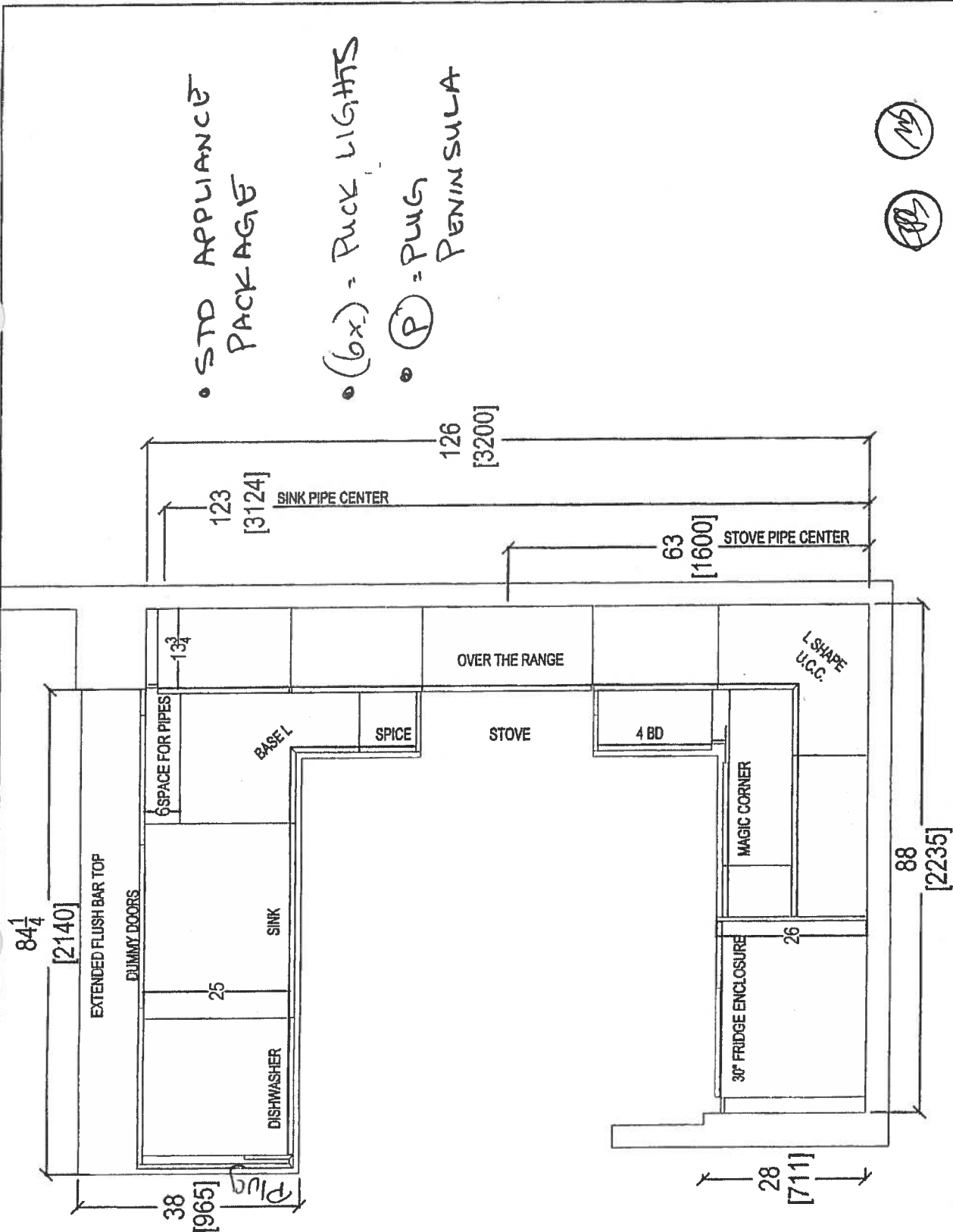
Purchaser:

NUTAN BHALLA

Purchaser:


Vendor:

Hampton Place
Printed Dec 20, 2017 11:49 am

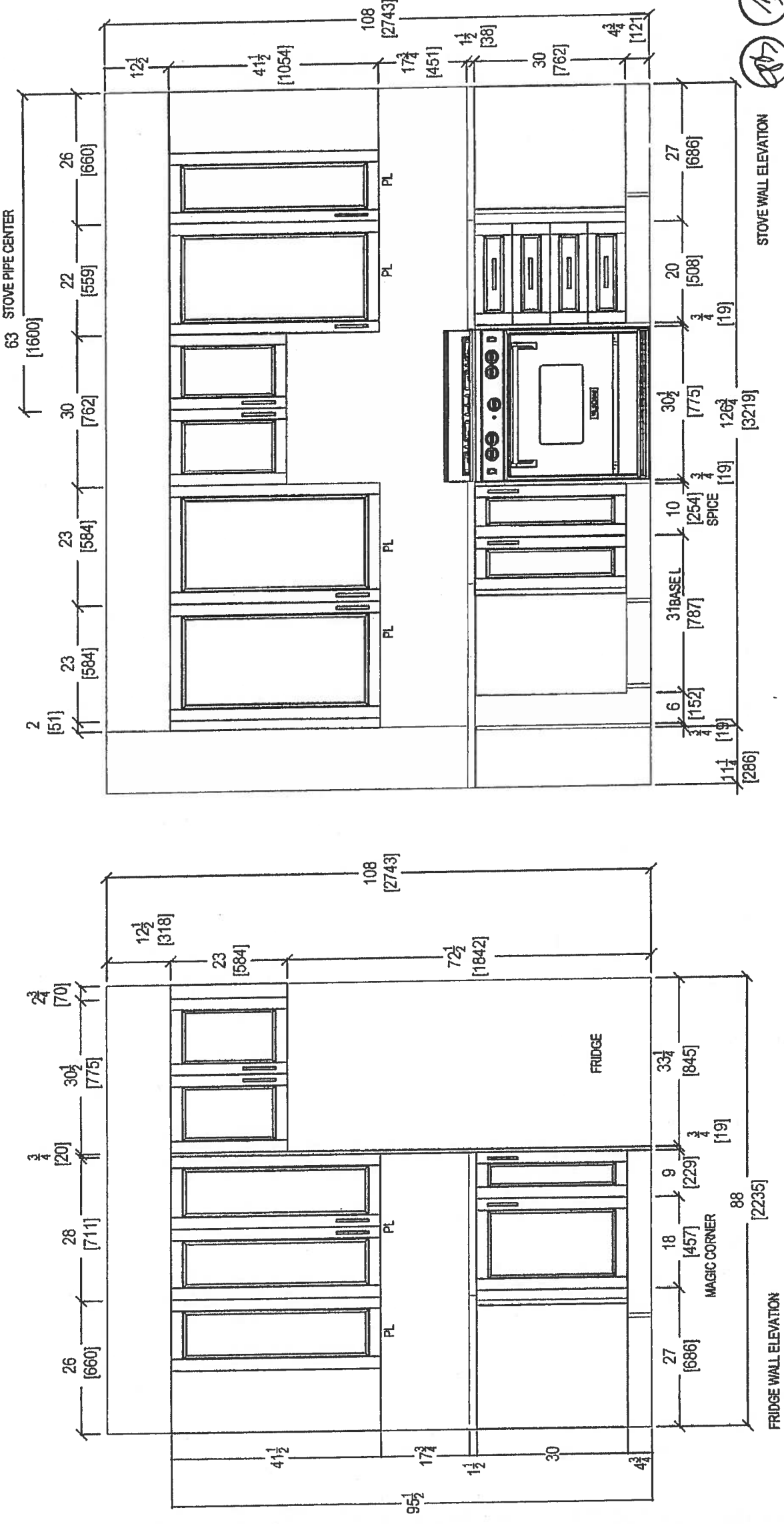



- STD APPLIANCE PACKAGE
- (6x) - PUCK LIGHTS
- (P) = PLUG PENINSULA

mb

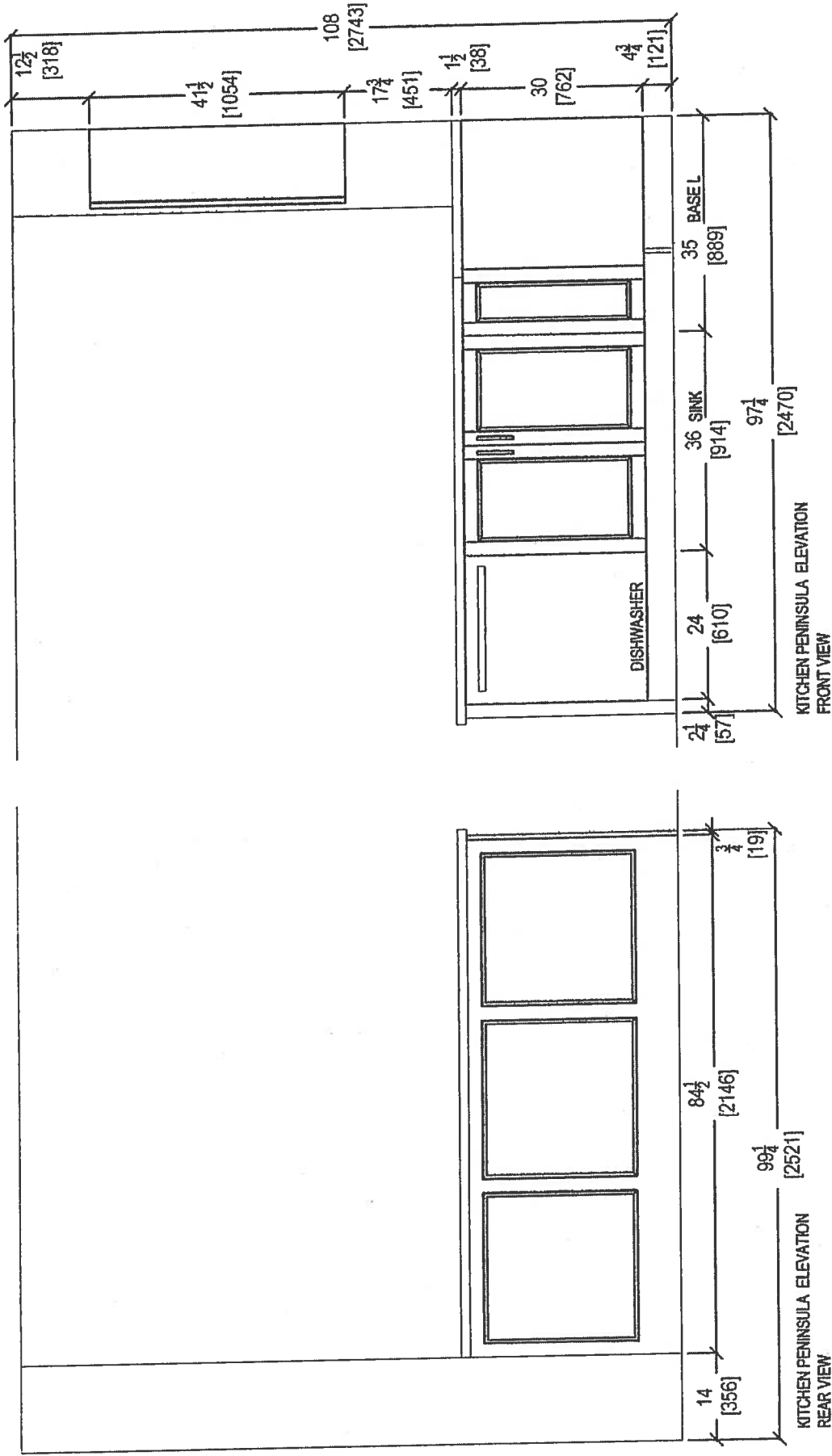
 your kitchen, our passion. 80 SANTE DRIVE, VAUGHAN, ON L4K 3C4. T: 416.748.1811 F: 905.761.5901	CLIENT: ROYAL PINE HOMES	JOB NAME: FLANDERS 2E UPGRADE PKG 1	ROOM: KITCHEN FLOOR PLAN	DRAWN BY: SK	COMMENTS:		
	SITE: HAMPTON PLACE	LOT #:	DOOR HANDLE: —	SCALE: 1/2" = 1' - 0"	PLEASE NOTE ALL DIMENSIONS ARE NOT FINAL AND ARE SUBJECT TO CHANGE UPON FINAL SITE MEASURE		
	PHONE: —	FINISH: —	DRW HANDLE: —	DATE: AUG 4, 2017			
	EMAIL: —	SPECIES: —	TOP: —	PAGE: —			

Swite 425 • lampton PL → Puck Light (x6) Puck Lights



 <p>your kitchen, <i>100% Otk</i> 80 SANTE DRIVE, VAUGHAN, ON L4K 3C4. T: 416.746.1811 F: 905.761.5901</p>	CLIENT: ROYAL PINE HOMES	JOB NAME: FLANDERS 2E UPGRADE PKG 1	ROOM: KITCHEN	DRAWN BY: SK	<p>COMMENTS:</p> <p>PLEASE NOTE ALL DIMENSIONS ARE NOT FINAL AND ARE SUBJECT TO CHANGE UPON FINAL SITE MEASURE</p>
	SITE: HAMPTON PLACE	LOT #:	DOOR HANDLE: —	SCALE: 1/2" = 1' - 0"	
	PHONE: —	FINISH: —	DRW HANDLE: —	DATE: AUG 4, 2017	
	EMAIL: —	SPECIES: —	TOP: —	PAGE: —	

Suite 425 Hampton



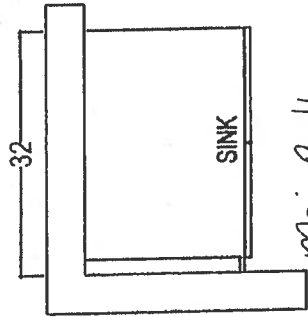
10/13

 <i>your kitchen. 1982.</i> 80 SANTE DRIVE, VAUGHAN, ON L4K 3C4. T: 416.746.1811 F: 905.781.5901			CLIENT: ROYAL PINE HOMES		JOB NAME: FLANDERS 2E UPGRADE PKG 1		ROOM: KITCHEN		DRAWN BY: SK		COMMENTS: PLEASE NOTE ALL DIMENSIONS ARE NOT FINAL AND ARE SUBJECT TO CHANGE UPON FINAL SITE MEASURE	
SITE: HAMPTON PLACE		LOT #:		DOOR HANDLE: —		SCALE: 1/2" = 1' - 0"						
PHONE: —		FINISH: —		DRW HANDLE: —		DATE: AUG 4, 2017						
EMAIL: —		SPECIES: —		TOP: —		PAGE: —						

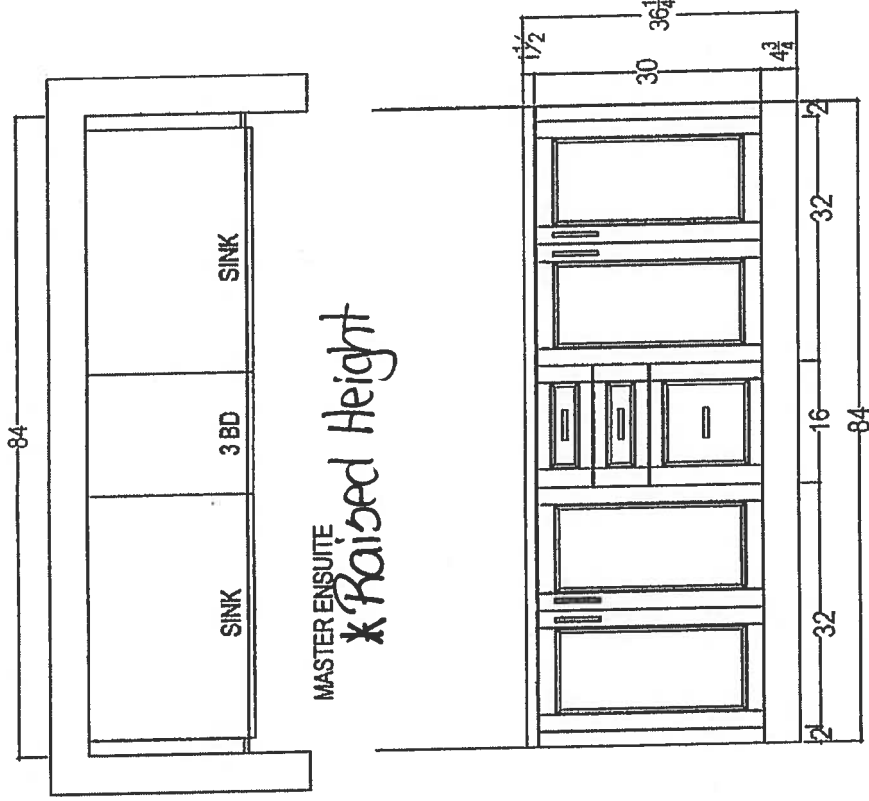


Suite 42 Hampton

*Install 3" Splash *



Main Bath
*Raised Height



Master Ensuite
*Raised Height



your kitchen. our idea.
80 SANTE DRIVE, VAUGHAN, ON L4K 3C4,
T: 416.746.1811 F: 905.761.5901

CLIENT: ROYAL PINE HOMES	JOB NAME: FLANDERS 2E UPGRADE PKG 1	ROOM:	VANITIES	DRAWN BY: SK	COMMENTS:
SITE: HAMPTON PLACE	LOT #:	DOOR HANDLE: —	SCALE: 1/2" = 1' - 0"		PLEASE NOTE ALL DIMENSIONS ARE NOT FINAL AND ARE SUBJECT TO CHANGE UPON FINAL SITE MEASURE
PHONE: —	FINISH: —	DRW HANDLE: —	DATE: AUG 4, 2017		
EMAIL: —	SPECIES: —	TOP: —	PAGE: —		

Suite 425 Hampton



WRT318FZDM

Standard



30-inch Wide Top-Freezer Refrigerator with
Flexi-Slide™ Bin - 18.2 cu. ft.

<http://www.whirlpool.com>

Key Features:

- Flexi-Slide™ Bin
- Frameless Glass Shelves
- Electronic Temperature Control
- Clear, Humidity Controlled Crispers

Product Dimensions:

Height: 65 7/8

Width: 29 3/4

Depth: 33 1/2


Additional Information:

[Use And Care Guide](#)

[Dimension Guide](#)

[Energy Guide](#)

[Warranty Certificate](#)



Available in:

- Black
- Monochromatic
- Stainless Steel
- White



©Registered trademark/TM Trademark of Whirlpool, U.S.A. © 2013 Whirlpool Corporation. All Rights Reserved
All other trademarks are owned by their respective companies
Because Whirlpool Corporation policy includes a continuous commitment to improve our products, we reserve the right to change materials and specifications without notice. We also reserve the right to discontinue or transition products without notice.
Manufacturer's Suggested Retail Price (MSRP) and Minimum Advertised Price (MAP) provided for reference purposes only. Dealer alone determines advertised and retail prices.
Created On: Monday, March 14, 2016 12:09:07

Suite 425 Hampton Standard



WEE510S0FS

Whirlpool® 4.8 cu. ft. Guided Electric Front Control Range
With The Easy-Wipe Ceramic Glass Cooktop

MSRP: \$1,149 00

Available Colors	
<input checked="" type="checkbox"/>	Black Model: WEE510S0FB MAJOR APPLIANCE
<input checked="" type="checkbox"/>	Black-on-Stainless Model: WEE510S0FS MAJOR APPLIANCE
<input type="checkbox"/>	White Model: WEE510S0FW MAJOR APPLIANCE

Dimensions	
Depth	28 15/16 Inches
Width	29 7/8 Inches
Gross Weight	172 LB
Dimensions shown are for planning purposes only. For complete information, see Installation Instructions packed with product.	

Specifications	
Cooktop Features	
Cooktop Element Style	Smoothtop
Cooktop Surface Color	Color Coordinated Black on Stainless
Cooktop Surface Material	Glass
Number of Cooking Element-Burners	4
Left Front Element-Burner Power	3000W
Left Front Element-Burner Size	9"6"
Left Front Element-Burner Type	Dual
Rear Element-Burner Power	1200W
Left Rear Element-Burner Size	6"
Left Rear Element-Burner Type	Radiant
Right Front Element-Burner Power	3000W
Right Front Element-Burner Size	9"6"
Right Front Element-Burner Type	Dual
Right Rear Element-Burner Power	1200W
Right Rear Element-Burner Size	6"
Right Rear Element-Burner Type	Radiant
Oven Features	
Number of Oven Lights	1
Hot Surface Indicator Light	Yes
Power On Indicator Light	Yes
Light Type	Incandescent
Oven Rack Type	Standard (Both)
Controls	
Drawer Type	Storage Drawer
Selections	Clock; Timer; Warm Hold; Delay Start; Cook Time Indicator; Control Lock; Automatic Door Latch; Audible Signal; Sabbath Mode; Frozen Bake
ADA Compliant	ADA Height and Operation Compliant
Dimensions	
Depth	28 15/16 Inches
Width	29 7/8 Inches
General	
ADA Compliant	ADA Height and Operation Compliant

Key Features
Frozen Bake™ Technology
Guided Cooktop Controls
FlexHeat™ Dual Radiant Elements
Adjustable Self-Cleaning
Easy-Wipe Ceramic Glass Cooktop
Temperature Sensor
4.8 Cu. Ft. Capacity
Keep Warm Option
Closed Door Broiling
Delay Cook
Sabbath Mode
Star-K Certified
ADA Compliant
#1 Selling Appliance Brand in the U.S.A.

Product Literature
Warranty(33.12 KB)
Owners Manual(502.10 KB)
Installation Instructions(995.40 KB)
Dimension Guide(124.36 KB)
You may need to install Adobe Acrobat Reader to view these documents.

UPC Listing
Model "WEE510S0FB" UPC: 883049391939
Model "WEE510S0FS" UPC: 883049391946
Model "WEE510S0FW" UPC: 883049391922

Suite 425 Standard Hampton



WMH31017FS

Whirlpool®

<http://www.whirlpool.com>

1 cu. ft. Microwave Hood Combination with
Electronic Controls

Key Features:

- Microwave Presets
- Electronic Touch Controls
- Dishwasher-Safe Turntable Plate
- 2-Speed, 300 CFM Vent Fan
- Add 30 Seconds Option
- Adjustable Cooktop Lighting
- #1 Selling Appliance Brand in the U.S.A.

Product Dimensions:

Height: 17 1/4

Width: 29 15/16

Depth: 17 7/8


Additional Information:

[Use And Care Guide](#)

[Dimension Guide](#)

[Installation Guide](#)

[Warranty Certificate](#)



Available in:

- ☒ Black
- ☐ Silver
- ☐ Stainless Steel
- ☐ White

©Registered trademark/TM Trademark of Whirlpool, U.S.A. © 2016 Whirlpool Corporation All Rights Reserved.
All other trademarks are owned by their respective companies.
Because Whirlpool Corporation policy includes a continuous commitment to improve our products, we reserve
the right to change materials and specifications without notice. We also reserve the right to discontinue or
transition products without notice.
Manufacturer's Suggested Retail Price (MSRP) and Minimum Advertised Price (MAP) provided for reference
purposes only. Dealer alone determines advertised and retail prices.
Created On Tuesday, February 07, 2017 12:20:03

Suite 425 Standard Hampton




WDF330PAHS

Whirlpool®

<http://www.whirlpool.com>

Heavy-Duty Dishwasher with 1-hour Wash Cycle



Key Features:

- 1-Hour Wash Cycle
- No One Has Fewer Repairs 20 Years in a Row
- Soil Sensor
- Normal Cycle
- Heavy Cycle
- High Temperature Wash Option
- Heated Dry Option
- Designed, Engineered and Assembled in the U.S.A. with American Pride

Product Dimensions:

Height: 34 1/2

Width: 23 7/8

Depth: 24 1/2

Additional Information:

[Use And Care Guide](#)

[Dimension Guide](#)

[Installation Guide](#)

[Energy Guide](#)

[Warranty Certificate](#)

INVESTED
IN
AMERICA



©Registered trademark/TM Trademark of Whirlpool, U.S.A. © 2016 Whirlpool Corporation. All Rights Reserved.
All other trademarks are owned by their respective companies.

Because Whirlpool Corporation policy includes a continuous commitment to improve our products, we reserve the right to change materials and specifications without notice. We also reserve the right to discontinue or transition products without notice.

Manufacturer's Suggested Retail Price (MSRP) and Minimum Advertised Price (MAP) provided for reference purposes only. Dealer alone determines advertised and retail prices.

Created On: Wednesday, April 19, 2017 10:48:05

Suite 425 Standard
Hampton




WET4027EW

Combination Washer/Electric Dryer



<http://www.whirlpool.com>



Key Features:

- HE Agitator with Fabric Softener Cap
- White Porcelain Basket
- AutoDry™ Drying System
- 3 Drying Temperatures
- 2.5 Cu. Ft. Washer Capacity
- 5.9 Cu. Ft. Dryer Capacity
- Fabric Softener Dispenser
- Bleach Dispenser

Product Dimensions:

Height: 71 3/4

Width: 27 1/2

Depth: 32

Electrical Requirements:

30.

Additional Information:

[Use And Care Guide](#)

[Dimension Guide](#)

[Installation Guide](#)

[Energy Guide](#)

[Warranty Certificate](#)

Available in:

☐ White

INVESTED
IN
AMERICA

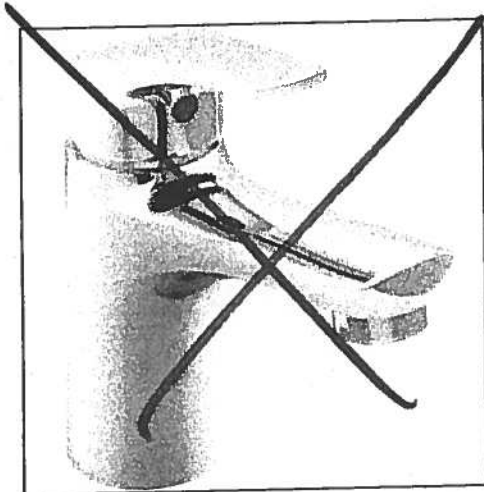


®Registered trademark/TM Trademark of Whirlpool, U.S.A. © 2013 Whirlpool Corporation. All Rights Reserved.
All other trademarks are owned by their respective companies.
Because Whirlpool Corporation policy includes a continuous commitment to improve our products, we reserve the right to change materials and specifications without notice. We also reserve the right to discontinue or transition products without notice.
Manufacturer's Suggested Retail Price (MSRP) and Minimum Advertised Price (MAP) provided for reference purposes only. Dealer alone determines advertised and retail prices.
Created On: Friday, March 11 2016 12:26:17

Standard

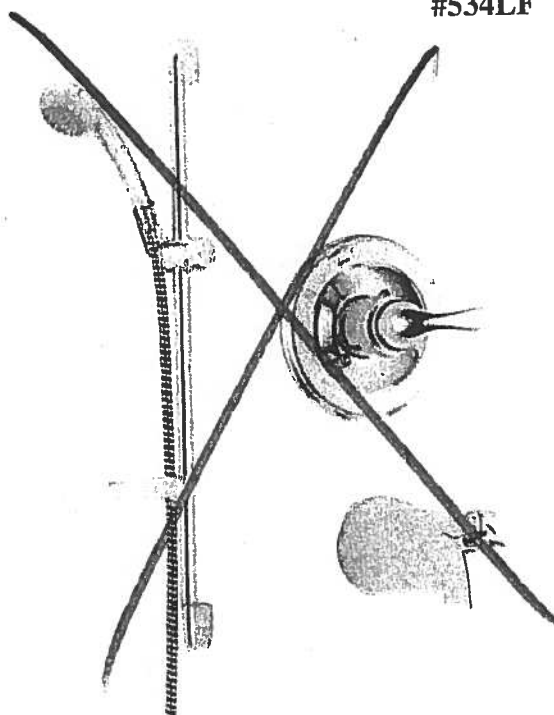


Suite 425
Hampton

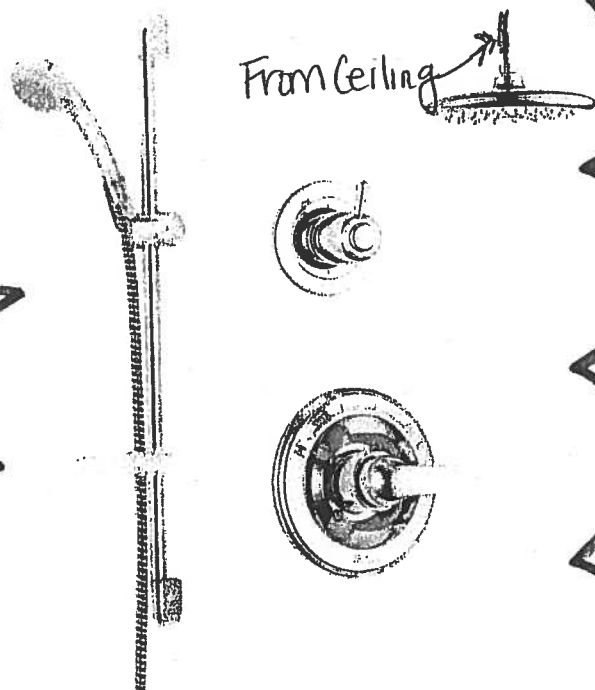


Delta Wynne Chrome Single Lever
Lavatory Faucet With Pop Up
#534LF

Master Ensuite
Shower Stall



Delta Shower Trim with Tub Spout and
Hansgrohe Slide Bar with Handheld
#R10000/T13020-CDN/2001-TP/27454002/
27744000



Delta Shower Trim and
Hansgrohe Slide Bar with Handheld and
Ceiling Mount Showerhead
#R10000/T13020-CDN/27454002/
27744000/RP52382/RP46870/RP6025/
R11000/T11800

Suite 425 Hampton

Main Bath Master Ensuite

CALI®

4.8Lpf / 1.28Gpf 1PC 16⁷/₈" HIGH ELONGATED

- ☐ 4710BOV Lined Tank
☐ 4710BOVU Unlined Tank

Product Specs:

- High efficiency toilet
- 4.8Lpf/1.28Gpf
- Elongated bowl with concealed skirted trapway
- Vitreous china
- 16⁷/₈" Plus Height bowl
- Soft white tank lever
- 12" (305mm) Rough-in
- 2" Fully glazed ball pass trapway
- 3" Flapper
- Siphon Jet flush action
- Water surface (240mm x 170mm) 9¹/₂" x 6¹/₂"
- Decorative chrome and soft white side caps included
- Smooth close toilet seat included



Overall Dimensions:

392mm (W) x 725mm (D) x 760mm (H)
15¹/₂" (W) x 28¹/₂" (D) x 29³/₄" (H)

Compliance Certifications:

Meets or exceeds the following:

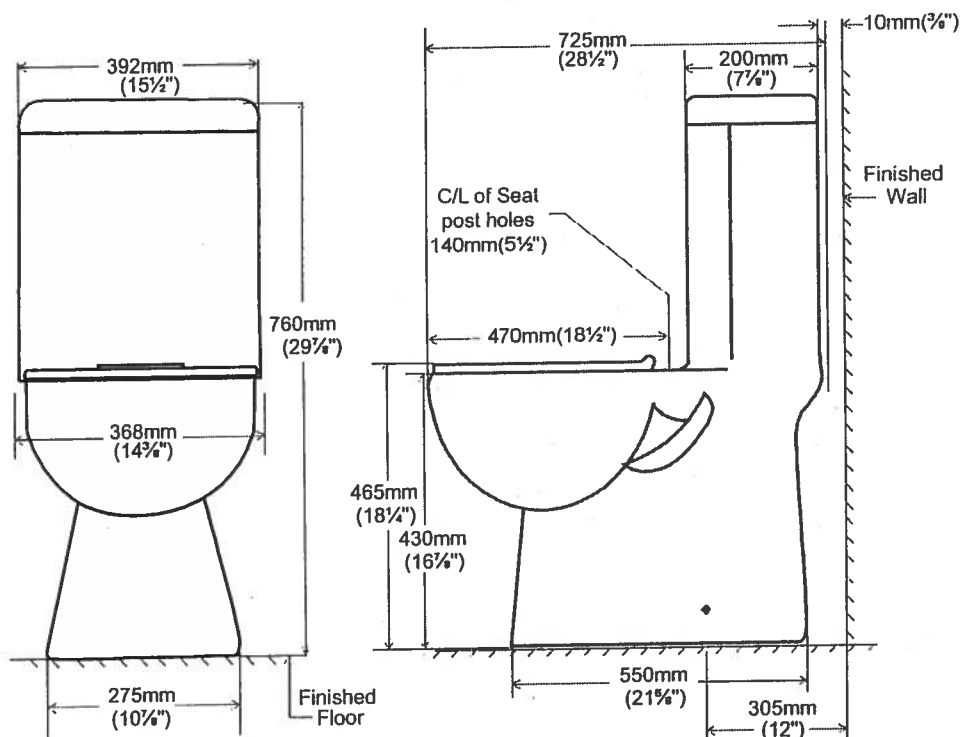
- IAPMO cUPC
- US EPA WaterSense
- ASME A 12.19.2 / CSA B45.1-2013
- ADA Guidelines & ANSI A117.1
- MaP Tested 1000g
- LEED Compliant

Shipping:

Cube 9.39
GW 92.50lbs

Notes:

This toilet is designed to rough-in at a minimum dimension of 305mm (12") from finished wall to C/L of outlet. Supply line not included with fixture and must be ordered separately.
Important: Dimensions of fixtures are nominal and may vary within the range of tolerances established by ASME standard A112.19.2. These measurements are subject to change or cancellation. No responsibility is assumed for use of superseded or voided pages.
Products are designed to comply ADA/ANSI A117.1 Standard. It shall be the responsibility of the installer to comply with the local disability codes and standards prior to installing the product.



contrac

5970 Chedworth Way, Unit A, Mississauga, ON, Canada L5R 3V5
www.contrac.ca

Revised: January 2016

Countertop Edges

Suite 425

Hampton



CONNOLLY

Marble & Granite Ltd.

EDGE
DETAILS

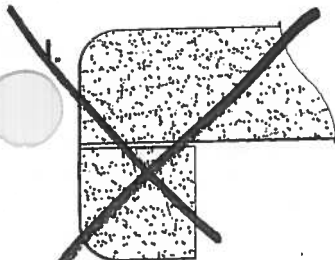
004

A.



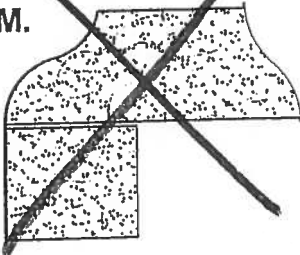
STRAIGHT EDGE
(STANDARD - 3/4")

Standard:
Kitchen
Main Bath
Master Ensuite



DOUBLE TOP "D" EDGE
(STANDARD - 1 1/2")

M.



OGEE - SQUARE EDGE
(MED./HIGH - 1 1/2")

EDGING UP-GRADE OPTIONS