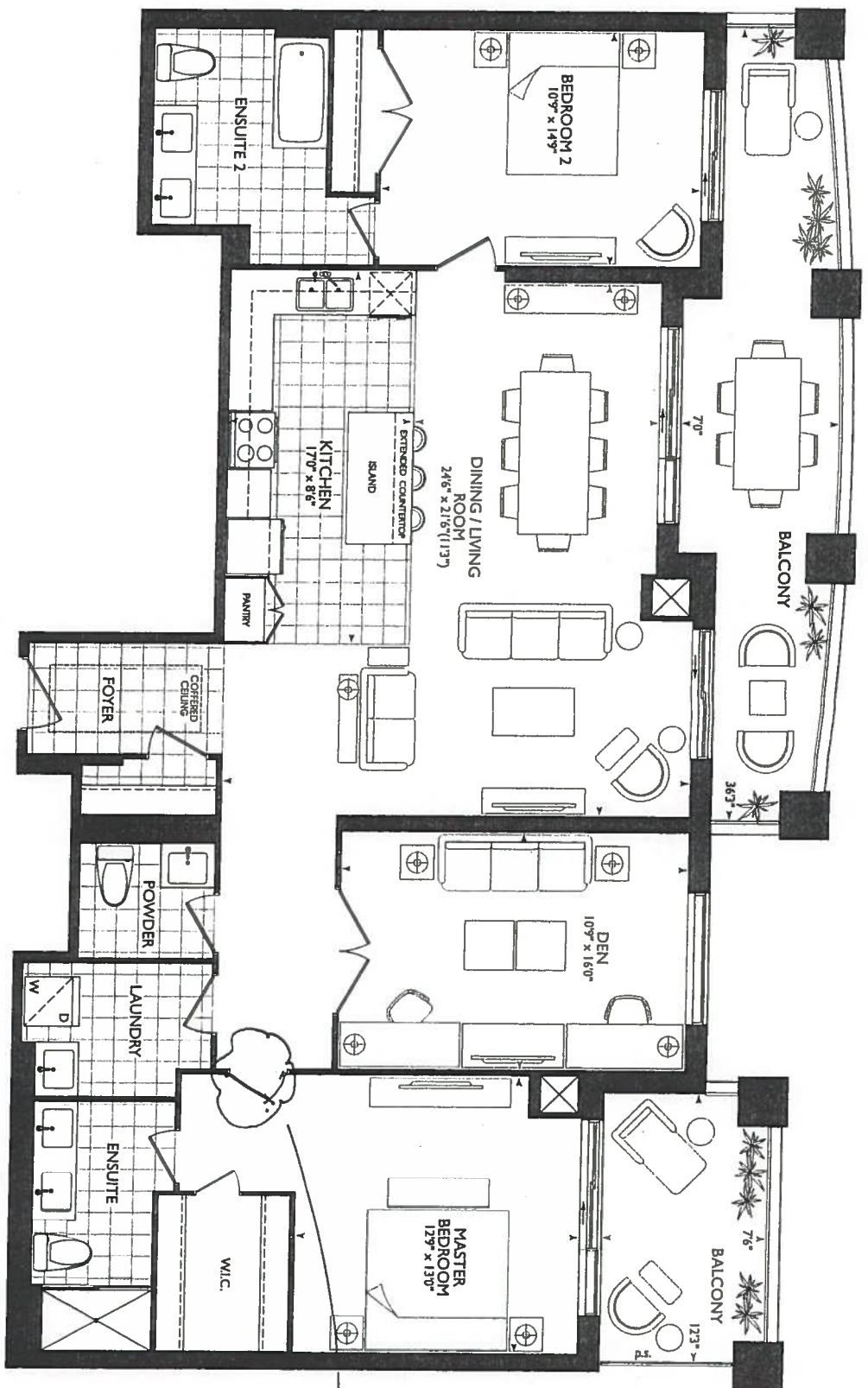


Suite 301/302
ORIGINAL LAYOUT.

Inventory Suite

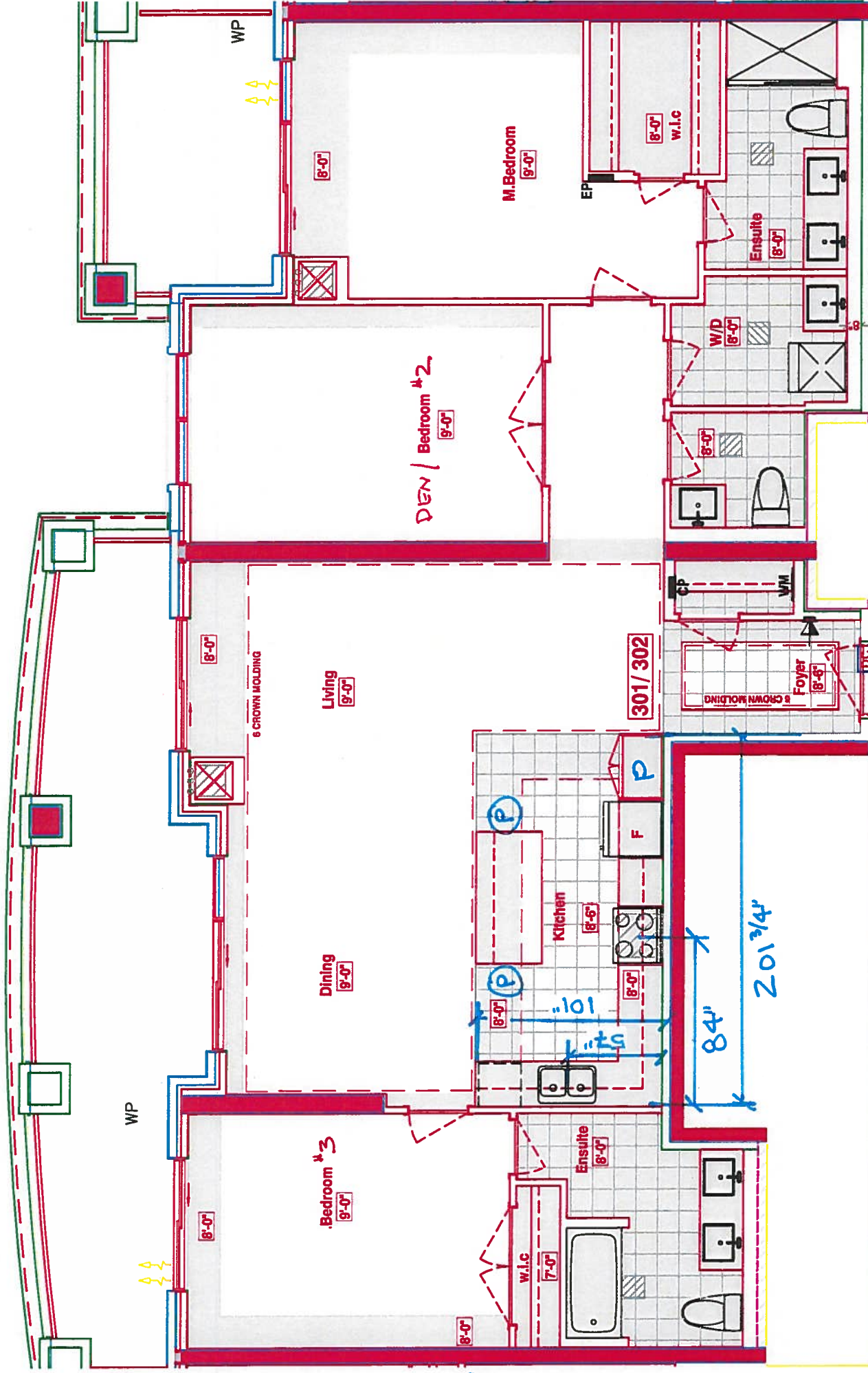


2B+D
1,645 SQ. FT.

LONG ISLAND
301/302

К И Ч Е Н Ы .

- OPT. OF STD OR 1ST UPGRADE
KITCHEN CABINETS
- OPT OF STD OR 1ST UPG
Appliance PKG.
- (P) = 2x PLUGS
ISLAND
- 5x = PUCK LIGHTS (STD)
- 6x = PUCK LIGHTS
1ST UPG.

**SUITES 301/ 302 - LONG ISLAND**

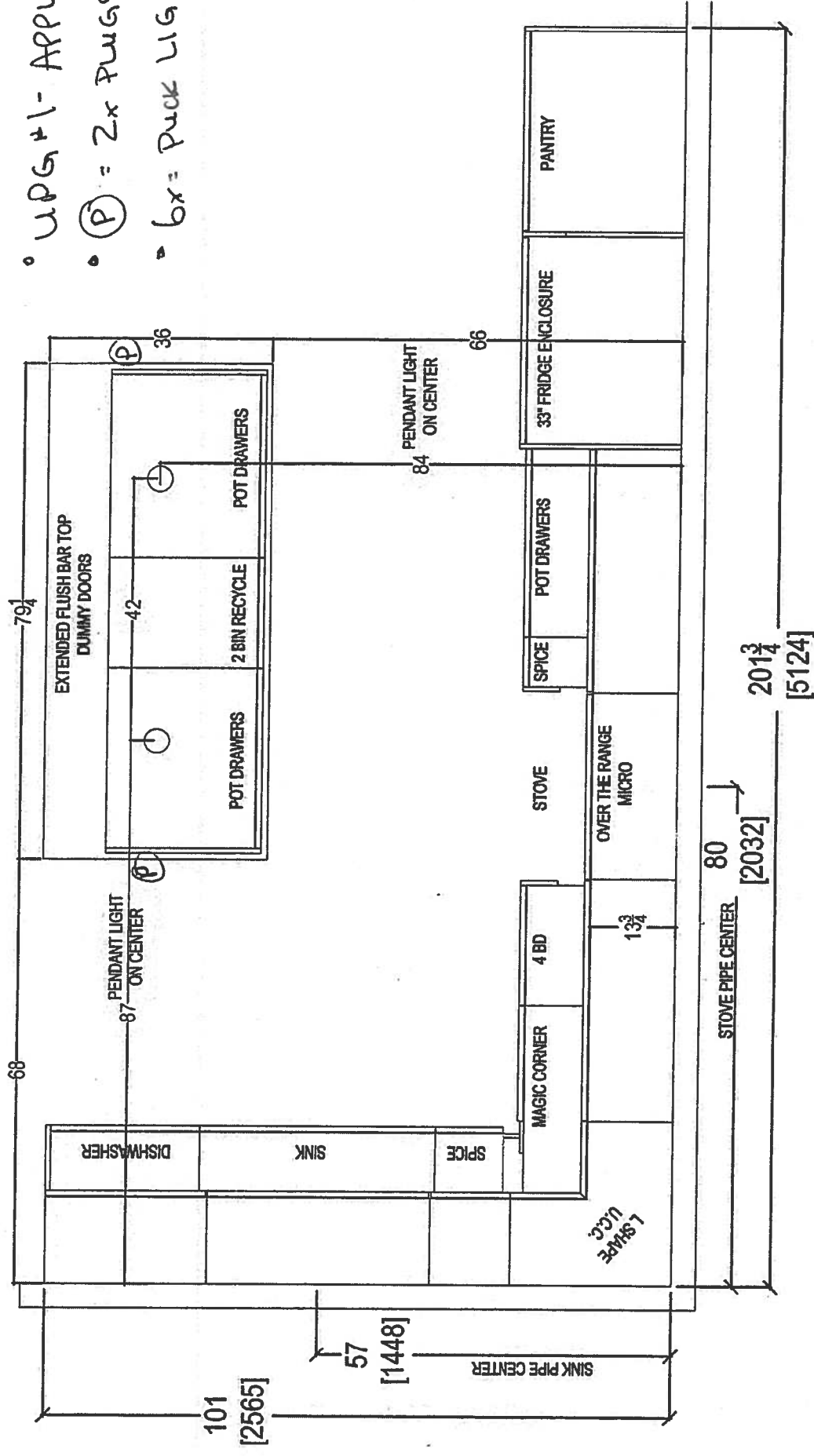
■ Royal Pine Homes ■ 25 Baker Hill Blvd - Stouffville, ON ■ Feb 14, 2018

DRAWING AS PER AGREEMENT OF PURCHASE AND SALE (before decor appointment)

SUITE 301/302

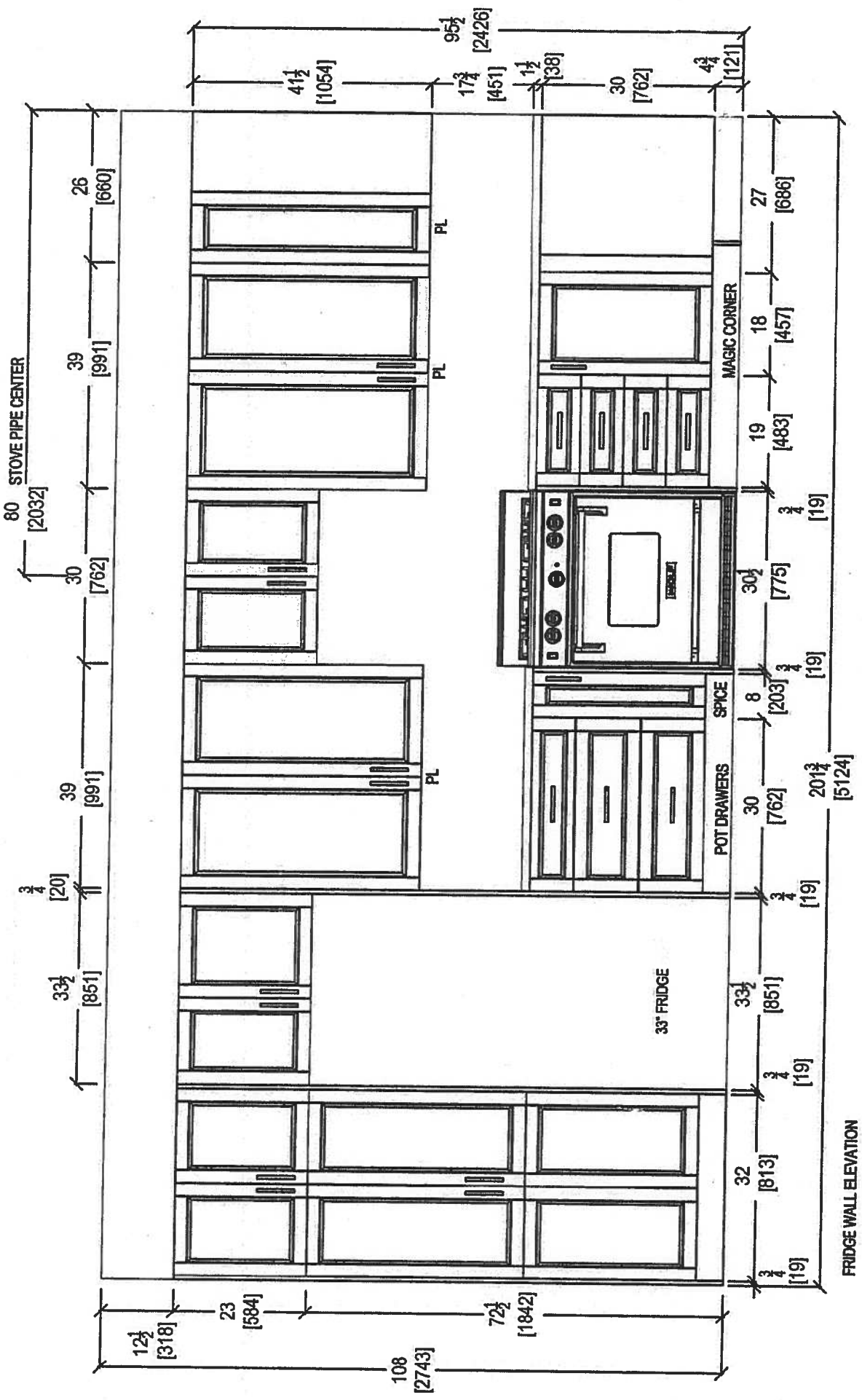
INVENTORY SUITE

- UPG #1- KITCHEN CABINETS
- UPG #1- APPLIANCE PACKAGE
- (P) = 2x PUCKS ISLAND
- 6x = PUCK LIGHTS (5x=STD)



your kitchen, your taste.
80 SANTE DRIVE, VAUGHAN, ON L4K 3C4,
T: 416.746.1811 F: 905.761.5801

CLIENT: ROYAL PINE HOMES		UNIT 301-302 HMP	UPG #1.	ROOM: KITCHEN FLOOR PLAN	DRAWN BY: SK	COMMENTS: PLEASE NOTE ALL DIMENSIONS ARE NOT FINAL AND ARE SUBJECT TO CHANGE UPON FINAL SITE MEASURE	
SITE	HAMPTON PLACE	DOOR STYLE: —		DOOR HANDLE: —	SCALE: 1/2" = 1'-0"		
PHONE: —		FINISH: —		DRW HANDLE: —	DATE: FEB 13, 2018		
EMAIL: —		SPECIES: —		TOP: —	PAGE: —		

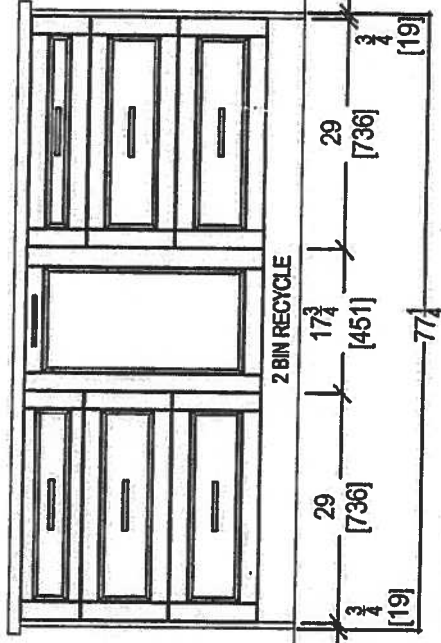
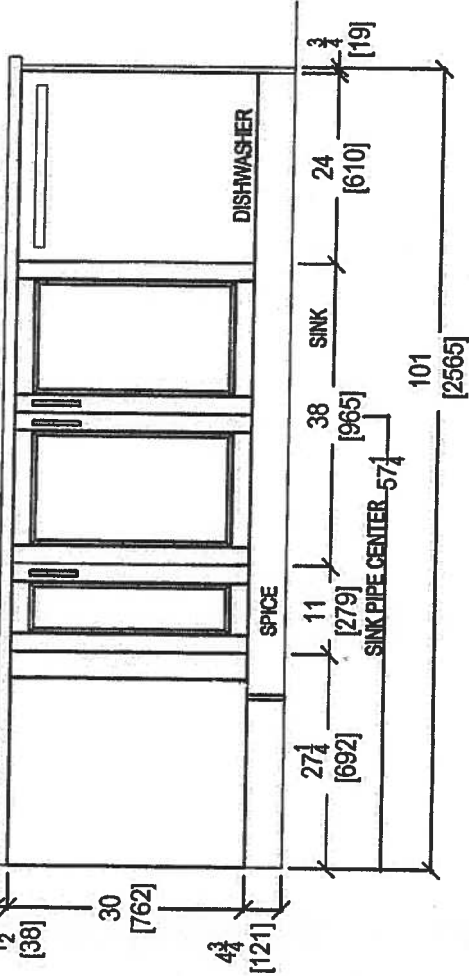
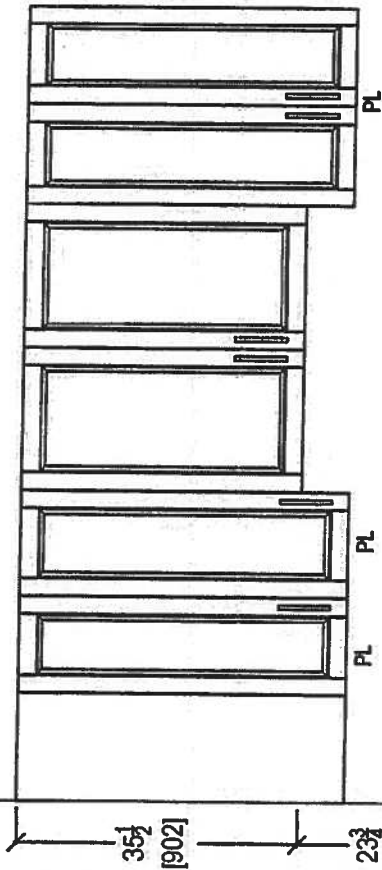


FRIDGE WALL ELEVATION

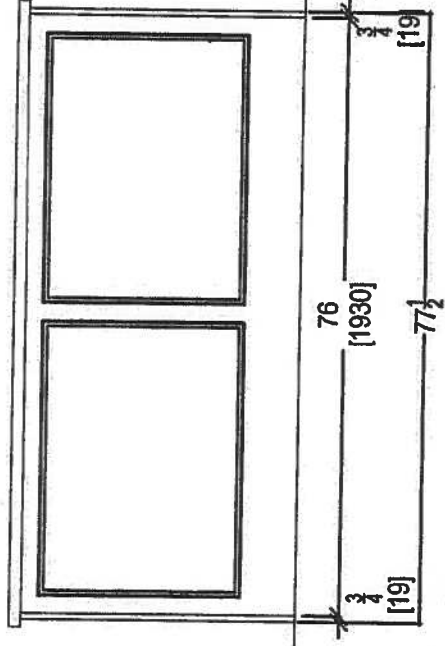


your kitchen, your taste.
 80 SANTE DRIVE, VAUGHAN, ON L4K 3C4,
 T: 416.746.1811 F: 905.761.5901

CLIENT: ROYAL PINE HOMES		UNIT 301-302 IMP	ROOM: KITCHEN	DRAWN BY: SK	COMMENTS: PLEASE NOTE ALL DIMENSIONS ARE NOT FINAL AND ARE SUBJECT TO CHANGE UPON FINAL SITE MEASURE
SITE: HAMPTON PLACE		DOOR STYLE: —	DOOR HANDLE: —	SCALE: 1/2" = 1'-0"	
PHONE: —		FINISH: —	DRW HANDLE: —	DATE: FEB 13, 2018	
EMAIL: —		SPECIES: —	TOP: —	PAGE: —	



ISLAND FRONT



ISLAND REAR



80 SANTE DRIVE, VAUGHAN, ON L4K 3C4,
T: 416.746.1811 F: 906.761.5801

CLIENT: ROYAL PINE HOMES

SITE: HAMPTON PLACE

PHONE: —

EMAIL: —

UNIT 301-302 HMP

DOOR STYLE: —

FINISH: —

SPECIES: —

ROOM: KITCHEN

DOOR HANDLE: —

DRW HANDLE: —

TOP: —

DRAWN BY: SK

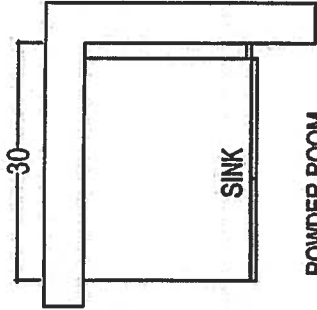
SCALE: 1/2" = 1' - 0"

DATE: FEB 13, 2018

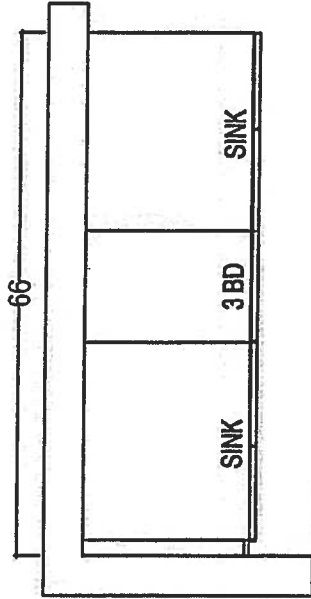
PAGE: —

COMMENTS:

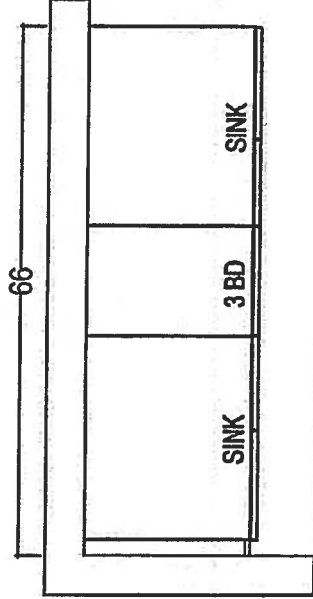
PLEASE NOTE ALL DIMENSIONS
ARE NOT FINAL AND ARE
SUBJECT TO CHANGE UPON
FINAL SITE MEASURE



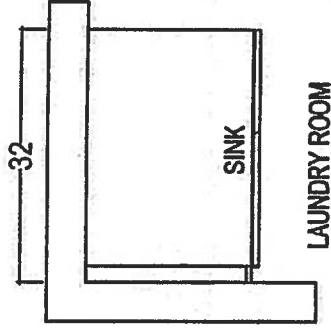
POWDER ROOM



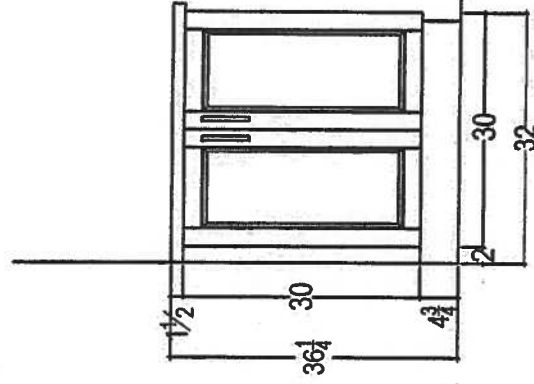
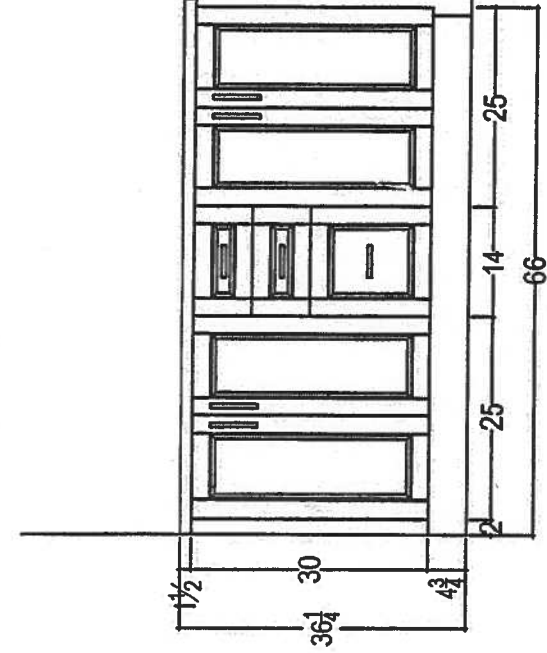
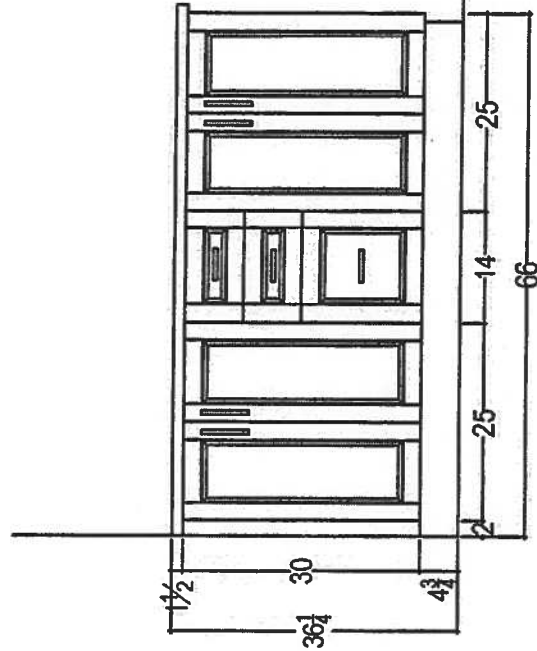
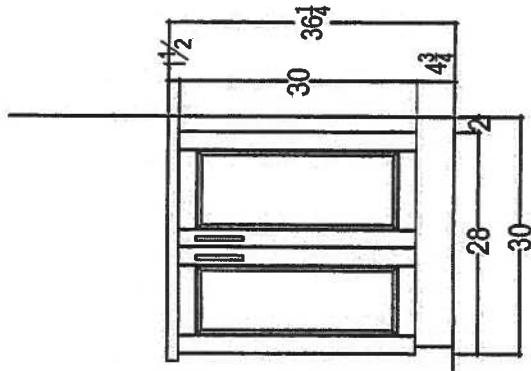
ENSUITE2




MASTER ENSUITE



LAUNDRY ROOM



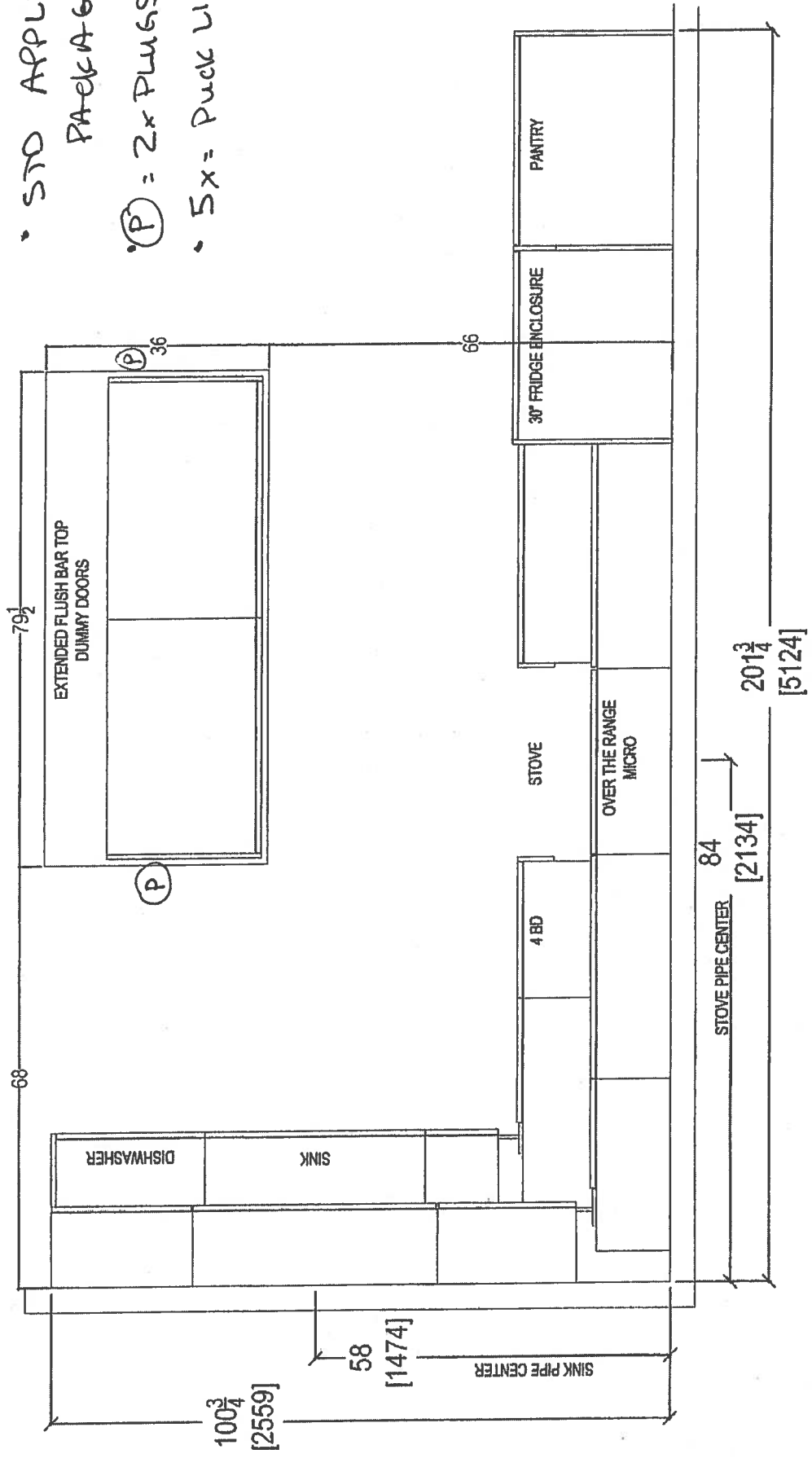
80 SANTE DRIVE, VAUGHAN, ON L4K 3C4,
T: 416.746.1811 F: 905.761.5801

 <i>your kitchen your taste.</i> 80 SANTE DRIVE, VAUGHAN, ON L4K 3C4, T: 416.746.1811 F: 905.761.5901		CLIENT: ROYAL PINE HOMES	UNIT 301-302 HMP	ROOM:	VANITIES	DRAWN BY: SK	COMMENTS: PLEASE NOTE ALL DIMENSIONS ARE NOT FINAL AND ARE SUBJECT TO CHANGE UPON FINAL SITE MEASURE
SITE	HAMPTON PLACE	DOOR STYLE: —	DOOR HANDLE: —		SCALE: 1/2" = 1' - 0"		
PHONE: —	—	FINISH: —	DRW HANDLE: —		DATE: FEB 13, 2018		
EMAIL: —	—	SPECIES: —	TOP: —		PAGE: —		

Suite 301/302

Inventory Suite

- STD Kitchen Cabinet
- STD APPLIANCE PACKAGE
- (P) = 2x PLUGS ISLAND
- 5x = PUCK LIGHTS



RECEIVED
10.10.17

Suite 301/302 STD
2B+D LONG ISLAND

 your kitchen. your style 80 SANTE DRIVE, VAUGHAN, ON L4K 3C4, T: 416.746.1811 F: 905.761.5901	CLIENT: ROYAL PINE HOMES	ROOM: 2013	DRAWN BY: SK	COMMENTS:	
SITE: HAMPTON PLACE	DOOR STYLE: —	DOOR HANDLE: —	SCALE: 1/2" = 1' - 0"	PLEASE NOTE ALL DIMENSIONS ARE NOT FINAL AND ARE SUBJECT TO CHANGE UPON FINAL SITE MEASURE	
PHONE: —	FINISH: —	DRW HANDLE: —	DATE: AUG 4, 2017		
EMAIL: —	SPECIES: —	TOP: —	PAGE: —		



QTK
Barbecued Pork

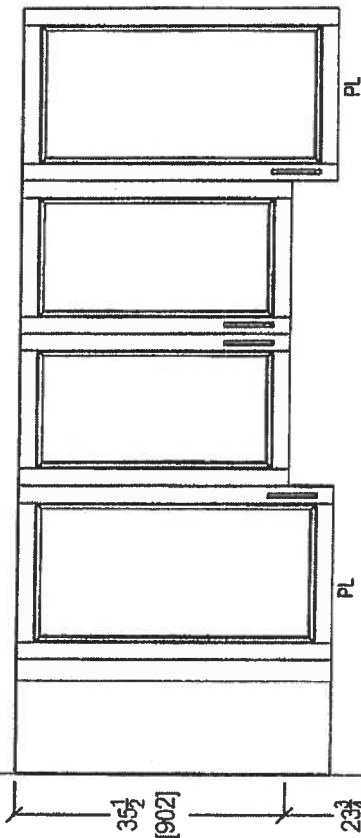
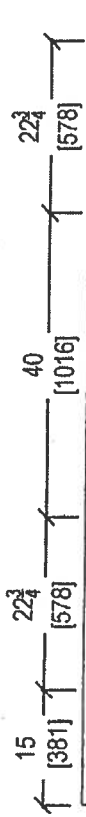
SANTITAS

your kitchen, your taste

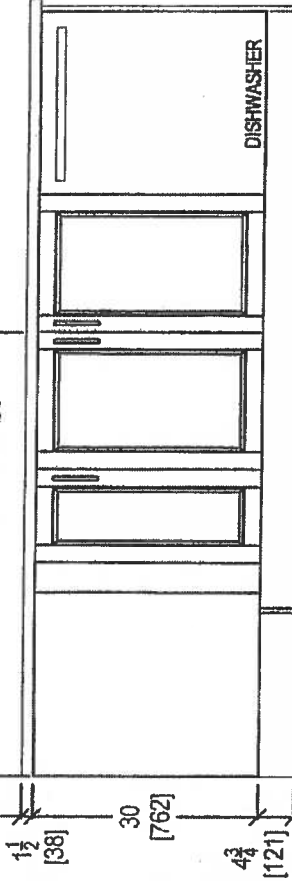
80 SANTITAS VOUCHERS ONLY

80 SANTE DRIVE, VAUGHAN, ON L4K 3C4;
T: 416.746.1811 F: 905.761.5901

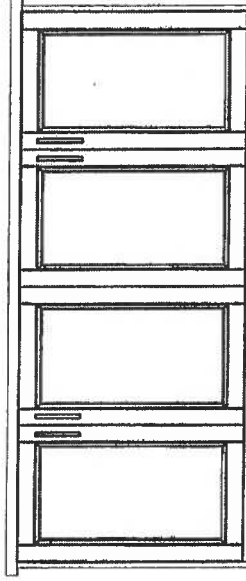
CLIENT: ROYAL PINE HOMES	2B+D LONG ISLAND			ROOM:	KITCHEN	DRAWN BY: SK	COMMENTS: PLEASE NOTE ALL DIMENSIONS ARE NOT FINAL AND ARE SUBJECT TO CHANGE UPON FINAL SITE MEASURE
SITE: HAMPTON PLACE	DOOR STYLE: —			DOOR HANDLE: —		SCALE: 1/2" = 1' - 0"	
PHONE: —	FINISH: —			DRW HANDLE: —		DATE: AUG 4, 2017	
EMAIL: —	SPECIES: —			TOP: —		PAGE: —	



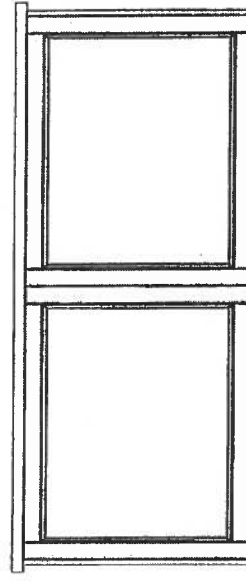
SINK PIPE CENTER 58



KITCHEN PENINSULA
ELEVATION
FRONT VIEW



ISLAND FRONT



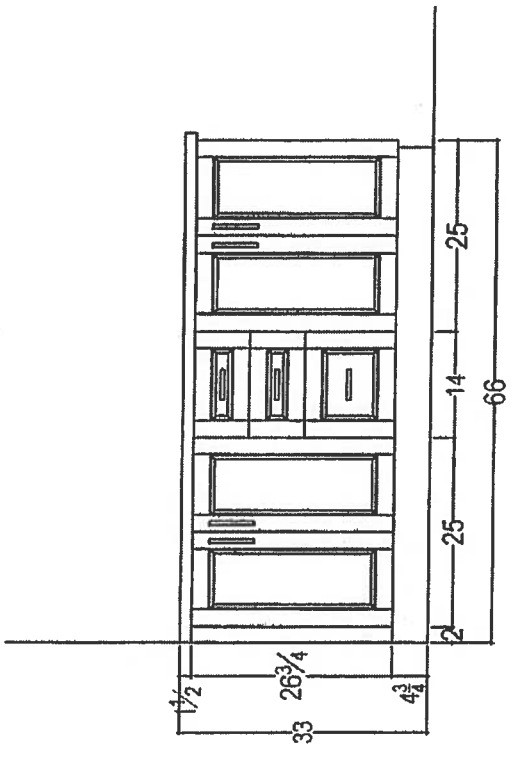
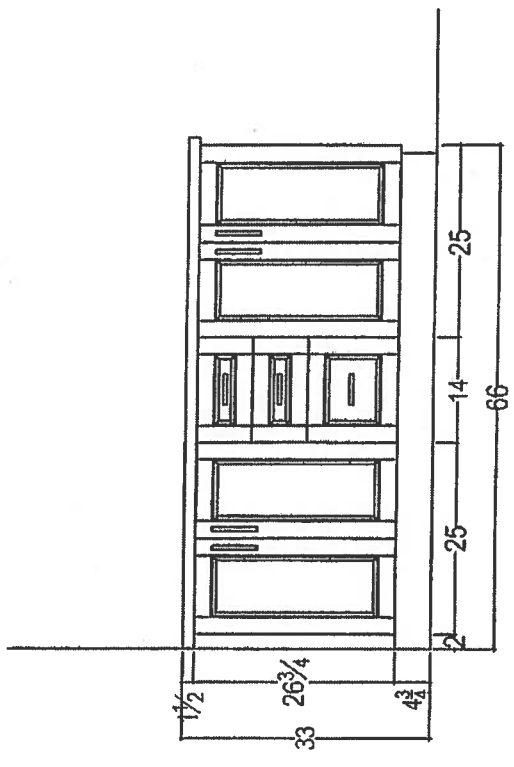
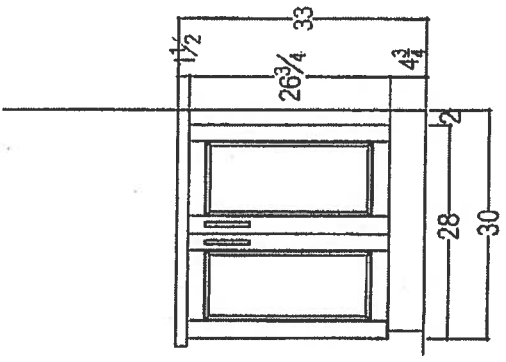
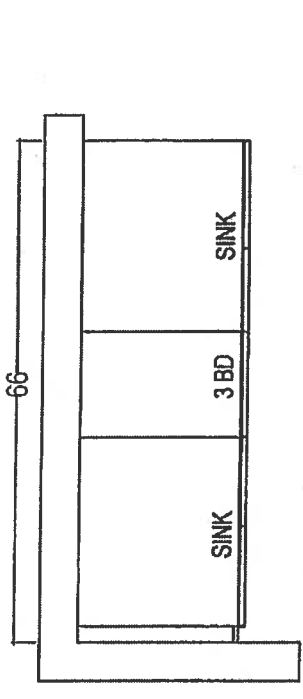
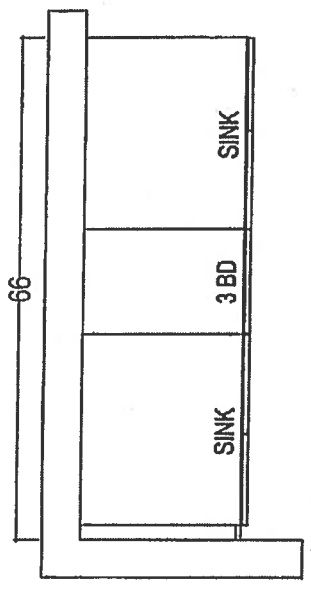
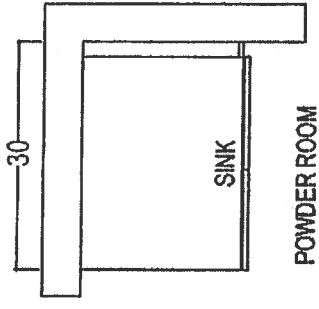
ISLAND REAR

RECEIVED
inca 1017



your kitchen, your taste
80 SANTE DRIVE, VAUGHAN, ON L4K 3C4,
T: 416.746.1811 F: 905.781.5901

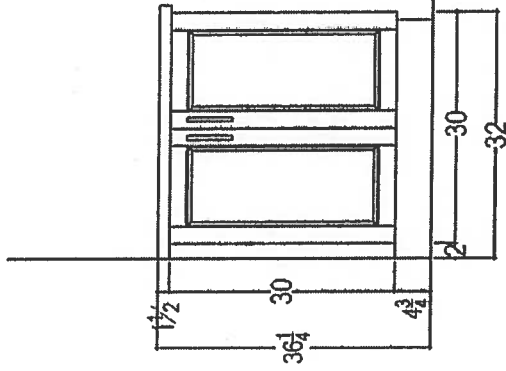
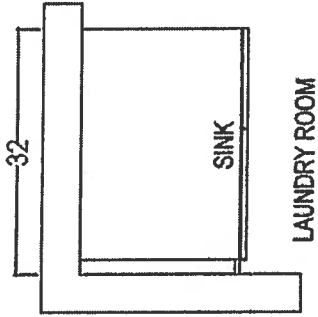
CLIENT: ROYAL PINE HOMES		ROOM: KITCHEN		DRAWN BY: SK		COMMENTS: PLEASE NOTE ALL DIMENSIONS ARE NOT FINAL AND ARE SUBJECT TO CHANGE UPON FINAL SITE MEASURE	
SITE:	HAMPTON PLACE	DOOR STYLE:	---	SCALE:	1/2" = 1' - 0"		
PHONE:	---	FINISH:	---	DATE:	AUG 4, 2017		
EMAIL:	---	SPECIES:	---	TOP:	---		




80 SANTE DRIVE, VAUGHAN, ON L4K 3C4.
T: 416.748.1811 F: 905.761.5801

2B+D LONG ISLAND

CLIENT: ROYAL PINE HOMES	2B+D LONG ISLAND			ROOM:	VANITIES	DRAWN BY: SK	<div>RECEIVED</div> <div>2017</div> <div>COMMENTS: PLEASE NOTE ALL DIMENSIONS ARE NOT FINAL AND ARE SUBJECT TO CHANGE UPON FINAL SITE MEASURE</div>
SITE: HAMPTON PLACE	DOOR STYLE: —			DOOR HANDLE: —		SCALE: 1/2" = 1' - 0"	
PHONE: —	FINISH: —			DRW HANDLE: —		DATE: AUG 4, 2017	
EMAIL: —	SPECIES: —			TOP: —		PAGE: —	

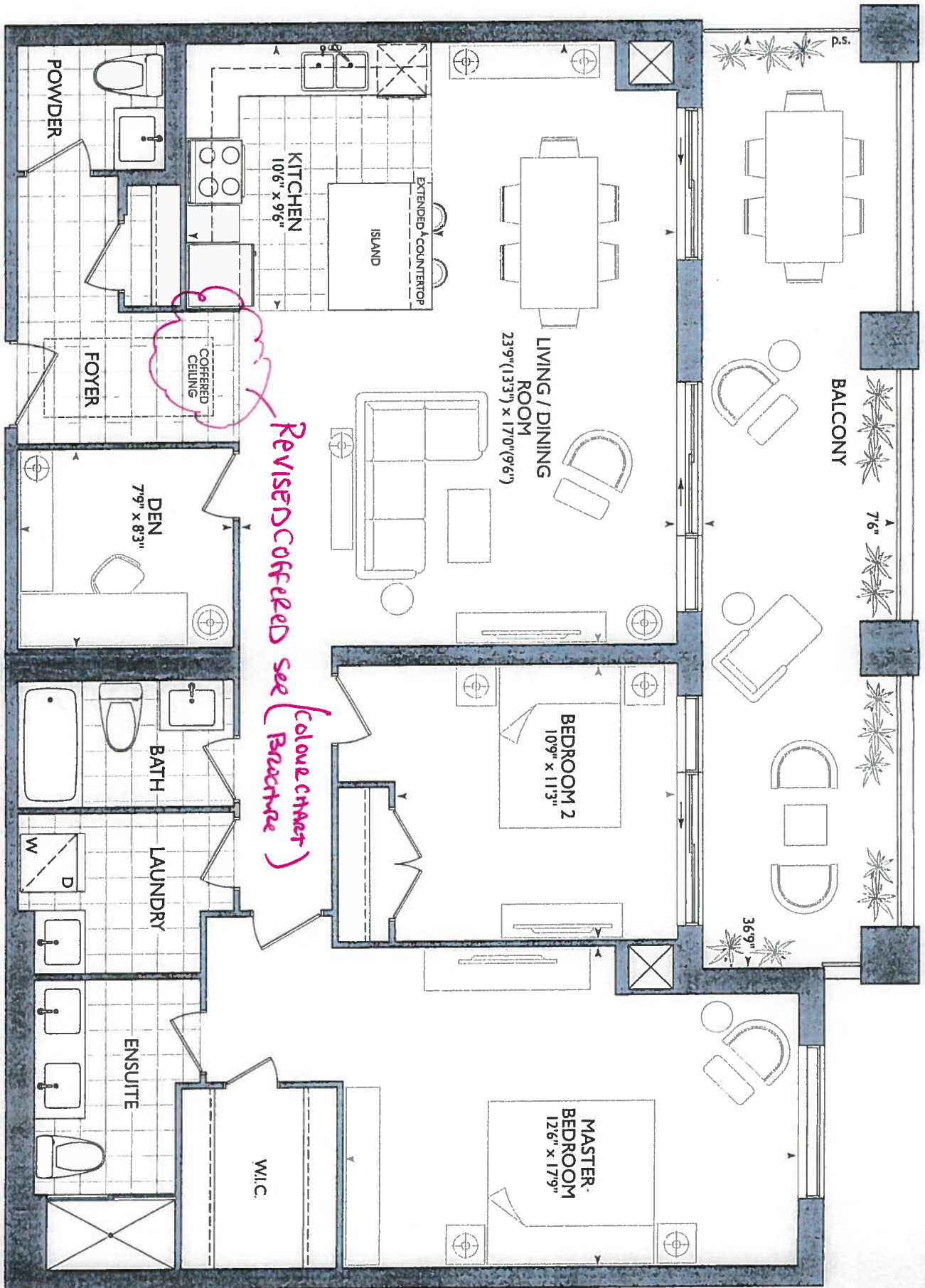


RECEIVED
Received

 <p>your kitchen, your table. 80 SANTE DRIVE, VAUGHAN, ON L4K 3C4, T: 416.748.1811 F: 905.761.5901</p>	CLIENT: ROYAL PINE HOMES	2B+D LONG ISLAND	ROOM: LAUNDRY	DRAWN BY: SK	COMMENTS: PLEASE NOTE ALL DIMENSIONS ARE NOT FINAL AND ARE SUBJECT TO CHANGE UPON FINAL SITE MEASURE
	SITE: HAMPTON PLACE	DOOR STYLE: —	DOOR HANDLE: —	SCALE: 1/2" = 1' - 0"	
	PHONE: —	FINISH: —	DRW HANDLE: —	DATE: AUG 4, 2017	
	EMAIL: —	SPECIES: —	TOP: —	PAGE: —	

MAIDSTONE
2B+D

SUITE 303/304
* ORIGINAL SUITE *



January 12, 2018



KITCHEN

• UPG #2 APPLIANCE PACKAGE

- (1x) - CAPPED LIGHT ISLAND
- (7x) - PUCK LIGHTS
- (P) - PLUG ISLAND (2x)
- 57" STOVE PLUG CENTER

• 66 1/2" SINK PIGE CENTER

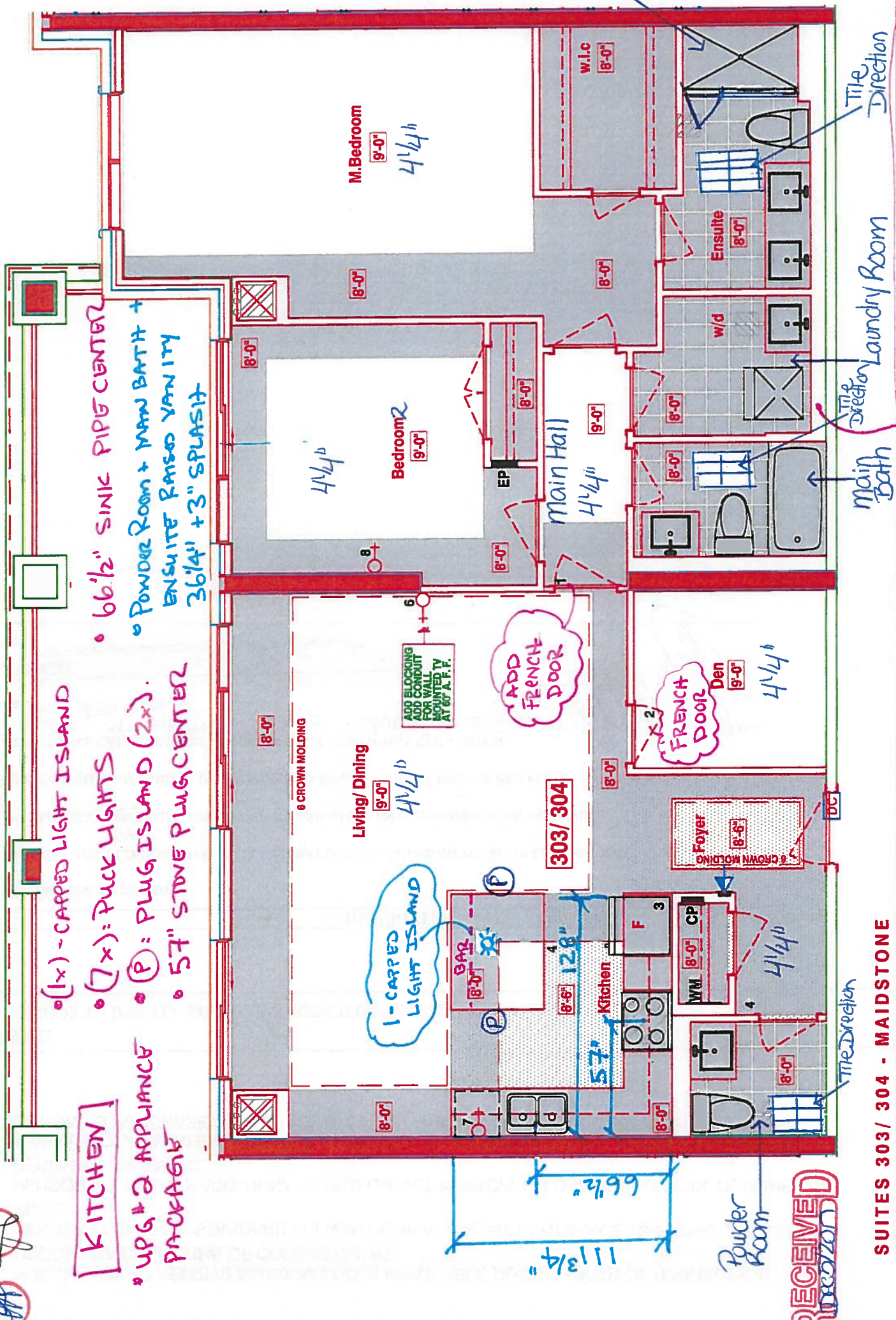
• POWDER ROOM + MAIN BATH + ENSUITE RAISED VANITY 36 1/4" + 3" SPLASH

*Delete Bathroom Accessories

NOTES:

1. INSTALL 1 STANDARD FRENCH DOOR AT HALLWAY ENTRANCE TO BEDROOMS
2. INSTALL 1 STANDARD FRENCH DOOR AT DEN
3. ADD WATER LINE TO FRIDGE
4. LAMINATE FOYER, ENTRANCE CLOSET AND KITCHEN
5. 1 CAPPED LIGHT OVER ISLAND
6. ADD CONDUIT AND BLOCKING WALL MOUNTED TV (60" ABOVE FINISHED FLOOR) IN LIVINGROOM
7. 1 EXTRA CABLE OUTLET OVER DISHWASHER
8. 1 EXTRA CABLE OUTLET IN BEDROOM 2

Upgrade Frameless Glass Tilt Ceiling



SUITES 303/ 304 - MAIDSTONE

■ Royal Pine Homes ■ 25 Baker Hill Blvd - Stouffville, ON ■ Dec 04, 2017

2x6 WALL BEHIND WASHTUB DRYER



book
SITE COPY

CONSTRUCTION SUMMARY

Hampton Place

PURCHASERS: ALFONSO ATTARDO and LILLA M. ATTARDO

TEL: RES.: 905-887-7509 BUS.: 416-716-9756

LOT NUMBER	PHASE	HOUSE TYPE	CLOSING DATE
303+304	1	MAIDSTONE	25-Sep-18

Offer	PURCHASER TO RECEIVE \$5,000(INCLUDES APPLICABLE TAXES) WORTH OF UPGRADES AT THE DECOR CENTER AT TIME OF COLOUR CHART.
Workshee	Note:

Offer	VENDOR TO INSTALL STANDARD FRENCH DOOR AT HALLWAY ENTRANCE TO BEDROOMS AS PER PLAN.
Workshee	Note:

Offer	VENDOR TO INCLUDE ADDITIONAL CABLE OUTLET IN KITCHEN. LOCATION TO BE DETERMINED AT DECOR APPOINTMENT.
Workshee	Note:

Offer	IF AVAILABLE AT A LATER DATE, AND APPROVED BY THE VENDOR, PURCHASER WILL HAVE THE OPTION TO PURCHASE AN ADDITIONAL SINGLE PARKING UNIT FOR \$35,000 PLUS HST.
Workshee	Note:

Offer	WATER LINE TO FRIDGE
Upgrade	Note:

Offer	CONDUIT AND BLOCKING FOR WALL MOUNTED TV (60 INCHES ABOVE FF) IN LIVING ROOM.
Upgrade	Note:

Offer	INSTALL STANDARD LAMINATE IN FOYER AND KITCHEN (ADMINISTRATION FEE ONLY)
Upgrade	Note: 4/4

Offer	ONE CAPPED LIGHT ABOVE ISLAND OVER EXTENDED COUNTERTOP AS PER PLAN.
le	Note:

Offer	ADDITIONAL CABLE OUTLET IN BEDROOM 2, LOCATION AS PER SKETCH.
Upgrade	Note:

Offer	LOCATION OF ADDITIONAL CABLE INCLUDED IN ORIGINAL AGREEMENT IN KITCHEN ABOVE DISHWASHER
Upgrade	Note:

Offer	TWO SINGLE PARKING UNITS IN LIEU OF TANDEM PARKING UNIT
Upgrade	Note:

Offer Vendor to install standard French door w den.





SITE COPY

CONSTRUCTION SUMMARY

Hampton Place

PURCHASERS: ALFONSO ATTARDO and LILLA M. ATTARDO TEL: RES.: 905-887-7509 BUS.: 416-716-9756

LOT NUMBER	PHASE	HOUSE TYPE	CLOSING DATE
303+304	1	MAIDSTONE	25-Sep-18

Date Added: 15-Jan-18 Invoice Number: 7078

1 - CLARIFICATION; REFER TO APAS;
LIVINGROOM - Standard electrical outlet to be installed at standard height beside conduit pipe Additional electrical outlet to be installed beside pipe & standard cable rough-in Approx. 60" AFF (See Attached Sketch)
As per Vince at Head-Office

1,111 - HARDWOOD FLOORING - Install prefinished 4 1/4" x 1/2" Red Oak Mirage Lock Floating Floor in lieu of standard laminate flooring. To be installed throughout; foyer, main hall, kitchen, living/dining room, den, bedroom #2 & master bedroom (See Sketch)
Note:

1 - KITCHEN / BATHROOMS / LAUNDRY ROOM - SEE QUALITY TOPS & KITCHENS FOR ALL KITCHEN, BATHROOMS & LAUNDRY ROOM UPGRADES / LAYOUTS. - Upgrade Package #1 (See Attached QTK Paperwork)
Note:

1 - KITCHEN - CABINETRY - Install UPGRADE PACKAGE #1 CABINETRY - Category 3 Fiberboard Cloud White QT 4401 - To be installed throughout kitchen, where applicable. (See Sketch)
Note:

3 - KITCHEN - Install THREE (3) ADDITIONAL PUCK LIGHTS (Same Switch as Standard Puck Lights) at kitchen. To be installed below kitchen cabinetry, where applicable. (See Attached QTK Layout for Locations)
Note: Purchaser Paying Difference for Additional Puck Lights - Standard Kitchen to Receive Four (4) Puck Lights - Upgrade Kitchen Requires Seven (7) Puck Lights

1 - KITCHEN - Install 2ND UPGRADE CAESARSTONE COUNTERTOP - 5141 FROSTY CARRINA - To be installed throughout kitchen, where applicable. (does not include backsplash) (See Sketch)
Note:

1 - KITCHEN - COUNTERTOP EDGING - Install UPGRADE " I " EDGIING - To be installed throughout kitchen countertop, where applicable. (See Sketch)
Note:

1 - DISCLAIMER - STONE COUNTERTOP;
KITCHEN - Stone slabs vary in size & all seams are visible & the fabricator reserves the right to position the seams as necessary.
Note:

1 - KITCHEN - Kitchen Backsplash - Install Standard 3x6 SUBWAY WHITE BACKSPLASH in UPGRADE BRICK PATTERN - To be installed throughout kitchen, where applicable.(does not include behind the fridge or stove) (See Sketch)
Note:

1 - KITCHEN - Kitchen Sink - Install Upgrade Undermount Sink - BLANCO Quatrus U Super Single Undermount Sink - Model # 401248 (See Attached)
Note:

1 - KITCHEN - Kitchen Faucet - Install Standard Faucet - DELTA Chrome Pull-Out Kitchen Faucet (Single Hole) - Model # 469LF - Chrome
Note:

1 - APPLIANCE PACKAGE - Install Upgrade Appliance Package - UPGRADE PACKAGE #2 - To be installed throughout suite, where applicable. (See Sketch)
Note:

1 - POWDER ROOM / MAIN BATH / MASTER ENSUITE - Install RAISED VANITY HEIGHTS at Powder Room, Main Bath and Master Ensuite Vanities, where applicable. (See Sketch)
Note:

1 - POWDER ROOM - CABINETRY - Install UPGRADE PACKAGE #3 CABINETRY - Category 4G Fiberboard Tause Taupe with Black Linen Glaze QT 4401 - To be installed throughout powder room vanity, where applicable. (See Sketch)
Note:

1 - MASTER ENSUITE - CABINETRY - Install UPGRADE PACKAGE #3 CABINETRY - Category 4G Fiberboard Asphalt with Black Linen Glaze QT 4801- To be installed throughout master ensuite vanity, where applicable. (See Sketch)
Note:



SITE COPY

CONSTRUCTION SUMMARY

Hampton Place

PURCHASERS: ALFONSO ATTARDO and LILLA M. ATTARDO

TEL: RES.: 905-887-7509 BUS.: 416-716-9756

LOT NUMBER	PHASE	HOUSE TYPE	CLOSING DATE
303+304	1	MAIDSTONE	25-Sep-18

Date Added: 15-Jan-18

Invoice Number: 7078

1 - MASTER ENSUITE - CABINETRY HARDWARE - Install UPGRADE PACKAGE #1 HARDWARE - STYLE # 53529-G10 - To be installed at master ensuite vanity, where applicable. (See Sketch)
1 - POWDER ROOM - COUNTERTOP EDGING - Install UPGRADE " 1 " EDGIING - To be installed throughout powder room vanity countertop, where applicable. (See Sketch) Note:
1 - MAIN BATH - Install 1ST UPGRADE CAESARSTONE COUNTERTOP - 4030 STONE GREY - To be installed throughout main bath vanity, where applicable. (Includes 3" Splash) (See Sketch) Note:
1 - MAIN BATH - COUNTERTOP EDGING - Install UPGRADE " 1 " EDGIING - To be installed throughout main bath vanity countertop, where applicable. (See Sketch) Note:
1 - MASTER ENSUITE - Install 2ND UPGRADE CAESARSTONE COUNTERTOP - 5141 FROSTY CARRINA - To be installed throughout master ensuite vanity, where applicable. (Includes 3" Splash) (See Sketch) Note:
1 - MASTER ENSUITE - COUNTERTOP EDGING - Install UPGRADE " 1 " EDGIING - To be installed throughout master ensuite vanity countertop, where applicable. (See Sketch) Note:
1 - CLARIFICATION; BATHROOMS - Install Standard 3" Splash throughout all bathroom vanity countertops, where applicable. To Include; Powder Room, Main Bath Master Ensuite (See Sketch) Note:
1 - DISCLAIMER - STONE COUNTERTOP; POWDER ROOM / MAIN BATH / MASTER ENSUITE - Stone slabs vary in size & all seams are visible & the fabricator reserves the right to position the seams as necessary. Note:
32 - POWDER ROOM - 2ND UPGRADE - PORCELAIN TILES - 12x24 DREAM WHITE - To be installed throughout powder room floor (To be Installed Straight) (See Sketch) Note: Includes Rectified
50 - LAUNDRY ROOM - 2ND UPGRADE - PORCELAIN TILES - 13x13 HELLO SILVER - To be installed throughout laundry room floor (To be Installed Straight) (See Sketch) Note:
35 - MAIN BATH - 1ST UPGRADE - PORCELAIN TILES - 12x24 H-STONE LIGHT GREY - To be installed throughout main bath floor (To be Installed Straight) (See Sketch) Note: Includes Larger Size
90 - MAIN BATH - 1ST UPGRADE - PORCELAIN TILES - 12x24 H-STONE LIGHT GREY - To be installed throughout main bath tub/shower enclosure (To be Installed Horizontally / Stacked) (See Sketch) Note: Includes Larger Size
57 - MASTER ENSUITE - 2ND UPGRADE - PORCELAIN TILES - 12x24 LANCASTER GREY - To be installed throughout master ensuite floor (To be Installed Straight) (See Sketch) Note: Includes Rectified
100 - MASTER ENSUITE - 2ND UPGRADE - PORCELAIN TILES - 12x24 LANCASTER GREY - To be installed throughout master ensuite shower stall (To be Installed Horizontally / Stacked) (See Sketch) Note: Includes Rectified



SITE COPY

CONSTRUCTION SUMMARY

Hampton Place

PURCHASERS: ALFONSO ATTARDO and LILLA M. ATTARDO

TEL: RES.: 905-887-7509 BUS.: 416-716-9756

LOT NUMBER	PHASE	HOUSE TYPE	CLOSING DATE
303+304	1	MAIDSTONE	25-Sep-18

Date Added: 15-Jan-18 Invoice Number: 7078

1 - MASTER ENSUITE - Install FRAMELESS GLASS ENCLOSURE at Master Ensuite Shower Stall. Glass to Extend Up to TOUCH the ceiling.
(See Sketch)

1 - CLARIFICATION;
ALL BATHROOMS - Install Standard Plumbing Fixtures throughout all bathrooms, where applicable. To Include; Powder Room, Main Bath and Master Ensuite (See Sketch)
Note:

1 - CLARIFICATION;
ALL BATHROOMS - DELETE Do Not Install / Supply / Credit Purchaser for builders standard ceramic bathroom accessories (toilet paper, towel bar & soap dish) throughout all bathrooms where applicable
Note: To Include; Powder Room, Main Bath & Master Ensuite (See Sketch)

1 - CLARIFICATION;
LAUNDRY ROOM - Install Standard Plumbing at Laundry Room Vanity (See Sketch)
Note:

1 - BONUS PACKAGE - PURCHASER HAS APPLIED \$5,000.00 (Includes Taxes) WORTH OF UPGRADE PROMOTIONAL PACKAGE TOWARDS THE PURCHASE OF UPGRADES COMPLETED AT THE DECOR CENTRE.
Note:

1 - PURCHASER HAS ATTENDED A COLOR APPOINTMENT AT THE DECOR CENTRE AND HAS DECLINED ANY ADDITIONAL UPGRADES. Purchaser accepts and acknowledges that there will be no further changes/additions/deletions to be made upon signing on January 12,2018
Note:

1 - PURCHASER AWARE AND ACCEPTS THAT ANY CHANGES MADE TO UPGRADES AFTER SIGNING THIS PURCHASERS EXTRA FORM ARE SUBJECT TO A MINIMUM ADMINISTRATION FEE OF \$1,000 PLUS A 10% HOLDBACK FEE.
Note:

This Document is Extremely Time Sensitive - Printed 20 Feb 18 at 15:01



* INTERIOR OUR SCHEME *

Purchasers ALFONSO ATTARDO & LILLAM M. ATTARDO		Decor Consultant Melissa Di Marino	Model Type MAIDSTONE	Telephone Res. / Bus (905) 887-7509 / (416) 716-9756	Project Hampton Place	Closing Date 25/09/2018	Unit 303+304
---	--	---------------------------------------	-------------------------	---	--------------------------	----------------------------	-----------------

Page 2 of 3

CABINETRY, VANITIES AND COUNTERTOPS

	Style	Countertop	Counter Edge	Handle / Knob
MAIN BATHROOM	CATEGORY 1 - FIBERBOARD - WHITE QT 1203 (STD)	<input checked="" type="checkbox"/> 4030 Stone Grey CaesarStone (Upg)	<input checked="" type="checkbox"/> 1" EDGE (UPG)	B603-SC
MASTER ENSUITE	<input checked="" type="checkbox"/> CATEGORY 4G - FIBERBOARD - ASPHALT with BLACK LINEN GLAZE QT 4801 (UPG)	<input checked="" type="checkbox"/> 5141 Frosty Carina CaesarStone (Upg)	<input checked="" type="checkbox"/> 1" EDGE (UPG)	53529-G10
POWDER ROOM	<input checked="" type="checkbox"/> CATEGORY 4G - FIBERBOARD - TAUSETAUPE with BLACKLINEN GLAZE QT 4401(UPg)	<input checked="" type="checkbox"/> ASPEN TERRA WHITE (STD)	<input checked="" type="checkbox"/> 1" EDGE (UPG)	B603-SC
KITCHEN / DINETTE	<input checked="" type="checkbox"/> CATEGORY 3 - FIBERBOARD - CLOUD WHITE QT 4401 (UPG)	<input checked="" type="checkbox"/> 5141 Frosty Carina CaesarStone (Upg)	<input checked="" type="checkbox"/> 1" EDGE (UPG)	16338-195
LAUNDRY ROOM	STD	STD	STD	B603-SC

APPLIANCE PACKAGE

Upgrade
Package #2

Std 31in Opening

PLUMBING FIXTURES

KITCHEN	
Sink Model	<input checked="" type="checkbox"/> UPG - Blanco Quatrus # 401248
Sink Faucet	<input checked="" type="checkbox"/> STANDARD
TOILETS	
Master Ensuite	<input checked="" type="checkbox"/> STANDARD
Main Bathroom	<input checked="" type="checkbox"/> STANDARD
Powder Room	<input checked="" type="checkbox"/> STANDARD
VANITY FAUCETS	
Master Ensuite	<input checked="" type="checkbox"/> STANDARD
Main Bathroom	<input checked="" type="checkbox"/> STANDARD
Powder Room	<input checked="" type="checkbox"/> STANDARD
VANITY SINKS	
Master Ensuite	<input checked="" type="checkbox"/> STANDARD
Main Bathroom	<input checked="" type="checkbox"/> STANDARD
Powder Room	<input checked="" type="checkbox"/> STANDARD
SHOWER STALL / TUBS	
Master Ensuite Shower Stall	<input checked="" type="checkbox"/> STANDARD
Master Ensuite Tub	<input checked="" type="checkbox"/> N/A
Main Bathroom Tub	<input checked="" type="checkbox"/> STANDARD

Trim

Baseboard & Casing	<input checked="" type="checkbox"/> STANDARD
Interior Doors	<input checked="" type="checkbox"/> STANDARD - CARRARA SMOOTH
Cornice Moulding / Medalion	
Foyer	<input checked="" type="checkbox"/> STANDARD - #CTR-611
Living Room	<input checked="" type="checkbox"/> STANDARD - #CTR-611
Dining Room	<input checked="" type="checkbox"/> STANDARD - #CTR-611
Den	NONE
Master Bedroom	NONE
Bedroom 2	NONE
Bedroom 3	N/A

Levers

Door Height	<input checked="" type="checkbox"/> STANDARD
-------------	--

Fireplace

Fireplace	N/A
Location Flooring	N/A
Style	N/A
Finish	N/A
Marble	N/A
Hearth	N/A

MISC. INSTALLATIONS

Ceramic Accessories
(installed by Vendor)
☒ Yes ☐ No




Bathroom Mirrors
(installed by Vendor)
☒ Yes ☐ No

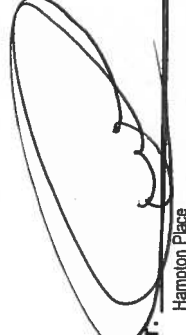
Wire Shelving - Closet
(installed by Vendor)
☒ Yes ☐ No

Paint Throughout

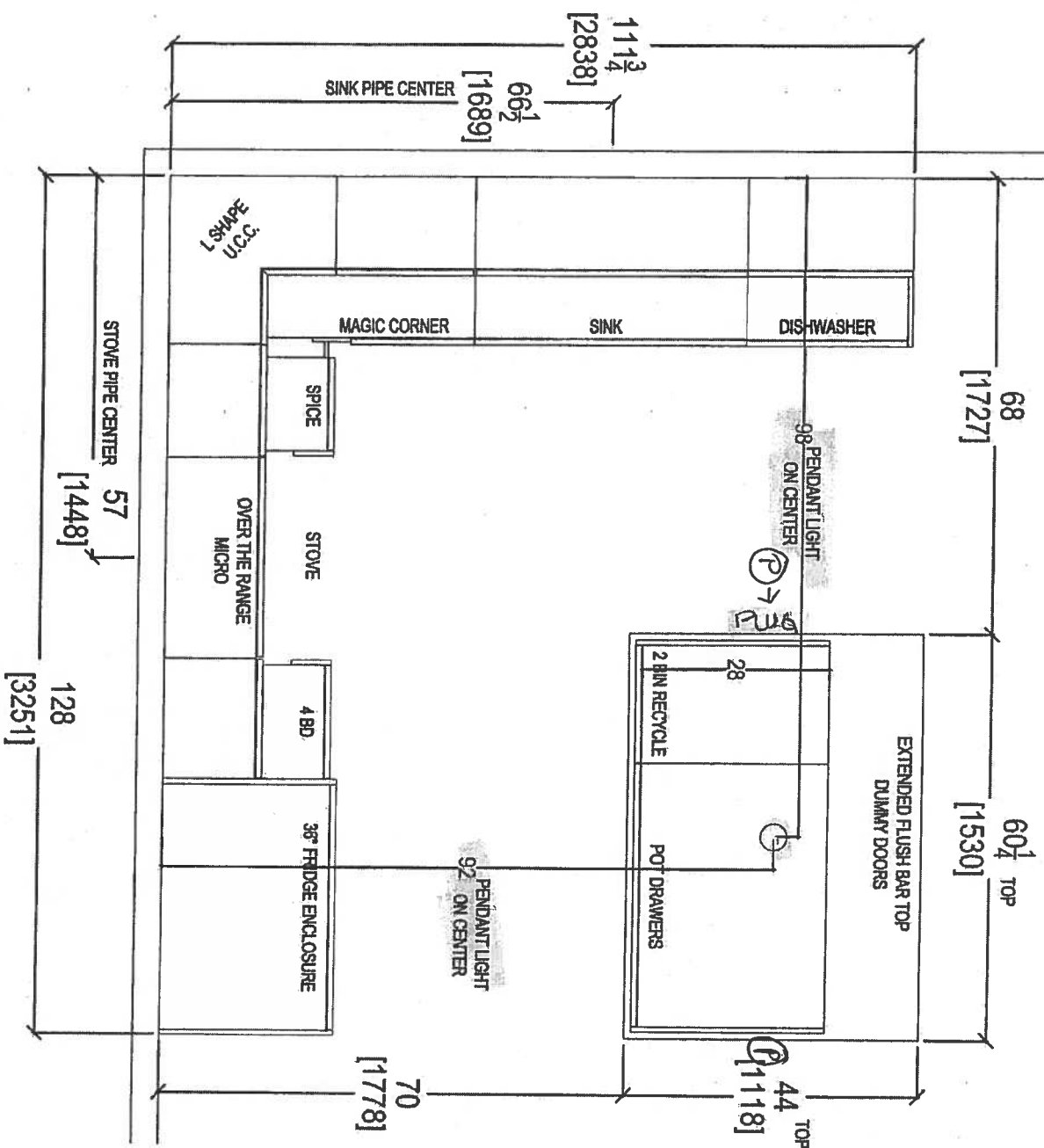
Walls	<input checked="" type="checkbox"/> STANDARD - BIRCH WHITE
Trim	<input checked="" type="checkbox"/> STANDARD - WHITE

Page 2 of 3

Decor Consultant:  Melissa Di Marino
Purchaser:  ALFONSO ATTARDO
Purchaser:  LILLAM M. ATTARDO

Vendor:  Hampton Place
Printed Jan 12, 2018 2:40 pm

Suite 303 / 304 Hampton



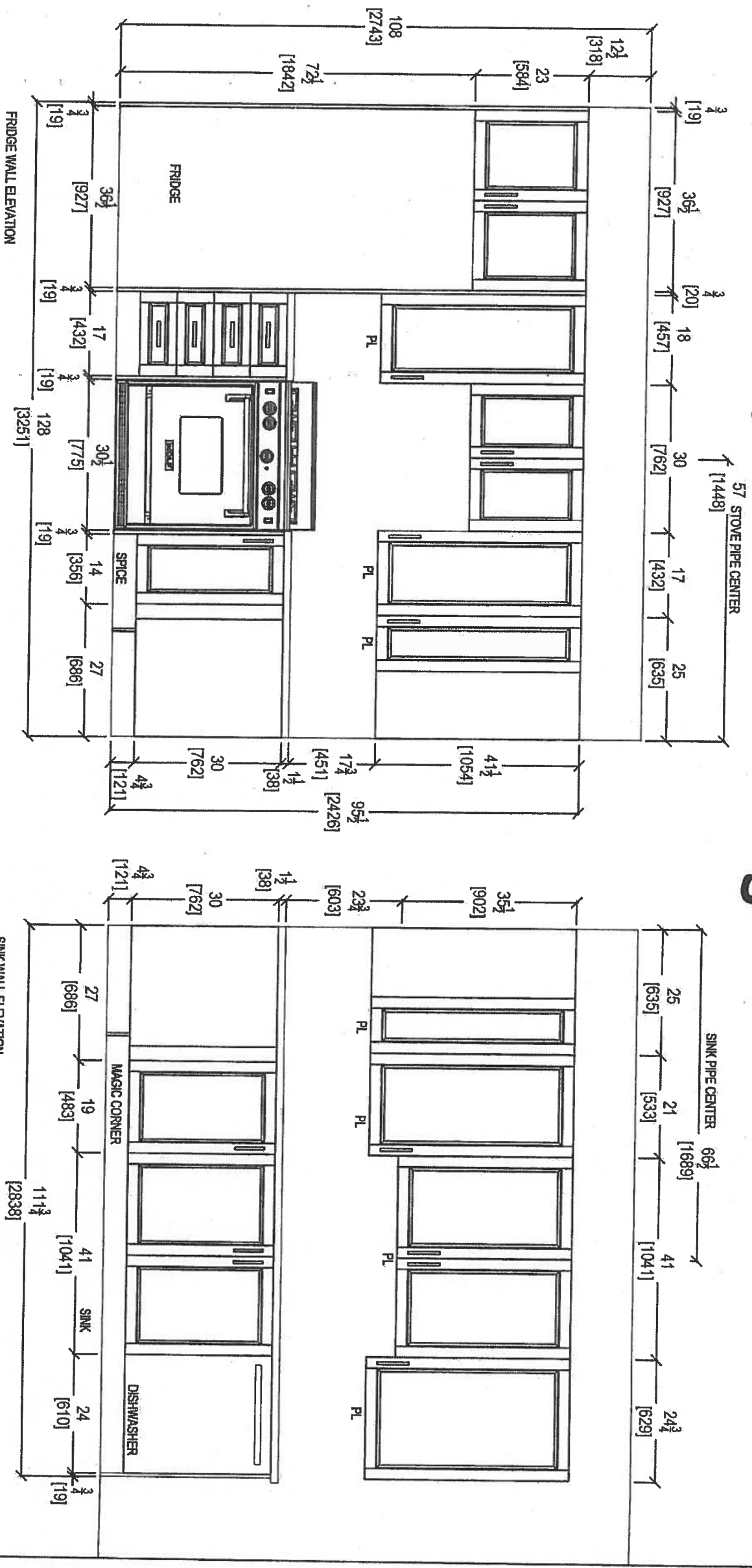
- UPG #2 - APPLIANCES PACKAGE
- (7x) = Puck LIGHTS
- (2x) = Puck ISLAND (P)
- (1x) = CAPPED LIGHT ISLAND
- Powder Room + Ensuite
- 36 1/4" Paved VANITIES + 3" SQUASH



80 SANTE DRIVE, VAUGHAN, ON L4K 3C4,
T: 416.746.1811 F: 905.746.1801

CLIENT: ROYAL PINE HOMES	UNIT 303/304 HAMP	ROOM: KITCHEN FLOOR PLAN	DRAWN BY: SK	COMMENTS:
SITE: HAMPTON PLACE	DOOR STYLE: —	DOOR HANDLE: —	SCALE: 1/2" = 1' - 0"	PLEASE NOTE ALL DIMENSIONS ARE NOT FINAL AND ARE SUBJECT TO CHANGE UPON FINAL SITE MEASURE
PHONE: —	FINISH: —	DRW HANDLE: —	DATE: JAN 24, 2017	
EMAIL: —	SPECIES: —	TOP: —	PAGE: —	

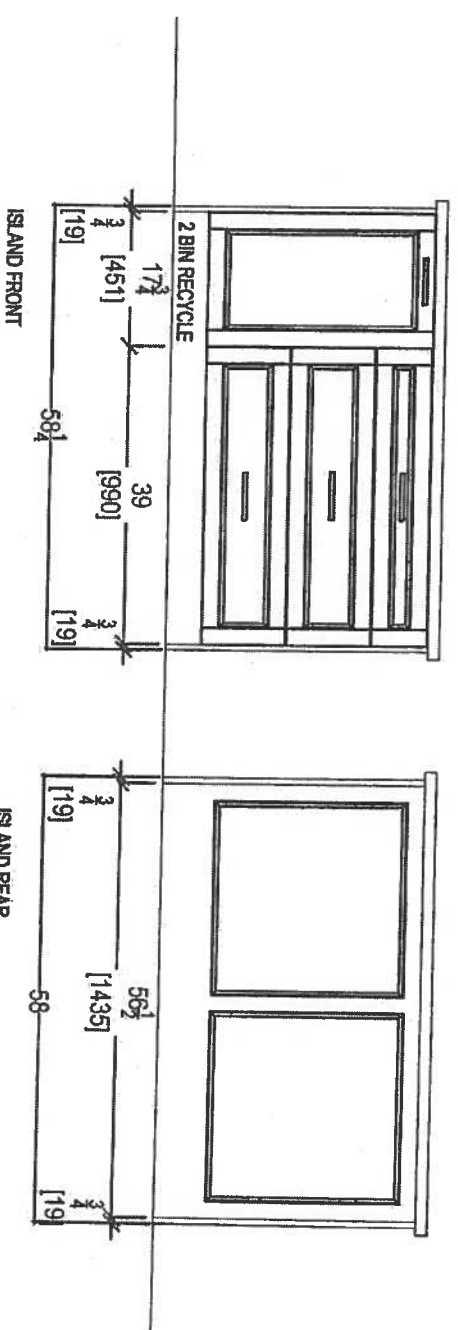
Suite 303/304 Hampton PL-Pock Light (x7)



your kitchen, your taste.
80 SANTE DRIVE, VAUGHAN, ON L4K 3C4,
T: 416.748.1811 F: 905.748.1811

CLIENT: ROYAL PINE HOMES	UNIT 303/304 HMP	ROOM: KITCHEN	DRAWN BY: SK	COMMENTS:
SITE: HAMPTON PLACE	DOOR STYLE: —	DOOR HANDLE: —	SCALE: 1/2" = 1'-0"	PLEASE NOTE ALL DIMENSIONS ARE NOT FINAL AND ARE SUBJECT TO CHANGE UPON FINAL SITE MEASURE
PHONE: —	FINISH: —	DRW HANDLE: —	DATE: JAN 24, 2018	
EMAIL: —	SPECIES: —	TOP: —	PAGE: —	

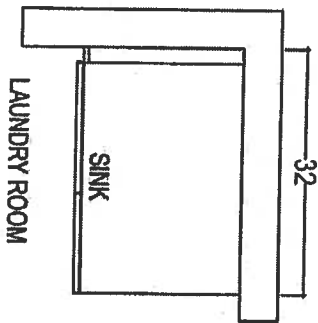
Suite 303/304 Hampton



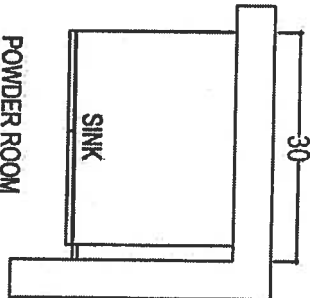
 your kitchen, your lifestyle. 80 SANTE DRIVE, VAUGHAN, ON L4K 3C4, T: 416.746.1811 F: 305.761.5801		CLIENT: ROYAL PINE HOMES		UNIT 303/304 H&M		ROOM: KITCHEN		DRAWN BY: SK		COMMENTS: PLEASE NOTE ALL DIMENSIONS ARE NOT FINAL AND ARE SUBJECT TO CHANGE UPON FINAL SITE MEASURE	
SITE: HAMPTON PLACE		DOOR STYLE: —		DOOR HANDLE: —		SCALE: 1/2" = 1'-0"					
PHONE: —		FINISH: —		DRW HANDLE: —		DATE: JAN 24, 2018					
EMAIL: —		SPECIES: —		TOP: —		PAGE: —					

Suite 303 / 304 Hampton

* Install 3" Splash *

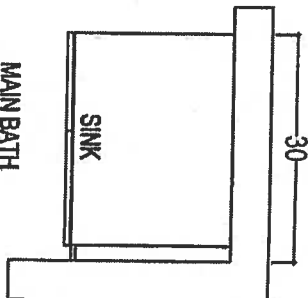


LAUNDRY ROOM



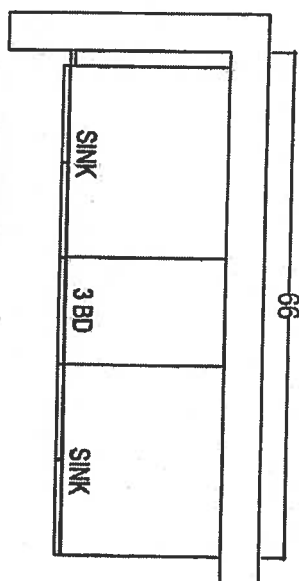
POWDER ROOM

* Raised Height



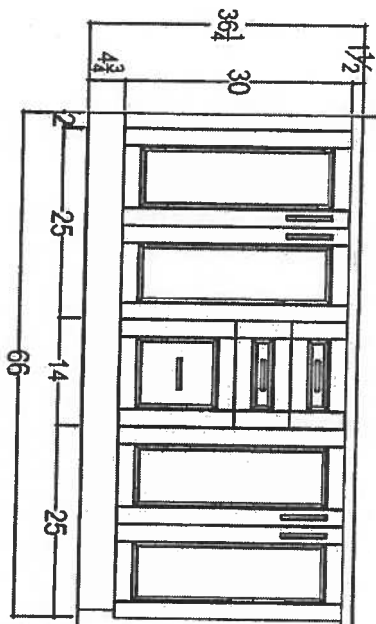
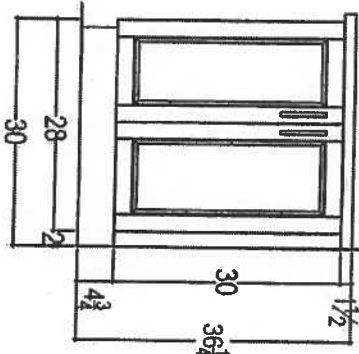
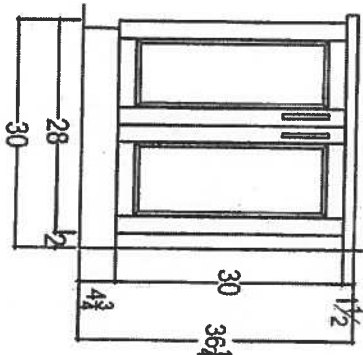
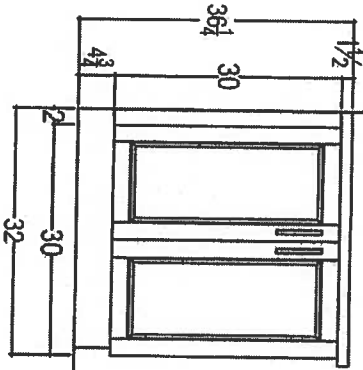
MAIN BATH

* Raised Height



MASTER ENSUITE

* Raised Height



80 Santee Drive, Vaughan, ON L4K 3C4,
T: 416.746.1811 F: 905.781.6901

CLIENT: ROYAL PINE HOMES	UNIT 303/304 HMP	ROOM: VANITIES	DRAWN BY: SK	COMMENTS:
SITE: HAMPTON PLACE	DOOR STYLE: —	DOOR HANDLE: —	SCALE: 1/2" = 1'-0"	PLEASE NOTE ALL DIMENSIONS ARE NOT FINAL AND ARE SUBJECT TO CHANGE UPON FINAL SITE MEASURE
PHONE: —	FINISH: —	DRAW HANDLE: —	DATE: JAN 24, 2018	
EMAIL: —	SPECIES: —	TOP: —	PAGE: —	

Suite 303/304
Hampton

Upgrade
Package 2



INSIDEADVANTAGE™



<http://www.insideadvantage.com>

Product Dimensions:

Height: 72
Width: 35 3/4
Depth: 30 1/4

Electrical Requirements:

15 Amps.

Available In:


- ☐ Stainless Steel
- ☒ Black
- ☐ White

KRFC302ESS
22 cu.ft. 36-Inch Width Counter Depth French Door Refrigerator
with Interior Dispense

KRFC302ESS

Key Features:


- ExtendFresh™ Temperature Management System
- Interior Water Dispenser
- Professionally-Inspired Design
- Produce Preserver
- Humidity-Controlled Crispers
- FreshChill™ Temperature-Controlled Full-Width Pantry
- Pull-Out Tri-Level Freezer Drawer
- SatinGlide® System
- LED Lighting
- Star-K Certified
- Automatic Ice Maker
- Max Cool



MADE IN
AMERICA

Suite 303/304
Hampton

Upgrade
Package 2




KSEB900ESS

KitchenAid®

30-Inch 5-Element Electric Convection Slide-In
Range with Baking Drawer

<http://www.kitchenaid.com>



Key Features:

- Baking Drawer
- Even-Heat™ True Convection
- Wireless Probe
- Steam Rack
- 7.1 Cu Ft. Total Capacity
- 5 Cooking Elements Including a Warm Zone
- EasyConvect™ Conversion
- FIT Guarantee
- Aqualift®
- Glass Touch Controls
- Side Trim Accessory Kit

Product Dimensions:

Height: 36

Width: 29 7/8

Electrical Requirements:

40 Amps.

Additional Information:

[Use And Care Guide](#)

[Dimension Guide](#)

[Installation Guide](#)

[Warranty Certificate](#)

Available in:

- Black
- Stainless Steel
- White

INVESTED
IN
AMERICA



®Registered trademark/TM Trademark of Whirlpool, U.S.A. © 2013 Whirlpool Corporation. All Rights Reserved.
All other trademarks are owned by their respective companies.
Because Whirlpool Corporation policy includes a continuous commitment to improve our products, we reserve the right to change materials and specifications without notice. We also reserve the right to discontinue or transition products without notice.
Manufacturer's Suggested Retail Price (MSRP) and Minimum Advertised Price (MAP) provided for reference purposes only. Dealer alone determines advertised and retail prices.
Created On: Tuesday, December 22, 2015 14:04:50


Suite 303/304 Hampton Upgrade Package 2

KMHP519ESS

1200-Watt Convection Microwave with High-Speed
Cooking - 30"

KitchenAid

<http://www.kitchenaid.com>



Key Features:

- High-Speed Cooking
- Convection Cooking
- Professionally-Inspired Design Including Handle, Badge, Graphics, Chrome Chamfer.
- Cookshield Finish
- Crispwave™ Technology and Crisper Pan
- 1200 Watts Power
- 1.9 Cu. Ft. Capacity
- Halogen Cavity Lights and Task Light
- Steam Cleaning Function
- Keep Warm Function
- Sound-Based Popcorn Function

Product Dimensions:

Height: 17 1/8

Width: 30

Depth: 17

Electrical Requirements:

15.

Additional Information:

[Use And Care](#)

[Dimension Guide](#)

[Installation Guide](#)

[Warranty](#)

Available In:

Stainless Steel

®Registered trademark/TM Trademark of Whirlpool, U.S.A. © 2016 Whirlpool Corporation All Rights Reserved All other trademarks are owned by their respective companies.

Because Whirlpool Corporation policy includes a continuous commitment to improve our products, we reserve the right to change materials and specifications without notice. We also reserve the right to discontinue or transition products without notice.

Manufacturer's Suggested Retail Price (MSRP) and Minimum Advertised Price (MAP) provided for reference purposes only Dealer alone determines advertised and retail prices

Suite 303/304 Hampton Upgrade Package 2



KDTM354ESS

KitchenAid®

44 dBA Dishwasher with Clean Water Wash System

<http://www.kitchenaid.com>



Key Features:

- Clean Water Wash System
- ProScrub® Option
- Professionally-Inspired Design
- Advanced ProDry™ System
- ProWash™ Cycle
- SatinGlide® Max Rails (Upper Rack)
- Sliding Tines in the Lower Rack
- 2 Rows Fold-Down Tines in Upper Rack
- Fold-Down Tines in the Lower Rack
- 2 Fold-Down Cup Shelves with Integrated Stemware Holders
- Utility Basket (Upper Rack)
- Express Wash

Product Dimensions:

Height: 34 1/2

Width: 23 7/8

Depth: 24 3/4

Electrical Requirements:

15 Amps.

Additional Information:

[Use And Care Guide](#)

[Dimension Guide](#)

[Installation Guide](#)

[Energy Guide](#)

[Warranty Certificate](#)

Available in:

 Stainless Steel

INVESTED
IN
AMERICA

®Registered trademark/TM Trademark of Whirlpool, U.S.A. © 2013 Whirlpool Corporation. All Rights Reserved.
All other trademarks are owned by their respective companies.
Because Whirlpool Corporation policy includes a continuous commitment to improve our products, we reserve the right to change materials and specifications without notice. We also reserve the right to discontinue or transition products without notice.
Manufacturer's Suggested Retail Price (MSRP) and Minimum Advertised Price (MAP) provided for reference purposes only. Dealer alone determines advertised and retail prices.
Created On: Friday, March 04, 2016 16:36:55

Suite 303/304
Hampton

Upgrade
Package 2




WED85HEFC

Whirlpool®

<http://www.whirlpool.com>

7.4 cu. ft. Electric Dryer with Quick Dry Cycle



Key Features:

- Advanced Moisture Sensing System
- Tap Touch Controls with Memory
- EcoBoost™ Option
- Steam Refresh Cycle
- Wrinkle Shield™ Option
- Quad Baffles
- 7.4 Cu. Ft. Capacity
- Undercounter Installation
- ENERGY STAR® Qualified
- Sanitize Cycle
- Quick Dry Cycle

Product Dimensions:

Height: 39

Width: 27

Depth: 31

Additional Information:


[Use And Care Guide](#)

[Dimension Guide](#)

[Installation Guide](#)


[Warranty Certificate](#)

INVESTED
IN
AMERICA



©Registered trademark/TM Trademark of Whirlpool, U.S.A. © 2016 Whirlpool Corporation. All Rights Reserved
All other trademarks are owned by their respective companies
Because Whirlpool Corporation policy includes a continuous commitment to improve our products, we reserve
the right to change materials and specifications without notice. We also reserve the right to discontinue or
transition products without notice
Manufacturer's Suggested Retail Price (MSRP) and Minimum Advertised Price (MAP) provided for reference
purposes only. Dealer alone determines advertised and retail prices
Created On: Thursday, March 23, 2017 17:33:37

Suite 303/304 Hampton Upgrade Package 2




WFW85HEFC



<http://www.whirlpool.com>

4.5 cu. ft. Front Load Washer with TumbleFresh™
Option



Key Features:

- TumbleFresh™ Option
- ColorLast™ Cycle
- Presoak Option
- EcoBoost™ Option
- Precision Dispense
- Steam Clean Option
- Adaptive Wash Technology
- Smooth Wave Stainless Steel Wash Basket
- 4.5 cu. ft. Capacity
- Undercounter Installation
- Add-A-Garment
- ENERGY STAR® Certified

Product Dimensions:

Height: 39 3/4

Width: 27

Depth: 33 5/16

Additional Information:

[Use And Care Guide](#)

[Dimension Guide](#)

[Installation Guide](#)

[Energy Guide](#)

[Warranty Certificate](#)

Available in:

- ☒ Chrome Shadow
- ☐ White

INVESTED
IN
AMERICA




©Registered trademark/TM Trademark of Whirlpool, U.S.A. © 2016 Whirlpool Corporation. All Rights Reserved.
All other trademarks are owned by their respective companies.
Because Whirlpool Corporation policy includes a continuous commitment to improve our products, we reserve the right to change materials and specifications without notice. We also reserve the right to discontinue or transition products without notice.
Manufacturer's Suggested Retail Price (MSRP) and Minimum Advertised Price (MAP) provided for reference purposes only. Dealer alone determines advertised and retail prices.
Created On: Wednesday, December 14, 2016 18:12:43

Upgrade Kitchen Sinks




BLANCO

Suite 303/304
Hampton



**Blanco Quatrus U Super Single
Undermount Sink
#401248**



**Blanco Quatrus R15 Two Bowl
Undermount Sink
#401519**

Suite 303/304
Hampton

Kitchen Sink

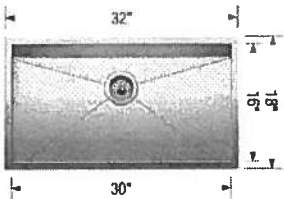
Product Specification Sheet


BLANCO QUATRUS U 1 SUPER SINGLE

Satin brushed finish



PRODUCT DIMENSIONS



BLANCO QUATRUS U 1 SUPER SINGLE	Colour Finish	Model No.	FEATURES / SPECIFICATIONS
	Satin brushed finish	401248	<ul style="list-style-type: none">• German designed and engineered• Premium 304 series, 18 gauge stainless steel• 18/10 chrome-nickel content for exceptional lustre, durability and strength• Compact sized model• Rear-positioned drain hole for maximum usable bowl and cabinet storage space• Zero-radius corners, X-pattern drain grooves• 3 1/2" (90 mm) stainless steel strainer included• Undermount clips, template included• Limited Lifetime Warranty
DESIGN AND PLANNING TIPS			
Cabinet Size: 36" (915 mm)			
Bowl depth: 9" (230 mm)			
Depending on cabinet construction, a different cabinet size may be required.			
Consult the cabinet manufacturer.			

WARRANTY

Limited Lifetime warranty

Code/Standards Compliance

BLANCO sinks and faucets are third-party tested and certified to CSA, cUPC, ANSI/ASME and NSF standards and listed by applicable certification bodies. For more information on individual product listings, contact our office or listing organization.

BLANCO CANADA
100 Corporation Drive
Brampton, ON L6S 6B5

Tel: 905 494 2400
Fax: 905 494 2425
www.blancocanada.com

Toll Free: 1 877 425 2626
Toll Free: 1 877 825 2626

© 2016 BLANCO CANADA

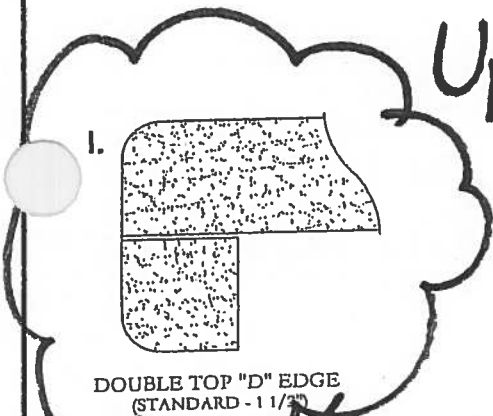
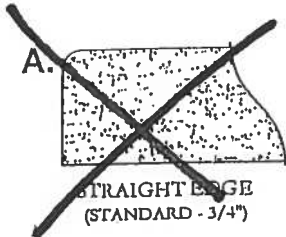
Countertop Edges
Suite 303 / 304
Hampton



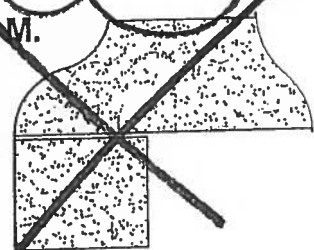
CONNOLLY Marble & Granite Ltd.

EDGE
DETAILS

004



Upgrade:
Kitchen
Powder Room
Main Bath
Master Ensuite



OGEE - SQUARE EDGE
(MED./HIGH - 1 1/2")

EDGING UP-GRADE OPTIONS

Suite 303/304
Hampton

Living Room


→ CONDUIT:

CABLE/BELL

60"

TV →

← PLUG



← conduit

BLANK
PLATE



PLUG

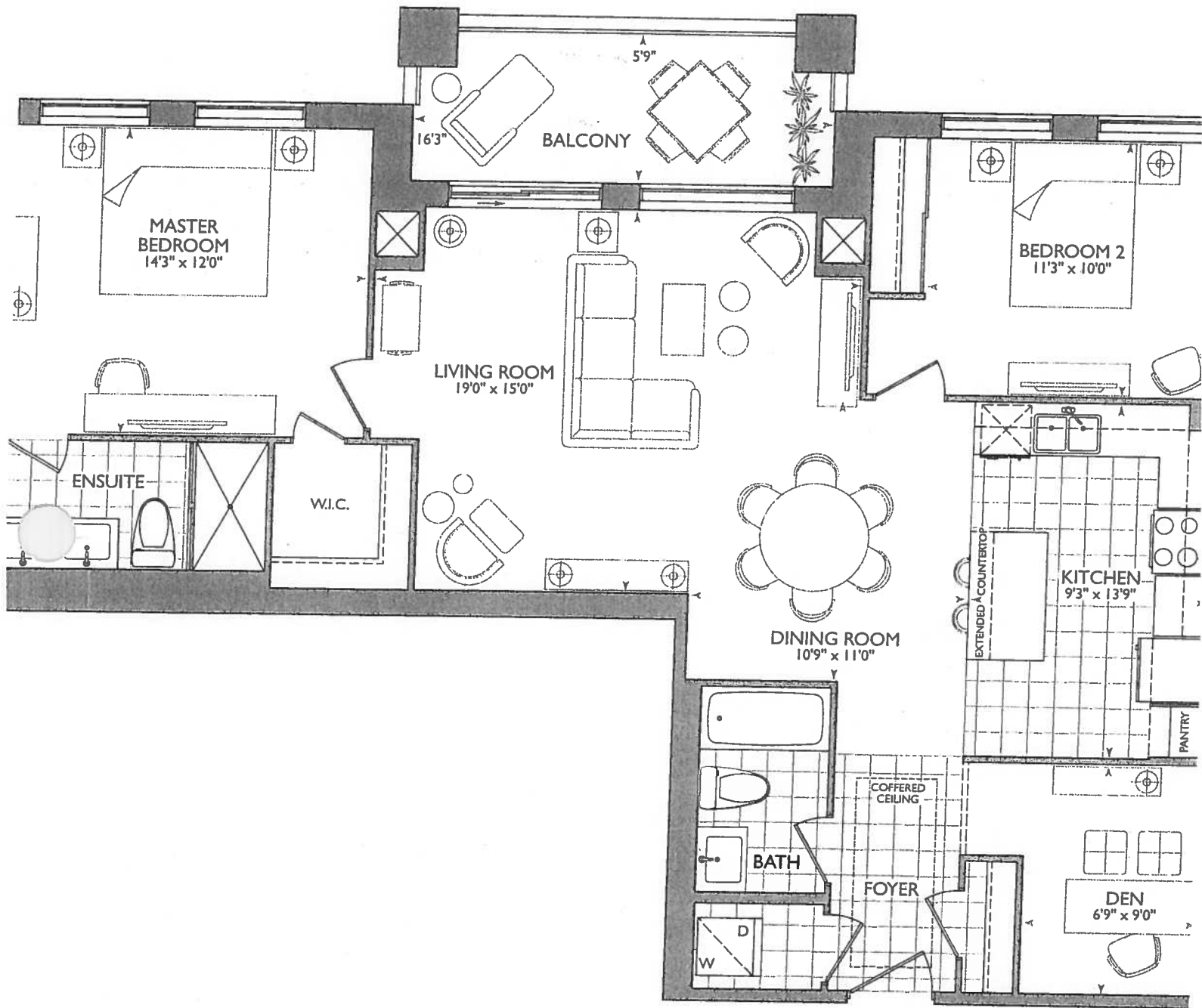


Laurel

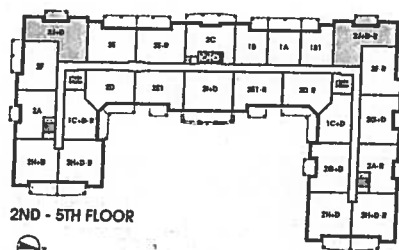
ORIGINAL UNIT *

SUITE 305

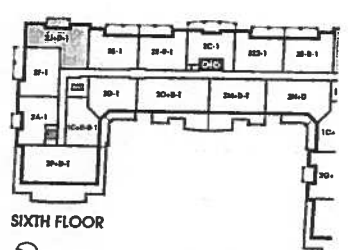
1,230 SQ FT *plus* 91 sq. ft. of balcony area



GROUND FLOOR



2ND - 5TH FLOOR



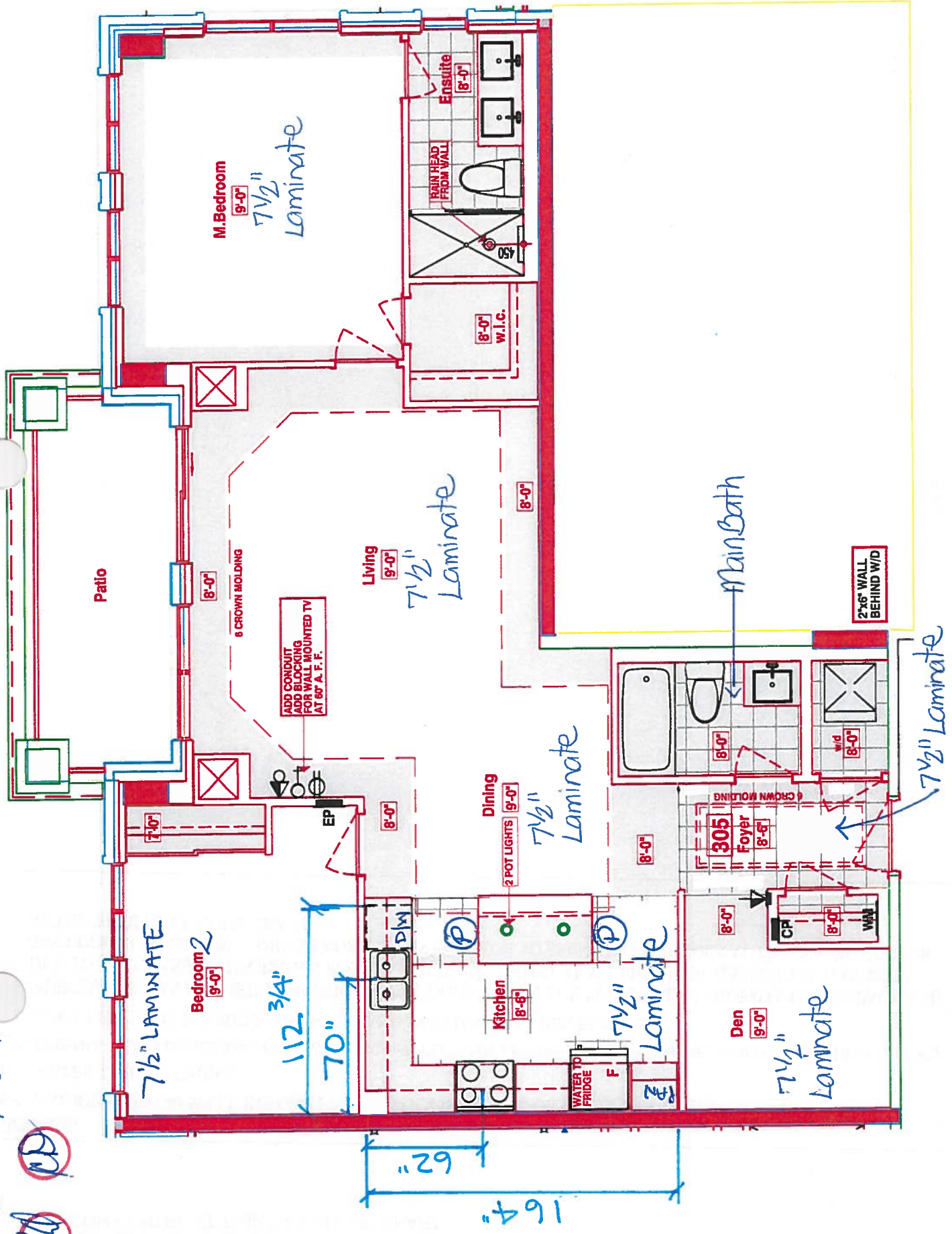
SIXTH FLOOR












KITCHEN

- 2x = POTS OVER ISLAND
- 2x = PLUGS ISLAND.
- UPG # 2 - Appliance PACKAGE
- 4x = Puck LIGHTS
- MAIN + ENSUITE RAISED VANITY 36 1/4" + 3" SPLASH.



LEGEND:

	SECURITY PANEL
	ELECTRICAL PANEL
	COMMUNICATION PANEL
	WATER METER
	FRIDGE
	DROPPED AREA
	6" CROWN MOLDING

SUITES 305 - LAUREL

■ Royal Pine Homes ■ 25 Baker Hill Blvd - Stouffville, ON ■ Dec 18, 2017

RECEIVED
DEC 18 2017



Book
SITE COPY

CONSTRUCTION SUMMARY

Hampton Place

PURCHASERS: COLLEEN M. DANCE and PHILIP E. DANCE

TEL: RES.: 905-479-9001 BUS.: 647-702-5364

LOT NUMBER	PHASE	HOUSE TYPE	CLOSING DATE
305	1	LAUREL	26-Sep-18

Offer Worksheet	TANDEM PARKING SPACE IN LIEU OF SINGLE PARKING SPACE Note:
Offer Worksheet	PURCHASER TO RECEIVE \$10,000(INCLUDES APPLICABLE TAXES) WORTH OF UPGRADES AT THE DECOR CENTER AT TIME OF COLOUR CHART. Note:
Offer Upgrade	RAINHEAD FROM WALL IN MASTER ENSUITE, FROM VENDORS SAMPLES Note:
Offer Upgrade	WATER LINE TO FRIDGE Note:
Offer Upgrade	CONDUIT AND BLOCKING FOR WALL MOUNTED TV IN LIVING ROOM (60 INCHES ABOVE FINISHED FLOOR) Note:
Offer Upgrade	2 POT LIGHTS, IF POSSIBLE, ABOVE ISLAND IN KITCHEN AS PER SKETCH Note:
Offer Upgrade	PURCHASER HAS APPLIED \$4746 (INCLUDING TAXES) FROM THE PURCHASERS \$10,000 UPGRADE PACKAGE DUE TO PURCHASE OF UPGRADES FROM INVOICE 286 DATED JULY 5,2017. PURCHASER NOW HAS \$5254 (INCLUDING TAXES)REMAINING FROM BONUS PACKAGE TO SPEND IN UPGRADES AT THE Note:



SITE COPY

CONSTRUCTION SUMMARY

Hampton Place

PURCHASERS: COLLEEN M. DANCE and PHILIP E. DANCE

TEL: RES.: 905-479-9001 BUS.: 647-702-5364

LOT NUMBER	PHASE	HOUSE TYPE	CLOSING DATE	
305	1	LAUREL	26-Sep-18	

Date Added: 18-Dec-17 Invoice Number: 7060

1 - CLARIFICATION; REFER TO APAS;
BUNGROOM - Standard electrical outlet to be installed at standard height beside conduit pipe Additional electrical outlet to be installed beside
it pipe & standard cable rough-in Approx. 60" AFF (See Attached Sketch)
Note: As per Vince at Head-Office

1 - FOYER & KITCHEN - Install Standard Laminate Flooring throughout Foyer and Kitchen in lieu of standard porcelain tiles. (See Sketch)
Note:

1 - KITCHEN & BATHROOMS - SEE QUALITY TOPS & KITCHENS FOR ALL KITCHEN & BATHROOMS UPGRADES / LAYOUTS.
(Upgrade Package #1) (See Attached QTK Paperwork)
Note:

1 - KITCHEN - Install Standard Granite Countertop - BIANCO ANTICO - To be installed throughout kitchen, where applicable. (does not include
granite backsplash) (See Sketch)
Note:

1 - KITCHEN - COUNTERTOP EDGING - Install UPGRADE " I " EDGING - To be installed throughout kitchen countertop, where applicable. (See
Sketch)
Note:

1 - DISCLAIMER - GRANITE COUNTERTOP;
KITCHEN - Due to the many variables that can affect the pattern, colour and/or design and "pitting" of natural products, granite installed will not be
identical to the samples displayed.
Note: Every effort is made to provide granite countertops as close as possible but the vendor is not responsible for results which differ
from the sample displayed. All countertop surfaces may have seams, and product pattern and shade can change in areas containing
seams.

1 - DISCLAIMER - STONE COUNTERTOP;
KITCHEN - Stone slabs vary in size & all seams are visible & the fabricator reserves the right to position the seams as necessary.
Note:

1 - KITCHEN - Kitchen Sink - Install Standard Undermount Sink - BLANCO Horizon Plus U2 Undermount Sink (8") - Model # 401234
Note:

1 - KITCHEN - Kitchen Faucet - Install Standard Faucet - DELTA Chrome Pull-Out Kitchen Fuacet (Single Hole) - Model # 469LF - Chrome
Note:

1 - APPLIANCE PACKAGE - Install Upgrade Appliance Package - UPGRADE PACKAGE # 2 - To be installed throughout suite, where applicable.
(See Sketch)
Note:

1 - CLARIFICATION;
MAIN BATH & MASTER ENSUITE - Install RAISED VANITY HEIGHTS at Main Bath and Master Ensuite Vanities, where applicable. (See
Attached QTK Paperwork)
Note:

1 - CLARIFICATION;
BATH & MASTER ENSUITE - Install Standard 3" Splash throughout Main Bath and Master Ensuite Vanity Countertops, where applicable.
(Sketch)
Note:

1 - DISCLAIMER - STONE COUNTERTOP;
MAIN BATH & MASTER ENSUITE - Stone slabs vary in size & all seams are visible & the fabricator reserves the right to position the seams as
necessary.
Note:



SITE COPY

CONSTRUCTION SUMMARY

Hampton Place

PURCHASERS: COLLEEN M. DANCE and PHILIP E. DANCE

TEL: RES.: 905-479-9001 BUS.: 647-702-5364

LOT NUMBER	PHASE	HOUSE TYPE	CLOSING DATE	
305	1	LAUREL	26-Sep-18	

Date Added: 18-Dec-17

Invoice Number: 7060

1 - CLARIFICATION;
MASTER ENSUITE - CLARIFICATION - REFER TO APAS;
MASTER ENSUITE - Install Rain Shower Head from Wall at Master Ensuite Shower Stall - DELTA - Shower Trim and Hansgrohe Slide Bar with
Handheld and Ceiling Mount Showerhead
Note: Model # R10000 / T13020-CDN/27454002 / 277440 / RP52382 / RP46870 / RP6025 / R11000 / T11800 - Chrome (See Sketch)

1 - CLARIFICATION;
MAIN BATH & MASTER ENSUITE - Install Standard Plumbing Fixtures throughout Main Bath and Master Ensuite, where applicable. (See Sketch)
Note: **See Below Items for Upgrade Toilets at; Main Bath and Master Ensuite**

1 - MAIN BATH - TOILET - Install Upgrade Toilet - CONTRAC - CALI Elongated One Piece Toilet - Model # 4710-BOVU - White (See Sketch)
Note:

1 - MASTER ENSUITE - TOILET - Install Upgrade Toilet - CONTRAC - CALI Elongated One Piece Toilet - Model # 4710-BOVU - White (See Sketch)
Note:

1 - CLARIFICATION;
MASTER ENSUITE - Purchaser accepts & acknowledges the standard glass at master ensuite shower stall will NOT touch the ceiling and will receive a
Standard Chrome Header. (See Sketch)
Note:

1 - BONUS PACKAGE - PURCHASER HAS APPLIED \$5,254.00 (Includes Taxes) WORTH OF UPGRADE PROMOTIONAL PACKAGE
TOWARDS THE PURCHASE OF UPGRADE COMPLETED AT THE DECOR CENTRE.
Note:

1 - PURCHASER HAS ATTENDED A COLOR APPOINTMENT AT THE DECOR CENTRE AND HAS DECLINED ANY ADDITIONAL
UPGRADES. Purchaser accepts and acknowledges that there will be no further changes/additions/deletions to be made upon signing on December
18,2017
Note:

1 - PURCHASER AWARE AND ACCEPTS THAT ANY CHANGES MADE TO UPGRADES AFTER SIGNING THIS PURCHASERS EXTRA
FORM ARE SUBJECT TO A MINIMUM ADMINISTRATION FEE OF \$1,000 PLUS A 10% HOLDBACK FEE.
Note:

This Document is Extremely Time Sensitive - Printed 16 Feb 18 at 13:57





* INTERIOR COLOR SCHEME *

Purchasers		Decor Consultant	Model Type	Telephone Res. / Bus	Project	Closing Date	Unit
COLLEEN M. DANCE & PHILIP E. DANCE		Melissa Di Martino	LAUREL	(905) 479-9001 / (647) 702-5364	Hampton Place	26/09/2018	305

Page 1 of 3

Flooring		Wall Tile		
Description		Main	Accent/Insert	Pattern
✓ 13x13 RUSTIC GREY (STD)	✓	8x10 GOLF GRIGIO (STD)	NONE	NONE
✓ 13x13 RUSTIC GREY (STD)	✓	8x10 GOLF GRIGIO (STD)	NONE	NONE
N/A		N/A	N/A	N/A
✓ 7 1/2" TorleysForest-NorthernCordillera 9687P(UPG)	✓	12x12 TwilightMocha GlassMosaics (STD)	NONE	NONE
✓ 7 1/2" TorleysForest-NorthernCordillera 9687P(UPG)	✓	N/A	N/A	N/A
✓ 8x8 BEHRAM PINK (STD)	✓	N/A	N/A	N/A

✓ 7 1/2" TorleysForest -NorthernCordillera 9687P (STD)	
✓ 7 1/2" TorleysForest -NorthernCordillera 9687P (STD)	


✓ 7 1/2" TorleysForest -NorthernCordillera 9687P (STD)	
✓ 7 1/2" TorleysForest -NorthernCordillera 9687P (STD)	


✓ 7 1/2" TorleysForest -NorthernCordillera 9687P (STD)	
✓ 7 1/2" TorleysForest -NorthernCordillera 9687P (STD)	


N/A	


Notes

Page 1 of 3

Consultant: 
Melissa Di Martino

Purchaser: 
COLLEEN M. DANCE

Purchaser: 
PHILIP E. DANCE

Vendor: 
Hampton Place



Purchasers

COLLEEN M. DANCE & PHILIP E. DANCE

Decor Consultant

Melissa Di Marino

Model Type

LAUREL

Telephone Res. / Bus

(905) 479-9001 / (647) 702-5364

Project

Hampton Place

Closing Date

26/09/2018

Unit

305

CABINETS, VANITIES AND COUNTERTOPS

	Style	Countertop	Counter Edge	Handle / Knob
MAIN BATHROOM	CATEGORY 1 - LP LAMINATE - TWILIGHT QT 1022 (STD)	<input checked="" type="checkbox"/> ASPEN TERRA WHITE (STD)	<input checked="" type="checkbox"/> 1" A" EDGE (STD)	B603-SC
MASTER ENSUITE	CATEGORY 2 - MAPLE - CHESTNUT QT 2503 (STD)	<input checked="" type="checkbox"/> ASPEN TERRA WHITE (STD)	<input checked="" type="checkbox"/> 1" A" EDGE (STD)	B603-SC
POWDER ROOM	N/A	N/A	N/A	N/A
KITCHEN / DINETTE	CATEGORY 1 - FIBERBOARD - WHITE QT 1203 (STD)	<input checked="" type="checkbox"/> BIANCO ANTICO GRANITE (STD)	<input checked="" type="checkbox"/> 1" A" EDGE (UPG)	16338-195
LAUNDRY ROOM	N/A	N/A	N/A	N/A

APPLIANCE PACKAGE

Upgrade Package #2

Std 31in Opening

PLUMBING FIXTURES

KITCHEN	
Sink Model	<input checked="" type="checkbox"/> STANDARD
Sink Faucet	<input checked="" type="checkbox"/> STANDARD
TOILETS	
Master Ensuite	<input checked="" type="checkbox"/> UPGRADE - Contrac Cali #4710BOVU
Main Bathroom	<input checked="" type="checkbox"/> UPGRADE - Contrac Cali #4710BOVU
Powder Room	N/A
VANITY FAUCETS	
Master Ensuite	<input checked="" type="checkbox"/> STANDARD
Main Bathroom	<input checked="" type="checkbox"/> STANDARD
Powder Room	N/A
VANITY SINKS	
Master Ensuite	<input checked="" type="checkbox"/> STANDARD
Main Bathroom	<input checked="" type="checkbox"/> STANDARD
Powder Room	N/A
SHOWER STALL / TUBS	
Master Ensuite Shower Stall	<input checked="" type="checkbox"/> STANDARD
Master Ensuite Tub	<input checked="" type="checkbox"/> N/A
Main Bathroom Tub	<input checked="" type="checkbox"/> STANDARD

Trim

Baseboard & Casing	<input checked="" type="checkbox"/> STANDARD
Interior Doors	<input checked="" type="checkbox"/> STANDARD - CARRARA, SMOOTH

Levers ☒ STANDARD
Door Height ☒ STANDARD

Cornice Moulding / Medallion

Foyer	<input checked="" type="checkbox"/> STANDARD - #CTR-611
Living Room	<input checked="" type="checkbox"/> STANDARD - #CTR-611
Dining Room	<input checked="" type="checkbox"/> STANDARD - #CTR-611
Den	NONE
Master Bedroom	NONE
Bedroom 2	NONE
Bedroom 3	N/A

Fireplace

Fireplace	N/A
Location Flooring	N/A
Style	N/A
Finish	N/A
Marble	N/A
Hearth	N/A

MISC. INSTALLATIONS

Ceramic Accessories
(installed by Vendor)
☒ Yes ☐ No

Bathroom Mirrors
(installed by Vendor)
☒ Yes ☐ No

Wire Shelving - Closet
(installed by Vendor)
☒ Yes ☐ No

Paint Throughout

Walls	<input checked="" type="checkbox"/> STANDARD - BIRCH WHITE
Trim	<input checked="" type="checkbox"/> STANDARD - WHITE

SHOWER STALL / TUBS

Master Ensuite Shower Stall	<input checked="" type="checkbox"/> STANDARD
Master Ensuite Tub	<input checked="" type="checkbox"/> N/A
Main Bathroom Tub	<input checked="" type="checkbox"/> STANDARD

Decor Consultant:

Melissa Di Marino

Purchaser:

COLLEEN M. DANCE

Purchaser:

PHILIP E. DANCE

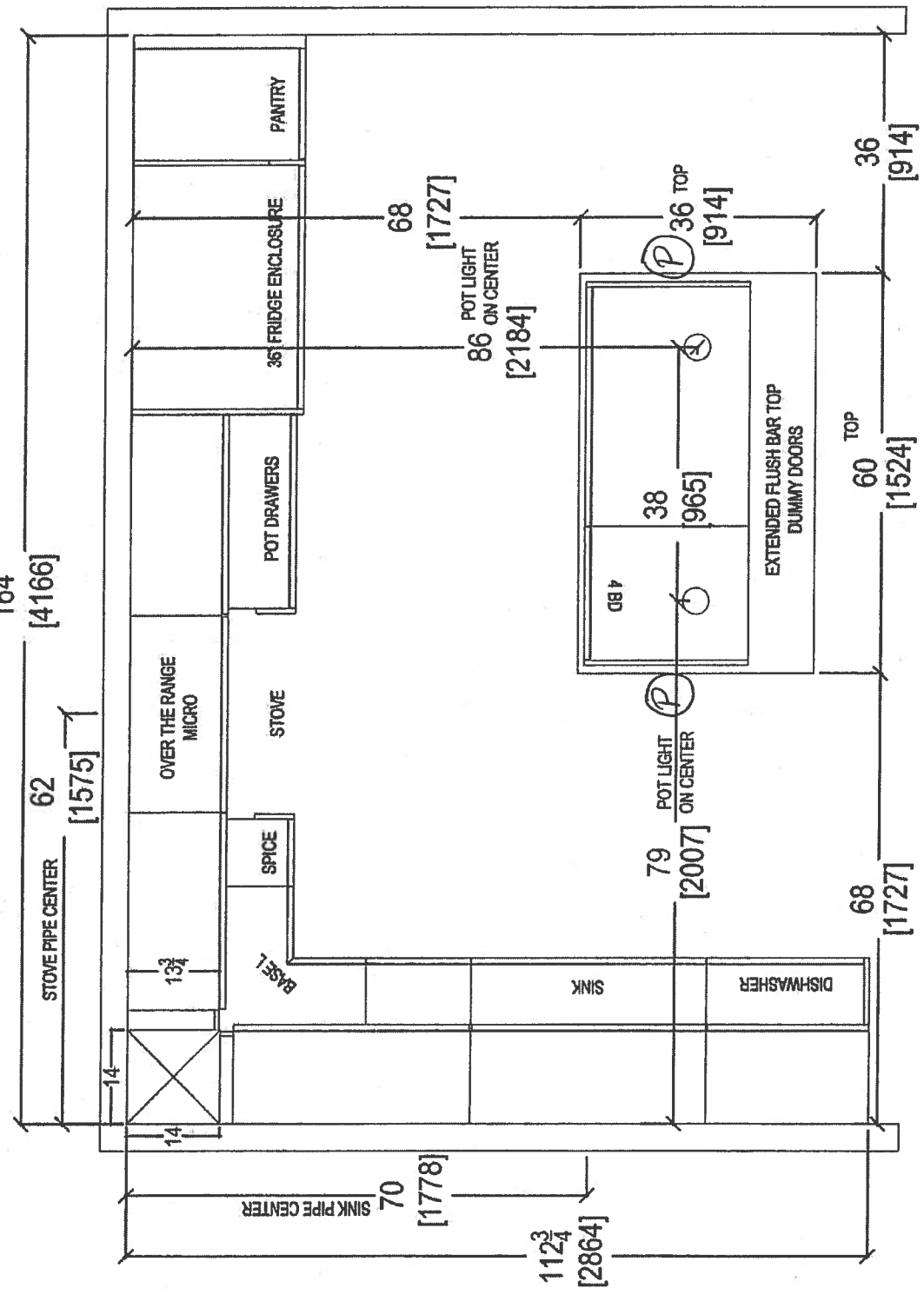
Vendor:

Hampton Place

Suite 305 Hampton

Ⓟ Plug

- 2x = PLUGS ISLAND
- 2x = POTS OVER ISLAND.
- 4x = Puck LIGHTS
- UPG #2 - Appliance Specs
- MAN + ENSUITE
- 36" 1/4" + 3" splash.



80 SANTE DRIVE, VAUGHAN, ON L4K 3C4.
T: 416.746.1811 F: 905.761.5901

CLIENT: ROYAL PINE HOMES		UNIT 305 HMP	ROOM: KITCHEN FLOOR PLAN		DRAWN BY: SK	COMMENTS: PLEASE NOTE ALL DIMENSIONS ARE NOT FINAL AND ARE SUBJECT TO CHANGE UPON FINAL SITE MEASURE	
SITE: HAMPTON PLACE	DOOR STYLE: —	DOOR HANDLE: —	SCALE: 1/2" = 1' - 0"				
PHONE: —	FINISH: —	DRW HANDLE: —	DATE: JAN 10, 2018				
EMAIL: —	SPECIES: —	TOP: —	PAGE: —				

(x4) fuck LIGHTS

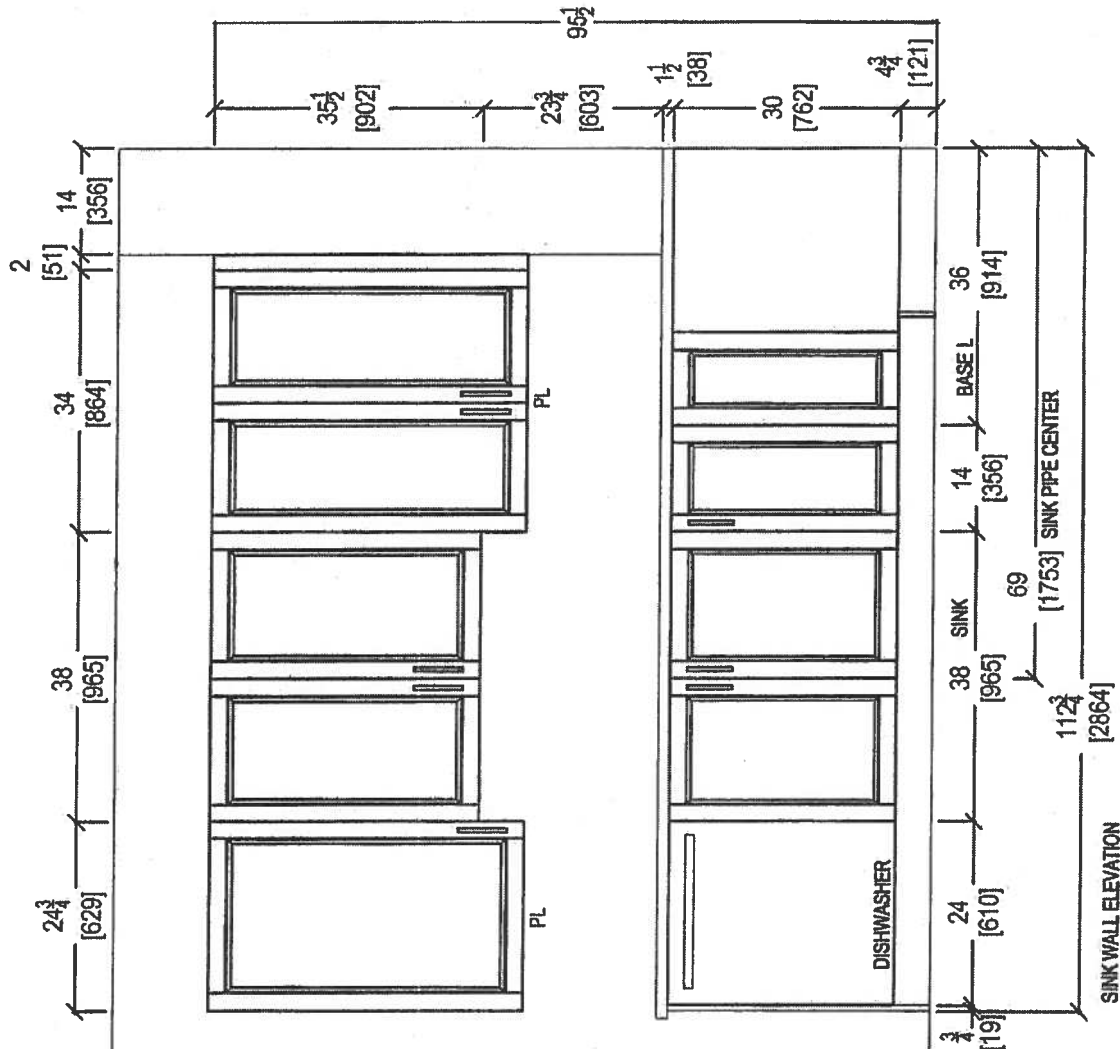


your kitchen. your taste.
80 SANTE DRIVE, VAUGHAN, ON L4K 3C4,
T: 416.746.1811 F: 905.761.5901

COMMENTS:

**PLEASE NOTE ALL DIMENSIONS
ARE NOT FINAL AND ARE
SUBJECT TO CHANGE UPON
FINAL SITE MEASURE**

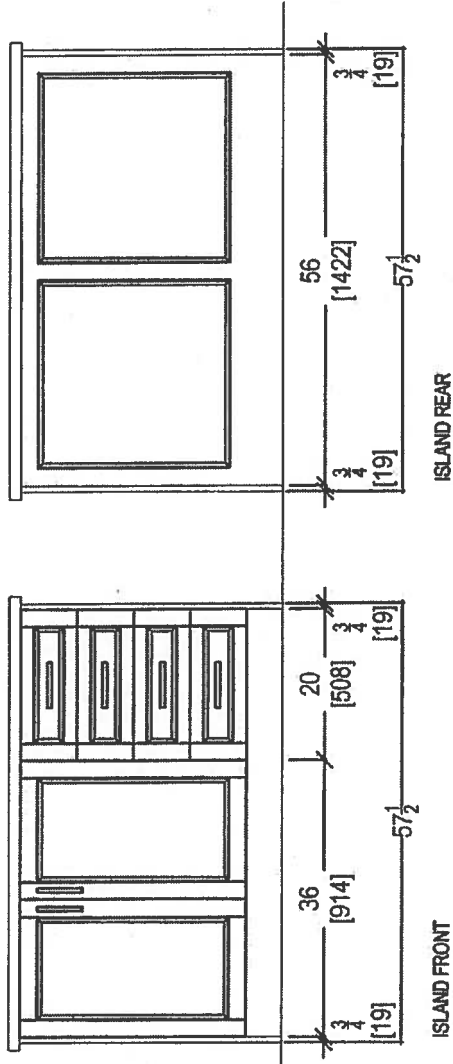
Swite 30 Hampton PL-Back Light (x4)




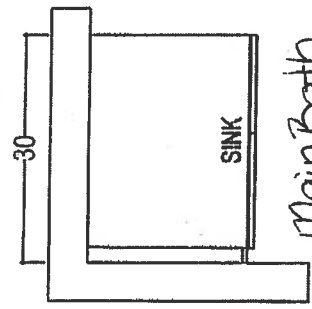
CLIENT: ROYAL PINE HOMES		UNIT 305 HMP	ROOM: KITCHEN	DRAWN BY: SK	COMMENTS: PLEASE NOTE ALL DIMENSIONS ARE NOT FINAL AND ARE SUBJECT TO CHANGE UPON FINAL SITE MEASURE
SITE: HAMPTON PLACE	DOOR STYLE: —	DOOR HANDLE: —	SCALE: 1/2" = 1' - 0"		
PHONE: —	FINISH: —	DRW HANDLE: —	DATE: JAN 10, 2018		
EMAIL: —	SPECIES: —	TOP: —	PAGE: . —		



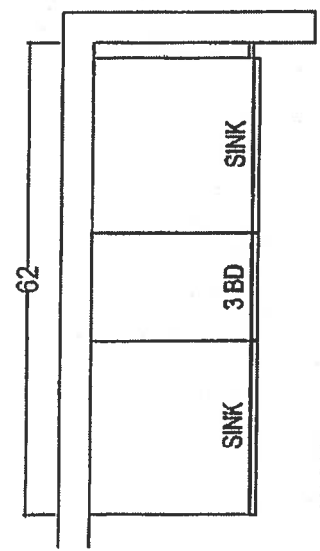
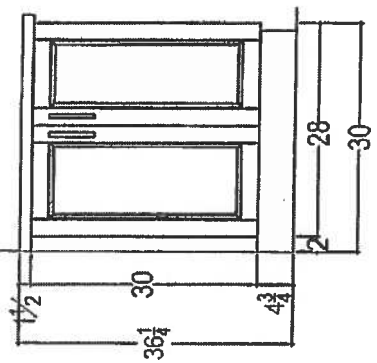
your kitchen, your taste.
80 SANTE DRIVE, VAUGHAN, ON L4K 3C4,
T: 416.746.1811 F: 906.761.5901



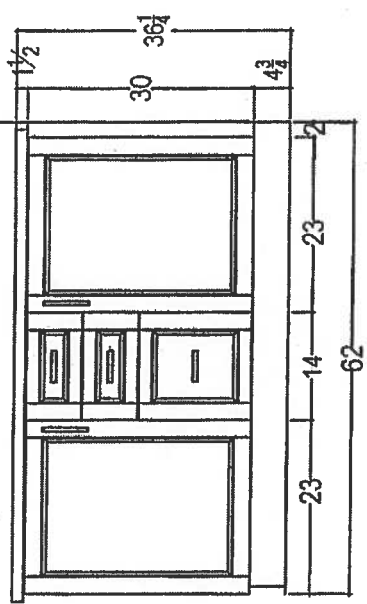
 <i>your kitchen, your taste</i> 80 SANTE DRIVE, VAUGHAN, ON L4K 3C4. T: 416.748.1811 F: 905.761.5901	CLIENT: ROYAL PINE HOMES		UNIT 305 HMP	ROOM: KITCHEN	DRAWN BY: SK		COMMENTS: PLEASE NOTE ALL DIMENSIONS ARE NOT FINAL AND ARE SUBJECT TO CHANGE UPON FINAL SITE MEASURE
	SITE: HAMPTON PLACE		DOOR STYLE: —	DOOR HANDLE: —	SCALE: 1/2" = 1' - 0"		
	PHONE: —		FINISH: —	DRW HANDLE: —	DATE: JAN 10, 2018		
	EMAIL: —		SPECIES: —	TOP: —	PAGE: —		



Main Bath
*Raised Height



MASTER ENSUITE
*Raised Height




your kitchen your life.
80 SANTE DRIVE, VAUGHAN, ON L4K 3C4,
T: 416.746.1811 F: 905.761.5901

CLIENT: ROYAL PINE HOMES		LAUREL 2.0-D UPGRADE PKG 1		ROOM: VANITIES		DRAWN BY: SK		COMMENTS: PLEASE NOTE ALL DIMENSIONS ARE NOT FINAL AND ARE SUBJECT TO CHANGE UPON FINAL SITE MEASURE	
SITE:	HAMPTON PLACE	DOOR STYLE:	---	DOOR HANDLE:	---	SCALE:	1/2" = 1' - 0"		
PHONE:	---	FINISH:	---	DRW HANDLE:	---	DATE:	AUG 4, 2017		
EMAIL:	---	SPECIES:	---	TOP:	---	PAGE:	---		

KRFC302ESS

22 cu.ft. 36-Inch Width Counter Depth French Door Refrigerator
with Interior Dispense



KRFC302ESS

Key Features:

- ExtendFresh™ Temperature Management System
- Interior Water Dispenser
- Professionally-Inspired Design
- Produce Preserver
- Humidity-Controlled Crispers
- FreshChill™ Temperature-Controlled Full-Width Pantry
- Pull-Out Tri-Level Freezer Drawer
- SatinGlide® System
- LED Lighting
- Star-K Certified
- Automatic Ice Maker
- Max Cool

INSIDEADVANTAGE™



<http://www.insideadvantage.com>

Product Dimensions:

Height: 72
Width: 35 3/4
Depth: 30 1/4

Electrical Requirements:

15 Amps.

Available In:

- ☒ Stainless Steel
- ☒ Black
- ☐ White

Upgrade
Package 2

MADE IN
AMERICA

Because Whirlpool Corporation policy includes a continuous commitment to improve our products, we reserve the right to change materials and specifications without notice. We also reserve the right to discontinue or transition products without notice.

® reg. Registered trademark/™ Trademark of Whirlpool U.S.A. © 2013 Whirlpool Corporation. All Rights Reserved. All other trademarks are owned by their respective companies.

Created On: Wednesday, April 22, 2015 15:51:04

Suite 305
Hampton

Upgrade
Package 2


PD CD

KSEB900ESS

KitchenAid

36-Inch 5-Element Electric Convection Slide-In
Range with Baking Drawer

<http://www.kitchenaid.com>



Key Features:

- Baking Drawer
- Even-Heat™ True Convection
- Wireless Probe
- Steam Rack
- 7.1 Cu Ft. Total Capacity
- 5 Cooking Elements Including a Warm Zone
- EasyConvect™ Conversion
- FIT Guarantee
- Aqualift®
- Glass Touch Controls
- Side Trim Accessory Kit

Product Dimensions:

Height: 36

Width: 29 7/8

Electrical Requirements:

40 Amps.

Additional Information:

Use And Care Guide

[Dimension Guide](#)

[Installation Guide](#)

[Warranty Certificate](#)

Available in:

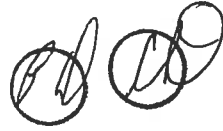
- Black
- Stainless Steel
- White

INVESTED
IN
AMERICA

ADA
Compliant

©Registered trademark/TM Trademark of Whirlpool, U.S.A. © 2013 Whirlpool Corporation. All Rights Reserved.
All other trademarks are owned by their respective companies.
Because Whirlpool Corporation policy includes a continuous commitment to improve our products, we reserve the right to change materials and specifications without notice. We also reserve the right to discontinue or transition products without notice.
Manufacturer's Suggested Retail Price (MSRP) and Minimum Advertised Price (MAP) provided for reference purposes only. Dealer alone determines advertised and retail prices.
Created On: Tuesday, December 22, 2015 14:04:50

Suite 305 Upgrade Hampton Package 2



KMHP519ESS

1200-Watt Convection Microwave with High-Speed
Cooking - 30"

KitchenAid®

<http://www.kitchenaid.com>

Key Features:

- High-Speed Cooking
- Convection Cooking
- Professionally-Inspired Design Including Handle, Badge, Graphics, Chrome Chamfer.
- Cookshield Finish
- Crispwave™ Technology and Crisper Pan
- 1200 Watts Power
- 1.9 Cu. Ft. Capacity
- Halogen Cavity Lights and Task Light
- Steam Cleaning Function
- Keep Warm Function
- Sound-Based Popcorn Function

Product Dimensions:

Height: 17 1/8

Width: 30

Depth: 17

Electrical Requirements:

15.


Additional Information:

[Use And Care](#)

[Dimension Guide](#)

[Installation Guide](#)

[Warranty](#)



Available In:

 Stainless Steel

®Registered trademark/TM Trademark of Whirlpool, U.S.A. ©2018 Whirlpool Corporation All Rights Reserved All other trademarks are owned by their respective companies.

Because Whirlpool Corporation policy includes a continuous commitment to improve our products, we reserve the right to change materials and specifications without notice. We also reserve the right to discontinue or transition products without notice.

Manufacturer's Suggested Retail Price (MSRP) and Minimum Advertised Price (MAP) provided for reference purposes only. Dealer alone determines advertised and retail prices.

Suite 305 Upgrade Hampton Package 2




KDTM354ESS

KitchenAid®

dBA Dishwasher with Clean Water Wash System

<http://www.kitchenaid.com>



Key Features:

- Clean Water Wash System
- ProScrub® Option
- Professionally-Inspired Design
- Advanced ProDry™ System
- ProWash™ Cycle
- SatinGlide® Max Rails (Upper Rack)
- Sliding Tines in the Lower Rack
- 2 Rows Fold-Down Tines in Upper Rack
- Fold-Down Tines in the Lower Rack
- 2 Fold-Down Cup Shelves with Integrated Stemware Holders
- Utility Basket (Upper Rack)
- Express Wash

Product Dimensions:

Height: 34 1/2

Width: 23 7/8

Depth: 24 3/4

Electrical Requirements:

15 Amps.

Additional Information:

[Use And Care Guide](#)

[Dimension Guide](#)

[Installation Guide](#)

[Energy Guide](#)

[Warranty Certificate](#)

Available in:

● Stainless Steel

INVESTED
IN
AMERICA

®Registered trademark/TM Trademark of Whirlpool, U S A. © 2013 Whirlpool Corporation All Rights Reserved.
All other trademarks are owned by their respective companies.
Because Whirlpool Corporation policy includes a continuous commitment to improve our products, we reserve the right to change materials and specifications without notice. We also reserve the right to discontinue or transition products without notice.
Manufacturer's Suggested Retail Price (MSRP) and Minimum Advertised Price (MAP) provided for reference purposes only. Dealer alone determines advertised and retail prices.
Created On: Friday, March 04, 2016 16:36:55

Suite 305
Hampton

Upgrade
Package 2




WED85HEFC

Whirlpool®

4 cu. ft. Electric Dryer with Quick Dry Cycle

<http://www.whirlpool.com>



Key Features:

- Advanced Moisture Sensing System
- Tap Touch Controls with Memory
- EcoBoost™ Option
- Steam Refresh Cycle
- Wrinkle Shield™ Option
- Quad Baffles
- 7.4 Cu. Ft. Capacity
- Undercounter Installation
- ENERGY STAR® Qualified
- Sanitize Cycle
- Quick Dry Cycle

Product Dimensions:

Height: 39
Width: 27
Depth: 31

Additional Information:

[Use And Care Guide](#)
[Dimension Guide](#)
[Installation Guide](#)
[Warranty Certificate](#)

INVESTED
IN
AMERICA



®Registered trademark/TM Trademark of Whirlpool, U.S.A. © 2016 Whirlpool Corporation. All Rights Reserved
All other trademarks are owned by their respective companies
Because Whirlpool Corporation policy includes a continuous commitment to improve our products, we reserve the right to change materials and specifications without notice. We also reserve the right to discontinue or transition products without notice
Manufacturer's Suggested Retail Price (MSRP) and Minimum Advertised Price (MAP) provided for reference purposes only. Dealer alone determines advertised and retail prices
Created On: Thursday, March 23, 2017 17:33:37

Suite 305
Hampton

Upgrade
Package 2


 

WFW85HEFC

 **Whirlpool®**

<http://www.whirlpool.com>

4.5 cu. ft. Front Load Washer with TumbleFresh™
option



Key Features:

- TumbleFresh™ Option
- ColorLast™ Cycle
- Presoak Option
- EcoBoost™ Option
- Precision Dispense
- Steam Clean Option
- Adaptive Wash Technology
- Smooth Wave Stainless Steel Wash Basket
- 4.5 cu. ft. Capacity
- Undercounter Installation
- Add-A-Garment
- ENERGY STAR® Certified

Product Dimensions:

Height: 39 3/4

Width: 27

Depth: 33 5/16

Additional Information:

[Use And Care Guide](#)

[Dimension Guide](#)

[Installation Guide](#)


[Energy Guide](#)

[Warranty Certificate](#)

Available in:


- ☒ Chrome Shadow
☐ White

INVESTED
IN
AMERICA

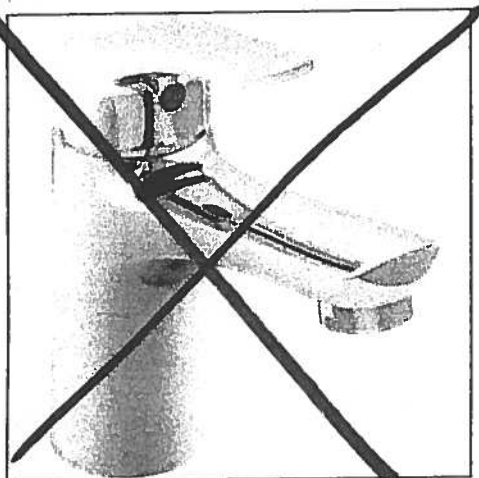


®Registered trademark/TM Trademark of Whirlpool, U.S.A. © 2016 Whirlpool Corporation. All Rights Reserved.
All other trademarks are owned by their respective companies.
Because Whirlpool Corporation policy includes a continuous commitment to improve our products, we reserve the right to change materials and specifications without notice. We also reserve the right to discontinue or transition products without notice.
Manufacturer's Suggested Retail Price (MSRP) and Minimum Advertised Price (MAP) provided for reference purposes only. Dealer alone determines advertised and retail prices.
Created On: Wednesday, December 14, 2016 18:12:43

Standard

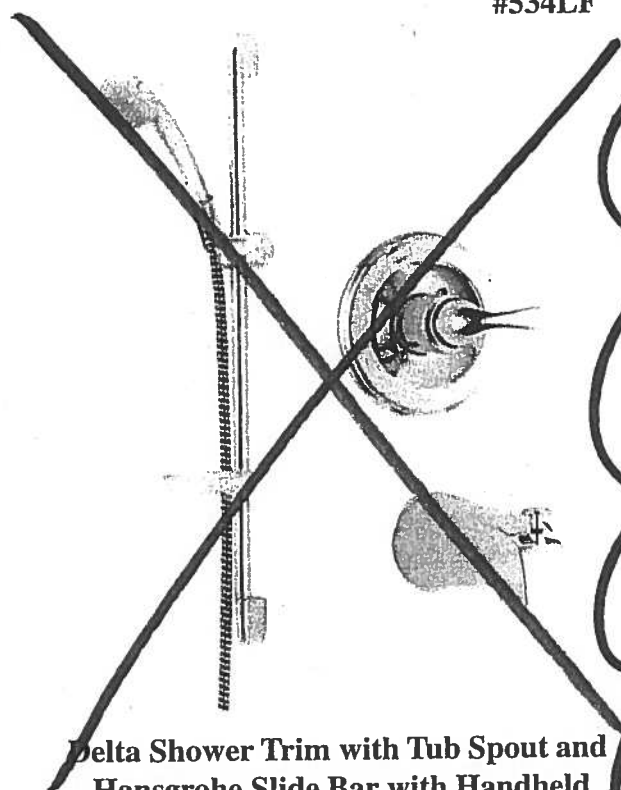


Suite 305
Hampton

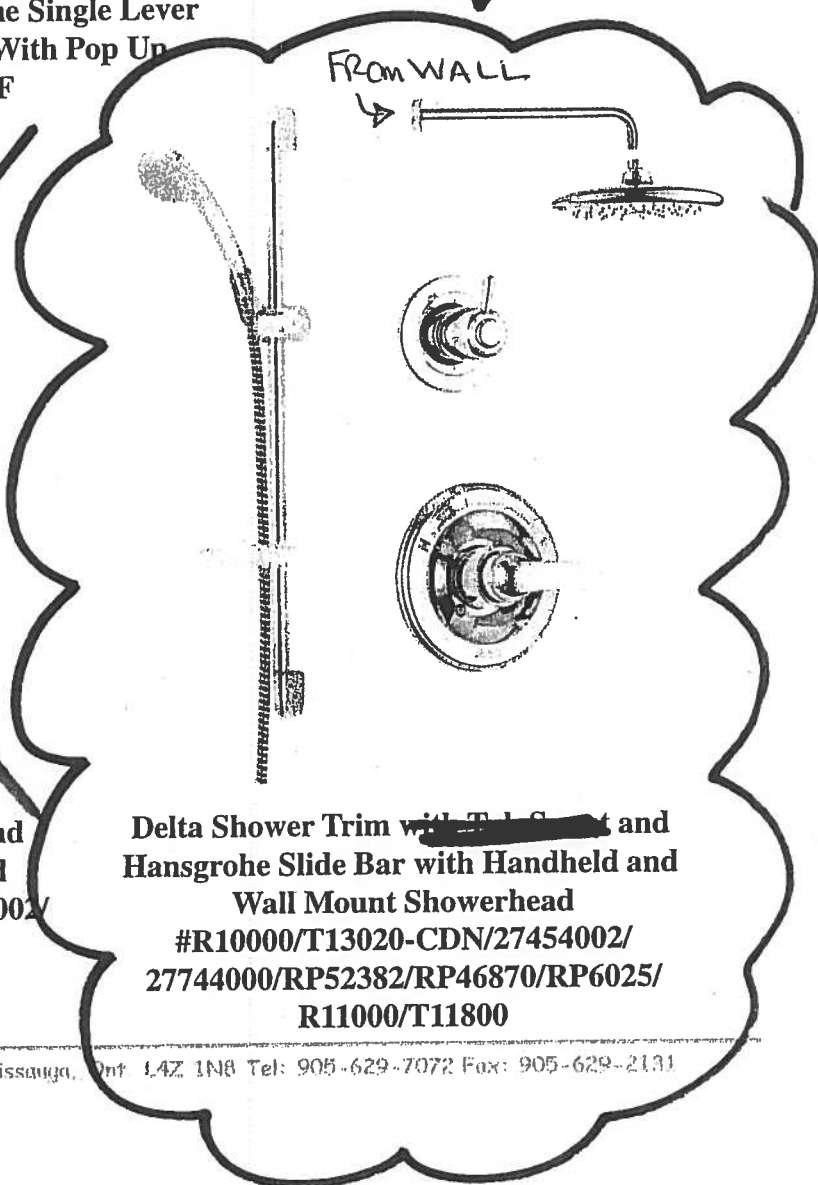


Delta Wynne Chrome Single Lever
Lavatory Faucet With Pop Up
#534LF

Master Ensuite
Shower stall



Delta Shower Trim with Tub Spout and
Hansgrohe Slide Bar with Handheld
#R10000/T13020-CDN/2001-TP/27454002/
27744000



Delta Shower Trim with Tub Spout and
Hansgrohe Slide Bar with Handheld and
Wall Mount Showerhead
#R10000/T13020-CDN/27454002/
27744000/RP52382/RP46870/RP6025/
R11000/T11800

Suite 305 Hampton

• Main Bath • Master Ensuite

CALI®

4.8Lpf / 1.28Gpf 1PC 16⁷/₈" HIGH ELONGATED

- ☐ 4710BOV Lined Tank
- ☐ 4710BOVU Unlined Tank

Product Specs:

- High efficiency toilet
- 4.8Lpf/1.28Gpf
- Elongated bowl with concealed skirted trapway
- Vitreous china
- 16⁷/₈" Plus Height bowl
- Soft white tank lever
- 12" (305mm) Rough-in
- 2" Fully glazed ball pass trapway
- 3" Flapper
- Siphon jet flush action
- Water surface (240mm x 170mm) 9¹/₂" x 6¹/₂"
- Decorative chrome and soft white side caps included
- Smooth close toilet seat included

Overall Dimensions:

392mm (W) x 725mm (D) x 760mm (H)
15¹/₂" (W) x 28¹/₂" (D) x 29³/₄" (H)

Compliance Certifications:

Meets or exceeds the following:

- IAPMO cUPC
- US EPA WaterSense
- ASME A 12.19.2 / CSA B45.1-2013
- ADA Guidelines & ANSI A117.1
- MaP Tested 1000g
- LEED Compliant

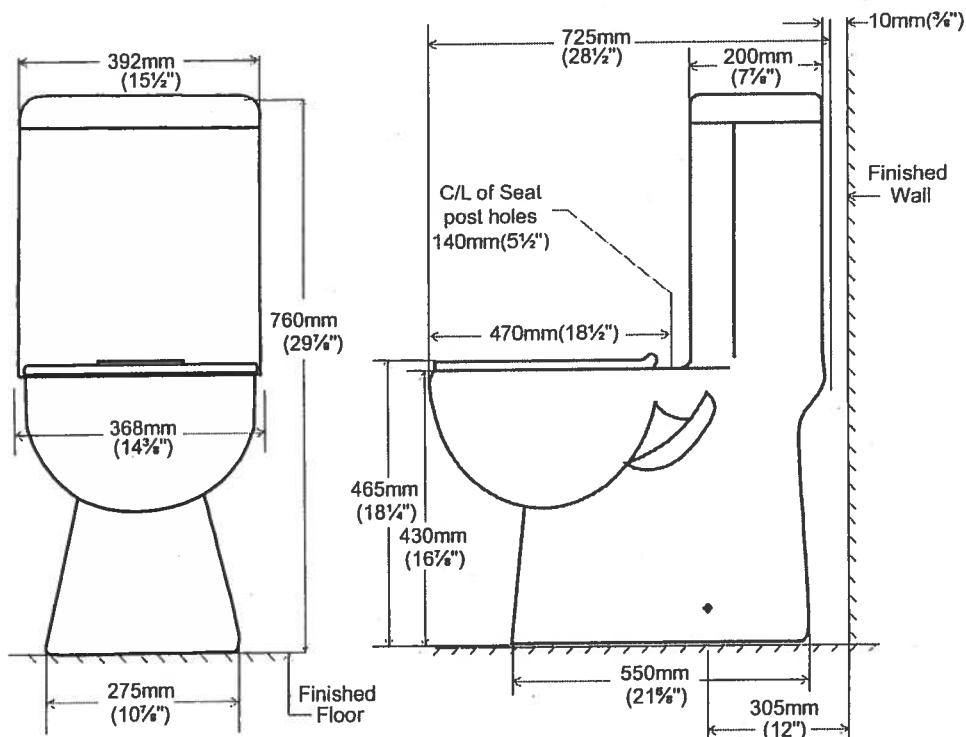
Shipping:

Cube 9.39
GW 92.50lbs



Notes:

This toilet is designed to rough-in at a minimum dimension of 305mm (12") from finished wall to C/L of outlet. Supply line not included with fixture and must be ordered separately.
Important: Dimensions of fixtures are nominal and may vary within the range of tolerances established by ASME standard A112.19.2. These measurements are subject to change or cancellation. No responsibility is assumed for use of superseded or voided pages.
Products are designed to comply ADA/ANSI A117.1 Standard. It shall be the responsibility of the installer to comply with the local disability codes and standards prior to installing the product.



contrac

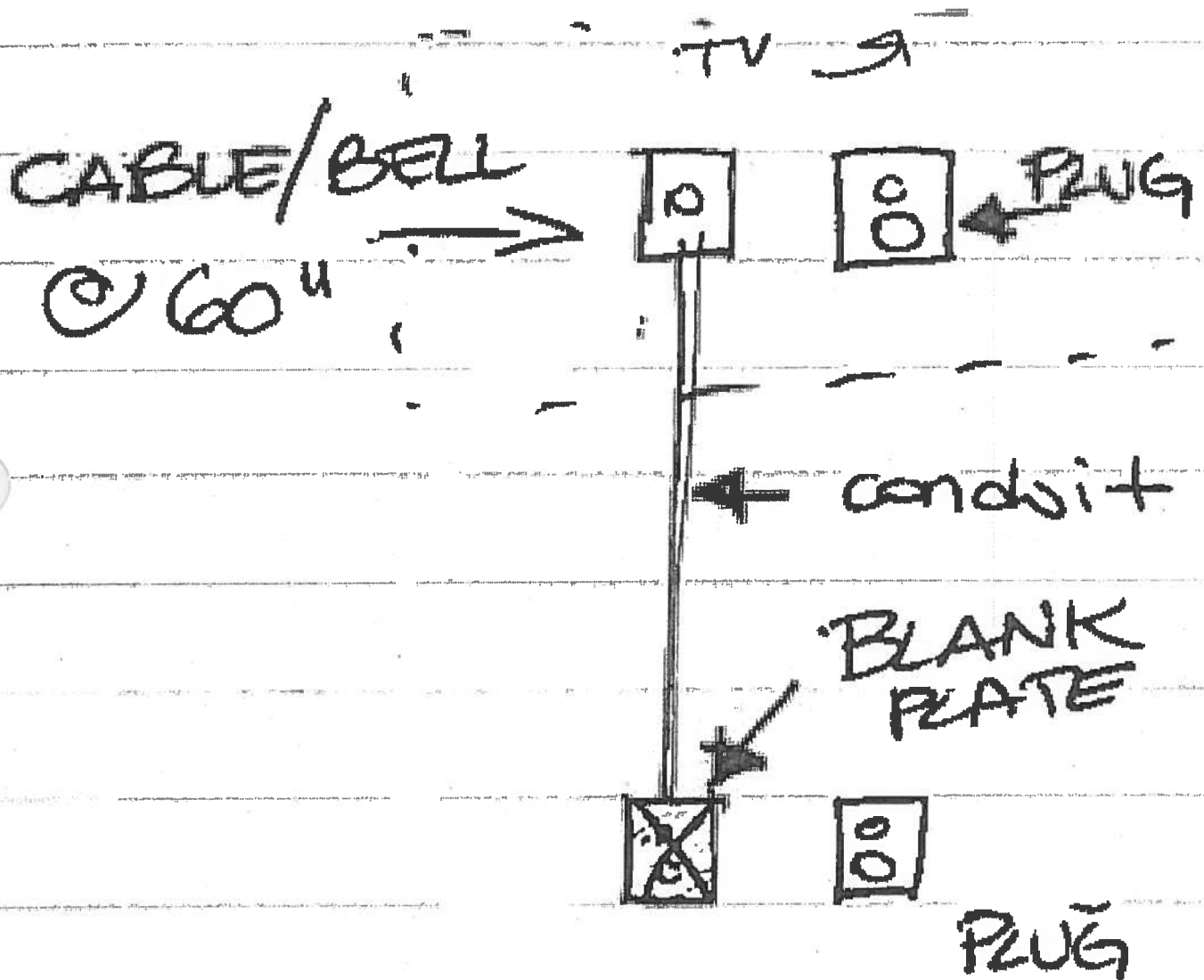
5970 Chedworth Way, Unit A, Mississauga, ON, Canada L5R 3V5
www.contrac.ca

Revised: January 2016

Suite 305 Hampton

Living Room

→ CONDUIT :



Countertop Edges
Suite 305
Hampton

②②

CONNOLLY Marble & Granite Ltd.

EDGE
DETAILS

004

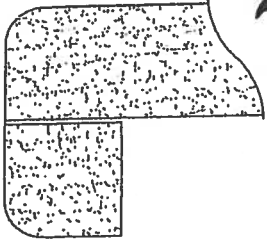
A.



STRAIGHT EDGE
(STANDARD - 3/4")

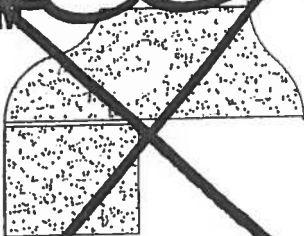
Standard:
Main Bath
Master Ensuite

B.



DOUBLE TOP "D" EDGE
(STANDARD - 1 1/2")

Upgrade:
Kitchen



BEVEL - SQUARE EDGE
(MED./HIGH - 1 1/2")

EDGING UP-GRADE OPTIONS

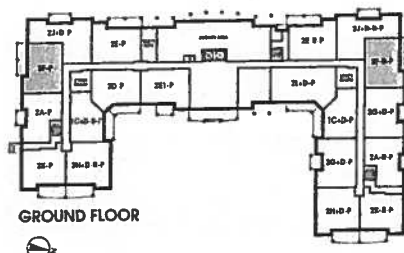
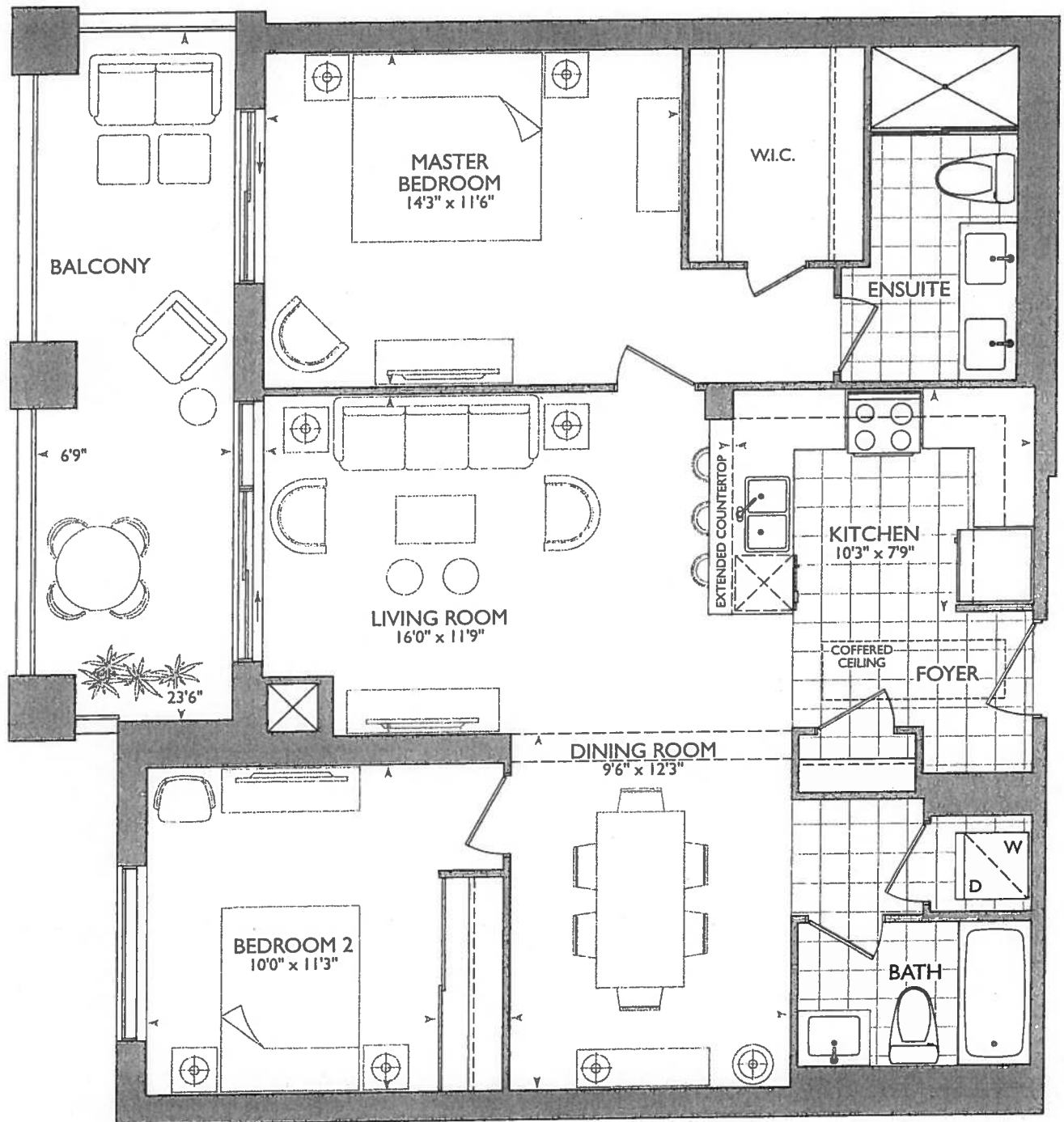


Water Mill

ORIGINAL LAYOUT

SUITE 306

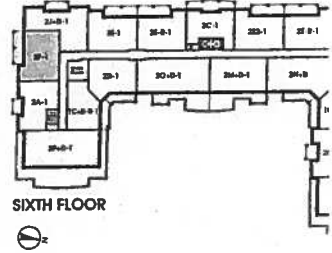
1,080 SQ FT *plus 154 sq. ft. of balcony area*



GROUND FLOOR



2ND - 5TH FLOOR



SIXTH FLOOR



November 29, 2017

~~SA~~

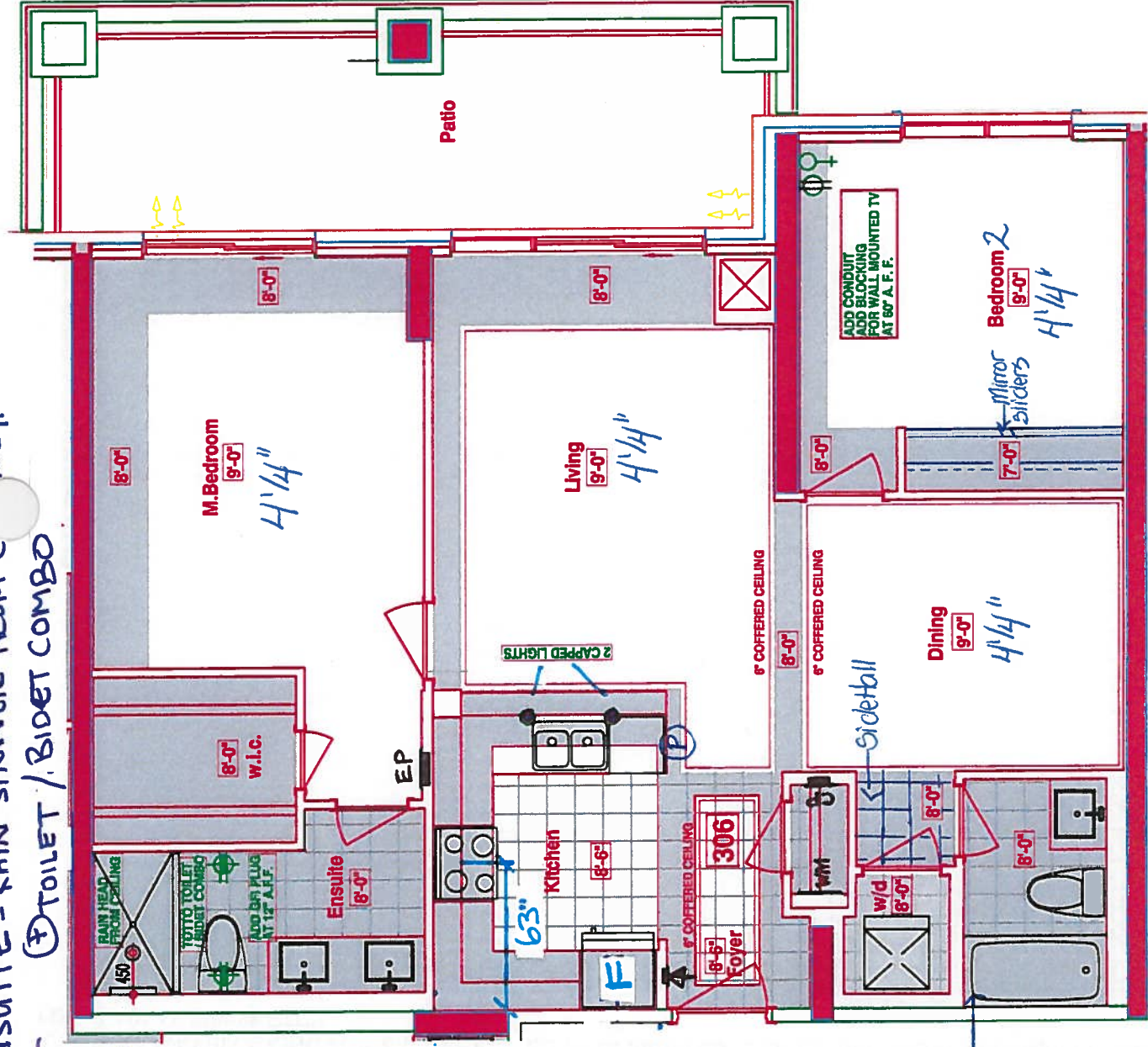
KITCHEN

- (P) = PLUG PENINSULA
- (5x) = PUCK LIGHTS
- 63" STOVE PIPE CENTER
- 120" SINK PIPE CENTER
- (2x) = CAPPED PENDANT LIGHTS OVER PENINSULA

• UPG #1 - APPLIANCE PACKAGE

• MAIN + ENSUITE
RAISO VANITIES
36 1/4" (P)
3" SPLASH

ENSUITE = RAIN SHOWER FROM C.N.G.
(P) TOILET / BIDET COMBO



Main Bath + Master Ensuite:
Delete Mirror
Delete Accessories

* ENSUITE FRAMELESS
GLASS UP TO CILING

LEGEND:	
	SECURITY PANEL
	ELECTRICAL PANEL
	COMMUNICATION PANEL
	WATER METER
	FRIDGE
	DROPPED AREA
	6" CROWN MOLDING



CONSTRUCTION SUMMARY
Hampton Place

PURCHASERS: THOMAS V. DONOHUE and IRENE DONOHUE
TEL: RES.: 705-429-0644

LOT NUMBER	PHASE	HOUSE TYPE	CLOSING DATE	
306	1	WATER MILL	26-Sep-18	

Offer Workshee	NO EXTRAS BEING PURCHASED WITH THIS AGREEMENT OF PURCHASE & SALE Note:
Upgrade	PURCHASER TO RECEIVE \$10,000(INCLUDES APPLICABLE TAXES) WORTH OF UPGRADES AT THE DECOR CENTER AT TIME OF COLOUR CHART. Note:
Offer Upgrade	VENDOR ACKNOWLEDGES THAT A CENTRALIZED WATER SOFTENING SYSTEM WILL BE INSTALLED IN THE BUILDING. Note:
Offer Upgrade	TOILET/BIDET COMBINATION INCLUDES GFI ELECTRICAL OUTLET 12 INCHES OFF THE FLOOR , AS PER VENDORS STANDARD SAMPLES Note:
Offer Upgrade	RAINHEAD FROM CEILING IN MASTER ENSUITE SHOWER , FROM VENDORS STANDARD SAMPLES Note:
Offer Upgrade	ADDITIONAL GFI RECEPTACLE 12 INCHES OFF THE FLOOR IN MASTER BEDROOM ENSUITE ACROSS FROM TOILET AS PER SKETCH Note:
Offer Upgrade	TWO (2) EXTRA CEILING CAPPED OUTLETS ABOVE ISLAND IN KITCHEN, ONE ON EITHER SIDE OF SINK , CENTERED IN BULKHEAD (NOT ON SEPERATE SWITCH) Note:
Offer Upgrade	CONDUIT AND BLOCKING FOR WALL MOUNTED TV IN BEDROOM 2 (60 INCHES ABOVE FINISHED FLOOR) , LOCATION AS PER SKETCH Note:



SITE COPY

CONSTRUCTION SUMMARY
Hampton Place

PURCHASERS: THOMAS V. DONOHUE and IRENE DONOHUE

TEL: RES.: 705-429-0644

LOT NUMBER	PHASE	HOUSE TYPE	CLOSING DATE	
306	1	WATER MILL	26-Sep-18	

Date Added: 29-Nov-17 Invoice Number: 7041

733 - HARDWOOD FLOORING - Install prefinished 4 1/4" x 1/2" Stained Mirage Red Oak Floating Lock Flooring in lieu of builders standard 7 1/2" Laminate Flooring. To be installed at; Living Room, Dining Room, Master Bedroom and Bedroom # 2(See Sketch)

1 - KITCHEN & BATHROOMS - SEE QUALITY TOPS & KITCHENS FOR ALL KITCHEN & BATHROOMS UPGRADES / LAYOUTS (See Attached QTK Paperwork)
Note:

1 - KITCHEN - CABINETRY HARDWARE - Install UPGRADE PACKAGE #1 HARDWARE - STYLE # 527-160 - To be installed throughout kitchen cabinetry, where applicable. (See Sketch)
Note:

1 - KITCHEN - Install 3RD UPGRADE CAESARSTONE COUNTERTOP - 5131 CALACATTA NUVO - To be installed throughout kitchen, where applicable. (does not include granite backsplash) (See Sketch)
Note: Purchaser Paying Difference - Standard Granite Included in APAS

1 - DISCLAIMER - STONE COUNTERTOP;
KITCHEN - Stone slabs vary in size & all seams are visible & the fabricator reserves the right to position the seams as necessary.
Note:

1 - KITCHEN - Kitchen Backsplash - Install 3RD UPGRADE BACKSPLASH - 12x12 ORIENTAL WHITE HERRINGBONE MOSAICS - To be installed throughout kitchen, where applicable. (does not include behind fridge or stove) (See Sketch)
Note:

1 - KITCHEN - Kitchen Sink - Install Standard Undermount Sink - BLANCO Horizon Plus U2 Undermount Sink (8") - Model # 401234

1 - KITCHEN - Kitchen Faucet - Install Standard Faucet - DELTA Chrome Pull-Out Kitchen Faucet (Single Hole) - Model # 469-LF-Chrome
Note:

1 - APPLIANCE PACKAGE - Install Upgrade Appliance Package - UPGRADE PACKAGE #1 - To be installed throughout suite, where applicable. (See Sketch)
Note:

1 - KITCHEN - Install WATER LINE ROUGH-IN ONLY To Fridge at Kitchen (See Sketch)
Note:

1 - CLARIFICATION; REFER TO APAS;
BEDROOM #2 - Standard electrical outlet to be installed at standard height beside conduit pipe Additional electrical outlet to be installed beside conduit pipe & standard cable rough-in Approx. 60" AFF (See Attached Sketch)
Note: As per Vince at Head-Office

30 - MAIN BATH - 1ST UPGRADE - PORCELAIN TILES - 20x20 CALACATA GRIS - To be installed throughout main bath floor. (To be Installed Straight) (See Sketch)
Note: Includes Larger Size

MASTER ENSUITE - 1ST UPGRADE - PORCELAIN TILES - 20x20 CALACATA GRIS - To be installed throughout master ensuite floor. (To be Installed Straight) (See Sketch)
Note: Includes Larger Size

1 - CLARIFICATION;
MAIN BATH & MASTER ENSUITE - Install RAISED VANITY HEIGHTS at Main Bath and Master Ensuite Vanities. (See Attached QTK Paperwork) (See Sketch)
Note:



SITE COPY

CONSTRUCTION SUMMARY

Hampton Place

PURCHASERS: THOMAS V. DONOHUE and IRENE DONOHUE

TEL: RES.: 705-429-0644

LOT NUMBER	PHASE	HOUSE TYPE	CLOSING DATE	
306	1	WATER MILL	26-Sep-18	

Date Added: 29-Nov-17 Invoice Number: 7041

1 - CLARIFICATION;
MAIN BATH & MASTER ENSUITE - Install Standard 3" Splash throughout Main Bath and Master Ensuite Vanity Countertops, where applicable.
(Sketch)

1 - DISCLAIMER - STONE COUNTERTOP;
MAIN BATH & MASTER ENSUITE - Stone slabs vary in size & all seams are visible & the fabricator reserves the right to position the seams as necessary.
Note:

1 - CLARIFICATION - REFER TO APAS;
MASTER ENSUITE - Install Rain Shower Head from Ceiling at Master Ensuite Shower Stall - DELTA - Shower Trim and Hansgrohe Slide Bar with Handheld and Ceiling Mount Showerhead
Note: Model # R10000 / T13020-CDN/27454002 / 277440 / RP52382 / RP46870 / RP6025 / R11000 / T11800 - Chrome (See Sketch)

1 - CLARIFICATION;
MASTER ENSUITE - Install Standard Frameless Glass Enclosure at master ensuite shower stall will Extend Up to TOUCH the ceiling. (See Sketch)
Note: As per Vince at Head-Office
As per Model Suite

1 - CLARIFICATION - REFER TO APAS;
MASTER ENSUITE - Install Upgrade Toilet/Bidet Comination - Toto Carlye II - 1G Connect Toilet with Washlet S300e - Model # MW614574CUFG (Toilet) - Toto Washlet S300e - Model # SW573/SW/574 - White (See Attached Paperwork)
Note: (See Sketch)

1 - CLARIFICATION;
MAIN BATH & MASTER ENSUITE - Install Standard Plumbing Fixtures throughout Main Bath and Master Ensuite, where applicable. (See Sketch)

1 - CLARIFICATION;
MAIN BATH & MASTER ENSUITE - DELETE Do Not Install / Supply / Credit Purchaser for builders standard ceramic bathroom accessories (toilet paper, towel bar & soap dish) throughout all bathrooms where applicable.
Note: To Include; Main Bath & Master Ensuite (See Sketch)

1 - CLARIFICATION;
MAIN BATH & MASTER ENSUITE - DELETE Do Not Install / Supply / Credit Purchaser for builders standard Bathroom Mirrors, throughout all bathrooms, where applicable. To Include; Main Bath and Master Ensuite. (See Sketch)
Note:

1 - BONUS PACKAGE - PURCHASER HAS APPLIED \$10,000.00 (Includes Taxes) WORTH OF UPGRADE PROMOTIONAL PACKAGE TOWARDS THE PURCHASE OF UPGRADES COMPLETED AT THE DECOR CENTRE.
Note:

1 - PURCHASER HAS ATTENDED A COLOR APPOINTMENT AT THE DECOR CENTRE AND HAS DECLINED ANY ADDITIONAL UPGRADES. Purchaser accepts and acknowledges that there will be no further changes/additions/deletions to be made upon signing on November 29,2017
Note:

1 - PURCHASER AWARE AND ACCEPTS THAT ANY CHANGES MADE TO UPGRADES AFTER SIGNING THIS PURCHASERS EXTRA FORM ARE SUBJECT TO A MINIMUM ADMINISTRATION FEE OF \$1,000 PLUS A 10% HOLDBACK FEE.

This Document is Extremely Time Sensitive - Printed 16 Feb 18 at 13:58



* INTERIOR * OUR SCHEME *

Purchasers

THOMAS V. DONOHUE & IRENE DONOHUE

Decor Consultant

Melissa Di Marino

Model Type

WATER MILL

Telephone Res. / Bus

(705) 429-0644 /

Project

Hampton Place

Closing Date

26/09/2018

Unit

306

Page 1 of 3

Wall Tile

Flooring

	Description	Main		
		Accent/Insert	Pattern	
✓	20x20 CALACATA GRIS (STRAIGHT) (UPG)	NONE	NONE	
✓	20x20 CALACATA GRIS (STRAIGHT) (UPG)	NONE	NONE	
	N/A	N/A	N/A	
✓	20x20 CALACATA GRIS (STRAIGHT) (STD)	NONE	NONE	
	20x20 CALACATA GRIS (STRAIGHT) (STD)	N/A	N/A	
	8x8 BEHRAM PINK (STD)	N/A	N/A	
	20x20 CALACATA GRIS (STRAIGHT) (STD)	N/A	N/A	
✓	4 1/4" Mirage Red Oak Graphite (SemiGloss) (UPG)			
✓	4 1/4" Mirage Red Oak Graphite (SemiGloss) (UPG)			
	N/A			
✓	4 1/4" Mirage Red Oak Graphite (SemiGloss) (UPG)			
✓	4 1/4" Mirage Red Oak Graphite (SemiGloss) (UPG)			
	N/A			

Notes

Page 1 of 3

Consultant:

Melissa Di Marino

Purchaser:

THOMAS V. DONOHUE

Purchaser:

IRENE DONOHUE

Vendor:

Hampton Place



* INTERIOR OUR SCHEME *

Purchasers THOMAS V. DONOHUE & IRENE DONOHUE		Decor Consultant Melissa Di Marino	Model Type WATER MILL	Telephone Res. / Bus (705) 429-0644 /	Project Hampton Place	Closing Date 26/09/2018	Unit 306
---	--	---------------------------------------	--------------------------	--	--------------------------	----------------------------	-------------

Page 2 of 3

CABINETRY, VANITIES AND COUNTERTOPS

	Style	Countertop	Counter Edge	Handle / Knob	APPLIANCE PACKAGE
MAIN BATHROOM	<input checked="" type="checkbox"/> CATEGORY 1 - FIBERBOARD - WHITE QT 1203 (STD)	<input checked="" type="checkbox"/> ASPEN TERRA WHITE (STD)	<input checked="" type="checkbox"/> "A" EDGE (STD)	<input type="checkbox"/> 3487-128	Upgrade Package #1
MASTER ENSUITE	<input checked="" type="checkbox"/> CATEGORY 1 - FIBERBOARD - WHITE QT 1203 (STD)	<input checked="" type="checkbox"/> ASPEN TERRA WHITE (STD)	<input checked="" type="checkbox"/> "A" EDGE (STD)	<input type="checkbox"/> 3487-128	
POWDER ROOM	<input type="checkbox"/> N/A	<input type="checkbox"/> N/A	<input type="checkbox"/> N/A	<input type="checkbox"/> N/A	
KITCHEN / DINETTE	<input checked="" type="checkbox"/> CATEGORY 2 - MAPLE - CHESTNUT QT 2503 (STD)	<input checked="" type="checkbox"/> 5131 CalacattaNuvo CaesarStone(Upg)	<input type="checkbox"/> "A" EDGE (STD)	<input type="checkbox"/> 527-160(Upg)	
LAUNDRY ROOM	<input type="checkbox"/> N/A	<input type="checkbox"/> N/A	<input type="checkbox"/> N/A	<input type="checkbox"/> N/A	Std 31in Opening
	<input type="checkbox"/>	<input type="checkbox"/>	<input type="checkbox"/>	<input type="checkbox"/>	
	<input type="checkbox"/>	<input type="checkbox"/>	<input type="checkbox"/>	<input type="checkbox"/>	

PLUMBING FIXTURES

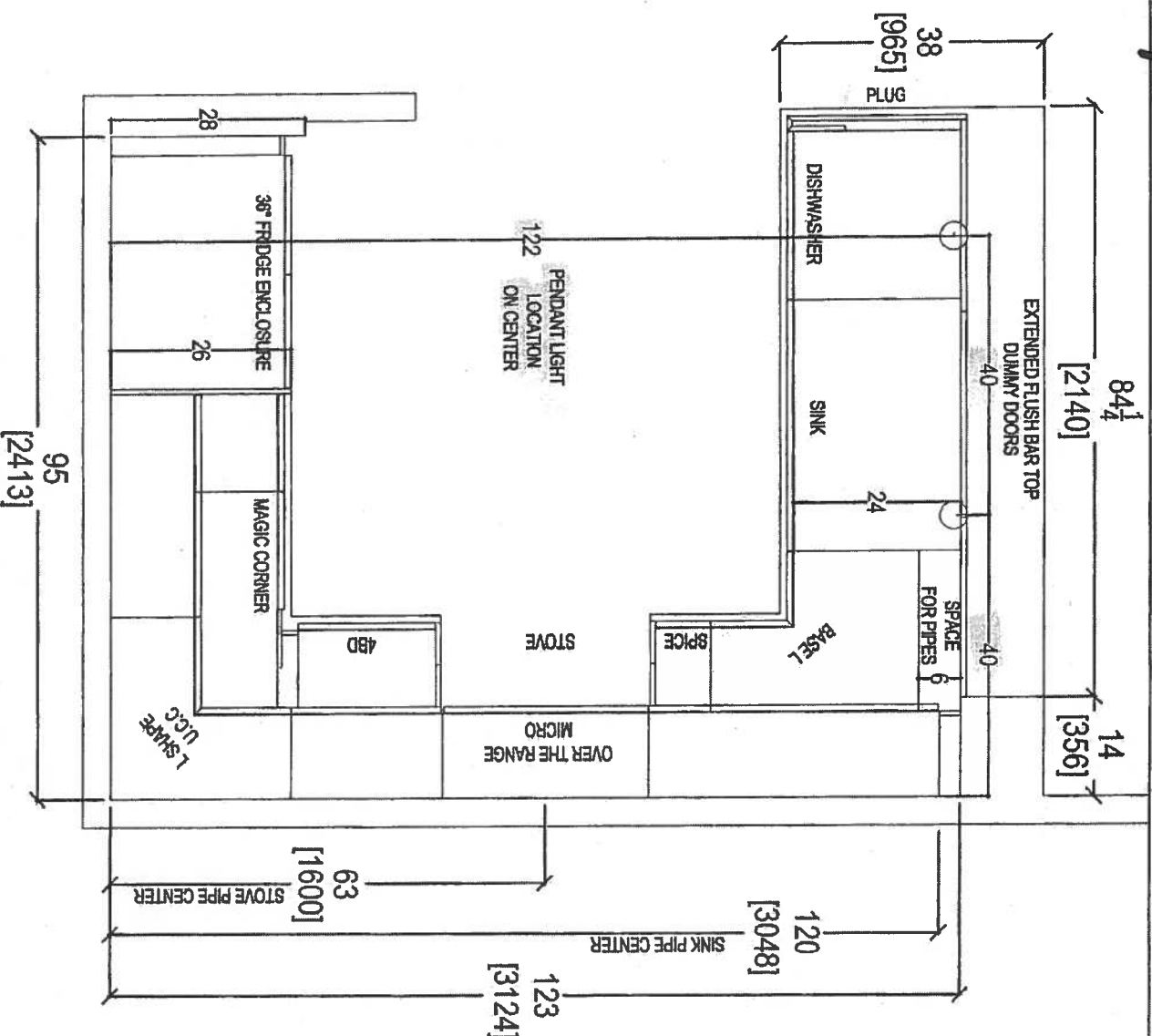
KITCHEN	
Sink Model	<input checked="" type="checkbox"/> STANDARD
Sink Faucet	<input checked="" type="checkbox"/> STANDARD
TOILETS	
Master Ensuite	<input checked="" type="checkbox"/> UPG-Toto Toilet/Bidet Combo (APAS)
Main Bathroom	<input checked="" type="checkbox"/> STANDARD
Powder Room	<input type="checkbox"/> N/A
VANITY FAUCETS	
Master Ensuite	<input checked="" type="checkbox"/> STANDARD
Main Bathroom	<input checked="" type="checkbox"/> STANDARD
Powder Room	<input type="checkbox"/> N/A
VANITY SINKS	
Master Ensuite	<input checked="" type="checkbox"/> STANDARD
Main Bathroom	<input checked="" type="checkbox"/> STANDARD
Powder Room	<input type="checkbox"/> N/A
SHOWER STALL / TUBS	
Master Ensuite Shower Stall	<input type="checkbox"/> STANDARD
Master Ensuite Tub	<input type="checkbox"/> N/A
Main Bathroom Tub	<input checked="" type="checkbox"/> STANDARD

Trim	Baseboard & Casing	STANDARD	Levers	STANDARD
	Interior Doors	<input checked="" type="checkbox"/> STANDARD - CARRARA, SMOOTH	Door Height	STANDARD
Cornice Moulding / Medallion				
Foyer	<input checked="" type="checkbox"/> STANDARD - #CTR-611	Fireplace	N/A	
Living Room	<input checked="" type="checkbox"/> STANDARD - #CTR-611	Location Flooring	N/A	
Dining Room	<input checked="" type="checkbox"/> STANDARD - #CTR-611	Style	N/A	
Den	<input type="checkbox"/> N/A	Finish	N/A	
Master Bedroom	<input type="checkbox"/> NONE	Marble	N/A	
Bedroom 2	<input type="checkbox"/> NONE	Hearth	N/A	
Bedroom 3	<input type="checkbox"/> N/A			
Paint Throughout				
Walls	<input checked="" type="checkbox"/> STANDARD - OYSTER WHITE	Trim	<input checked="" type="checkbox"/> STANDARD - WHITE	

Page 2 of 3

Decor Consultant: Melissa Di Marino Purchaser: Thomas V. Donohue Purchaser: Irene Donohue Vendor: Hampton Place

Suite 306 Hampton



- (P) = PLUG PENINSULA
- (X5) Puck Lights
- (X2) CARPED CEILING LIGHTS OVER PENINSULA
- UPG #1 = APPLIANCE PACKAGE
- * RAISED VANITIES MAIN/ENSUITE
- 36 1/4" + 3" splash.



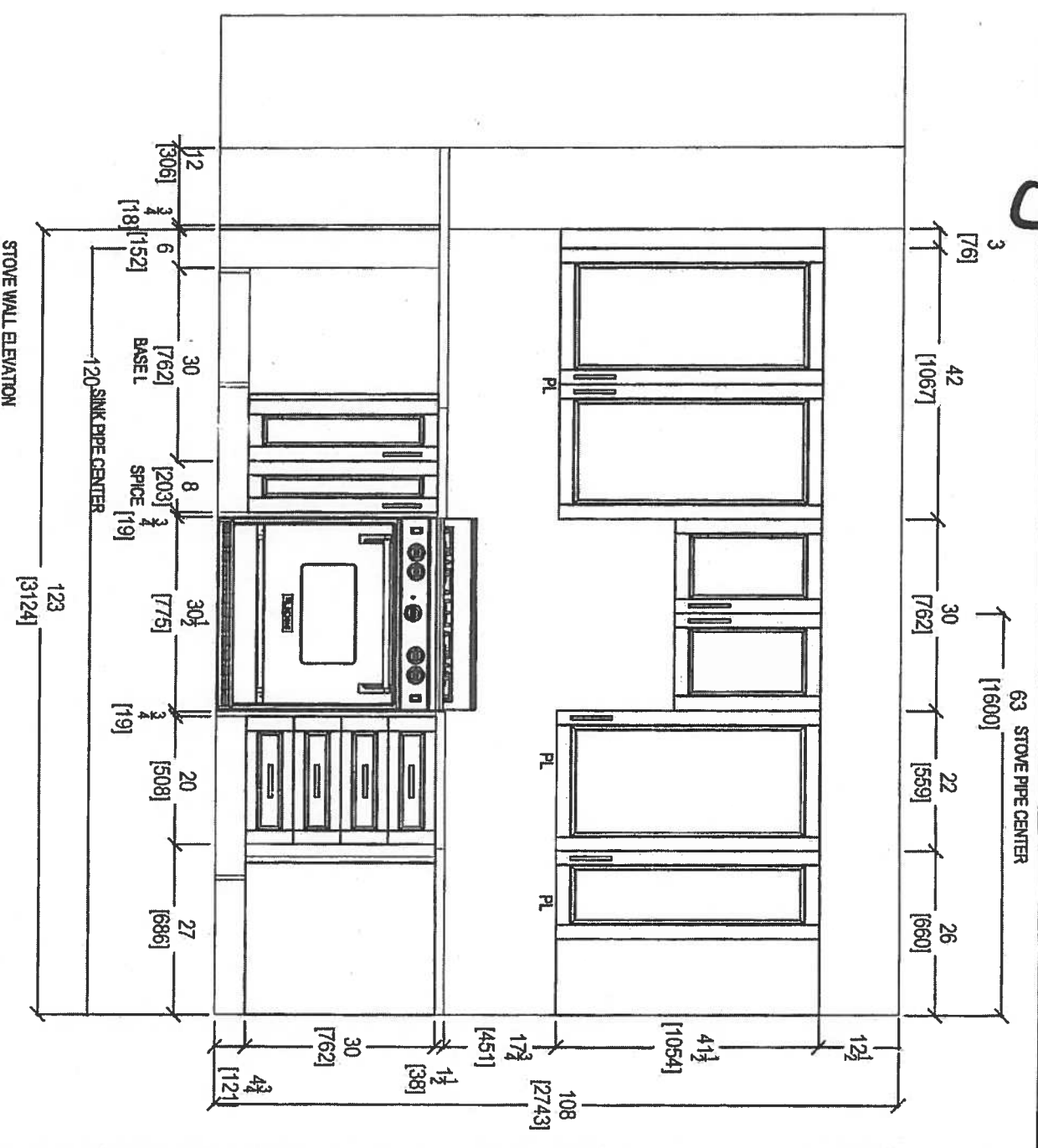
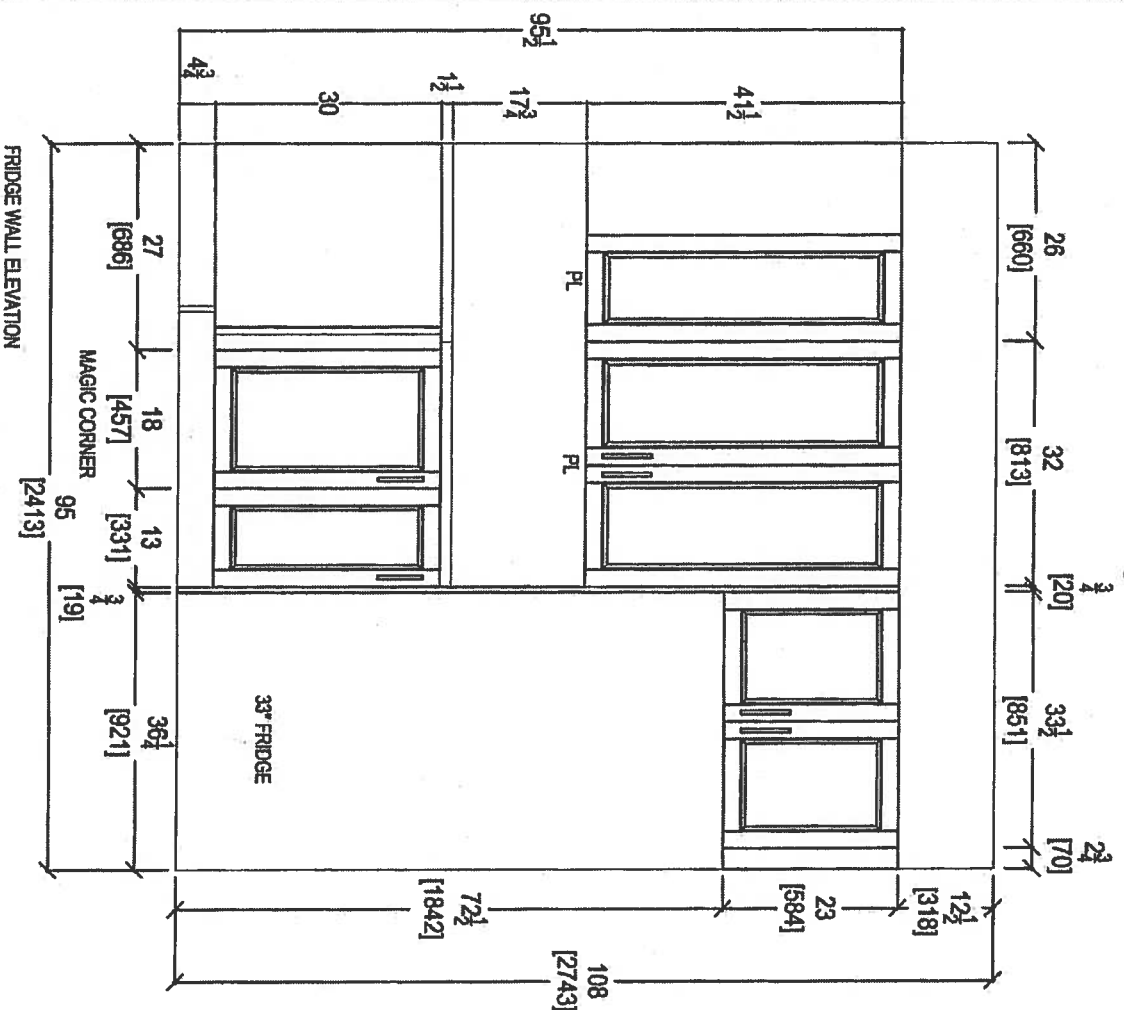
80 SANTE DRIVE, VAUGHAN, ONTARIO L4K 3C4, T: 416.746.1811

CLIENT: ROYAL PINE HOMES	JOB NAME: UNIT 306 HMP	ROOM: KITCHEN FLOOR PLAN	DRAWN BY: SK
SITE: HAMPTON PLACE	DOOR STYLE: —	DOOR HANDLE: —	SCALE: 1/2" = 1'-0"
PHONE: —	FINISH: —	DRW HANDLE: —	DATE: NOV 18, 2017
EMAIL: —	SPECIES: —	TOP: —	PAGE: —

COMMENTS: DEC 5, 2017



10th (x5)



CLIENT: ROYAL PINE HOMES	JOB NAME: UNIT 306 HAM	ROOM: KITCHEN	DRAWN BY: SK	COMMENTS: Dec 5, 2017
SITE: HAMPTON PLACE	DOOR STYLE: —	DOOR HANDLE: —	SCALE: 1/2" = 1' - 0"	
PHONE: —	FINISH: —	DRW HANDLE: —	DATE: DEC 4, 2017	
EMAIL: —	SPECIES: —	TOP: —	PAGE: —	

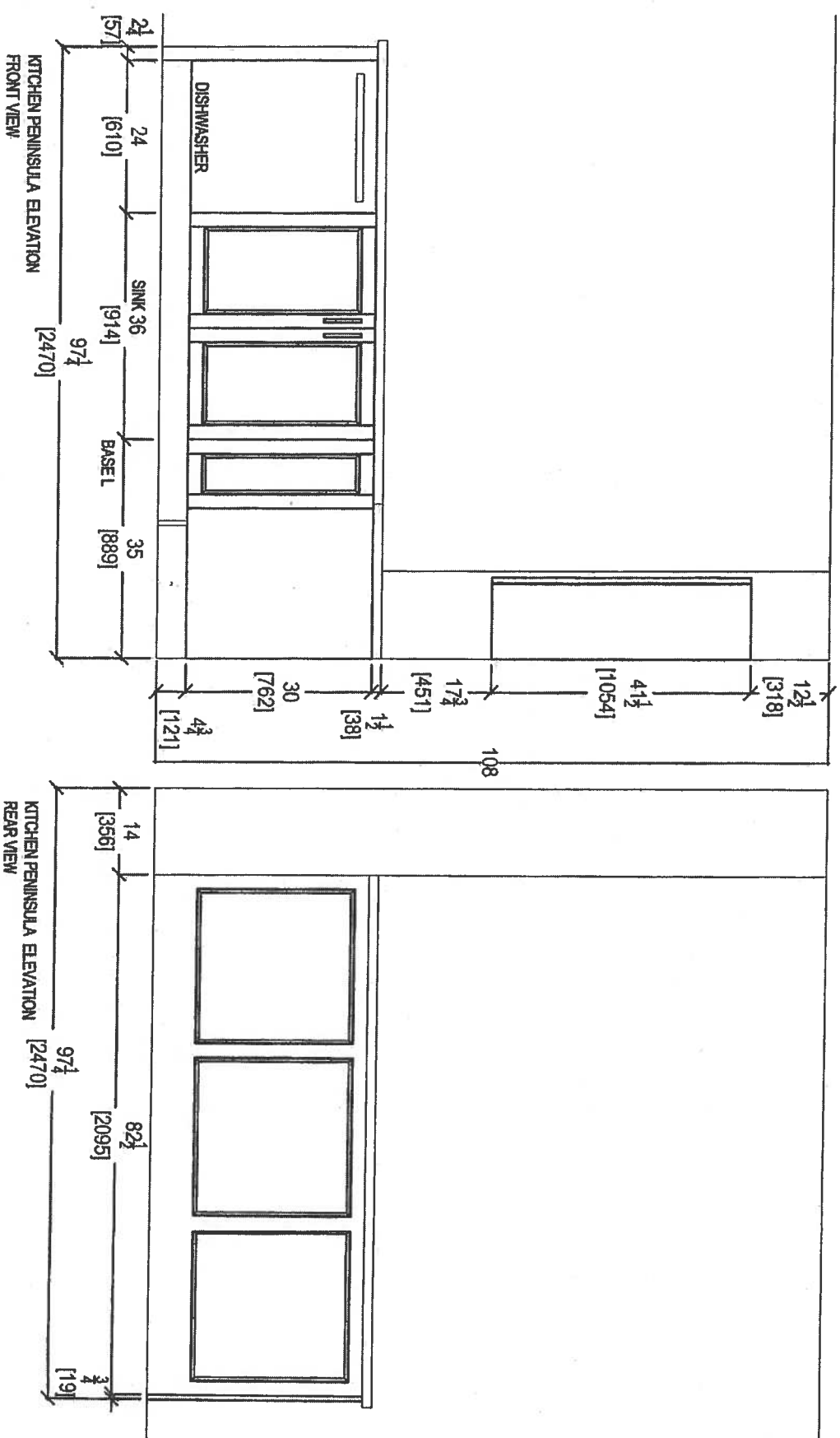


your kitchen, your way.
80 SANTE DRIVE, VAUGHAN, ONT. L4K 3C4,
T: 416.746.1811 F: 416.746.1801

COMMENTS: Dec 5, 2017

00

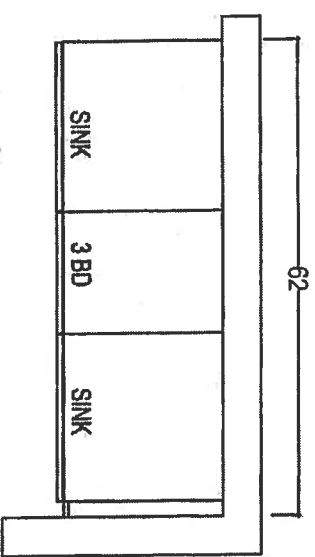
Suite 306 Hampton



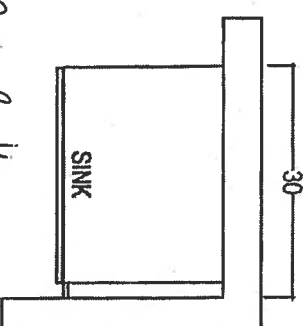
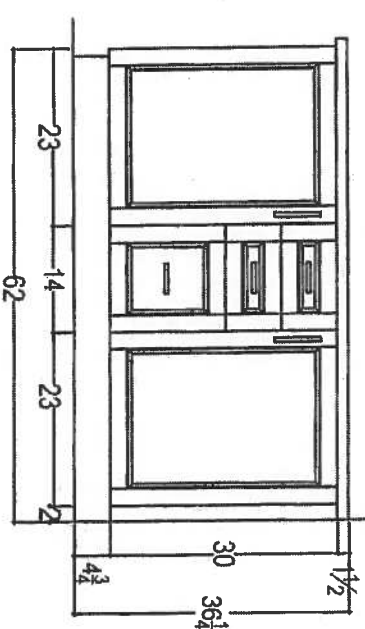
your kitchen, your taste
80 SANTE DRIVE, VAUGHAN, ON L4K 3C4,
T: 416.746.1811 F: 416.746.1812

CLIENT: ROYAL PINE HOMES	JOB NAME: UNIT 306 HMP	ROOM: KITCHEN	DRAWN BY: SK	COMMENTS: Dec 5, 2017
SITE: HAMPTON PLACE	DOOR STYLE: —	DOOR HANDLE: —	SCALE: 1/2" = 1'-0"	
PHONE: —	FINISH: —	DRW HANDLE: —	DATE: DEC 4, 2017	
EMAIL: —	SPECIES: —	TOP: —	PAGE: —	

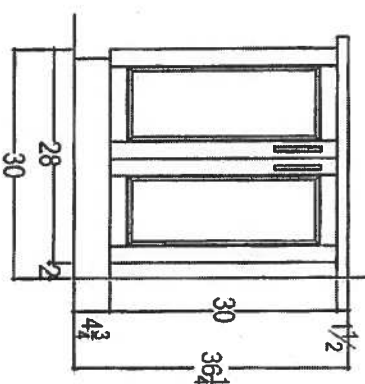
Suite 306 Hampton



MASTER ENSUITE
*Raised Height



Main Bath
*Raised Height



80 SANTE DRIVE, VALE
T: 416.746.1811 L4K 3C4, 5801

CLIENT: ROYAL PINE HOMES	JOB NAME: UNIT 306 HMP	ROOM: VANITIES	DRAWN BY: SK
SITE: HAMPTON PLACE	DOOR STYLE: —	DOOR HANDLE: —	SCALE: 1/2" = 1'-0"
PHONE: —	FINISH: —	DRW HANDLE: —	DATE: DEC4, 2017
EMAIL: —	SPECIES: —	TOP: —	PAGE: —

COMMENTS:

Dec 5, 2017



Suite 306
Hampton

Upgrade
Package I

WRB322DMBM



Whirlpool®

36-inches wide Bottom-Freezer Refrigerator with
SpillGuard™ Glass Shelves - 22 cu. ft

<http://www.whirlpool.com>

Key Features:

- SpillGuard™ Glass Shelves
- Adaptive Defrost / *Factory Installed Ice maker*
- FreshFlow™ Produce Preserver
- LED Interior Lighting
- ENERGY STAR® Qualified

Product Dimensions:

Height: 70

Width: 32 5/8

Depth: 33 3/8

Electrical Requirements:

15


Additional Information:

[Use And Care Guide](#)

[Dimension Guide](#)

[Energy Guide](#)

[Warranty Certificate](#)



INVESTED
IN
AMERICA



©Registered trademark/TM Trademark of Whirlpool, U.S.A. © 2016 Whirlpool Corporation. All Rights Reserved.
All other trademarks are owned by their respective companies.
Because Whirlpool Corporation policy includes a continuous commitment to improve our products, we reserve the right to change materials and specifications without notice. We also reserve the right to discontinue or transition products without notice.
Manufacturer's Suggested Retail Price (MSRP) and Minimum Advertised Price (MAP) provided for reference purposes only. Dealer alone determines advertised and retail prices.
Created On: Tuesday, March 14, 2017 11:30:08

Suite 306
Hampton

Upgrade
Package I


WEE745H0FS



Whirlpool®

6.4 Cu. Ft. Slide-In Electric Range with True
Convection

<http://www.whirlpool.com>



Key Features:

- Frozen Bake™ Technology
- True Convection Cooking
- FlexHeat™ Triple Radiant Element
- Convection Conversion
- AquaLift® Self-Cleaning Technology
- Temperature Sensor
- Rapid Preheat
- 6.4 Cu. Ft. Capacity
- Easy-Wipe Ceramic Glass Cooktop
- Large Oven Window
- Max Capacity Rack
- Hidden Bake Element

Product Dimensions:

Height: 36

Width: 29 7/8

Additional Information:

[Use And Care Guide](#)

[Dimension Guide](#)

[Installation Guide](#)

[Warranty Certificate](#)

INVESTED
IN
AMERICA



©Registered trademark/TM Trademark of Whirlpool, U.S.A. © 2016 Whirlpool Corporation. All Rights Reserved.
All other trademarks are owned by their respective companies.
Because Whirlpool Corporation policy includes a continuous commitment to improve our products, we reserve
the right to change materials and specifications without notice. We also reserve the right to discontinue or
transition products without notice.
Manufacturer's Suggested Retail Price (MSRP) and Minimum Advertised Price (MAP) provided for reference
purposes only. Dealer alone determines advertised and retail prices.
Created On: Friday, January 27, 2017 10:46:47

Suite 306 Hampton Upgrade Package 1



YWMH76719CS



<http://www.whirlpool.com>

1.9 cu. ft. Microwave Hood Combination with
TimeSaver™ Plus True Convection

Key Features:

- TimeSaver™ Plus True Convection Cooking System
- Steam Cooking
- Sensor Cooking
- AccuPop™ Cycle
- CleanRelease® Non-Stick Interior
- SteamClean Option
- Integrated Hidden Vent and Console
- Auto Adapt Fan
- Recessed, Stoppable Glass Turntable
- Universal Microwave Steamer
- 1.9 cu. ft. Capacity
- 1,100 Watts Cooking Power

Product Dimensions:

Height: 17 1/8

Width: 29 15/16

Depth: 18 1/2

Electrical Requirements:

15 or 20. 120 V.

Additional Information:

[Use And Care Guide](#)

[Installation Guide](#)

[Warranty Certificate](#)

Available in:

 Stainless Steel



©Registered trademark/TM Trademark of Whirlpool, U.S.A. © 2013 Whirlpool Corporation All Rights Reserved
All other trademarks are owned by their respective companies.

Because Whirlpool Corporation policy includes a continuous commitment to improve our products, we reserve the right to change materials and specifications without notice. We also reserve the right to discontinue or transition products without notice.

Manufacturer's Suggested Retail Price (MSRP) and Minimum Advertised Price (MAP) provided for reference purposes only. Dealer alone determines advertised and retail prices.

Created On: Monday, March 14, 2016 13:16:48

Suite 306 Hampton Upgrade Package 1

WDTA50SAHZ



Whirlpool®

<http://www.whirlpool.com>

Contemporary Design. Stainless Steel Tub
Dishwasher with TotalCoverage Spray Arm

Key Features:

- Sensor Cycle
- TotalCoverage Spray Arm
- 1-Hour Wash Cycle
- Tap Touch Controls

Product Dimensions:

Height: 34 1/2

Width: 23 7/8

Depth: 24 1/2

Additional Information:


[Use And Care](#)

[Dimension Guide](#)

[Installation Guide](#)

[Energy Guide](#)

[Warranty](#)



Available in:



Black

Fingerprint Resistant Sunset Bronze

Fingerprint Resistant Black Stainless



White

Fingerprint Resistant Stainless Steel

INVESTED
IN
AMERICA




©Registered trademark/TM Trademark of Whirlpool, U.S.A. © 2016 Whirlpool Corporation. All Rights Reserved. All other trademarks are owned by their respective companies.

Because Whirlpool Corporation policy includes a continuous commitment to improve our products, we reserve the right to change materials and specifications without notice. We also reserve the right to discontinue or transition products without notice.

Manufacturer's Suggested Retail Price (MSRP) and Minimum Advertised Price (MAP) provided for reference purposes only. Dealer alone determines advertised and retail prices.

Suite 306 Hampton Upgrade Package I




WFW75HEFW



<http://www.whirlpool.com>

4.5 cu. ft. Front Load Washer with Precision
Dispense



Key Features:

- Precision Dispense
- Adaptive Wash Technology
- Smooth Wave Stainless Steel Wash Basket
- 4.5 cu. ft. Capacity
- ENERGY STAR® Qualified

Product Dimensions:

Height: 39 3/4

Width: 27

Depth: 33 5/16

Electrical Requirements:

15 or 20. 120 V.

Additional Information:

[Use And Care Guide](#)

[Dimension Guide](#)

[Installation Guide](#)

[Energy Guide](#)

[Warranty Certificate](#)

INVESTED
IN
AMERICA



©Registered trademark/TM Trademark of Whirlpool, U.S.A. ©2013 Whirlpool Corporation All Rights Reserved.
All other trademarks are owned by their respective companies.
Because Whirlpool Corporation policy includes a continuous commitment to improve our products, we reserve
the right to change materials and specifications without notice. We also reserve the right to discontinue or
transition products without notice.
Manufacturer's Suggested Retail Price (MSRP) and Minimum Advertised Price (MAP) provided for reference
purposes only. Dealer alone determines advertised and retail prices.
Created On: Wednesday, March 23, 2016 11:51:03

Suite 306 Hampton Upgrade Package 1




YWED75HEFW

7.4 cu. ft. Duet® High Efficiency Front Load Electric
Dryer with ENERGY STAR®

MSRP: \$0.00

Whirlpool®

<http://www.whirlpool.com>



Key Features:

- Advanced Moisture Sensing System
- Quad Baffles
- Tap Touch Controls with Memory
- EcoBoost™ Option
- Wrinkle Shield™ Plus Option
- Undercounter Installation
- 7.4 Cu. Ft. Capacity
- ENERGY STAR® Qualified

Product Dimensions:

Height: 39

Width: 27

Depth: 31

Additional Information:

[Use And Care](#)

[Installation Guide](#)

[Warranty](#)

Available in:

☐ White

INVESTED
IN
AMERICA

ADA
Compliant


©Registered trademark/TM Trademark of Whirlpool, U.S.A. © 2016 Whirlpool Corporation All Rights Reserved. All other trademarks are owned by their respective companies

Because Whirlpool Corporation policy includes a continuous commitment to improve our products, we reserve the right to change materials and specifications without notice. We also reserve the right to discontinue or transition products without notice.

Manufacturer's Suggested Retail Price (MSRP) and Minimum Advertised Price (MAP) provided for reference purposes only. Dealer alone determines advertised and retail prices.




Suite 306
Hampton


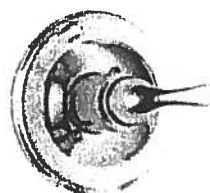


Delta Wynne Chrome Single Lever
Lavatory Faucet With Pop Up
#534LF

Master Ensuite
Shower Stall



Delta Shower Trim with Tub Spout and
Hansgrohe Slide Bar with Handheld
#R10000/T13020-CDN/2001-TP/27454002/
27744000



Delta Shower Trim with ~~Tub Spout~~ and
Hansgrohe Slide Bar with Handheld and
Ceiling ~~Wall~~ Mount Showerhead
#R10000/T13020-CDN/27454002/
27744000/RP52382/RP46870/RP6025/
R11000/T11800

• FROM
CEILING



Suite 306 Hampton

Master Ensuite

TOTO®

MW614574CUFG

Carlyle® II 1G® Connect+™ Toilet, 1.0GPF
with Washlet® S300e Connect+

FEATURES

- Concealed supply connection for seamless installation
- Ultra high-efficiency Tornado Flush™ (1.0GPF/3.8LPF)
- Skirted design
- CeFiONtect™ glaze prevents debris from sticking to ceramic surfaces for easy cleaning
- Universal Height
- Elongated front bowl
- Decorative one-piece design with high-profile tank
- 12" Rough-in, less supply
- Optional 10"; 14" Uni-fit rough-in
- Chrome trip lever
- See Spec sheet SW574T20 for Washlet features

MODELS

- CST614CUFGT20
With CeFiONtect ceramic glaze

REQUIRED WASHLET CONNECT+

- SW574T20 Washlet® S350e Connect+
Fits TOTO Connect+ toilet bowl models only

COLORS/FINISHES

- Standard
#01 Cotton


OPTIONAL ROUGH-IN

- 10" rough-in TSU01W.10R
- 14" rough-in TSU01W.14R

PRODUCT SPECIFICATION

The one-piece ultra high-efficiency Tornado Flush toilet shall be 1.0GPF/3.8LPF. Universal Height Toilet with CeFiONtect glaze finish. Toilet shall have high-profile tank, elongated front bowl and chrome trip lever. Toilet shall be **TOTO Model CST614CUFGT20#01**.

See TOTO Specification sheet **SW574T20** for details on required Washlet.



 **CeFiONtect** **connect+**
 **Tornado Flush** **ewater+**

CODES/STANDARDS

- Meets and exceeds ASME A112.19.2/CSA B45.1
- Certifications: IAPMO(cUPC), EPA WaterSense, State of Massachusetts, City of Los Angeles, and others
- Code compliance: UPC, IPC, NSPC, NPC Canada, and others
- Legislative Compliance: California AB715, California Green Building Code, City of Los Angeles Water Efficiency Ordinance
- ADA compliant (when installed with trip lever located on the approach side)



Suite 306
Hampton

Master Ensuite

MW614574CUFG

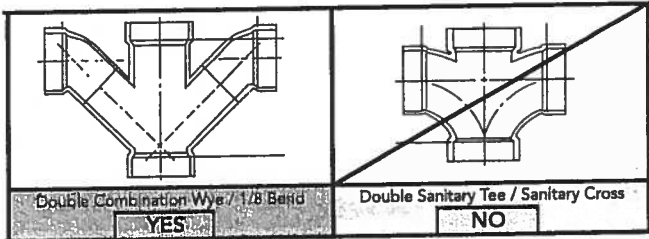
Carlyle® II 1G® Connect+™ Toilet, 1.0GPF with Washlet® S300e Connect+

SPECIFICATIONS

- Water Use 1.0 GPF/3.8LPF
- Flush System Tornado Flush™
- Min. Water Pressure 8 psi (flowing)
- Water Surface 6-7/8" x 9-3/4"
- Trap Diameter 2-1/8"
- Rough-in 12"
- Trap Seal 2-1/8"
- Warranty One Year Limited Warranty
- Material Vitreous china
- Shipping Weight CST614CUFGT20 110lbs
SW574T20 13.5lbs.
- Shipping Dimensions CST614CUFGT20
32"L x 20"W x 17-3/4" H¹ x
28-3/4" H²
SW574T20
23"X 19-1/4" X 5-1/2"
- See Spec sheet **SW574T20** for Washlet details

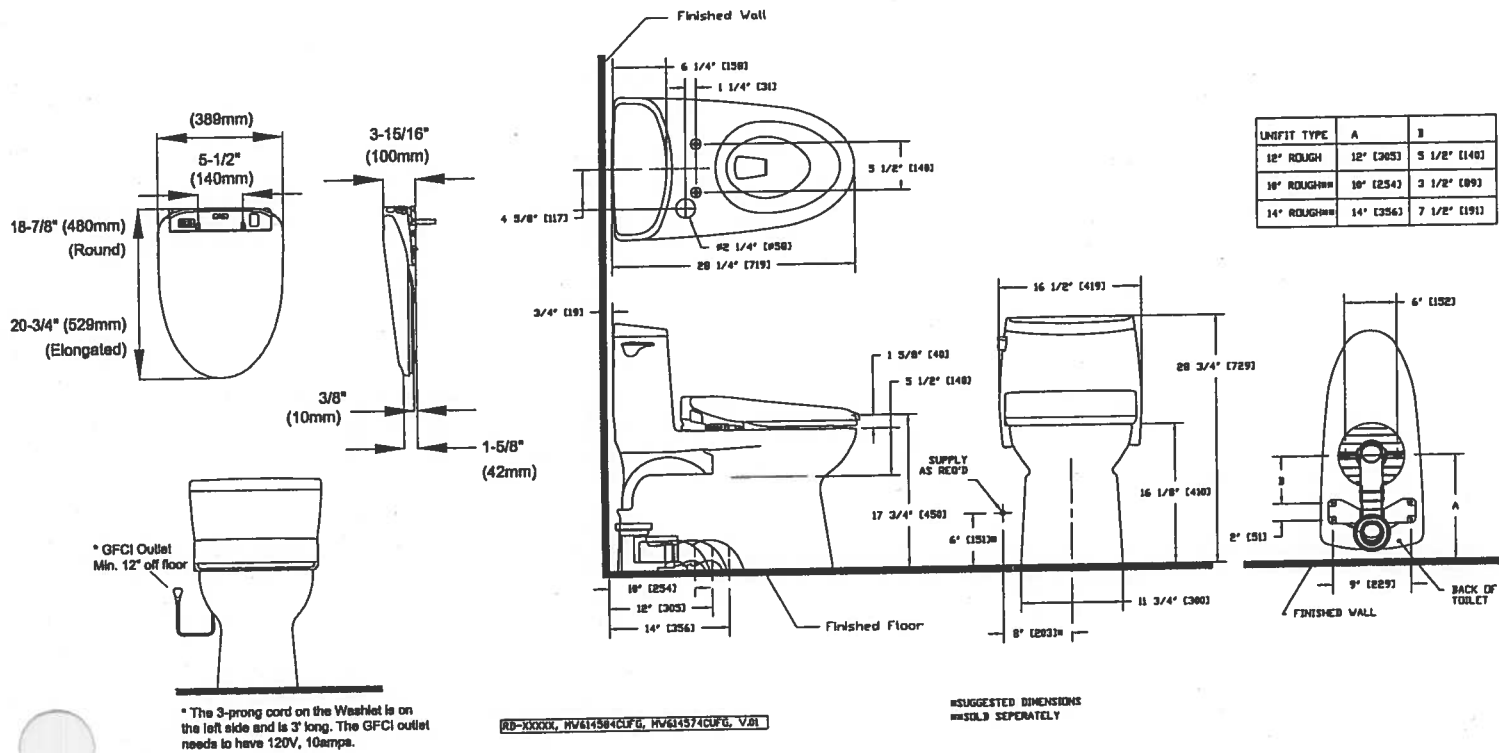
INSTALLATION NOTES

Back-to-Back Toilet Installations:
TOTO recommends the use of a nationally listed, double sanitary tee-wye only, in vertical waste stacks, in accordance with the stipulations noted in the majority of nationally recognized plumbing codes.



To maintain adequate wall gap between the back of the tank and wall, mount the floor flange at a nominal 12" rough-in distance.

Ultra-low high efficiency toilets require a system with adequate supplemental flows from other water usage fixtures and a 4" ID drainline with minimum 2% slope and maximum linear runs of 60ft.



TOTO.

These dimensions and specifications are subject to change without notice

Ph: (888) 295-8134 | Fax: (800) 699-4889 | www.totousa.com | © TOTO USA

SS-01118 v.02

Suite 306
Hampton

Master Ensuite

TOTO®

SW573/SW574

Washlet® S300e

FEATURES

- Gentle Aerated, Warm Water, Dual Action Spray with oscillating and pulsating feature
- Adjustable water temperature and volume
- Instant water heating system for continuous warm water and energy saving
- Warm air drying with five variable temperature settings
- Automatic air deodorizer
- New slim design seat, at just under 4 inches
- Convenient slim wireless remote, with illuminated touch pad.
- 2 user setting
- SoftClose® seat
- Docking Station Easy to Install and Clean
- Heated Seat with Temperature Control
- eWater+ on wands and bowl
- Water pre-mist of bowl before each use

MODELS


- SW574 - Elongated front
- SW573 - Round front

COLORS/FINISHES

- Standard
#01 Cotton
#12 Sedona Beige

PRODUCT SPECIFICATION

Seat shall be model # SW574 or # SW573_____
Seat shall have gentle aerated, warm water, dual action spray with cycling movement and massage feature. Seat shall have adjustable water temperature and volume. Seat shall have warm air drying with five variable temperature settings. Seat shall have automatic air deodorizer. Seat shall include wireless remote control. Seat shall be solid plastic with closed front seat and cover. Seat shall include power cord, and water supply hoses. Seat shall have eWater+



*e*water+.

For more information on eWater+ please go to
www.totousa.com/Washlet/NewS300eS350e.aspx

CODES/STANDARDS

- Meets and exceeds ASME A112.4.2, ASME A112.18.1/CSA B125.1, UL 1431, CSA C22.2 #68
- Certifications: IAPMO(cUPC), State of Massachusetts, City of Los Angeles and others
- Code Compliance: UPC, IPC, NSPC, NPC Canada, and others



Suite 306
Hampton

Master Ensuite

SW573/SW574

Washlet® S300e

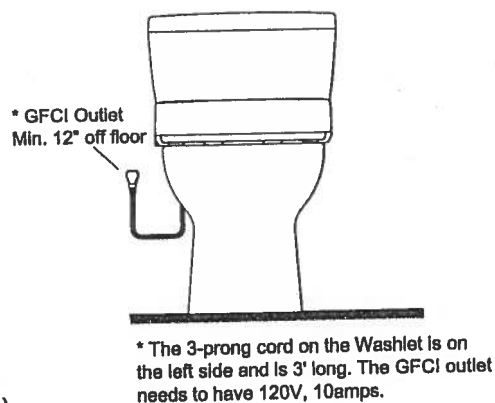
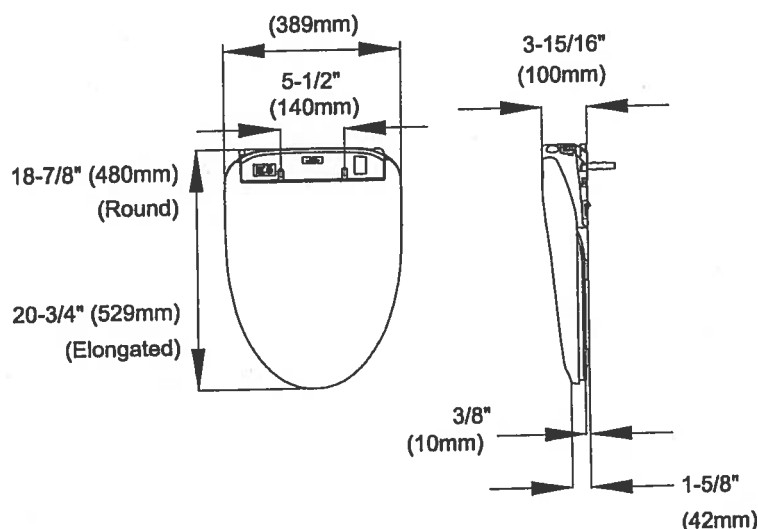
SPECIFICATIONS

- Power Rating: 120V AC, 60Hz, 835W
- Power Cord: Maximum length: 3.94 ft/120 cm, 3 prong grounded plug
- Water Feature: Adjustable Water Flow Rate:
 - Front washing - 10.2 - 14.1 oz/min
 - Wide Front - from 11.5 - 14.1 oz/min
 - Rear washing 9.0 - 14.1 oz/min
 - Soft Rear - from 10.2 - 14.1 oz/min
- Washing Spray Temp: Minimum: 86°F/30°C
Maximum: 104°F/40°C
- Safety Device: Thermal fuse.
- Drying Feature: Air temperature:
 - High: about 140°F/60°C
 - Low: about 95°F/35°C
- Dryer Air Capacity: 10.24ft³/min
- Seat Warming Feature: Surface Temperature:
 - Minimum: 82°F/28°C
 - Maximum: 97°F/36°C
- Safety Device: Thermal fuse
- Water Supply Pressure: Minimum: 7.25 psi
Maximum: 108.75 psi
- Ambient Temperature: Range:
 - 32°F/1°C to 104°F/40°C
- Warranty: One Year Limited Warranty
- Shipping weight: 13.5lbs.
- Shipping dimensions: 23" x 19-1/4" x 5-1/2"

INSTALLATION NOTES

- Washlet S300e may not fit certain toilet bowl designs.
- If possible, with your order, please include your model number (from the underside of the tank lid).
- Warning: Rated power consumption 835W

It is highly recommended to use a surge protector to prevent damage in the event of a power surge.



TOTO.

These dimensions and specifications are subject to change without notice

Ph: (888) 295-8134 | Fax: (800) 699-4889 | www.totousa.com

Printed in U.S.A. | © TOTO USA 03/13 Printed on recycled paper ♻️

SS-00637 v.04

Suite 306
Hampton

Bedroom #2

→ CONDUIT :

CABLE/BELL

© 60"

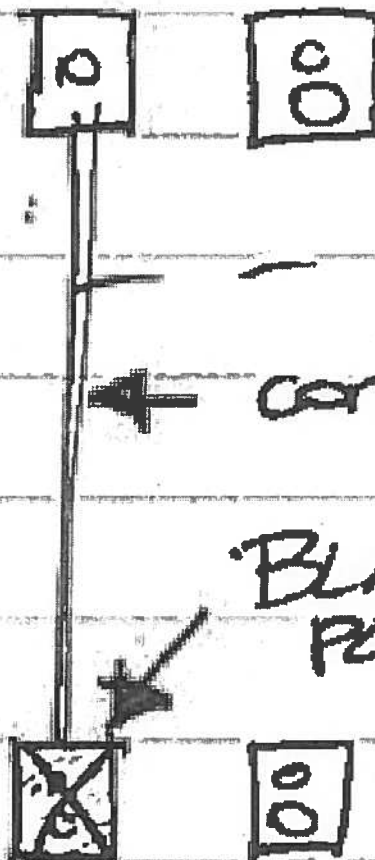
TV →

← PLUG

← conduit

BLANK
PLATE

PLUG



Suite 306
Hampton



Nov. 29, 2017

CONNOLLY

Marble & Granite Ltd.

EDGE
DETAILS

004

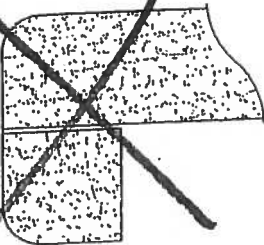
A.



STRAIGHT EDGE
(STANDARD - 3/4")

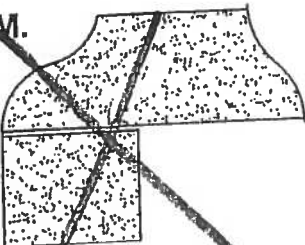
Standard:
Kitchen
Main Bath
Master Ensuite

~~I.~~



~~DOUBLE TOP "D" EDGE
(STANDARD - 1 1/2")~~

~~M.~~



~~OGEE - SQUARE EDGE
(MED./HIGH - 1 1/2")~~

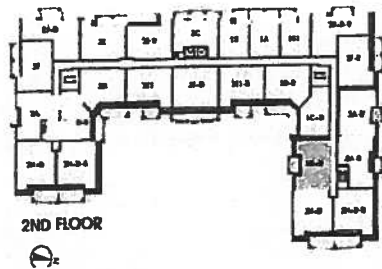
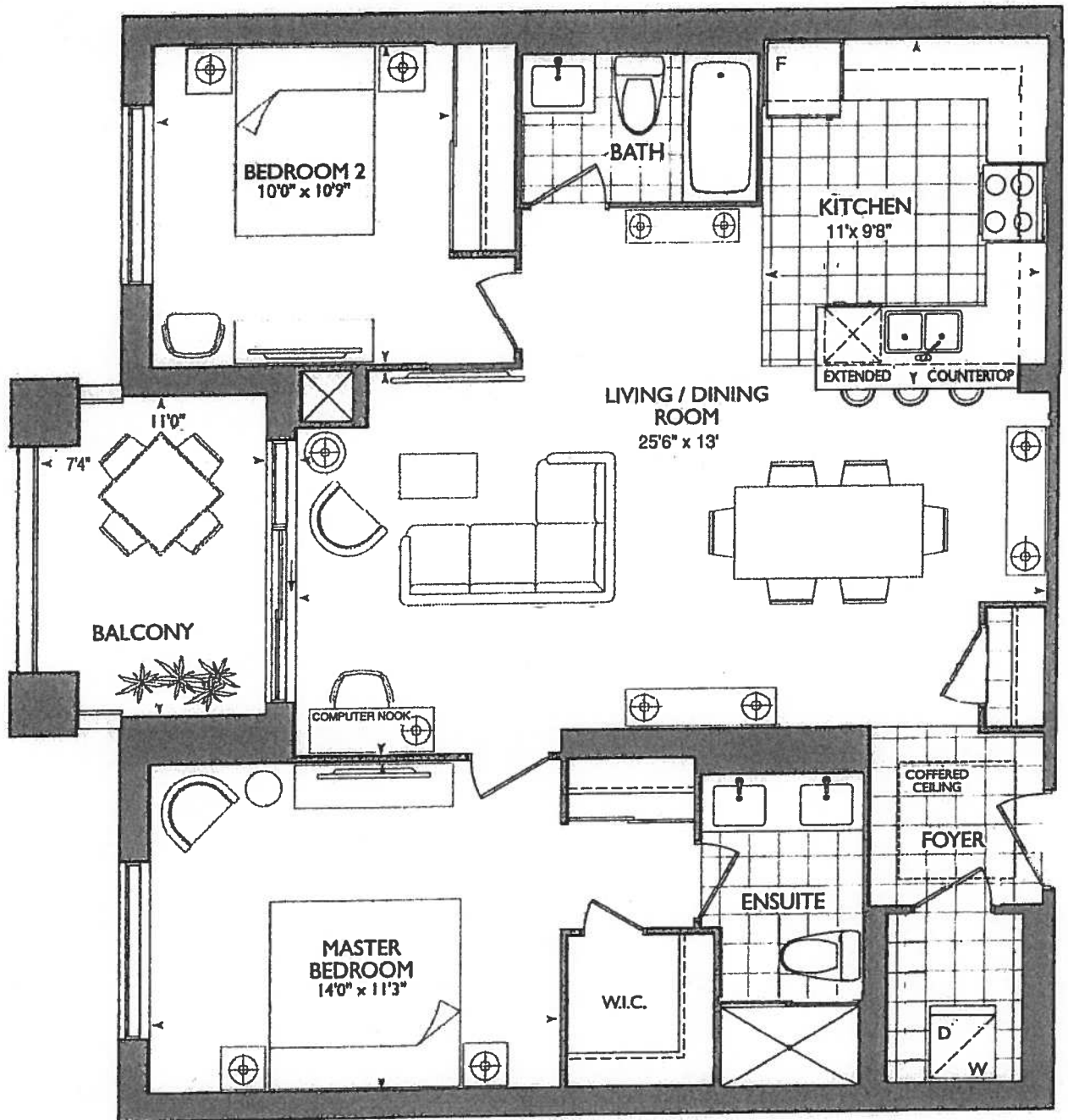
EDGING UP-GRADE OPTIONS



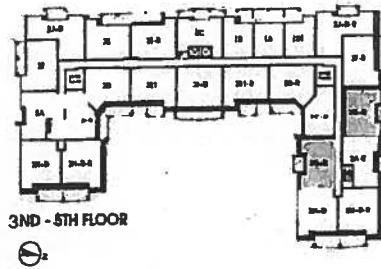
Noyac Bay

1,121 SQ FT *plus* 76 sq. ft. of balcony area

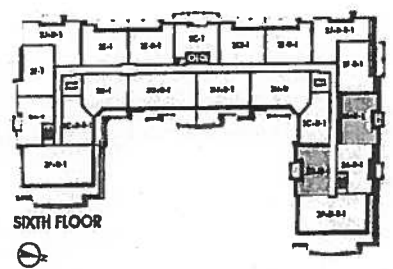
Suite 307
ORIGINAL LAYOUT
INVENTORY SUITE
NEW



2ND FLOOR



3ND - 5TH FLOOR



SIXTH FLOOR

Plans and specifications are subject to change without notice. Actual usable floor space may vary from the stated floor area. All renderings are artist's concept. E. & O. E.



*** KITCHEN ***

CHOICE OF STD. KITCHEN LAYOUT WITH
STD. APPLIANCE PACKAGE

OR

CAN UPGRADE AT DECOR CENTER

- (x2) CAPPED PENDANT
- (x1) PLUG PENINSULA
- (x) PUCK LIGHTS

*SEE ATTACHED UPG.

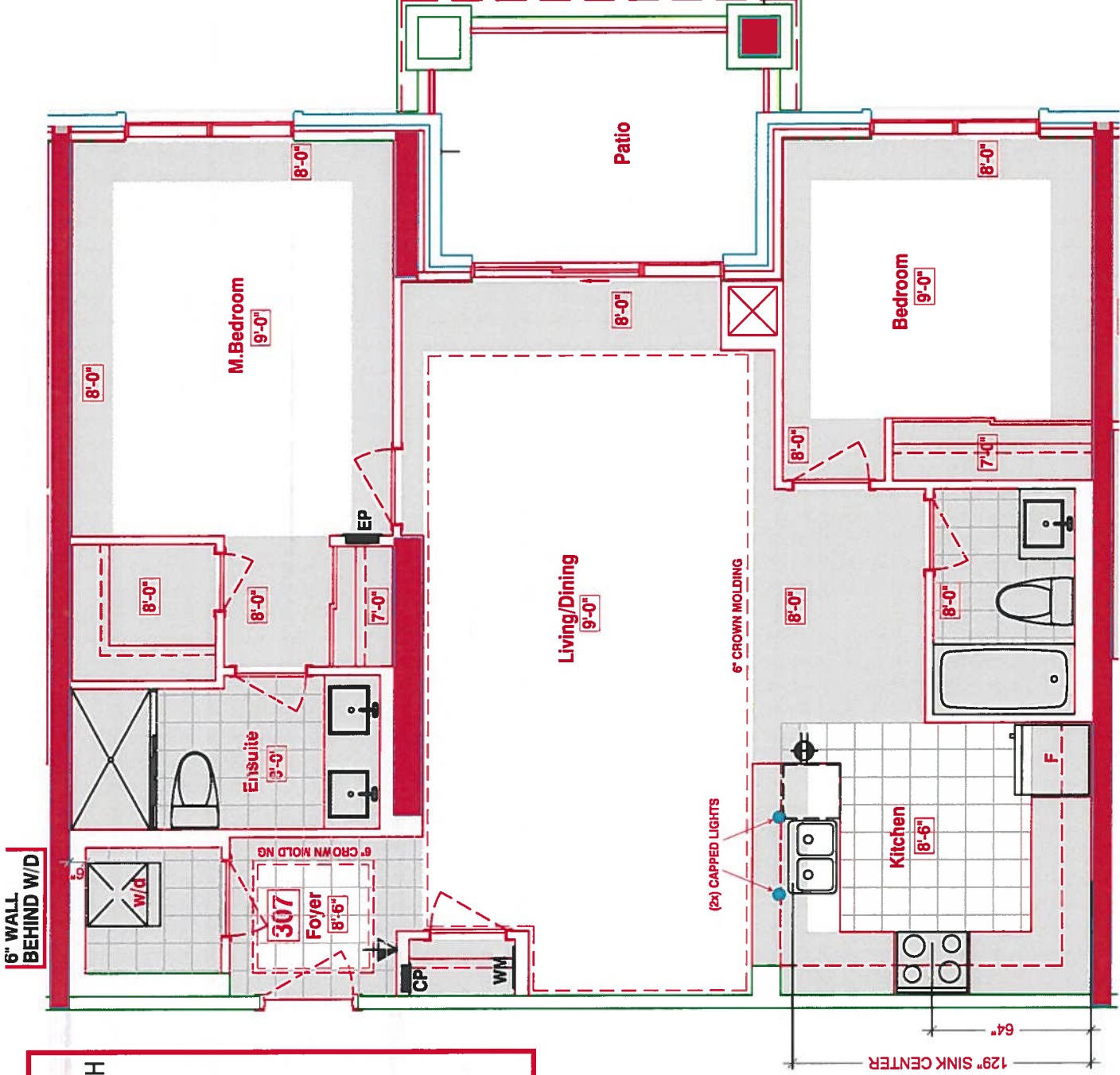
#1- KITCHEN LAYOUT WITH 1ST UPG.
APPLIANCE PACKAGE

*** SUITE 307 * (INVENTORY SUITE)**

NEW PLAN

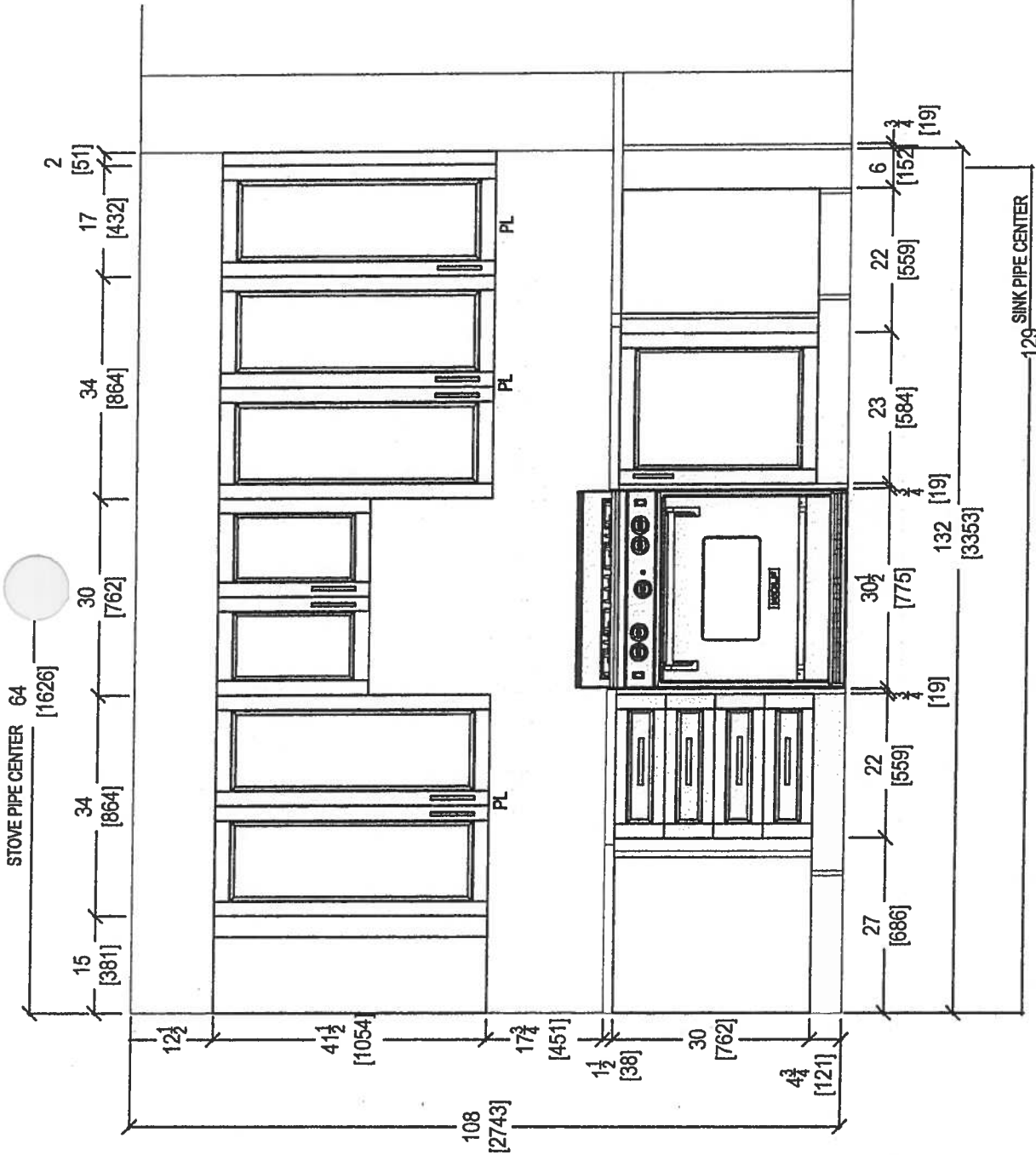
- REMOVED DEN
- REVISED KITCHEN

*REVISED LAUNDRY DOOR SWING &
ENSUITE WALL AS PER THIS BROCHURE



SUITES 307 - NOYAC BAY (inventory suite)

■ Royal Pine Homes ■ 25 Baker Hill Blvd -- Stouffville, ON ■ Apr 04, 2018

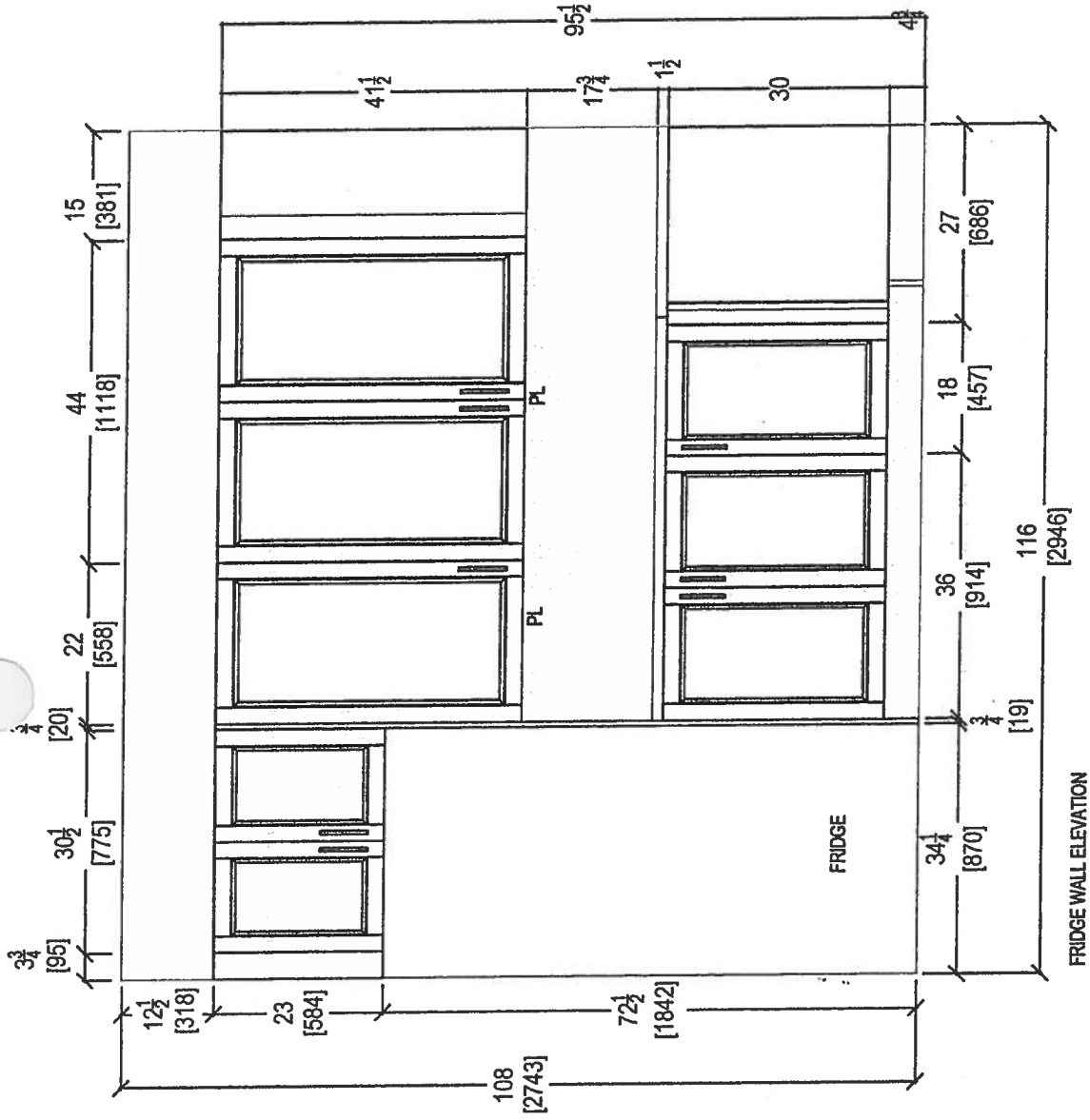


STOVE WALL ELEVATION



your kitchen, your taste.
80 SANTE DRIVE, VAUGHAN, ON L4K 3C4,
T: 416.746.1811 F: 905.781.5901

CLIENT: ROYAL PINE HOMES	NOYAC BAY (2G)	ROOM: KITCHEN	DRAWN BY: SK	COMMENTS: PLEASE NOTE ALL DIMENSIONS ARE NOT FINAL AND ARE SUBJECT TO CHANGE UPON FINAL SITE MEASURE
SITE: HAMPTON PLACE	DOOR STYLE: —	DOOR HANDLE: —	SCALE: 1/2" = 1' - 0"	
PHONE: —	FINISH: —	DRW HANDLE: —	DATE: MARCH 8, 2018	
EMAIL: —	SPECIES: —	TOP: —	PAGE: —	



80 SANTE DRIVE, VAUGHAN, ON L4K 3C4,
T: 416.748.1811 F: 905.781.5901

CLIENT: ROYAL PINE HOMES

SITE: HAMPTON PLACE

PHONE: —

EMAIL: —

NOYAC BAY (2G)

DOOR STYLE: —

FINISH: —

SPECIES: —

ROOM:

KITCHEN

DOOR HANDLE: —

DRW HANDLE: —

TOP: —

DRAWN BY: SK


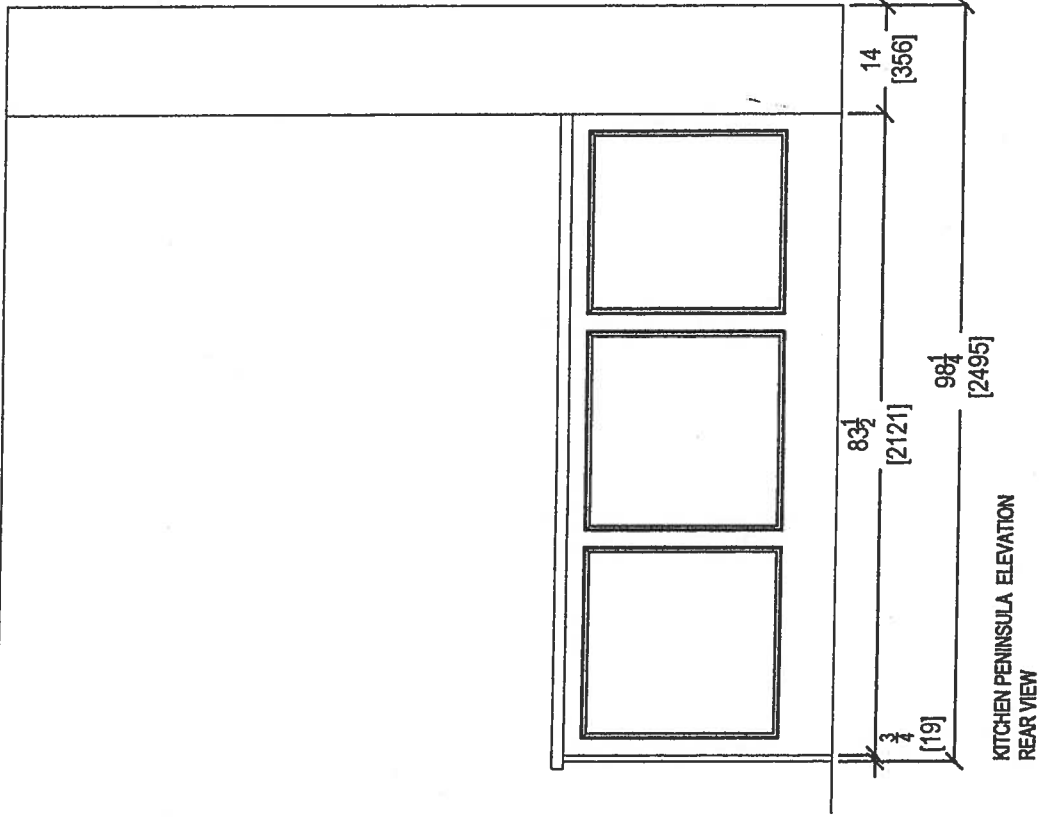
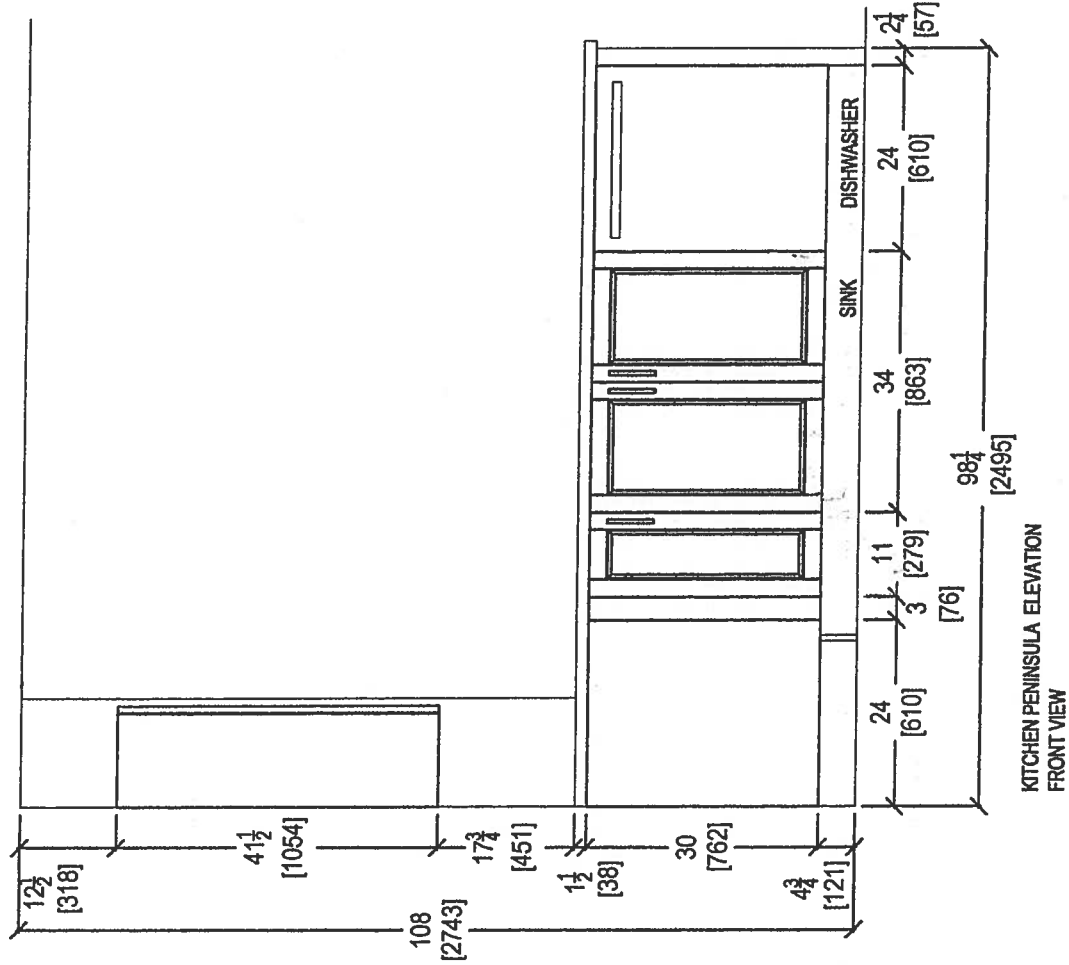
SCALE: 1/2" = 1' - 0"

DATE: MARCH 8, 2018

PAGE: —

COMMENTS:

PLEASE NOTE ALL DIMENSIONS
ARE NOT FINAL AND ARE
SUBJECT TO CHANGE UPON
FINAL SITE MEASURE

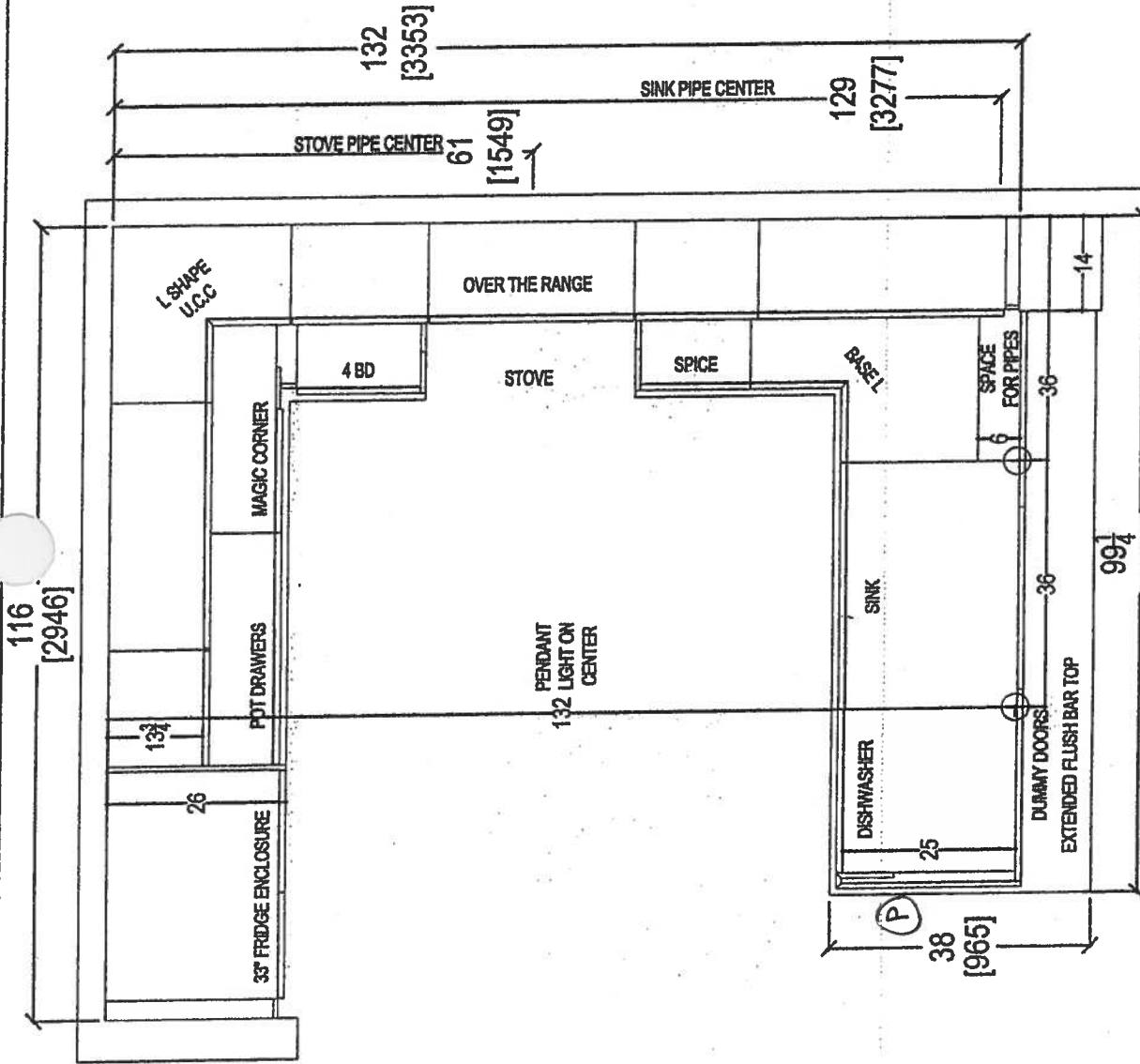


CLIENT: ROYAL PINE HOMES		NOYAC BAY (2G)		ROOM: KITCHEN		DRAWN BY: SK		COMMENTS: PLEASE NOTE ALL DIMENSIONS ARE NOT FINAL AND ARE SUBJECT TO CHANGE UPON FINAL SITE MEASURE
SITE:	HAMPTON PLACE	DOOR STYLE:	---	DOOR HANDLE:	---	SCALE:	1/2" = 1' - 0"	
PHONE:	---	FINISH:	---	DRW HANDLE:	---	DATE:	MARCH 8, 2018	
EMAIL:	---	SPECIES:	---	TOP:	---	PAGE:	---	


SUITE 307.

- DPT - UPG #1 - Kitchen LAYOUT w/ 1ST UPGRADE APPLIANCE PKGS.

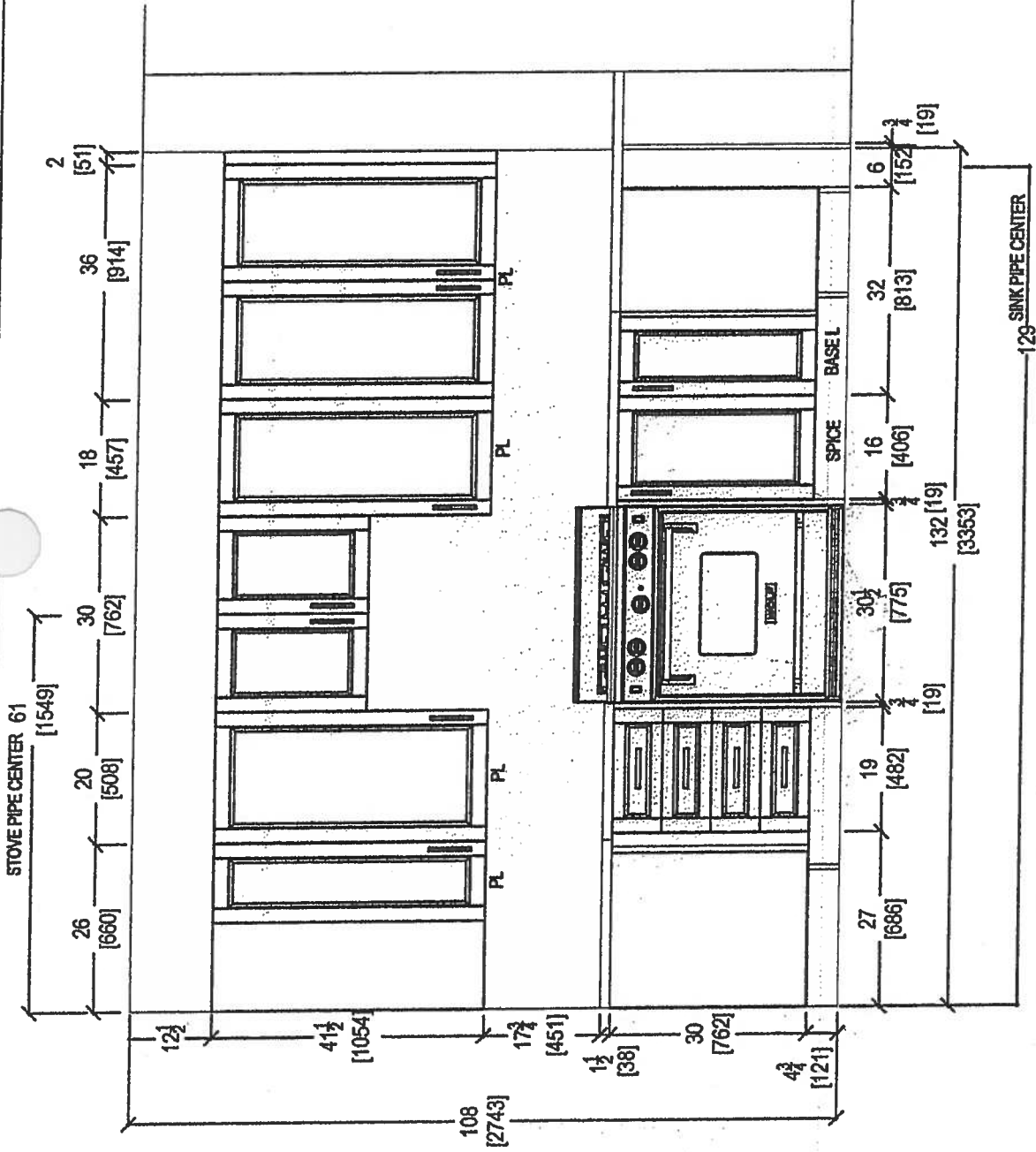
- (P) = PLUG PENINSULA
- (x2) = CAPPED PENDANT LIGHTS OVER PENINSULA
- (x7) = PUCK LIGHTS



CLIENT: ROYAL PINE HOMES	NOYAC BAY (2G) UPGRADE PACKAGE	ROOM: KITCHEN FLOOR PLAN	DRAWN BY: SK	COMMENTS:
SITE: HAMPTON PLACE	DOOR STYLE: —	DOOR HANDLE: —	SCALE: 1/2" = 1'-0"	PLEASE NOTE ALL DIMENSIONS ARE NOT FINAL AND ARE SUBJECT TO CHANGE UPON FINAL SITE MEASURE
PHONE: —	FINISH: —	DRW HANDLE: —	DATE: MARCH 8, 2018	
EMAIL: —	SPECIES: —	TOP: —	PAGE: —	



80 SANTE DRIVE, VAUGHAN, ON L4K 3C4,
T: 416.746.1611 F: 905.761.5901



80 SANTE DRIVE, VAUGHAN, ON L4K 3C4,
T: 416.748.1811 F: 905.761.5901

CLIENT: ROYAL PINE HOMES
SITE: HAMPTON PLACE
PHONE: —
EMAIL: —

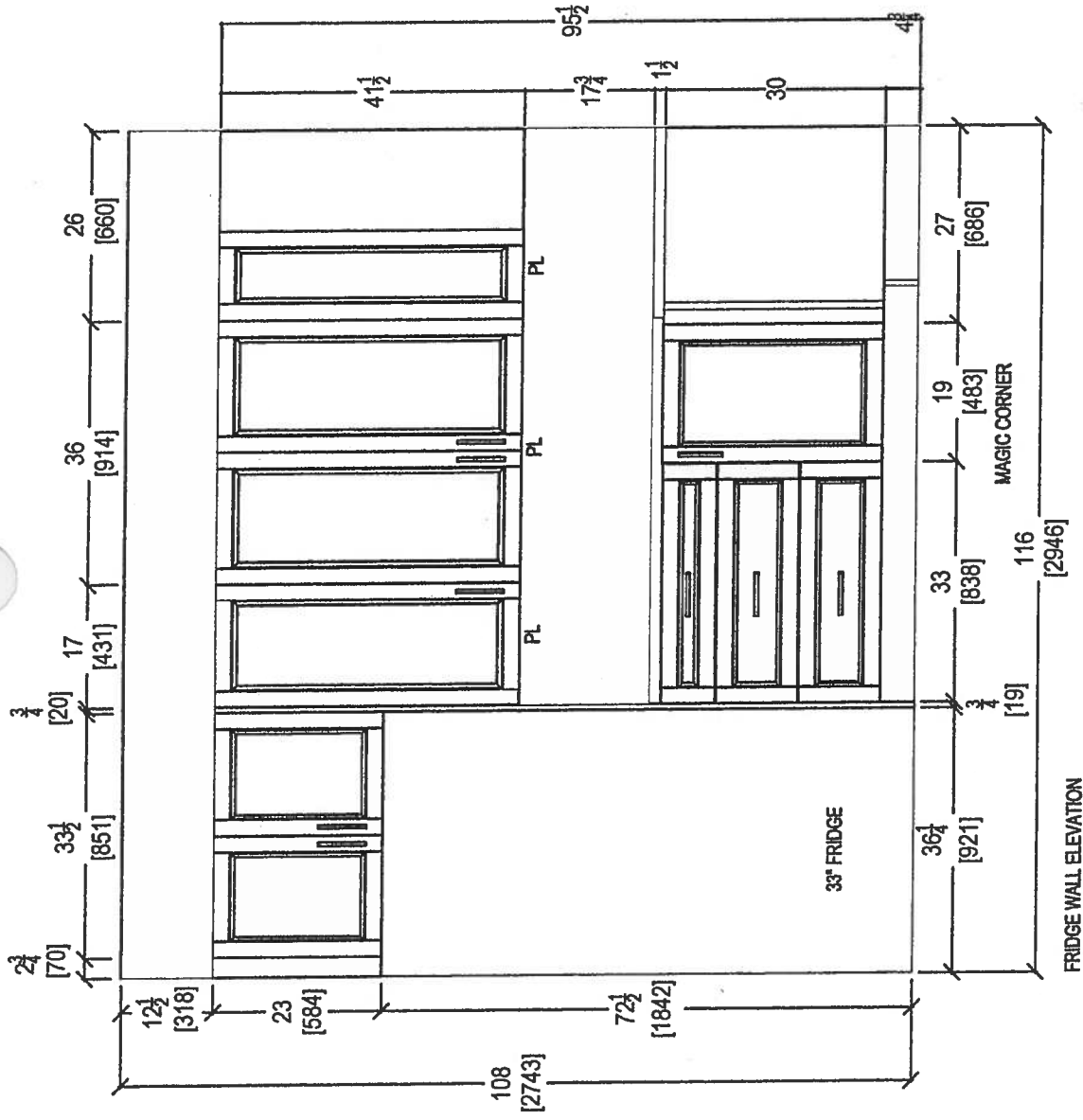
NOYAC BAY (2G) UPGRADE PACKAGE
DOOR STYLE: —
FINISH: —
SPECIES: —

ROOM: KITCHEN
DOOR HANDLE: —
DRW HANDLE: —
TOP: —

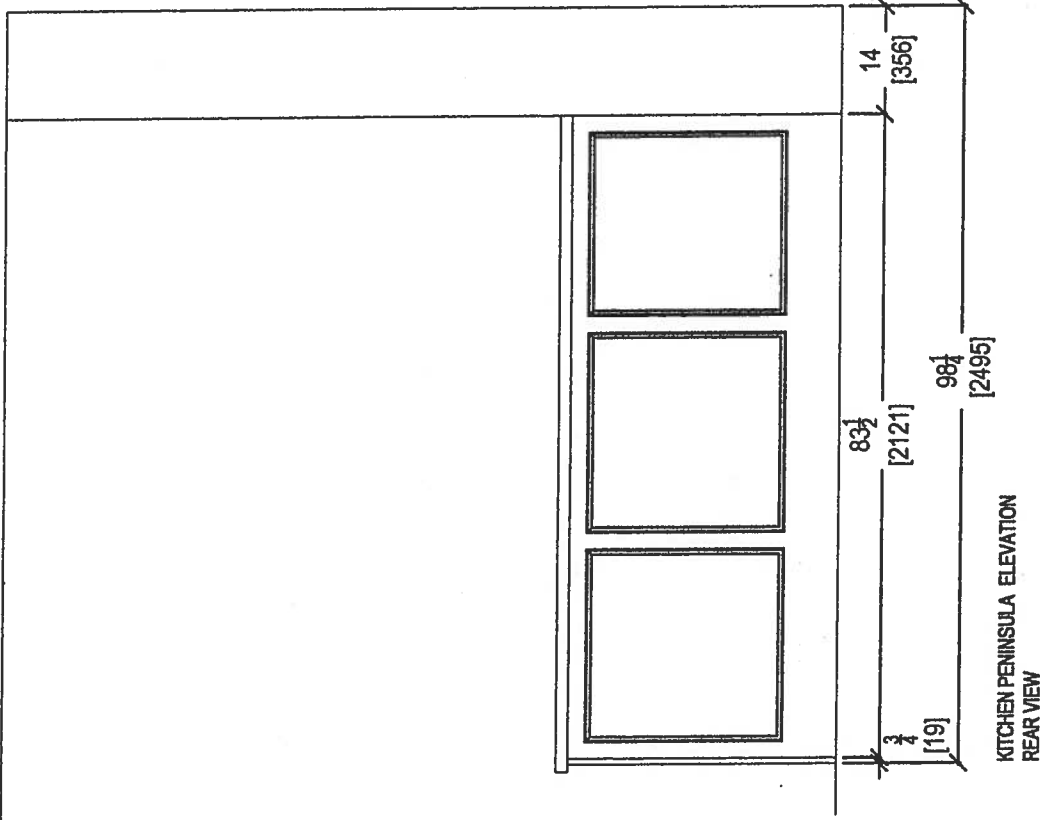
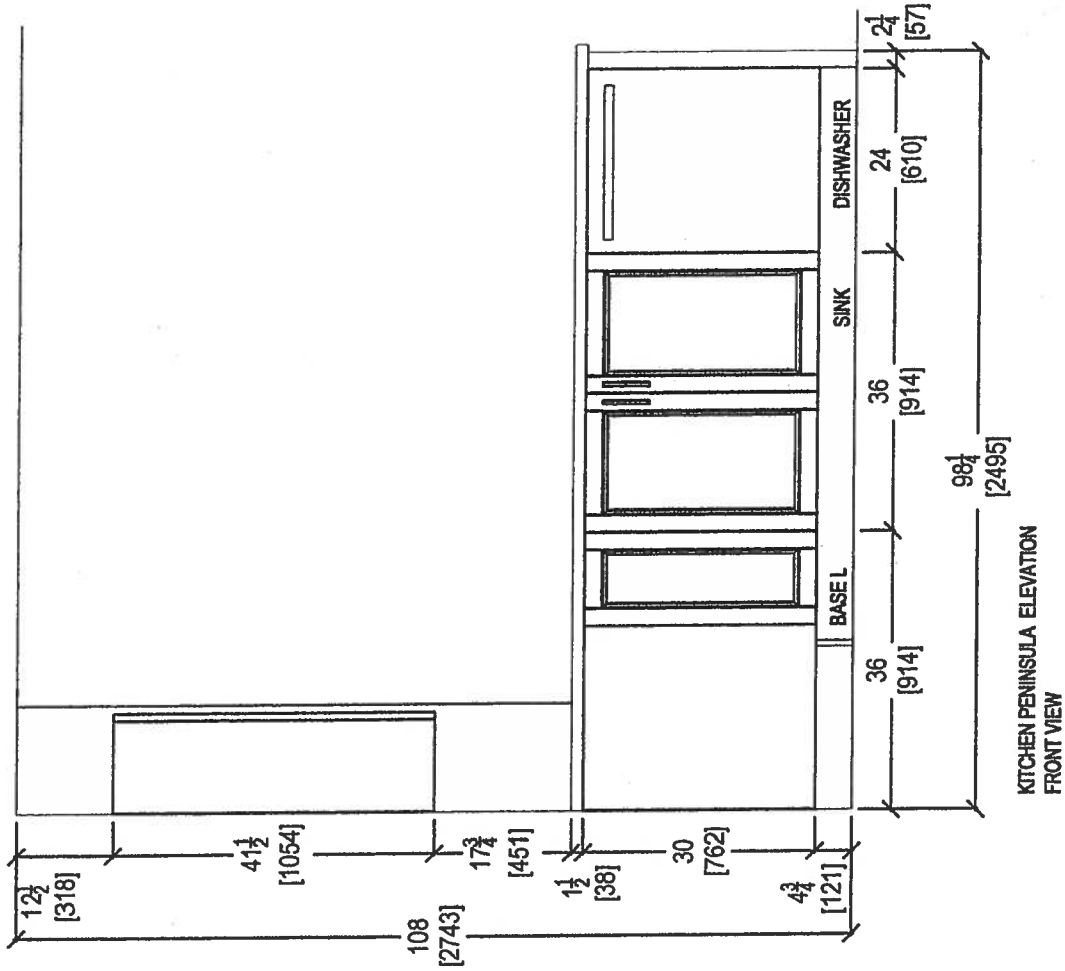
DRAWN BY: SK
SCALE: 1/2" = 1' - 0"
DATE: MARCH 8, 2018
PAGE: —


COMMENTS:

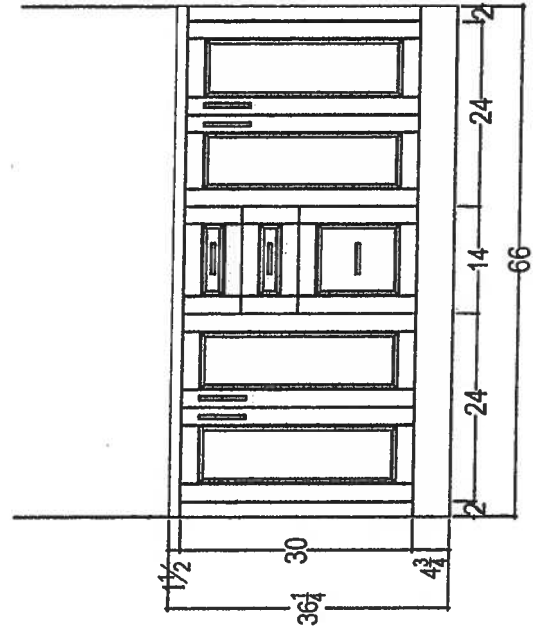
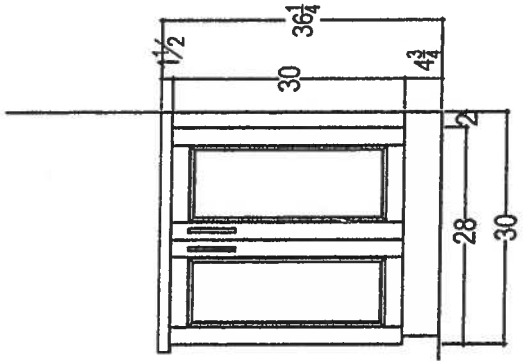
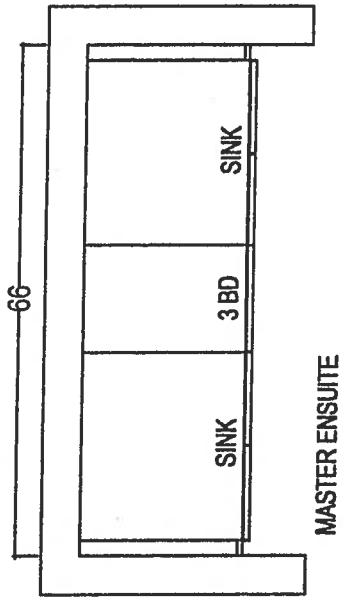
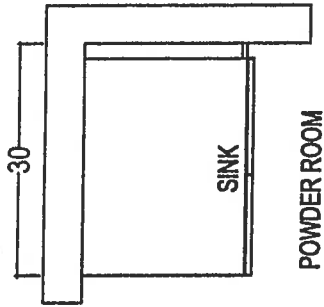
PLEASE NOTE ALL DIMENSIONS
ARE NOT FINAL AND ARE
SUBJECT TO CHANGE UPON
FINAL SITE MEASURE



CLIENT: ROYAL PINE HOMES		NOYAC BAY (2G) UPGRADE PACKAGE	ROOM: KITCHEN	DRAWN BY: SK		COMMENTS: PLEASE NOTE ALL DIMENSIONS ARE NOT FINAL AND ARE SUBJECT TO CHANGE UPON FINAL SITE MEASURE
SITE: HAMPTON PLACE		DOOR STYLE: —	DOOR HANDLE: —	SCALE: 1/2" = 1' - 0"		
PHONE: —		FINISH: —	DRW HANDLE: —	DATE: MARCH 8, 2018		
EMAIL: —		SPECIES: —	TOP: —	PAGE: —		



	CLIENT: ROYAL PINE HOMES		NOYAC BAY (2G) UPGRADE PACKAGE		ROOM: KITCHEN	DRAWN BY: SK	COMMENTS: PLEASE NOTE ALL DIMENSIONS ARE NOT FINAL AND ARE SUBJECT TO CHANGE UPON FINAL SITE MEASURE
	SITE: HAMPTON PLACE		DOOR STYLE: —		DOOR HANDLE: —	SCALE: 1/2" = 1' - 0"	
	PHONE: —		FINISH: —		DRW HANDLE: —	DATE: MARCH 8, 2018	
	EMAIL: —		SPECIES: —		TOP: —	PAGE: —	



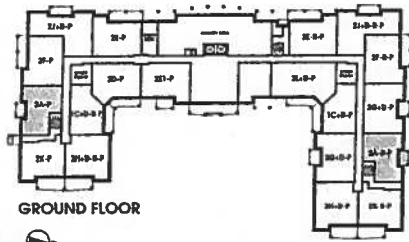
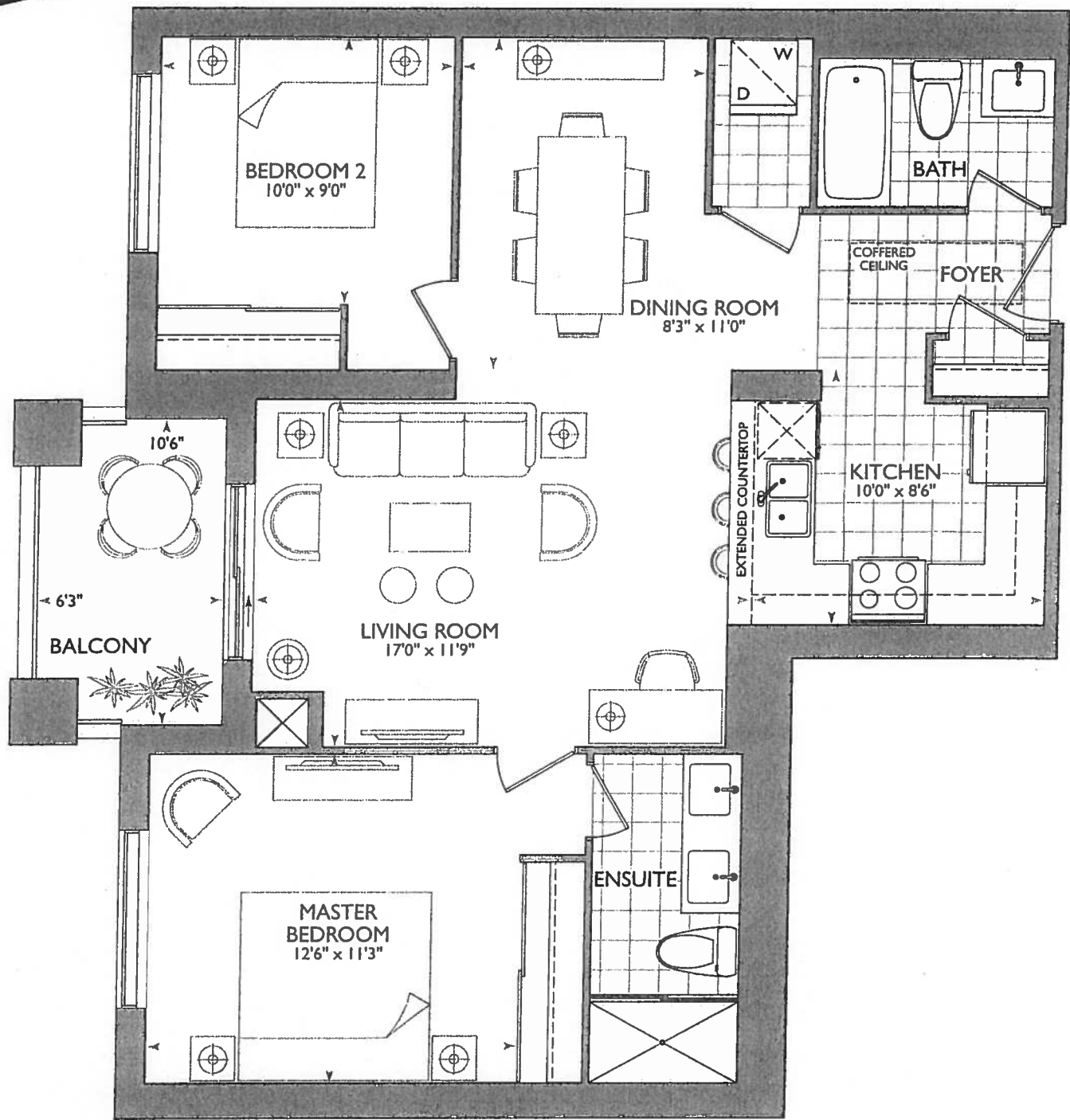
your kitchen, your taste.
 80 SANTE DRIVE, VAUGHAN, ON L4K 3C4,
 T: 416.746.1811 F: 905.781.5901

CLIENT: ROYAL PINE HOMES SITE: HAMPTON PLACE PHONE: --- EMAIL: ---	NOYAC BAY (2G) UPGRADE PACKAGE		ROOM:	DRAWN BY: SK		COMMENTS: PLEASE NOTE ALL DIMENSIONS ARE NOT FINAL AND ARE SUBJECT TO CHANGE UPON FINAL SITE MEASURE
	DOOR STYLE:	---	DOOR HANDLE:	---	SCALE: 1/2" = 1' - 0"	
	FINISH:	---	DRW HANDLE:	---	DATE: MARCH 8, 2018	
	SPECIES:	---	TOP:	---	PAGE: ---	

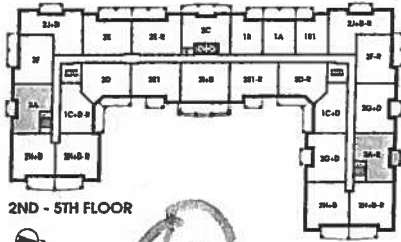


Montauk ^{A UNUSUAL} SUITE 308

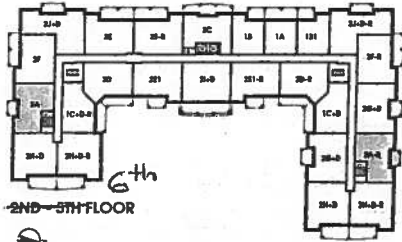
988 SQ FT *plus 61 sq. ft. of balcony area*



GROUND FLOOR



2ND - 5TH FLOOR



2ND - 5TH FLOOR

12



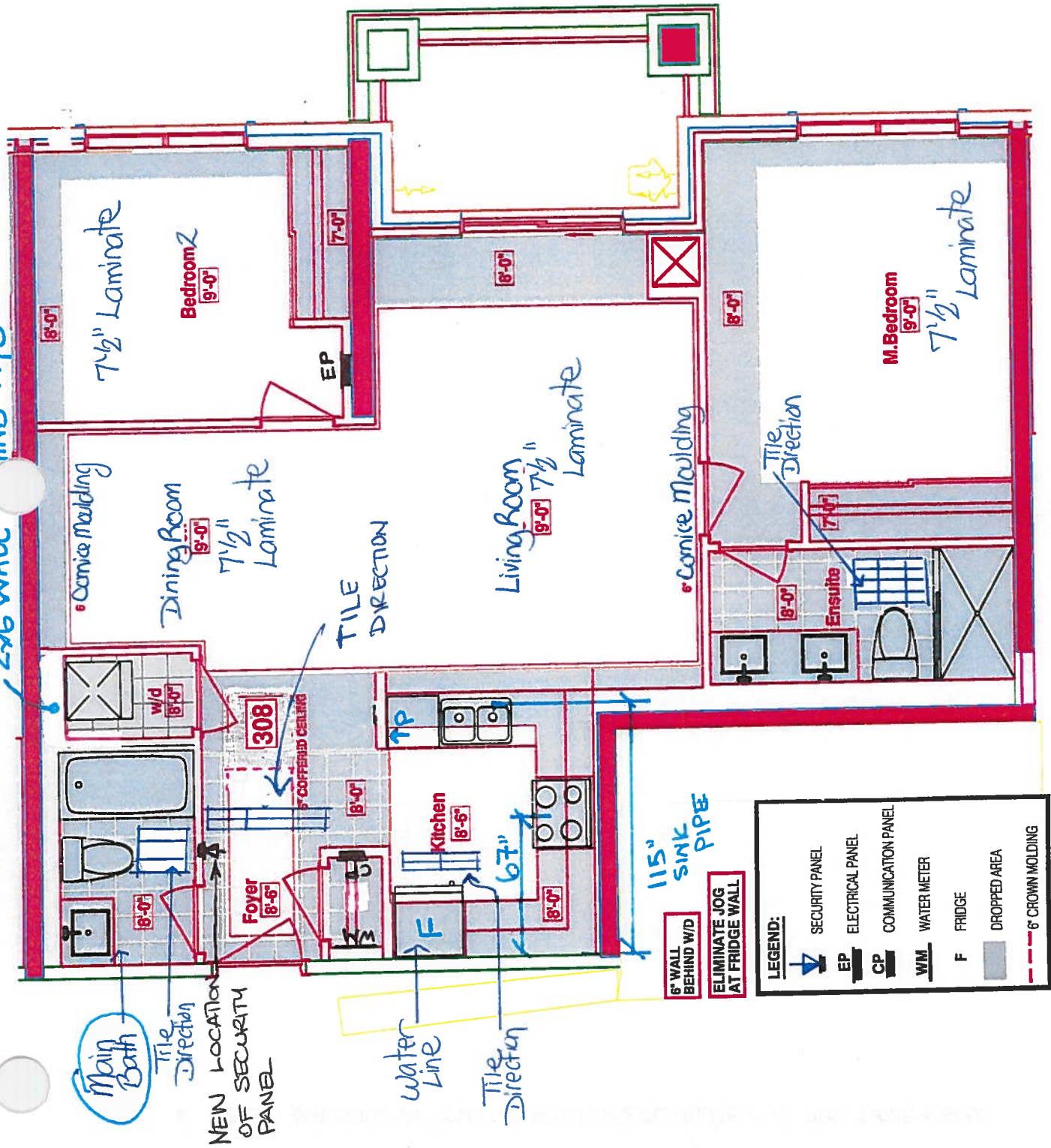
2x6 WALL BEHIND W/D

November 29 2017



KITCHEN

- 67" STOVE PIPE CENTER
- 115" SINK PIPE CENTER
- (P) = PLUG ON WALL OVER DISHWASHER FOR PENINSULA
- (x4) = PUCK LIGHTS
- UPG#1 = APPLIANCE PACKAGE



LEGEND:	
	SECURITY PANEL
	ELECTRICAL PANEL
	COMMUNICATION PANEL
	WATER METER
	FRIDGE
	DROPPED AREA
	6" CROWN MOLDING

SUITES 308 - MONTAUK

Royal Pine Homes 25 Baker Hill Blvd - Stouffville, ON Oct 23, 2017

RECEIVED
OCT. 23.17



CONSTRUCTION SUMMARY

Hampton Place

PURCHASER: LEILA LEE

TEL: RES.: 905-640-2465

LOT NUMBER	PHASE	HOUSE TYPE	CLOSING DATE
308	1	MONTAUK	27-Sep-18

Date Added: 23-Nov-17

Invoice Number: 7026

1 - CLARIFICATION;
DINING ROOM - Standard Cornice Moulding to Continue Throughout Perimeter of Dining Room, where applicable. (See Sketch)

1 - KITCHEN & BATHROOMS - Purchaser has DECLINED All Upgrades offered during decor appointment at the decor centre for kitchen & bathroom cabinetry. Standard Kitchen Layout & Standard Bathroom Vanities to be installed as per standard plan. (See Sketch)
Note:

1 - APPLIANCE PACKAGE - Install Upgrade Appliance Package - UPGRADE PACKAGE #1 - To be installed throughout suite, where applicable. (See Sketch)
Note:

1 - KITCHEN - Install WATER LINE ROUGH-IN ONLY To Fridge at Kitchen. (See Sketch)
Note:

1 - KITCHEN - Kitchen Sink - Install Standard Undermount Sink - BLANCO Horizon Plus U2 Undermount Sink (8") - Model # 401234
Note:

1 - KITCHEN - Kitchen Faucet - Install Standard Faucet - DELTA Chrome Pull-Out Kitchen Faucet (Single Hole) - Model # 469LF - Chrome
Note:

1 - DISCLAIMER - STONE COUNTERTOP;
KITCHEN - Stone slabs vary in size & all seams are visible & the fabricator reserves the right to position the seams as necessary.

30 - MAIN BATH - 1ST UPGRADE - PORCELAIN TILES - 12x24 H-STONE LIGHT GREY - To be installed throughout main bath floor (To be Installed Straight) (See Sketch)
Note: Includes Larger Size

45 - MASTER ENSUITE - 1ST UPGRADE - PORCELAIN TILES - 12x24 H-STONE LIGHT GREY - To be installed throughout master ensuite floor (To be Installed Straight) (See Sketch)
Note: Includes Larger Size

1 - CLARIFICATION;
MAIN BATH & MASTER ENSUITE - Install Standard 3" Splash throughout Main Bath and Master Ensuite Vanity Countertops, where applicable. (See Sketch)
Note:

1 - DISCLAIMER - STONE COUNTERTOP;
MAIN BATH & MASTER ENSUITE - Stone slabs vary in size & all seams are visible & the fabricator reserves the right to position the seams as necessary.
Note:

1 - CLARIFICATION;
MAIN BATH & MASTER ENSUITE - Install Standard Plumbing Fixtures throughout Main Bath and Master Ensuite where applicable. (See Sketch)
Note:

1 - CLARIFICATION;
MASTER ENSUITE - Purchaser accepts & acknowledges the standard glass at master ensuite shower stall will NOT touch the ceiling and will receive a Standard Chrome Header. (See Sketch)
Note:

1 - PURCHASER HAS ATTENDED A COLOR APPOINTMENT AT THE DECOR CENTRE AND HAS DECLINED ANY ADDITIONAL UPGRADES. Purchaser accepts and acknowledges that there will be no further changes/additions/deletions to be made upon signing on November 20, 2017
Note:



SITE COPY

CONSTRUCTION SUMMARY

Hampton Place

PURCHASER: LEILA LEE

TEL: RES.: 905-640-2465

LOT NUMBER	PHASE	HOUSE TYPE	CLOSING DATE	
308	1	MONTAUK	27-Sep-18	

Date Added: 23-Nov-17

Invoice Number: 7026

1 - PURCHASER AWARE AND ACCEPTS THAT ANY CHANGES MADE TO UPGRADES AFTER SIGNING THIS PURCHASERS EXTRA FORM ARE SUBJECT TO A MINIMUM ADMINISTRATION FEE OF \$1,000 PLUS A 10% HOLDBACK FEE.

This Document is Extremely Time Sensitive - Printed 16 Feb 18 at 13:59



* INTERIOR FLOOR SCHEME *

Purchaser LEILA LEE	Decor Consultant Laura Di Pede	Model Type MONTAUK	Telephone Res. / Bus (905) 640-2465 /	Project Hampton Place	Closing Date 27/09/2018	Unit 308
-------------------------------	--	------------------------------	---	---------------------------------	-----------------------------------	--------------------

CABINETRY, VANITIES AND COUNTERTOPS

	Style	Countertop	Counter Edge	Handle / Knob
MAIN BATHROOM	<input checked="" type="checkbox"/> CATEGORY 1 - LP LAMINATE - CHILL QT 1022 (STD)	<input checked="" type="checkbox"/> ASPEN TERRA WHITE (STD)	<input type="checkbox"/> A " EDGE (STD)	3487-128
MASTER ENSUITE	<input checked="" type="checkbox"/> CATEGORY 1 - LP LAMINATE - CHILL QT 1022 (STD)	<input checked="" type="checkbox"/> ASPEN TERRA WHITE (STD)	<input type="checkbox"/> A " EDGE (STD)	3487-128
POWDER ROOM	N/A	N/A	N/A	N/A
KITCHEN / DINETTE	<input checked="" type="checkbox"/> CATEGORY 2 - LP LAMINATE - SKYE QT 1022 (STD)	<input checked="" type="checkbox"/> ASPEN TERRA WHITE (STD)	<input type="checkbox"/> A " EDGE (STD)	3487-128
LAUNDRY ROOM	N/A	N/A	N/A	N/A

APPLIANCE PACKAGE

Upgrade Package #1

Std 31in Opening

PLUMBING FIXTURES

KITCHEN	<input checked="" type="checkbox"/> Sink Model STANDARD
	<input checked="" type="checkbox"/> Sink Faucet STANDARD
TOILETS	
Master Ensuite	<input checked="" type="checkbox"/> STANDARD
Main Bathroom	<input checked="" type="checkbox"/> STANDARD
Powder Room	N/A
VANITY FAUCETS	
Master Ensuite	<input checked="" type="checkbox"/> STANDARD
Main Bathroom	<input checked="" type="checkbox"/> STANDARD
Powder Room	N/A
VANITY SINKS	
Master Ensuite	<input checked="" type="checkbox"/> STANDARD
Main Bathroom	<input checked="" type="checkbox"/> STANDARD
Powder Room	N/A
SHOWER STALL / TUBS	
Master Ensuite Shower Stall	<input checked="" type="checkbox"/> STANDARD
Master Ensuite Tub	N/A
Main Bathroom Tub	<input checked="" type="checkbox"/> STANDARD

Trim	Baseboard & Casing	STANDARD	Levers	STANDARD
	Interior Doors	STANDARD - CARRARA SMOOTH	Door Height	STANDARD
Cornice Moulding / Medallion				
Foyer	<input checked="" type="checkbox"/> STANDARD - #CTR-611	Fireplace	N/A	
Living Room	<input checked="" type="checkbox"/> STANDARD - #CTR-611	Location Flooring	N/A	
Dining Room	<input checked="" type="checkbox"/> STANDARD - #CTR-611	Style	N/A	
Master Bedroom	NONE	Finish	N/A	
Bedroom 2	NONE	Marble	N/A	
Bedroom 3	N/A	Hearth	N/A	
Paint Throughout				
Walls	STANDARD - BIRCH WHITE	Trim	STANDARD - WHITE	

MISC. INSTALLATIONS

Ceramic Accessories (installed by Vendor) ☒ Yes ☐ No

Bathroom Mirrors (installed by Vendor) ☒ Yes ☐ No

Wire Shelving - Closet (installed by Vendor) ☒ Yes ☐ No

Decor Consultant:

Purchaser:

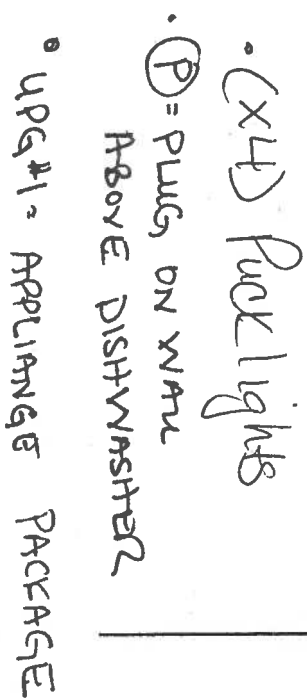
LEILA LEE

Vendor:

Hampton Place

Printed Nov 20, 2017 1:25 pm

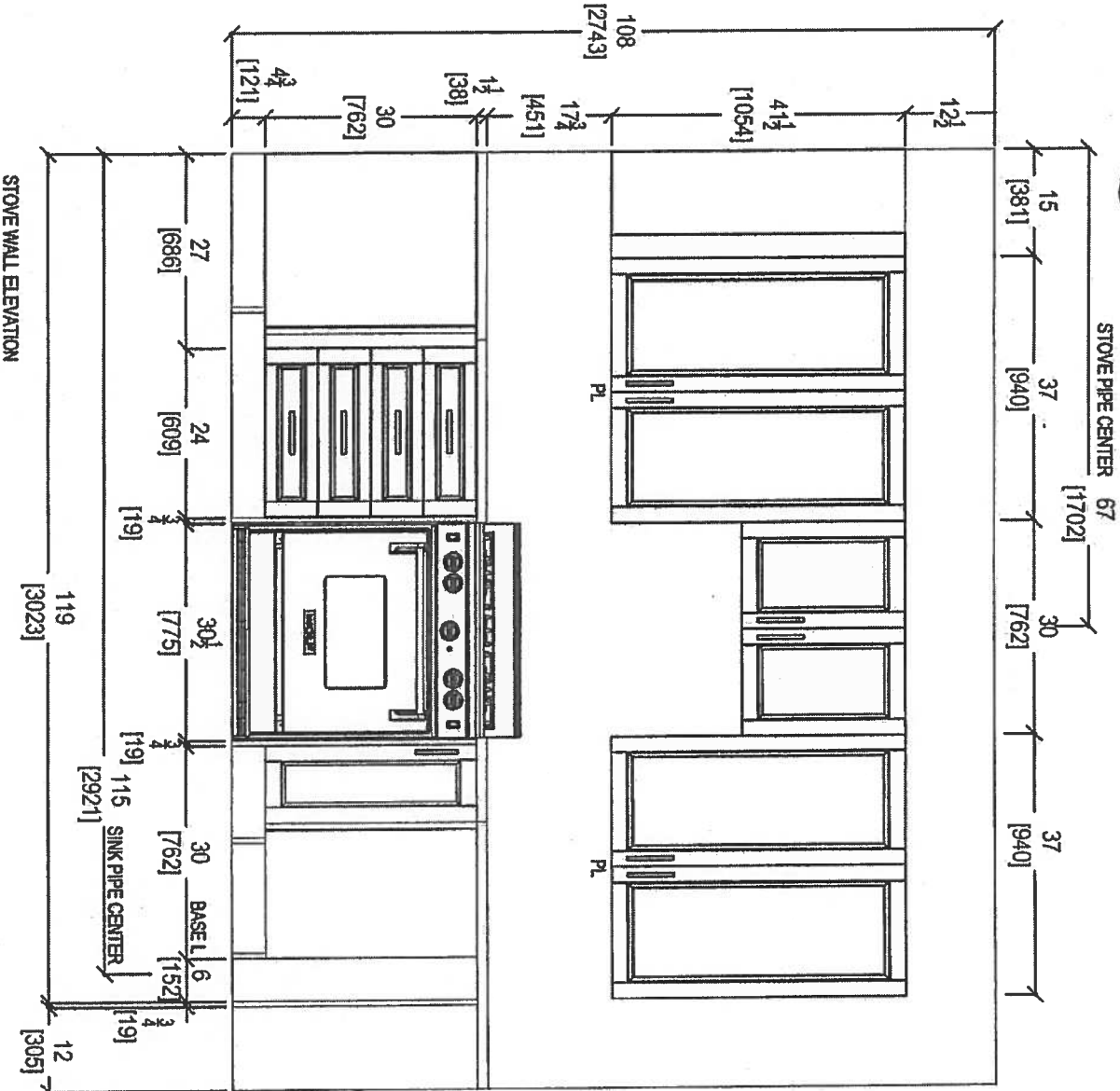
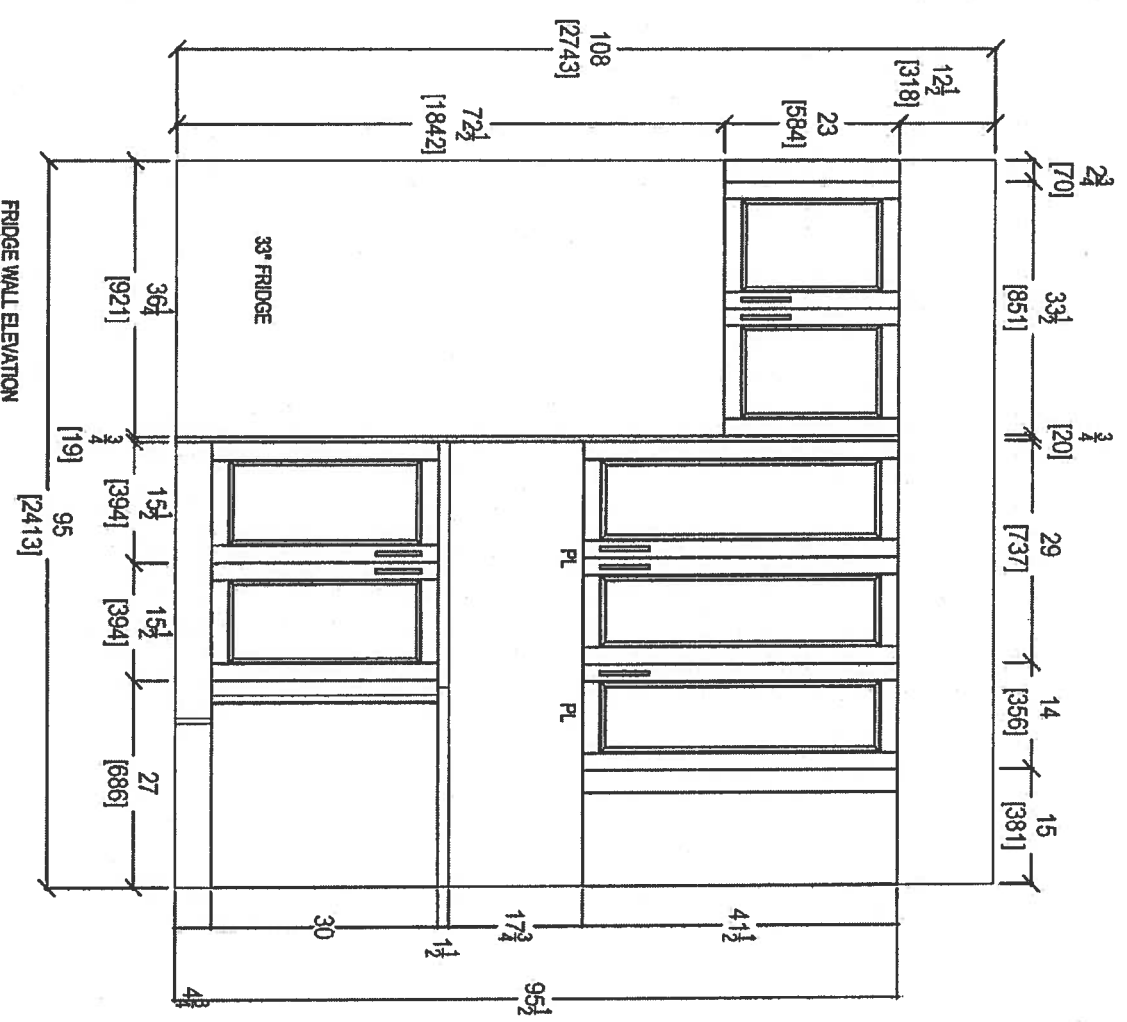
Hampton



Nov 23, 2017

CLIENT: ROYAL PINE HOMES	JOB NAME: UNIT 308 HMP	ROOM: KITCHEN FLOOR PLAN	DRAWN BY: SK	COMMENTS: PLEASE NOTE ALL DIMENSIONS ARE NOT FINAL AND ARE SUBJECT TO CHANGE UPON FINAL SITE MEASURE
SITE: HAMPTON PLACE	DOOR STYLE: —	DOOR HANDLE: —	SCALE: 1/2" = 1'-0"	
PHONE: —	FINISH: —	DRW HANDLE: —	DATE: NOV 22, 2017	
EMAIL: —	SPECIES: —	TOP: —	PAGE: —	

Suite 308 Hampton PL - Rock Light (x4) Rock Lights



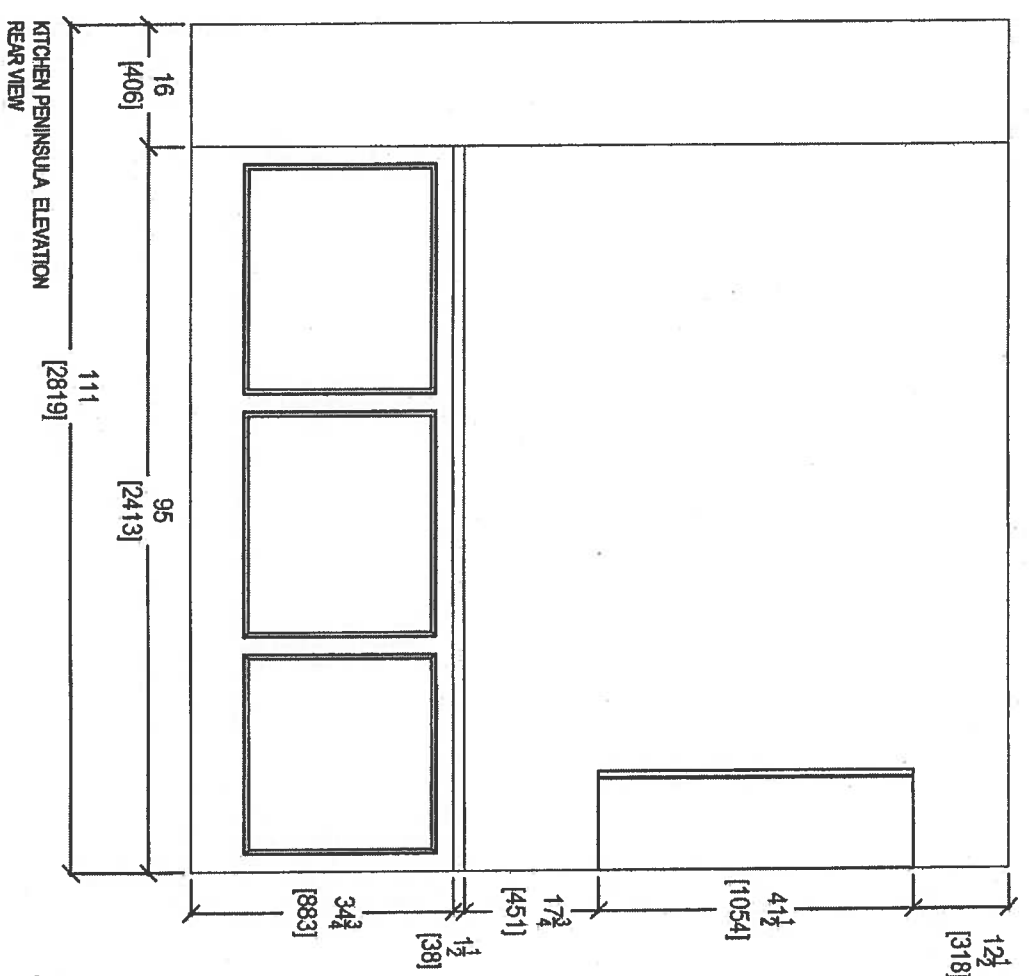
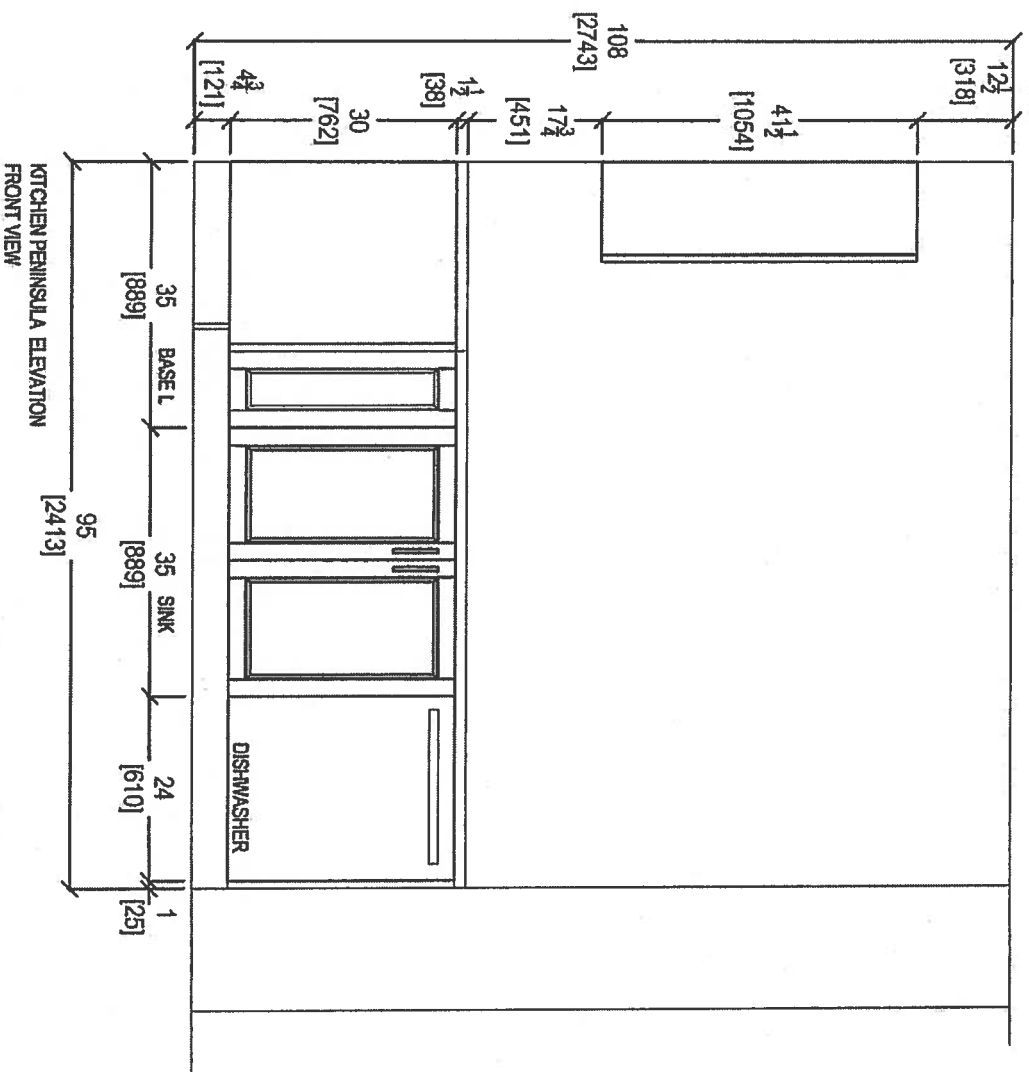
NOV 23 2017



your kitchen, your taste.
80 SANTE DRIVE, VAUGHAN, ONT. L4K 3C4
T: 416.748.1811 F: 416.748.1812

CLIENT: ROYAL PINE HOMES	JOB NAME: UNIT 308 HMP	ROOM: KITCHEN	DRAWN BY: SK	COMMENTS:
SITE: HAMPTON PLACE	DOOR STYLE: —	DOOR HANDLE: —	SCALE: 1/2" = 1'-0"	PLEASE NOTE ALL DIMENSIONS ARE NOT FINAL AND ARE SUBJECT TO CHANGE UPON FINAL SITE MEASURE
PHONE: —	FINISH: —	DRW HANDLE: —	DATE: NOV 22, 2017	
EMAIL: —	SPECIES: —	TOP: —	PAGE: —	

Suite 308 Hampton



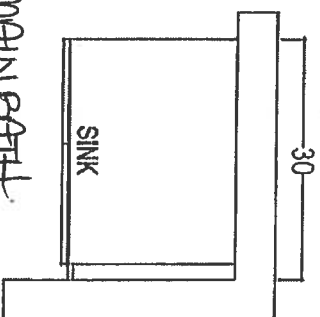
Nov 23 2017



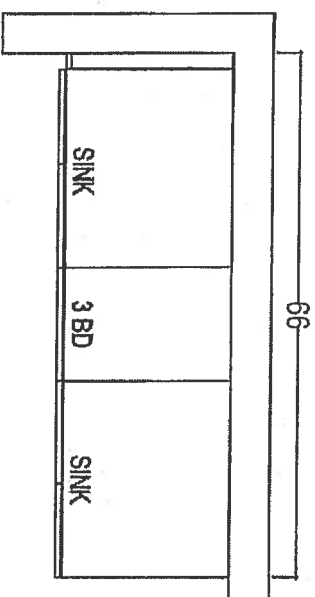
your kitchen, your taste.
80 SANTE DRIVE, VAUGHAN, ONT. L4K 3C4,
T: 416.746.1811 F: 416.746.1812

CLIENT: ROYAL PINE HOMES	JOB NAME: UNIT 308 HAMP	ROOM: KITCHEN	DRAWN BY: SK	COMMENTS:
SITE: HAMPTON PLACE	DOOR STYLE: —	DOOR HANDLE: —	SCALE: 1/2" = 1' - 0"	PLEASE NOTE ALL DIMENSIONS ARE NOT FINAL AND ARE SUBJECT TO CHANGE UPON FINAL SITE MEASURE
PHONE: —	FINISH: —	DRW HANDLE: —	DATE: NOV 22, 2017	
EMAIL: —	SPECIES: —	TOP: —	PAGE: —	

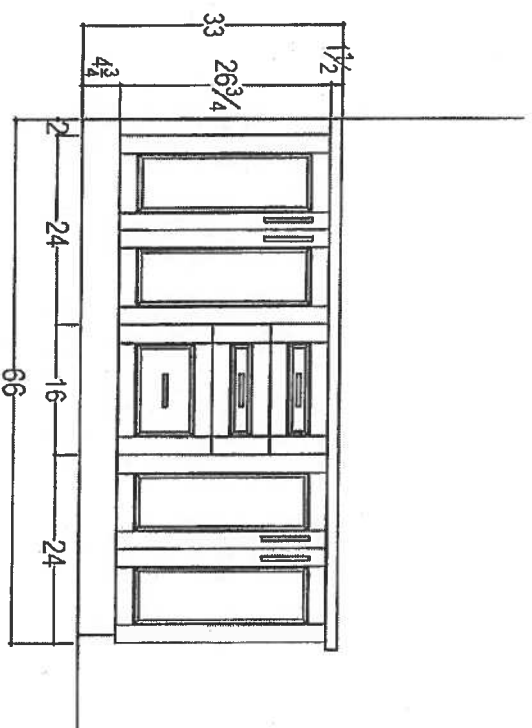
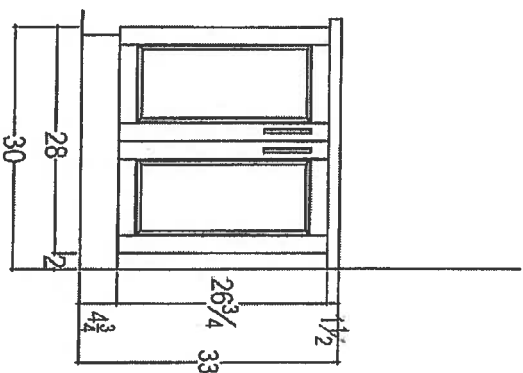
Suite 308 Hampton



MAIN BATH



MASTER ENSUITE



your kitchen, your style.
80 SANTE DRIVE, VAUGHAN, ONTARIO L4K 3C4,
1: 416.746.1511 F: 905.746.1511

CLIENT: ROYAL PINE HOMES	JOB NAME: 2A	ROOM: VANITIES	DRAWN BY: SK
SITE: HAMPTON PLACE	DOOR STYLE: —	DOOR HANDLE: —	SCALE: 1/2" = 1' - 0"
PHONE: —	FINISH: —	DRW HANDLE: —	DATE: AUG 4, 2017
EMAIL: —	SPECIES: —	TOP: —	PAGE: —

COMMENTS:
PLEASE NOTE ALL DIMENSIONS
ARE NOT FINAL AND ARE
SUBJECT TO CHANGE UPON
FINAL SITE MEASURE

Suite 308
Hampton

NOV-20, 2017



Upgrade Package I

WRB322DMBM

Whirlpool®

33-inches wide Bottom-Freezer Refrigerator with
SpillGuard™ Glass Shelves - 22 cu. ft

<http://www.whirlpool.com>

Key Features:

- SpillGuard™ Glass Shelves
- Adaptive Defrost / *Factory Installed Icemaker*
- FreshFlow™ Produce Preserver
- LED Interior Lighting
- ENERGY STAR® Qualified

Product Dimensions:

Height: 70

Width: 32 5/8

Depth: 33 3/8

Electrical Requirements:

15


Additional Information:

[Use And Care Guide](#)

[Dimension Guide](#)

[Energy Guide](#)

[Warranty Certificate](#)



INVESTED
IN
AMERICA



©Registered trademark/TM Trademark of Whirlpool, U.S.A. © 2016 Whirlpool Corporation. All Rights Reserved.
All other trademarks are owned by their respective companies.
Because Whirlpool Corporation policy includes a continuous commitment to improve our products, we reserve the right to change materials and specifications without notice. We also reserve the right to discontinue or transition products without notice.
Manufacturer's Suggested Retail Price (MSRP) and Minimum Advertised Price (MAP) provided for reference purposes only. Dealer alone determines advertised and retail prices.
Created On: Tuesday, March 14, 2017 11:30:08

Suite 308
Hampton

Upgrade
Package I

NOV-20-2017



WEE745H0FS

Whirlpool®

<http://www.whirlpool.com>

6.4 Cu. Ft. Slide-In Electric Range with True Convection



Key Features:

- Frozen Bake™ Technology
- True Convection Cooking
- FlexHeat™ Triple Radiant Element
- Convection Conversion
- AquaLift® Self-Cleaning Technology
- Temperature Sensor
- Rapid Preheat
- 6.4 Cu. Ft. Capacity
- Easy-Wipe Ceramic Glass Cooktop
- Large Oven Window
- Max Capacity Rack
- Hidden Bake Element

Product Dimensions:

Height: 36

Width: 29 7/8

Additional Information:

[Use And Care Guide](#)

[Dimension Guide](#)

[Installation Guide](#)

[Warranty Certificate](#)

INVESTED
IN
AMERICA



©Registered trademark/TM Trademark of Whirlpool, U.S.A. © 2016 Whirlpool Corporation. All Rights Reserved. All other trademarks are owned by their respective companies.


Because Whirlpool Corporation policy includes a continuous commitment to improve our products, we reserve the right to change materials and specifications without notice. We also reserve the right to discontinue or transition products without notice.

Manufacturer's Suggested Retail Price (MSRP) and Minimum Advertised Price (MAP) provided for reference purposes only. Dealer alone determines advertised and retail prices.

Created On: Friday, January 27, 2017 10:46:47

Suite 308
Hampton

Upgrade
Package 1

Nov. 20, 2017


YWMH76719CS



<http://www.whirlpool.com>

1.9 cu. ft. Microwave Hood Combination with
TimeSavor™ Plus True Convection

Key Features:

- TimeSavor™ Plus True Convection Cooking System
- Steam Cooking
- Sensor Cooking
- AccuPop™ Cycle
- CleanRelease® Non-Stick Interior
- SteamClean Option
- Integrated Hidden Vent and Console
- Auto Adapt Fan
- Recessed, Stoppable Glass Turntable
- Universal Microwave Steamer
- 1.9 cu. ft. Capacity
- 1,100 Watts Cooking Power

Product Dimensions:

Height: 17 1/8

Width: 29 15/16

Depth: 18 1/2

Electrical Requirements:

15 or 20. 120 V.

Additional Information:


Use And Care Guide

Installation Guide

Warranty Certificate

Available in:

 Stainless Steel



©Registered trademark/TM Trademark of Whirlpool, U.S.A. © 2013 Whirlpool Corporation. All Rights Reserved.
All other trademarks are owned by their respective companies.
Because Whirlpool Corporation policy includes a continuous commitment to improve our products, we reserve the right to change materials and specifications without notice. We also reserve the right to discontinue or transition products without notice.
Manufacturer's Suggested Retail Price (MSRP) and Minimum Advertised Price (MAP) provided for reference purposes only. Dealer alone determines advertised and retail prices.
Created On: Monday, March 14, 2016 13:16:48

Suite 308
Hampton

Upgrade
Package 1

Nov 20, 2017
~~164~~

WDTA50SAHZ

Whirlpool

<http://www.whirlpool.com>

Contemporary Design. Stainless Steel Tub
Dishwasher with TotalCoverage Spray Arm

Key Features:

- Sensor Cycle
- TotalCoverage Spray Arm
- 1-Hour Wash Cycle
- Tap Touch Controls

Product Dimensions:

Height: 34 1/2

Width: 23 7/8

Depth: 24 1/2

Additional Information:


[Use And Care](#)

[Dimension Guide](#)

[Installation Guide](#)

[Energy Guide](#)

[Warranty](#)



Available in:

☒ Black

Fingerprint Resistant Sunset Bronze

Fingerprint Resistant Black Stainless

☐ White

☐ Fingerprint Resistant Stainless Steel

INVESTED
IN
AMERICA




®Registered trademark/TM Trademark of Whirlpool, U.S.A. © 2016 Whirlpool Corporation. All Rights Reserved. All other trademarks are owned by their respective companies.

Because Whirlpool Corporation policy includes a continuous commitment to improve our products, we reserve the right to change materials and specifications without notice. We also reserve the right to discontinue or transition products without notice.

Manufacturer's Suggested Retail Price (MSRP) and Minimum Advertised Price (MAP) provided for reference purposes only. Dealer alone determines advertised and retail prices.

Suite 308
Hampton

Upgrade
Package I


Nov. 20, 2017


WFW75HEFW



<http://www.whirlpool.com>

4.5 cu. ft. Front Load Washer with Precision
Dispense



Key Features:

- Precision Dispense
- Adaptive Wash Technology
- Smooth Wave Stainless Steel Wash Basket
- 4.5 cu. ft. Capacity
- ENERGY STAR® Qualified

Product Dimensions:

Height: 39 3/4

Width: 27

Depth: 33 5/16

Electrical Requirements:

15 or 20. 120 V.

Additional Information:

[Use And Care Guide](#)

[Dimension Guide](#)

[Installation Guide](#)

[Energy Guide](#)

[Warranty Certificate](#)


INVESTED
IN
AMERICA



©Registered trademark/TM Trademark of Whirlpool, U S A. ©2013 Whirlpool Corporation All Rights Reserved.
All other trademarks are owned by their respective companies.
Because Whirlpool Corporation policy includes a continuous commitment to improve our products, we reserve
the right to change materials and specifications without notice. We also reserve the right to discontinue or
transition products without notice.
Manufacturer's Suggested Retail Price (MSRP) and Minimum Advertised Price (MAP) provided for reference
purposes only. Dealer alone determines advertised and retail prices.
Created On: Wednesday, March 23, 2016 11:51:03

Suite 308
Hampton

Upgrade
Package 1

NOV-20, 2017



YWED75HEFW

8.5 cu. ft. Duet® High Efficiency Front Load Electric
Dryer with ENERGY STAR®

MSRP: \$0.00

Whirlpool®

<http://www.whirlpool.com>



Key Features:

- Advanced Moisture Sensing System
- Quad Baffles
- Tap Touch Controls with Memory
- EcoBoost™ Option
- Wrinkle Shield™ Plus Option
- Undercounter Installation
- 7.4 Cu. Ft. Capacity
- ENERGY STAR® Qualified

Product Dimensions:

Height: 39
Width: 27
Depth: 31

Additional Information:

[Use And Care](#)
[Installation Guide](#)
[Warranty](#)

Available in:

☐ White

INVESTED
IN
AMERICA




®Registered trademark/TM Trademark of Whirlpool, U.S.A. © 2016 Whirlpool Corporation. All Rights Reserved. All other trademarks are owned by their respective companies.

Because Whirlpool Corporation policy includes a continuous commitment to improve our products, we reserve the right to change materials and specifications without notice. We also reserve the right to discontinue or transition products without notice.

Manufacturer's Suggested Retail Price (MSRP) and Minimum Advertised Price (MAP) provided for reference purposes only. Dealer alone determines advertised and retail prices.

Suite 308
Hampton

Nov. 20, 2017


CONNOLLY Marble & Granite Ltd.

EDGE
DETAILS

004

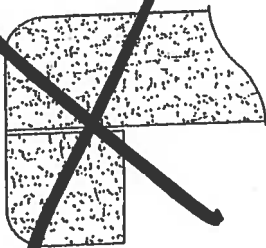
A.



STRAIGHT EDGE
(STANDARD - 3/4")

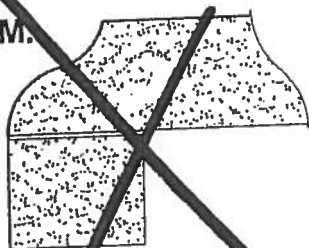
Standard:
Kitchen
Main Bath
Master Ensuite

~~I.~~



~~DOUBLE TOP "D" EDGE
(STANDARD - 1 1/2")~~

~~M.~~



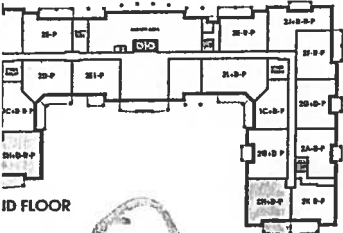
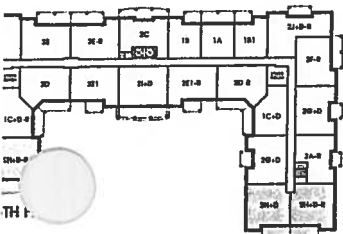
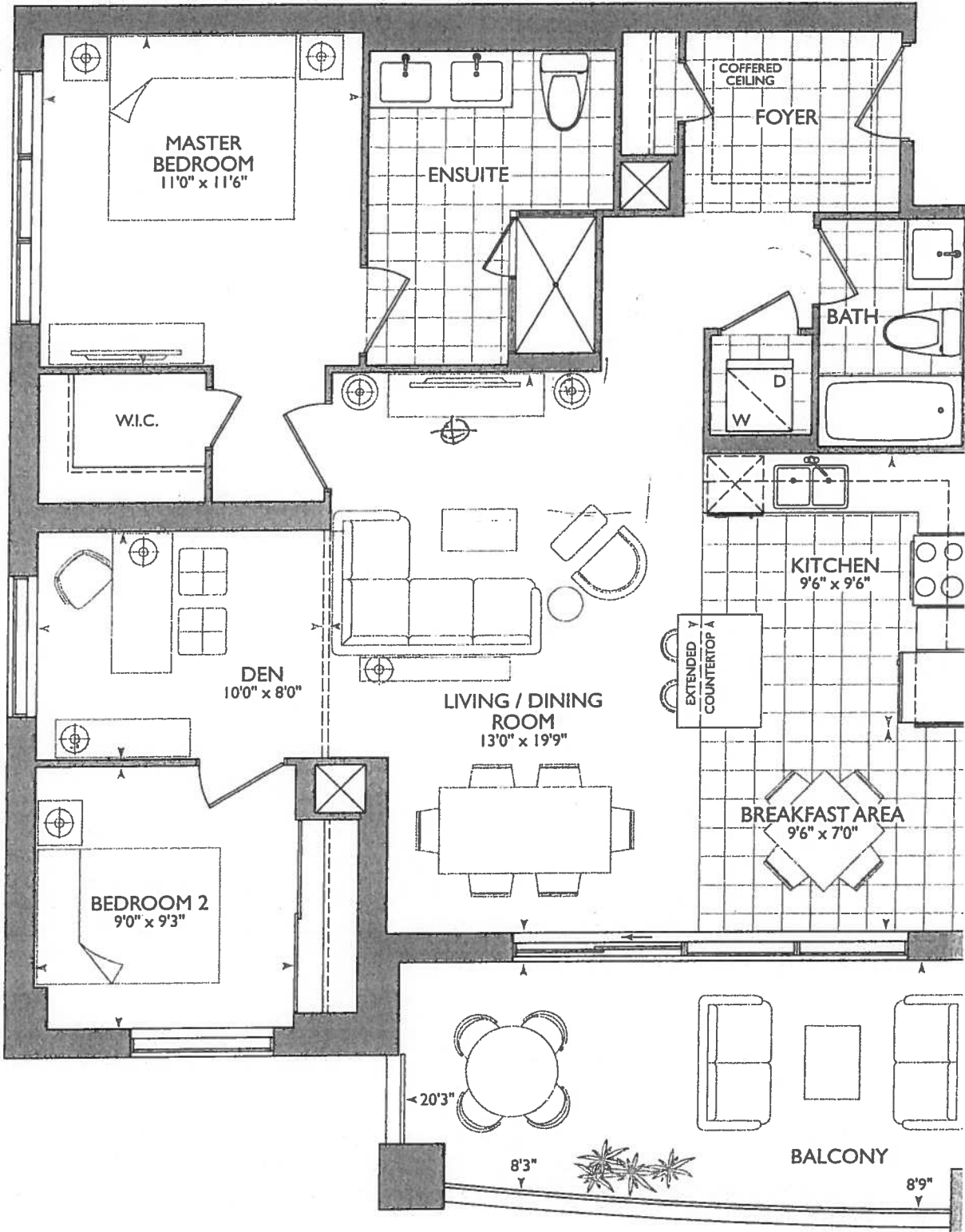
~~OGIVE - SQUARE EDGE
(MED./HIGH - 1 1/2")~~

EDGING UP-GRADE OPTIONS



ORIGINAL
Glen Cove SUITE 309

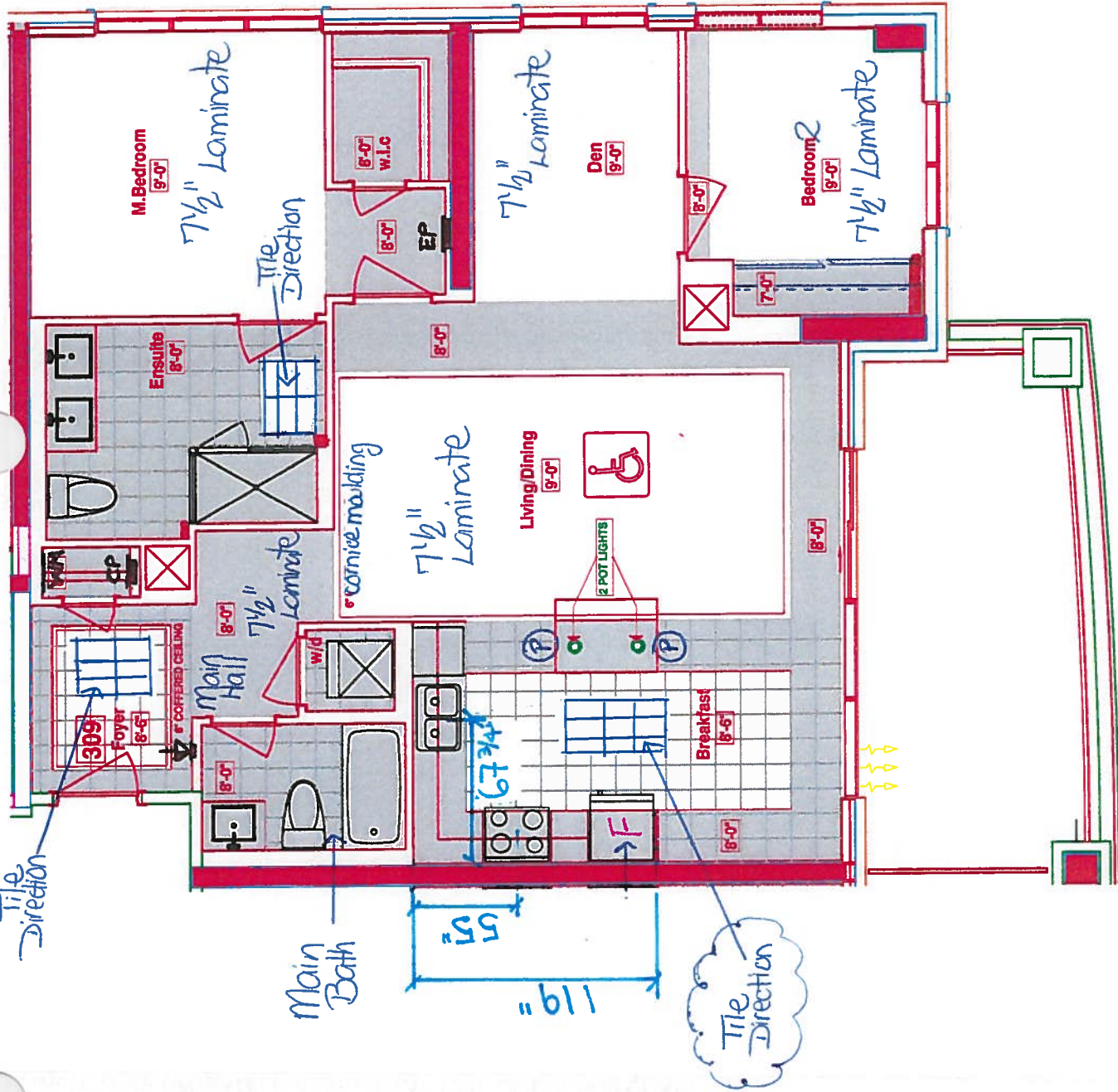
1,162 SQ FT *plus 168 sq. ft. of balcony area*



November 30, 2017

RA
PK

* BARRIER FREE SUITE *



KITCHEN

- UPG #1 = APPLIANCE PACKAGE
 - (2x) = PLUGS ISLAND
 - (2x) = POTS OVER ISLAND
 - (6x) = PUCK LIGHTS
 - 55" STOVE PIPE CENTER
 - 67 3/4" SINK PIPE CENTER
- * MAN/ENSUITE RASID VANITY
36'14" (+ 3" SPLASH

6" WALL
BEHIND W/D
ELIMINATE JOG
AT FRIDGE WALL

LEGEND:	
	SECURITY PANEL
	ELECTRICAL PANEL
	COMMUNICATION PANEL
	WATER METER
	FRIDGE
	DROPPED AREA
	6" CROWN MOLDING
	BARRIER FREE SUITE

SUITES 309 - GLENCOVE

Royal Pine Homes 25 Boker Hill Blvd - Stouffville, ON Oct 20, 2017

RECEIVED
Oct 25 17



CONSTRUCTION SUMMARY

Hampton Place

PURCHASERS: ROBERT HOSANG and ROSEMARIE HOSANG

TEL: RES.: 905-780-0870

LOT NUMBER	PHASE	HOUSE TYPE	CLOSING DATE
309	1	GLEN COVE	27-Sep-18

Offer Workshee	TANDEM PARKING SPACE IN LIEU OF SINGLE PARKING SPACE Note:
Offer Workshee	PURCHASER TO RECEIVE \$5,000(INCLUDES APPLICABLE TAXES) WORTH OF UPGRADES AT THE DECOR CENTER AT TIME OF COLOUR CHART. Note:
Offer Upgrade	2 POT LIGHTS , IF POSSIBLE , ONE ON EITHER SIDE OF ISLAND IN KITCHEN IN BULKHEAD AS PER SKETCH Note:



SITE COPY

CONSTRUCTION SUMMARY

Hampton Place

PURCHASERS: ROBERT HOSANG and ROSEMARIE HOSANG

TEL: RES.: 905-780-0870

LOT NUMBER	PHASE	HOUSE TYPE	CLOSING DATE	
309	1	GLEN COVE	27-Sep-18	

Date Added: 30-Nov-17 Invoice Number: 7043

1 - KITCHEN & BATHROOMS - SEE QUALITY TOPS & KITCHENS FOR ALL KITCHEN & BATHROOMS UPGRADES / LAYOUTS.
(Upgrade Package #1) (See Attached QTK Paperwork)

1 - KITCHEN - CABINETRY HARDWARE - Install UPGRADE PACKAGE #1 HARDWARE - STYLE #53718-G10 - To be installed throughout kitchen cabinetry, where applicable. (See Sketch)
Note:

2 - KITCHEN - Install TWO (2) ADDITIONAL PUCK LIGHTS (Same Switch as Standard Puck Lights) at kitchen. To be installed below kitchen cabinetry, where applicable. (See Attached QTK Layout for Locations)
Note: Purchaser Paying Difference for Additional Puck Lights - Standard Kitchen to Receive Four (4) Puck Lights - Upgrade Kitchen Requires Six (6) Puck Lights

1 - KITCHEN - Install Standard Granite Countertop - BIANCO ANTICO - To be installed throughout kitchen, where applicable. (does not include granite backsplash) (See Sketch)
Note:

1 - KITCHEN - Countertop Edging - Install UPGRADE " M " EDGING - To be installed throughout kitchen countertop, where applicable. (See Sketch)
Note:

1 - DISCLAIMER - GRANITE COUNTERTOP;
KITCHEN - Due to the many variables that can affect the pattern, colour and/or design and "pitting" of natural products, granite installed will not be identical to the samples displayed.
Note: Every effort is made to provide granite countertops as close as possible but the vendor is not responsible for results which differ from the sample displayed. All countertop surfaces may have seams, and product pattern and shade can change in areas containing seams.

1 - DISCLAIMER - STONE COUNTERTOP;
KITCHEN - Stone slabs vary in size & all seams are visible & the fabricator reserves the right to position the seams as necessary.
Note:

1 - KITCHEN - Kitchen Sink - Install Upgrade Undermount Sink - BLANCO Quatrus R15 Double Bowl Undermount Sink - Model # 401519 (See Attached)
Note:

1 - KITCHEN - Kitchen Faucet - Install Standard Faucet - DELTA Chrome Pull-Out Kitchen Faucet (Single Hole) - Model # 469LF - Chrome
Note:

1 - KITCHEN - Kitchen Backsplash - Install Standard 3x6 Subway White Backsplash Tiles in UPGRADE BRICK PATTERN - To be installed throughout kitchen, where applicable. (does not include behind the fridge or stove) (See Sketch)
Note:

1 - APPLIANCE PACKAGE - Install Upgrade Appliance Package - UPGRADE PACKAGE #1 - To be installed throughout suite, where applicable. (See Sketch)
Note:

1 - KITCHEN - Install WATER LINE ROUGH-IN ONLY To Fridge at Kitchen (See Sketch)
Note:

1 - MAIN BATH & MASTER ENSUITE - Install RAISED VANITY HEIGHTS at Main Bath and Master Ensuite Vanities, where applicable. (See Attached QTK Paperwork) (See Sketch)
Note:

1 - CLARIFICATION;
MAIN BATH & MASTER ENSUITE - Install Standard 3" Splash throughout Main Bath and Master Ensuite Vanity Countertops, where applicable. (See Sketch)
Note:



SITE COPY

CONSTRUCTION SUMMARY

Hampton Place

PURCHASERS: ROBERT HOSANG and ROSEMARIE HOSANG

TEL: RES.: 905-780-0870

LOT NUMBER	PHASE	HOUSE TYPE	CLOSING DATE	
309	1	GLEN COVE	27-Sep-18	

Date Added: 30-Nov-17 Invoice Number: 7043

1 - DISCLAIMER - STONE COUNTERTOP;
MAIN BATH & MASTER ENSUITE - Stone slabs vary in size & all seams are visible & the fabricator reserves the right to position the seams as
ary.

80 - MASTER ENSUITE - 2ND UPGRADE - PORCELAIN TILES - 12x24 CALACATTA POLISH - To be installed throughout master ensuite floor
(To be Installed Straight) (See Sketch)
Note: Includes Rectified

70 - MASTER ENSUITE - 2ND UPGRADE - PORCELAIN TILES - 12x24 CALACATTA POLISH - To be installed throughout master ensuite
shower stall (To be Installed Vertically / Stacked) (See Sketch)
Note: Includes Rectified

1 - CLARIFICATION;
MAIN BATH & MASTER ENSUITE - Install Standard Plumbing Fixtures throughout Main Bath and Master Ensuite, where applicable. (See Sketch)
Note:

1 - CLARIFICATION;
MASTER ENSUITE - Purchaser accepts & acknowledges the standard frameless glass enclosure at master ensuite shower stall will NOT touch the
ceiling and will receive a Standard Chrome Header. (See Sketch)
Note:

1 - BONUS PACKAGE - PURCHASER HAS APPLIED \$4,096.00 (Includes Taxes) WORTH OF UPGRADE PROMOTIONAL PACKAGE
TOWARDS THE PURCHASE OF UPGRADES COMPLETED AT THE DECOR CENTRE.
Note:

PURCHASER HAS ATTENDED A COLOR APPOINTMENT AT THE DECOR CENTRE AND HAS DECLINED ANY ADDITIONAL
UPGRADES. Purchaser accepts and acknowledges that there will be no further changes/additions/deletions to be made upon signing on November
30,2017
Note:

1 - PURCHASER AWARE AND ACCEPTS THAT ANY CHANGES MADE TO UPGRADES AFTER SIGNING THIS PURCHASERS EXTRA
FORM ARE SUBJECT TO A MINIMUM ADMINISTRATION FEE OF \$1,000 PLUS A 10% HOLDBACK FEE.
Note:

This Document is Extremely Time Sensitive - Printed 16 Feb 18 at 14:09



Purchasers ROBERT HOSANG & ROSEMARIE HOSANG		Decor Consultant Melissa Di Marino	Model Type GLEN COVE	Telephone Res. / Bus (905) 780-0870 /	Project Hampton Place	Closing Date 27/09/2018	Unit 309
--	--	---------------------------------------	-------------------------	--	--------------------------	----------------------------	-------------

	Flooring		Wall Tile			Pattern
	Description	Main	Accent/Insert			
✓ MASTER ENSUITE	12x24 CALCATTA POLISH (STRAIGHT) (UPG)	12x24 Calcutta Polish (Vertically) (UPG)	NONE			NONE
✓ MAIN BATHROOM	13x13 SEAL GREY (STD)	8x10 NATURALE GRIGIO (STD)	NONE			NONE
POWDER ROOM	N/A	N/A	N/A			N/A
✓ KITCHEN / DINETTE	12x24 H-STONE LIGHTGREY (STRAIGHT) (STD)	3x6 SUBWAY WHITE (BrickPattern)(Upg)	NONE			NONE
✓ FOYER	12x24 H-STONE LIGHTGREY (STRAIGHT) (STD)	N/A	N/A			N/A
✓ LAUNDRY	8x8 BEHRAM PINK (STD)	N/A	N/A			N/A
MAIN HALL	7 1/2" TorleysForest-NorthernCordillera 9687P (STD)	N/A	N/A			N/A
✓ LIVING ROOM	7 1/2" TorleysForest-NorthernCordillera 9687P (STD)					
✓ DINING ROOM	7 1/2" TorleysForest-NorthernCordillera 9687P (STD)					
✓ DEN	7 1/2" TorleysForest-NorthernCordillera 9687P (STD)					
✓ MASTER BEDROOM	7 1/2" TorleysForest-NorthernCordillera 9687P (STD)					
✓ BEDROOM 2	7 1/2" TorleysForest-NorthernCordillera 9687P (STD)					
✓ BEDROOM 3	N/A					

Notes

Consultant:	Purchaser:	Purchaser:	Vendor:
Melissa Di Marino	ROBERT HOSANG	ROSEMARIE HOSANG	Hampton Place

Printed Nov 30, 2017 12:11 pm



* INTERIOR

OUR SCHEME

*

Purchasers	Decor Consultant	Model Type	Telephone Res. / Bus	Project	Closing Date	Unit
ROBERT HOSANG & ROSEMARIE HOSANG	Melissa Di Marino	GLEN COVE	(905) 780-0870 /	Hampton Place	27/09/2018	309

Page 2 of 3

CABINETRY, VANITIES AND COUNTERTOPS

	Style	Countertop	Counter Edge	Handle / Knob	APPLIANCE PACKAGE
MAIN BATHROOM	CATEGORY 1 - FIBERBOARD - WHITE QT 1203 (STD)	ASPEN TERRA WHITE (STD)	1" A" EDGE (STD)	B603-SC	Upgrade Package #1
MASTER ENSUITE	CATEGORY 2 - MAPLE - CHESTNUT QT 2503 (STD)	ASPEN TERRA WHITE (STD)	1" A" EDGE (STD)	B603-SC	
POWDER ROOM	N/A	N/A	N/A	N/A	
KITCHEN / DINETTE	CATEGORY 1 - FIBERBOARD - WHITE QT 1203 (STD)	BIANCO ANTICO GRANITE (STD)	1" M" EDGE (UPG)	53718-G10	
LAUNDRY ROOM	N/A	N/A	N/A	N/A	Std 31in Opening

PLUMBING FIXTURES

KITCHEN	
Sink Model	UPG - Blanco Quattrus R15 #401519
Sink Faucet	STANDARD
TOILETS	
Master Ensuite	STANDARD
Main Bathroom	STANDARD
Powder Room	N/A
VANITY FAUCETS	
Master Ensuite	STANDARD
Main Bathroom	STANDARD
Powder Room	N/A
VANITY SINKS	
Master Ensuite	STANDARD
Main Bathroom	STANDARD
Powder Room	N/A
SHOWER STALL / TUBS	
Master Ensuite Shower Stall	STANDARD
Master Ensuite Tub	N/A
Main Bathroom Tub	STANDARD

Trim

Baseboard & Casing	STANDARD
Interior Doors	STANDARD - CARRARA SMOOTH

Levers

Door Height	STANDARD
-------------	----------

Cornice Moulding / Medallion

Foyer	STANDARD - #CTR-611
Living Room	STANDARD - #CTR-611
Dining Room	STANDARD - #CTR-611
Den	NONE
Master Bedroom	NONE
Bedroom 2	NONE
Bedroom 3	N/A

Fireplace

Fireplace	N/A
Location Flooring	N/A
Style	N/A
Finish	N/A
Marble	N/A
Hearth	N/A

Paint Throughout

Walls	STANDARD - BIRCH WHITE
Trim	STANDARD - WHITE

Page 2 of 3

Decor Consultant:

Melissa Di Marino

Purchaser:

ROBERT HOSANG

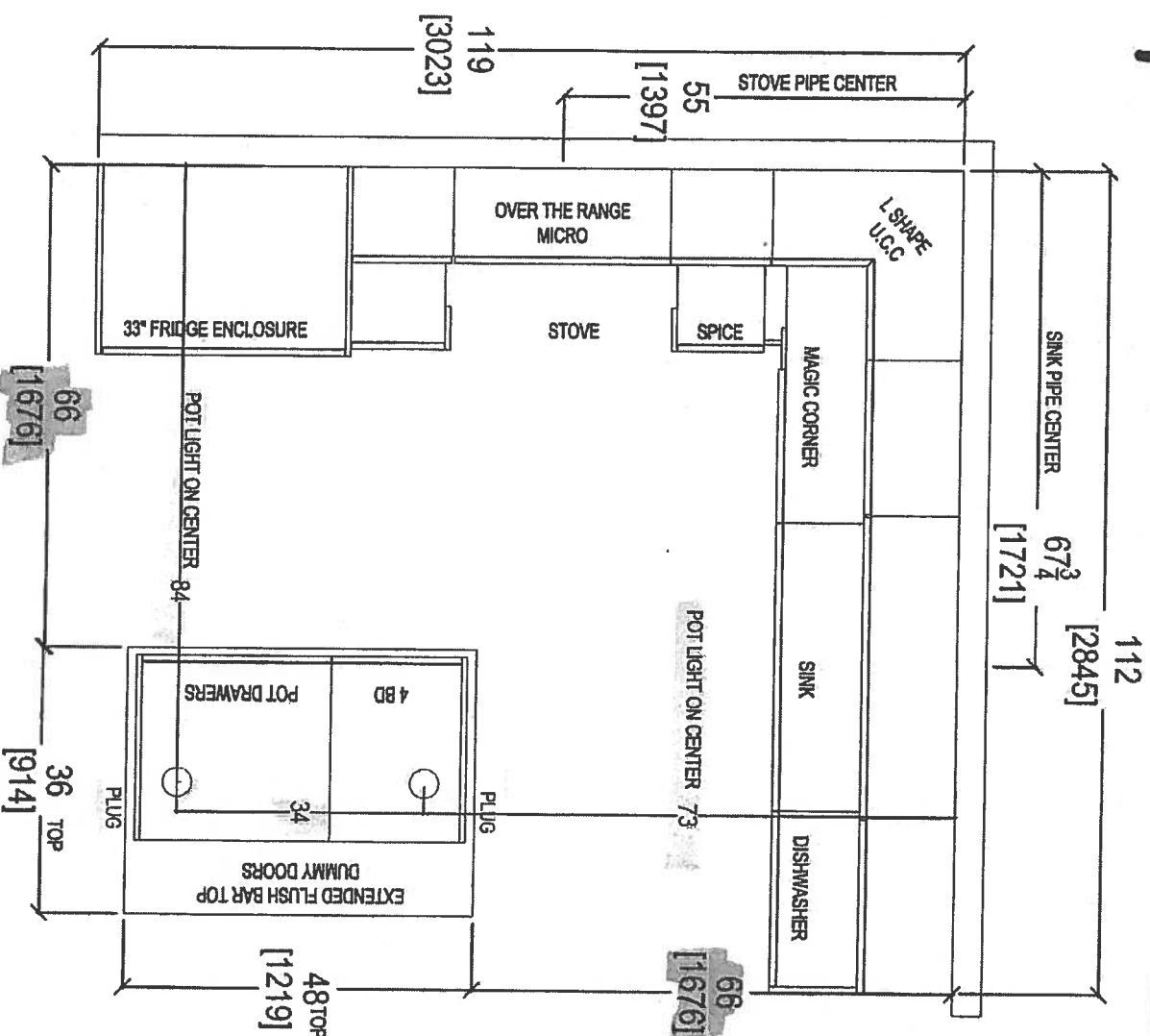
Purchaser:

ROSEMARIE HOSANG

Vendor:

Hampton Place

Suite 309 Hampton



- UPG #1 = Appliance Package
 - (2x) = Plugs Island
 - (2x) = Pots over Island
 - (6x) = Puck Lights
- * Main / Ensuite Raised Vanities 36 1/4" @ 3" splash.

Dec 5, 2017

CLIENT: ROYAL PINE HOMES	UNIT: 309 HAMP UPGRADE PACKAGE 1	ROOM: KITCHEN FLOOR PLAN	DRAWN BY: SK
SITE: HAMPTON PLACE	DOOR STYLE: —	DOOR HANDLE: —	SCALE: 1/2" = 1'-0"
PHONE: —	FINISH: —	DRW HANDLE: —	DATE: DEC 4, 2017
EMAIL: —	SPECIES: —	TOP: —	PAGE: —

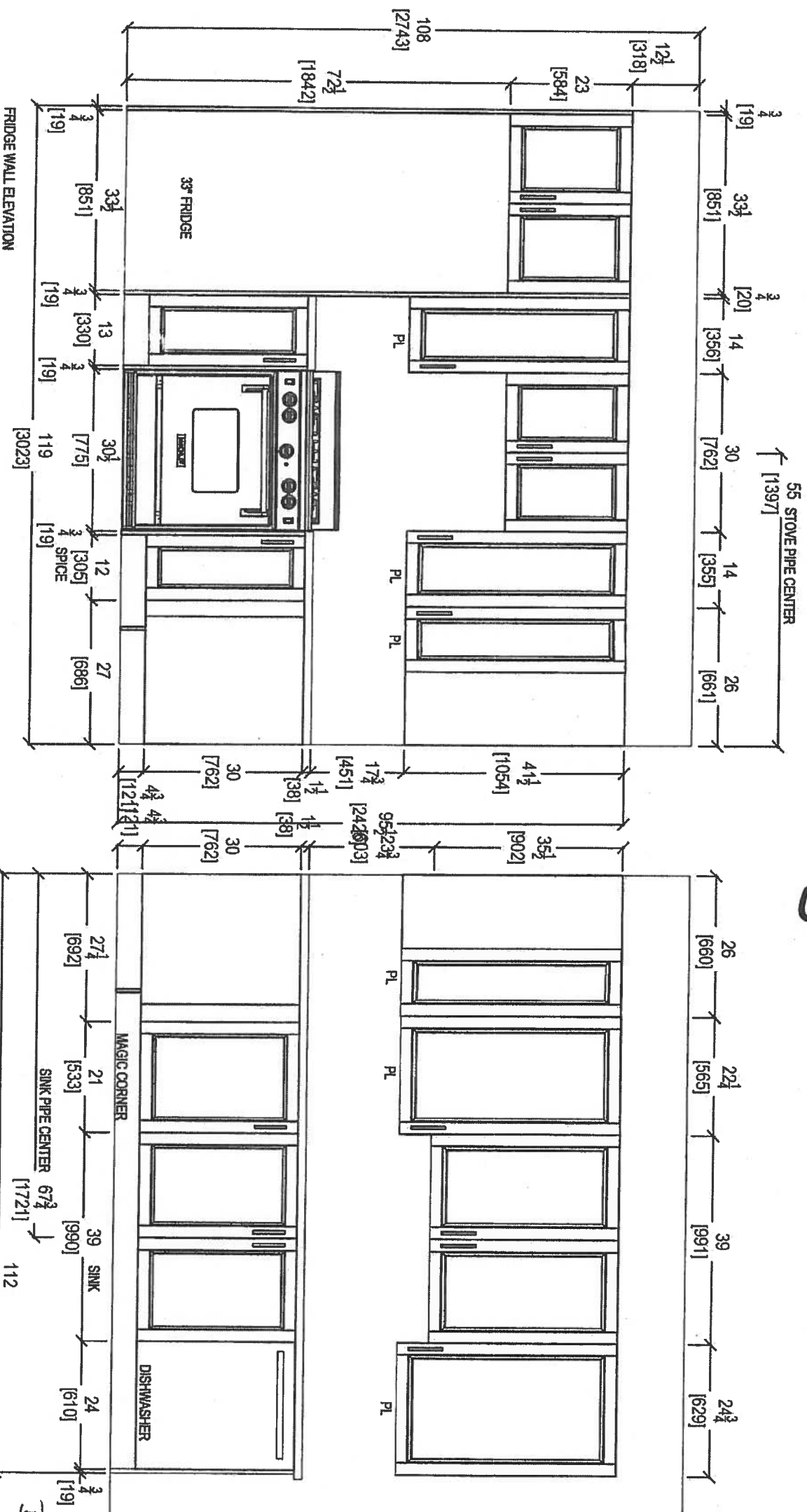


your kitchen, your taste

80 SANTE DRIVE, VAUGHAN
T: 416.746.1811 F: 905.746.1811

COMMENTS:
PLEASE NOTE ALL DIMENSIONS ARE NOT FINAL AND ARE SUBJECT TO CHANGE UPON FINAL SITE MEASURE

Suite 309 Hampton PL -> Rock Light x6



NO FUEL LIGHTS

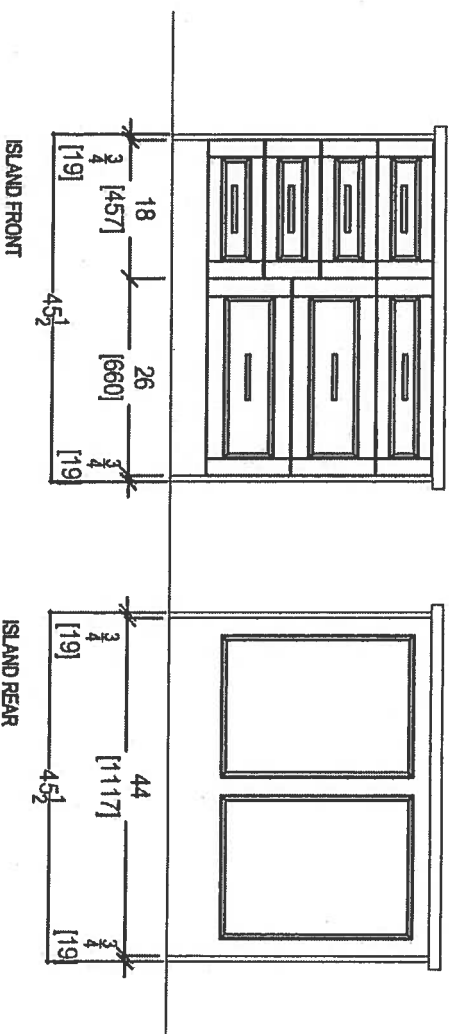
DEC. 5, 2017



your kitchen, your taste.
80 SANTE DRIVE, VAUGHAN, ONT. L4K 3C4,
T: 416.746.1811 F: 905.746.1811


CLIENT: ROYAL PINE HOMES	UNIT 309 HAMP UPGRADE PACKAGE 1	ROOM: KITCHEN	DRAWN BY: SK	COMMENTS:
SITE: HAMPTON PLACE	DOOR STYLE: —	DOOR HANDLE: —	SCALE: 1/2" = 1'-0"	PLEASE NOTE ALL DIMENSIONS ARE NOT FINAL AND ARE SUBJECT TO CHANGE UPON FINAL SITE MEASURE
PHONE: —	FINISH: —	DRW HANDLE: —	DATE: AUG 4, 2017	
EMAIL: —	SPECIES: —	TOP: —	PAGE: —	

Suite 309 Hampton



Dec 5, 2017

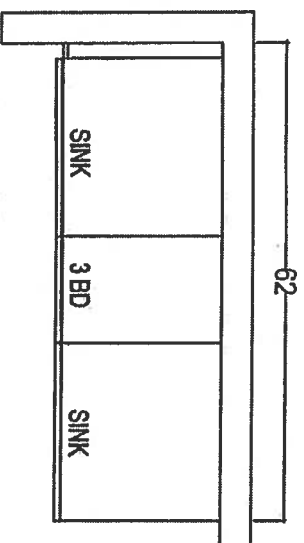
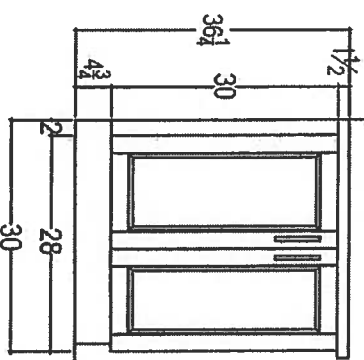


 your hidden, quiet fact, 80 SANTE DRIVE, VAUGHAN, ONT. M4A 1B1 T: 416.746.1811 F: 416.746.1812		CLIENT: ROYAL PINE HOMES		UNIT 309 HMP UPGRADE PACKAGE 1		ROOM: KITCHEN		DRAWN BY: SK		COMMENTS: PLEASE NOTE ALL DIMENSIONS ARE NOT FINAL AND ARE SUBJECT TO CHANGE UPON FINAL SITE MEASURE
SITE: HAMPTON PLACE		DOOR STYLE: —		DOOR HANDLE: —		SCALE: 1/2" = 1'-0"				
PHONE: —		FINISH: —		DRW HANDLE: —		DATE: AUG 4, 2017				
EMAIL: —		SPECIES: —		TOP: —		PAGE: —				
K-3CA, 01										

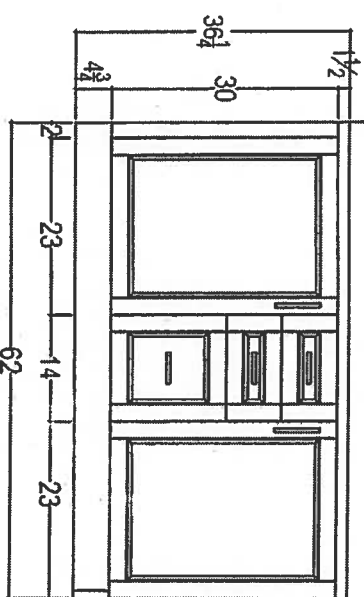
Suite 309 Hampton



Main Bath
*Raised Height



MASTER ENSUITE
*Raised Height



Dec. 5, 2017

CLIENT: ROYAL PINE HOMES

SITE: HAMPTON PLACE

PHONE: —

EMAIL: —

UNIT 309 HMP UPGRADE PACKAGE 1

DOOR STYLE: —

FINISH: —

SPECIES: —

ROOM: VANITIES

DOOR HANDLE: —

DRW HANDLE: —

TOP: —

DRAWN BY: SK

SCALE: 1/2" = 1'-0"

DATE: DEC 4, 2017

PAGE: —

COMMENTS:

PLEASE NOTE ALL DIMENSIONS
ARE NOT FINAL AND ARE
SUBJECT TO CHANGE UPON
FINAL SITE MEASURE



your kitchen, your way
80 SANTE DRIVE, VAUGHAN, ONTARIO L4K 3C4,
T: 416.748.1811 F: 416.748.1812

Suite 309
Hampton

Upgrade
Package I

WRB322DMBM



Whirlpool®

<http://www.whirlpool.com>

33-inches wide Bottom-Freezer Refrigerator with
SpillGuard™ Glass Shelves - 22 cu. ft

Key Features:

- SpillGuard™ Glass Shelves
- Adaptive Defrost / *Factory Installed Icemaker*
- FreshFlow™ Produce Preserver
- LED Interior Lighting
- ENERGY STAR® Qualified

Product Dimensions:

Height: 70

Width: 32 5/8

Depth: 33 3/8

Electrical Requirements:

15


Additional Information:

[Use And Care Guide](#)

[Dimension Guide](#)

[Energy Guide](#)

[Warranty Certificate](#)



INVESTED
IN
AMERICA



®Registered trademark/TM Trademark of Whirlpool, U.S.A. © 2016 Whirlpool Corporation. All Rights Reserved.
All other trademarks are owned by their respective companies.

Because Whirlpool Corporation policy includes a continuous commitment to improve our products, we reserve the right to change materials and specifications without notice. We also reserve the right to discontinue or transition products without notice.

Manufacturer's Suggested Retail Price (MSRP) and Minimum Advertised Price (MAP) provided for reference purposes only. Dealer alone determines advertised and retail prices.

Created On: Tuesday, March 14, 2017 11:30:08

Suite 309
Hampton

Upgrade
Package I



WEE745H0FS

Whirlpool®

6.4 Cu. Ft. Slide-In Electric Range with True
Convection

<http://www.whirlpool.com>



Key Features:

- Frozen Bake™ Technology
- True Convection Cooking
- FlexHeat™ Triple Radiant Element
- Convection Conversion
- AquaLift® Self-Cleaning Technology
- Temperature Sensor
- Rapid Preheat
- 6.4 Cu. Ft. Capacity
- Easy-Wipe Ceramic Glass Cooktop
- Large Oven Window
- Max Capacity Rack
- Hidden Bake Element

Product Dimensions:

Height: 36

Width: 29 7/8

Additional Information:

[Use And Care Guide](#)

[Dimension Guide](#)

[Installation Guide](#)

[Warranty Certificate](#)

INVESTED
IN
AMERICA



®Registered trademark/TM Trademark of Whirlpool, U.S.A. © 2016 Whirlpool Corporation. All Rights Reserved.
All other trademarks are owned by their respective companies.
Because Whirlpool Corporation policy includes a continuous commitment to improve our products, we reserve the right to change materials and specifications without notice. We also reserve the right to discontinue or transition products without notice.
Manufacturer's Suggested Retail Price (MSRP) and Minimum Advertised Price (MAP) provided for reference purposes only. Dealer alone determines advertised and retail prices.
Created On: Friday, January 27, 2017 10:46:47

Suite 309
Hampton

Upgrade
Package 1



YWMH76719CS




<http://www.whirlpool.com>

1.9 cu. ft. Microwave Hood Combination with
TimeSaver™ Plus True Convection

Key Features:

- TimeSaver™ Plus True Convection Cooking System
- Steam Cooking
- Sensor Cooking
- AccuPop™ Cycle
- CleanRelease® Non-Stick Interior
- SteamClean Option
- Integrated Hidden Vent and Console
- Auto Adapt Fan
- Recessed, Stoppable Glass Turntable
- Universal Microwave Steamer
- 1.9 cu. ft. Capacity
- 1,100 Watts Cooking Power



Product Dimensions:

Height: 17 1/8

Width: 29 15/16

Depth: 18 1/2

Electrical Requirements:

15 or 20. 120 V.

Additional Information:

[Use And Care Guide](#)

[Installation Guide](#)

[Warranty Certificate](#)

Available in:

 Stainless Steel



©Registered trademark/TM Trademark of Whirlpool, U.S.A. © 2013 Whirlpool Corporation All Rights Reserved
All other trademarks are owned by their respective companies.

Because Whirlpool Corporation policy includes a continuous commitment to improve our products, we reserve the right to change materials and specifications without notice. We also reserve the right to discontinue or transition products without notice.

Manufacturer's Suggested Retail Price (MSRP) and Minimum Advertised Price (MAP) provided for reference purposes only. Dealer alone determines advertised and retail prices.

Created On: Monday, March 14, 2016 13:16:48

Suite 309
Hampton

Upgrade
Package 1

WDTA50SAHZ



Contemporary Design. Stainless Steel Tub
Dishwasher with TotalCoverage Spray Arm

Whirlpool®

<http://www.whirlpool.com>

Key Features:

- Sensor Cycle
- TotalCoverage Spray Arm
- 1-Hour Wash Cycle
- Tap Touch Controls

Product Dimensions:

Height: 34 1/2
Width: 23 7/8
Depth: 24 1/2

Additional Information:


[Use And Care](#)

[Dimension Guide](#)

[Installation Guide](#)

[Energy Guide](#)

[Warranty](#)



Available in:

● Black

Fingerprint Resistant Sunset Bronze

Fingerprint Resistant Black Stainless

○ White

Fingerprint Resistant Stainless Steel

INVESTED
IN
AMERICA



©Registered trademark/TM Trademark of Whirlpool, U.S.A. © 2016 Whirlpool Corporation. All Rights Reserved. All other trademarks are owned by their respective companies.

Because Whirlpool Corporation policy includes a continuous commitment to improve our products, we reserve the right to change materials and specifications without notice. We also reserve the right to discontinue or transition products without notice.

Manufacturer's Suggested Retail Price (MSRP) and Minimum Advertised Price (MAP) provided for reference purposes only. Dealer alone determines advertised and retail prices.

Suite 309
Hampton

Upgrade
Package I



WFW75HEFW



<http://www.whirlpool.com>

5 cu. ft. Front Load Washer with Precision
Dispense

Key Features:

- Precision Dispense
- Adaptive Wash Technology
- Smooth Wave Stainless Steel Wash Basket
- 4.5 cu. ft. Capacity
- ENERGY STAR® Qualified

Product Dimensions:

Height: 39 3/4

Width: 27

Depth: 33 5/16

Electrical Requirements:

15 or 20. 120 V.

Additional Information:


[Use And Care Guide](#)

[Dimension Guide](#)

[Installation Guide](#)

[Energy Guide](#)

[Warranty Certificate](#)



INVESTED
IN
AMERICA



©Registered trademark/TM Trademark of Whirlpool, U.S.A. ©2013 Whirlpool Corporation All Rights Reserved.
All other trademarks are owned by their respective companies.
Because Whirlpool Corporation policy includes a continuous commitment to improve our products, we reserve
the right to change materials and specifications without notice. We also reserve the right to discontinue or
transition products without notice.
Manufacturer's Suggested Retail Price (MSRP) and Minimum Advertised Price (MAP) provided for reference
purposes only. Dealer alone determines advertised and retail prices.
Created On: Wednesday, March 23, 2016 11:51:03

Suite 309
Hampton

Upgrade
Package 1




YWED75HEFW

8.5 cu. ft. Duet® High Efficiency Front Load Electric
Dryer with ENERGY STAR®

MSRP: \$0.00

Whirlpool®

<http://www.whirlpool.com>



Key Features:

- Advanced Moisture Sensing System
- Quad Baffles
- Tap Touch Controls with Memory
- EcoBoost™ Option
- Wrinkle Shield™ Plus Option
- Undercounter Installation
- 7.4 Cu. Ft. Capacity
- ENERGY STAR® Qualified

Product Dimensions:

Height: 39
Width: 27
Depth: 31

Additional Information:

[Use And Care](#)
[Installation Guide](#)
[Warranty](#)

Available in:

☐ White

INVESTED
IN
AMERICA



®Registered trademark/TM Trademark of Whirlpool, U.S.A. © 2016 Whirlpool Corporation All Rights Reserved. All other trademarks are owned by their respective companies.

Because Whirlpool Corporation policy includes a continuous commitment to improve our products, we reserve the right to change materials and specifications without notice. We also reserve the right to discontinue or transition products without notice.

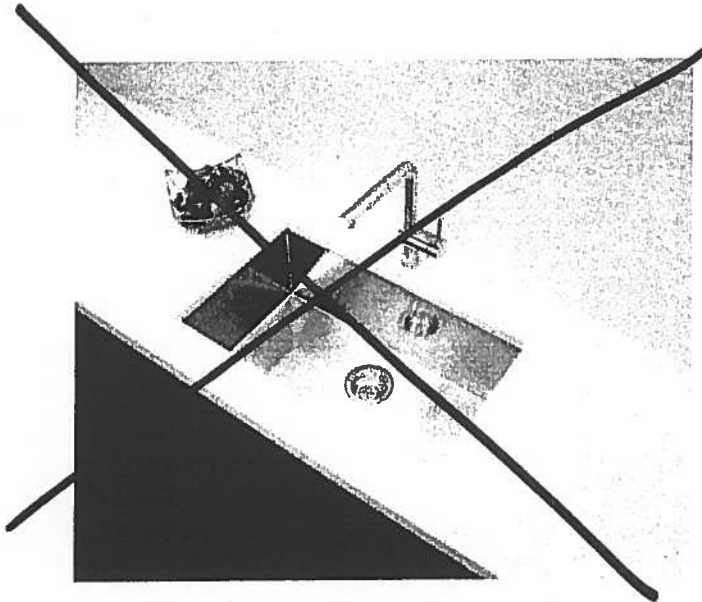
Manufacturer's Suggested Retail Price (MSRP) and Minimum Advertised Price (MAP) provided for reference purposes only. Dealer alone determines advertised and retail prices.

Upgrade Kitchen Sinks




BLANCO

Suite 309
Hampton



**Blanco Quatrus U Super Single
Undermount Sink
#401248**

Kitchen
Sink



**Blanco Quatrus R15 Two Bowl
Undermount Sink
#401519**


Suite 309 Hampton

Kitchen Sink


Product Specification Sheet

BLANCO QUATRUS R15 U 2

Satin brushed finish



PRODUCT DIMENSIONS



BLANCO
QUATRUS R15 U 2

Colour Finish

Model No.

FEATURES / SPECIFICATIONS



Satin brushed
finish

401519

- German designed and engineered
- Premium 304 series, 18 gauge stainless steel
- 18/10 chrome-nickel content for exceptional lustre, durability and strength
- Rear-positioned drain holes for maximum usable bowl and cabinet storage space
- X-pattern drain grooves
- 15 mm radius corners for easy cleaning
- 3 1/2" (90mm) stainless steel strainers included
- Clips, template included
- Limited Lifetime Warranty

DESIGN AND PLANNING TIPS

Cabinet Size: 36" (915 mm)

Bowl depth: 9" (230 mm) / 9" (230 mm)

Depending on cabinet construction, a different cabinet size may be required.
Consult the cabinet manufacturer.

WARRANTY

Limited Lifetime warranty

Code/Standards Compliance

BLANCO sinks and faucets are third-party tested and certified to CSA, cUPC, ANSI/ASME and NSF standards and listed by applicable certification bodies. For more information on individual product listings, contact our office or listing organization.

BLANCO CANADA
100 Corporation Drive
Brampton, ON L6S 6B5

Tel: 905 494 2400
Fax: 905 494 2425
www.blancocanada.com

Toll Free: 1 877 425 2626
Toll Free: 1 877 825 2626

© 2016 BLANCO CANADA

Countertop Edges

Suite 309

Hampton



Nov. 30, 2017

CONNOLLY

Marble & Granite Ltd.

EDGE DETAILS

004

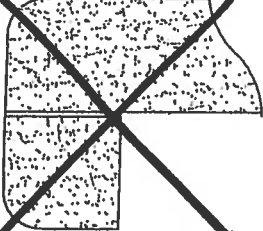
A.



STRAIGHT EDGE
(STANDARD - 3/4")

Standard:
Main Bath
Master Ensuite

~~I.~~



~~DOUBLE TOP "D" EDGE
(STANDARD - 1 1/2")~~

M.



OGEE - SQUARE EDGE
(MED./HIGH - 1 1/2")

Upgrade:
Kitchen

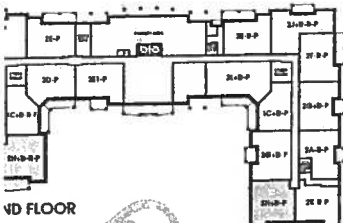
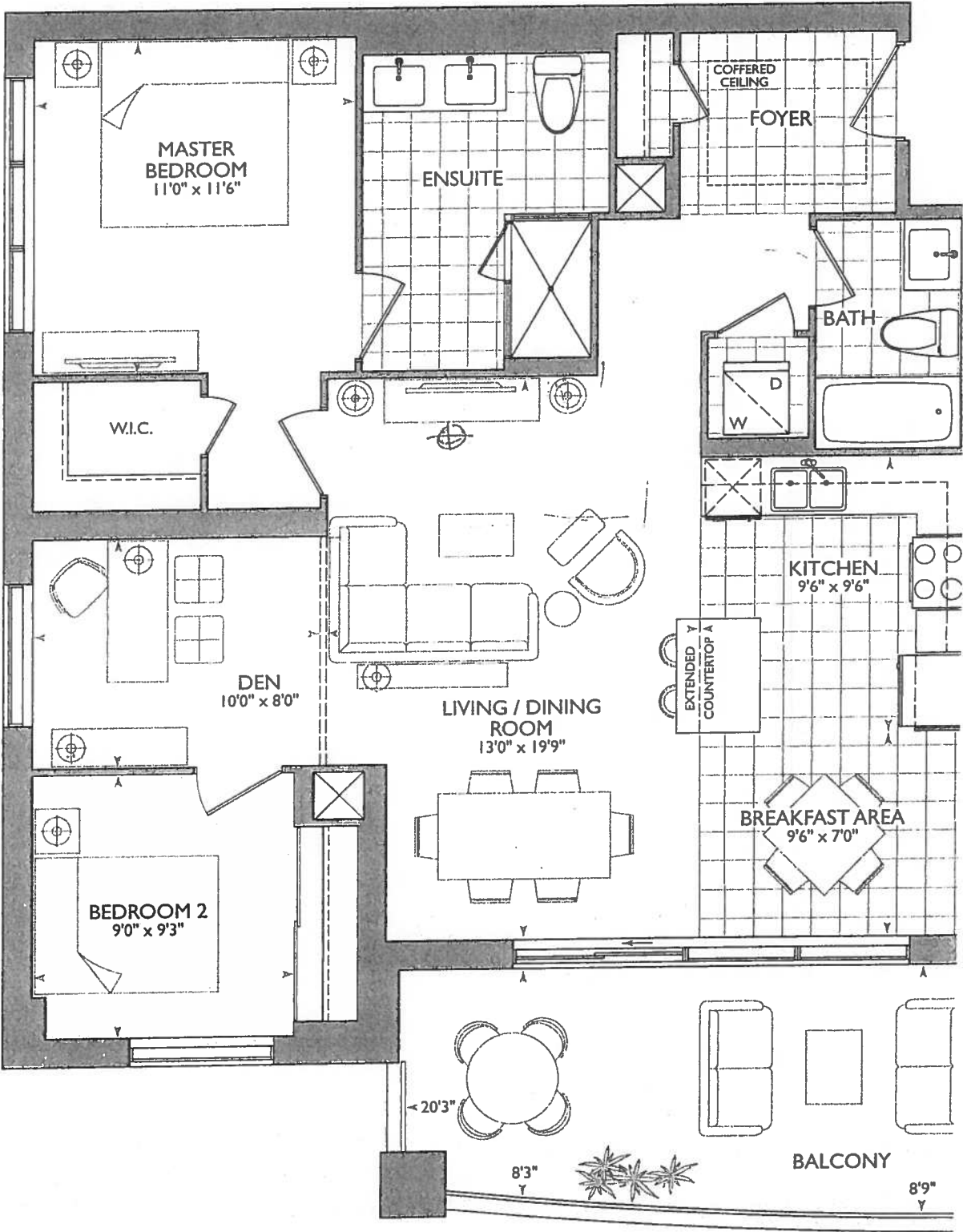
EDGING UP-GRADE OPTIONS



Glen Cove

SUITE 310

1,162 SQ FT *plus* 168 sq. ft. of balcony area



November 27, 2017



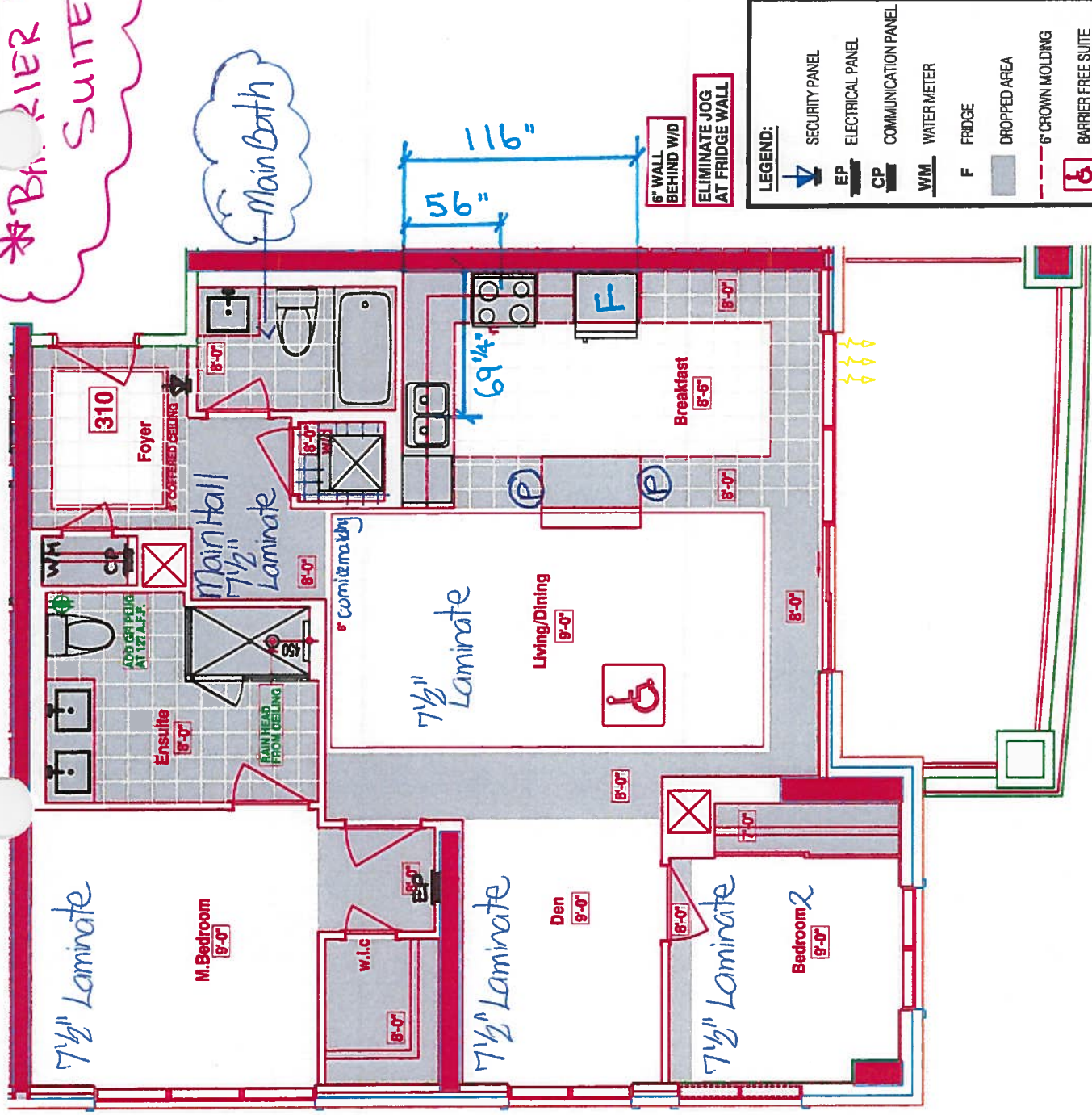
* Delete All Bathroom Ceramic Accessories → Master Ensuite & Main Bath *

* GFI PLUG BESIDE ENSUITE TOILET

KITCHEN

- (P) = x2 = ISLAND PLUGS
- STD APPLIANCE PACKAGE
- (4x) = PUCK LIGHTS
- 56" STOVE PIPE CENTER
- 69 1/4" SINK PIPE CENTER

* BARRIER FREE SUITE *





CONSTRUCTION SUMMARY

Hampton Place

PURCHASERS: SEBASTIANA RUSCICA and CORRADO RUSCICA

TEL: RES.: 905-910-9739 BUS.: 647-297-4591

LOT NUMBER	PHASE	HOUSE TYPE	CLOSING DATE
310	1	GLEN COVE	28-Sep-18

Offer Workshee	PURCHASER TO RECEIVE \$5,000(INCLUDES APPLICABLE TAXES) WORTH OF UPGRADES AT THE DECOR CENTER AT TIME OF COLOUR CHART. Note:
-------------------	---

Workshee	TANDEM PARKING SPACE IN LIEU OF SINGLE PARKING SPACE Note:
----------	---

Offer Upgrade	RAINHEAD FROM CEILING IN MASTER ENSUITE , AS PER VENDORS STANDARD SAMPLES Note:
------------------	--

Offer Upgrade	GFI ELECTRICAL RECEPTACLE IN MASTER ENSUITE NEXT TO WATER VALVE BY TOILET Note:
------------------	--



SITE COPY

CONSTRUCTION SUMMARY

Hampton Place

PURCHASERS: SEBASTIANA RUSCICA and CORRADO RUSCICA

TEL: RES.: 905-910-9739 BUS.: 647-297-4591

LOT NUMBER	PHASE	HOUSE TYPE	CLOSING DATE	
310	1	GLEN COVE	28-Sep-18	

Date Added: 27-Nov-17

Invoice Number: 7037

1 - KITCHEN & BATHROOMS - Purchaser has DECLINED All Upgrades offered during decor appointment at the decor centre for kitchen & bathroom cabinetry. Standard Kitchen Layout & Standard Bathroom Vanities to be installed as per standard plan. (See Sketch)

1 - KITCHEN - CABINETRY - Install UPGRADE PACKAGE #1 CABINETRY - Category 3 Fiberboard Cloud White QT 4801 - To be installed throughout kitchen, where applicable. (See Sketch)
Note:

1 - KITCHEN - Install Standard Granite Countertop - BIANCO ANTICO - To be installed throughout kitchen, where applicable. (Does not include granite backsplash) (See Sketch)
Note:

1 - DISCLAIMER - GRANITE COUNTERTOP;
KITCHEN - Due to the many variables that can affect the pattern, colour and/or design and "pitting" of natural products, granite installed will not be identical to the samples displayed.
Note: Every effort is made to provide granite countertops as close as possible but the vendor is not responsible for results which differ from the sample displayed. All countertop surfaces may have seams, and product pattern and shade can change in areas containing seams.

1 - DISCLAIMER - STONE COUNTERTOP;
KITCHEN - Stone slabs vary in size & all seams are visible & the fabricator reserves the right to position the seams as necessary.
Note:

1 - KITCHEN - Kitchen Sink - Install Standard Undermount Sink - BLANCO Horizon Plus U2 Undermount Sink (8") - Model # 401234
Note:

KITCHEN - Kitchen Faucet - Install Standard Faucet - DELTA Chrome Pull-Out Kitchen Faucet (Single Hole) - Model # 469LF-Chrome
Note:

1 - APPLIANCE PACKAGE - Install STANDARD APPLIANCE PACKAGE - To be installed throughout suite, where applicable. (See Sketch)
Note:

1 - CLARIFICATION;
MAIN BATH & MASTER ENSUITE - Install Standard 3" Splash throughout Main Bath and Master Ensuite Vanity Countertops, where applicable. (See Sketch)
Note:

1 - DISCLAIMER - STONE COUNTERTOP;
MAIN BATH & MASTER ENSUITE - Stone slabs vary in size & all seams are visible & the fabricator reserves the right to position the seams as necessary.
Note:

1 - CLARIFICATION;
MAIN BATH & MASTER ENSUITE - DELETE Do Not Install / Supply / Credit Purchaser for builders standard ceramic bathroom accessories (toilet paper, towel bar & soap dish) throughout all bathrooms where applicable.
Note: To Include; Main Bath & Master Ensuite (See Sketch)

CLARIFICATION;
BATH & MASTER ENSUITE - Install Standard Plumbing Fixtures throughout Main Bath and Master Ensuite, where applicable. (See Sketch)

1 - CLARIFICATION - REFER TO APAS;
MASTER ENSUITE - Install Rain Shower Head from Ceiling at Master Ensuite Shower Stall - DELTA - Shower Trim and Hansgrohe Slide Bar with Handheld and Ceiling Mount Showerhead
Note: Model # R10000 / T13020-CDN/27454002 / 277440 / RP52382 / RP46870 / RP6025 / R11000 / T11800 - Chrome (See Sketch)

1 - CLARIFICATION;
MASTER ENSUITE - Purchaser accepts & acknowledges the standard frameless glass enclosure at master ensuite shower stall will NOT touch the ceiling and will receive a Standard Chrome Header. (See Sketch)
Note:



SITE COPY

CONSTRUCTION SUMMARY

Hampton Place

PURCHASERS: SEBASTIANA RUSCICA and CORRADO RUSCICA

TEL: RES.: 905-910-9739 BUS.: 647-297-4591

LOT NUMBER	PHASE	HOUSE TYPE	CLOSING DATE	
310	1	GLEN COVE	28-Sep-18	

Date Added: 27-Nov-17

Invoice Number: 7037

1 - BONUS PACKAGE - PURCHASER HAS APPLIED \$3,248.50 (Includes Taxes) WORTH OF UPGRADE PROMOTIONAL PACKAGE TOWARDS THE PURCHASE OF UPGRADES COMPLETED AT THE DECOR CENTRE.

1 - PURCHASER HAS ATTENDED A COLOR APPOINTMENT AT THE DECOR CENTRE AND HAS DECLINED ANY ADDITIONAL UPGRADES. Purchaser accepts and acknowledges that there will be no further changes/additions/deletions to be made upon signing on November 27,2017
Note:

1 - PURCHASER AWARE AND ACCEPTS THAT ANY CHANGES MADE TO UPGRADES AFTER SIGNING THIS PURCHASERS EXTRA FORM ARE SUBJECT TO A MINIMUM ADMINISTRATION FEE OF \$1,000 PLUS A 10% HOLDBACK FEE.
Note:

This Document is Extremely Time Sensitive - Printed 21 Feb 18 at 12:30



* INTERIOR FLOOR SCHEME *

Purchasers

SEBASTIANA RUSCICA & CORRADO RUSCICA

Decor Consultant

Melissa Di Marino

Model Type

GLEN COVE

Telephone Res. / Bus

(905) 910-9739 / (647) 297-4591

Project

Hampton Place

Closing Date

28/09/2018

Unit

310

Page 1 of 3

MASTER ENSUITE

MAIN BATHROOM

POWDER ROOM

KITCHEN / DINETTE

FOYER

LAUNDRY

MAIN HALL

LIVING ROOM

DINING ROOM

DEN

MASTER BEDROOM

BEDROOM 2

BEDROOM 3

Flooring

Description	Pattern
13x13 RUSTIC GREY (STD)	
13x13 RUSTIC GREY (STD)	
N/A	
20x20 PULPIS GRIS (STRAIGHT) (STD)	
20x20 PULPIS GRIS (STRAIGHT) (STD)	
8x8 BEHRAM PINK (STD)	
7 1/2" TorleysForest - SaguenayValley 9744P (STD)	
7 1/2" TorleysForest - SaguenayValley 9744P (STD)	
7 1/2" TorleysForest - SaguenayValley 9744P (STD)	
7 1/2" TorleysForest - SaguenayValley 9744P (STD)	
7 1/2" TorleysForest - SaguenayValley 9744P (STD)	
7 1/2" TorleysForest - SaguenayValley 9744P (STD)	
N/A	

Wall Tile

Main	Accent/Insert	Pattern
8x10 GOLF GRIGIO (STD)	NONE	NONE
8x10 GOLF GRIGIO (STD)	NONE	NONE
N/A	N/A	N/A
12x12 TwilightMocha GlassMosaics (STD)	NONE	NONE
N/A	N/A	N/A
N/A	N/A	N/A

Notes

Page 1 of 3

Consultant:

Melissa Di Marino

Purchaser:

SEBASTIANA RUSCICA

Purchaser:

CORRADO RUSCICA

Vendor:

Hampton Place



* INTERIOR OUR SCHEME *

Purchasers SEBASTIANA RUSCICA & CORRADO RUSCICA		Decor Consultant Melissa Di Marino	Model Type GLEN COVE	Telephone Res. / Bus (905) 910-9739 / (647) 297-4591	Project Hampton Place	Closing Date 28/09/2018	Unit 310
--	--	---------------------------------------	-------------------------	---	--------------------------	----------------------------	-------------

Page 2 of 3

CABINETRY, VANITIES AND COUNTERTOPS

Style	Countertop	Counter Edge	Handle / Knob
<input checked="" type="checkbox"/> CATEGORY 2 - MAPLE - CHESTNUT QT 2503 (STD)	<input checked="" type="checkbox"/> ASPEN TERRA WHITE (STD)	* A " EDGE (STD)	16338-195
<input checked="" type="checkbox"/> CATEGORY 2 - MAPLE - CHESTNUT QT 2503 (STD)	<input checked="" type="checkbox"/> ASPEN TERRA WHITE (STD)	* A " EDGE (STD)	16338-195
N/A	N/A	N/A	N/A
<input checked="" type="checkbox"/> CATEGORY 3 - FIBERBOARD - CLOUD WHITE QT 4801 (UPG)	<input checked="" type="checkbox"/> BIANCO ANTICO GRANTE (STD)	* A " EDGE (STD)	16338-195
N/A	N/A	N/A	N/A

APPLIANCE PACKAGE

Standard Package ✓

Std 31in Opening

PLUMBING FIXTURES

KITCHEN	
Sink Model	<input checked="" type="checkbox"/> STANDARD
Sink Faucet	<input checked="" type="checkbox"/> STANDARD
TOILETS	
Master Ensuite	<input checked="" type="checkbox"/> STANDARD
Main Bathroom	<input checked="" type="checkbox"/> STANDARD
Powder Room	N/A
VANITY FAUCETS	
Master Ensuite	<input checked="" type="checkbox"/> STANDARD
Main Bathroom	<input checked="" type="checkbox"/> STANDARD
Powder Room	N/A
VANITY SINKS	
Master Ensuite	<input checked="" type="checkbox"/> STANDARD
Main Bathroom	<input checked="" type="checkbox"/> STANDARD
Powder Room	N/A
SHOWER STALL / TUBS	
Master Ensuite Shower Stall	<input checked="" type="checkbox"/> STANDARD
Master Ensuite Tub	N/A
Main Bathroom Tub	<input checked="" type="checkbox"/> STANDARD

Trim

Baseboard & Casing	<input checked="" type="checkbox"/> STANDARD
Interior Doors	<input checked="" type="checkbox"/> STANDARD - CARRARA, SMOOTH

Levers

☒ STANDARD

Door Height

Cornice Moulding / Medallion

Foyer	<input checked="" type="checkbox"/> STANDARD - #CTR-611
Living Room	<input checked="" type="checkbox"/> STANDARD - #CTR-611
Dining Room	<input checked="" type="checkbox"/> STANDARD - #CTR-611
Den	NONE
Master Bedroom	NONE
Bedroom 2	NONE
Bedroom 3	N/A

Fireplace

Fireplace	N/A
Location Flooring	N/A
Style	N/A
Finish	N/A
Marble	N/A
Hearth	N/A

MISC. INSTALLATIONS

Ceramic Accessories
(installed by Vendor)
☒ Yes ☒ No

Bathroom Mirrors
(installed by Vendor)
☒ Yes ☐ No

Wire Shelving - Closet
(installed by Vendor)
☒ Yes ☐ No

Paint Throughout

Walls	STANDARD - BIRCH WHITE
Trim	STANDARD - WHITE

Page 2 of 3

Decor Consultant:

Melissa Di Marino

Purchaser:

SEBASTIANA RUSCICA

Purchaser:

CORRADO RUSCICA

Vendor:

Hampton Place

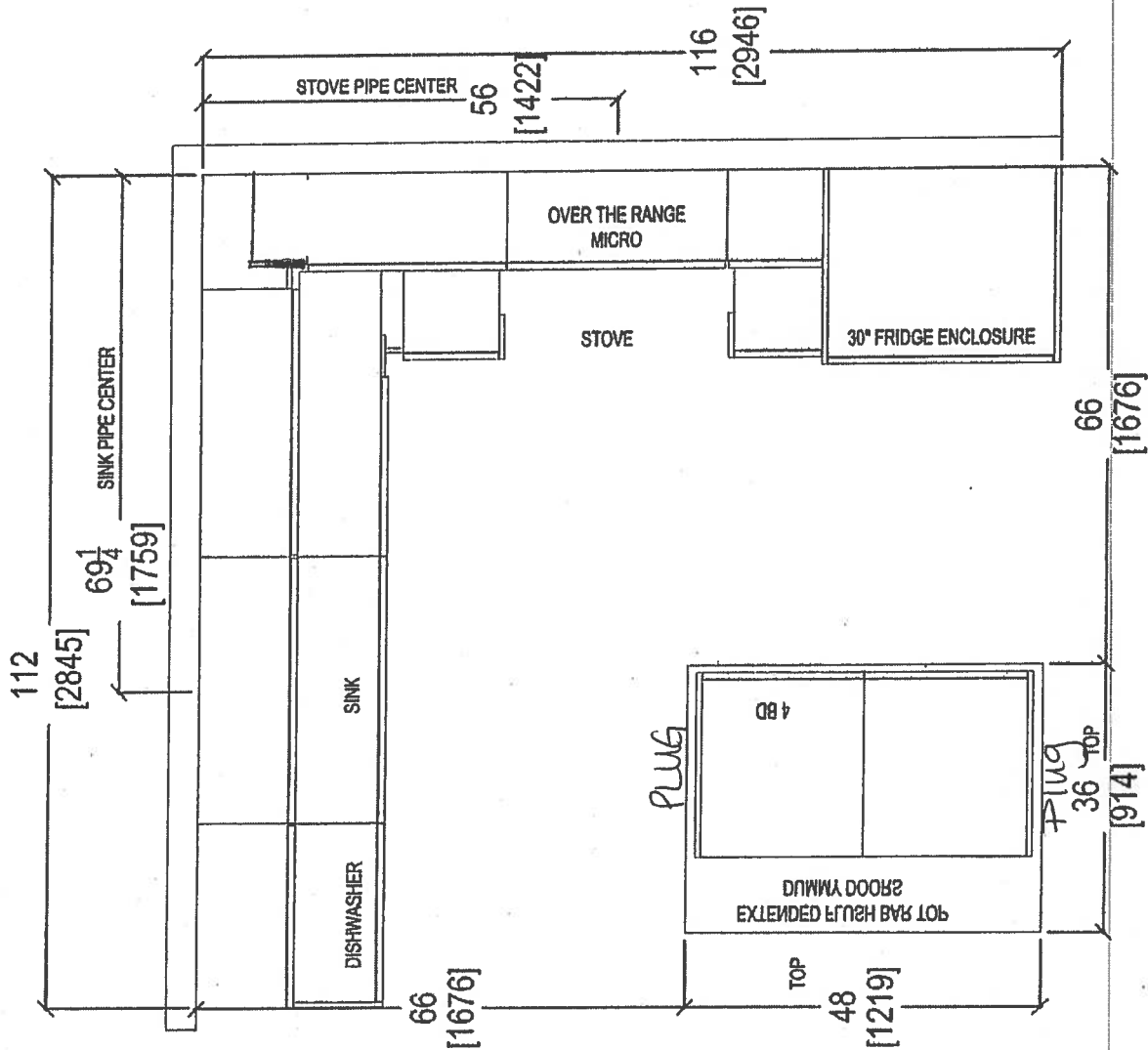
Lot: 310 Project: Hampton Place Model: GLEN COVE

Printed Nov 27, 2017 2:49 pm

Suite 31C

Hampton

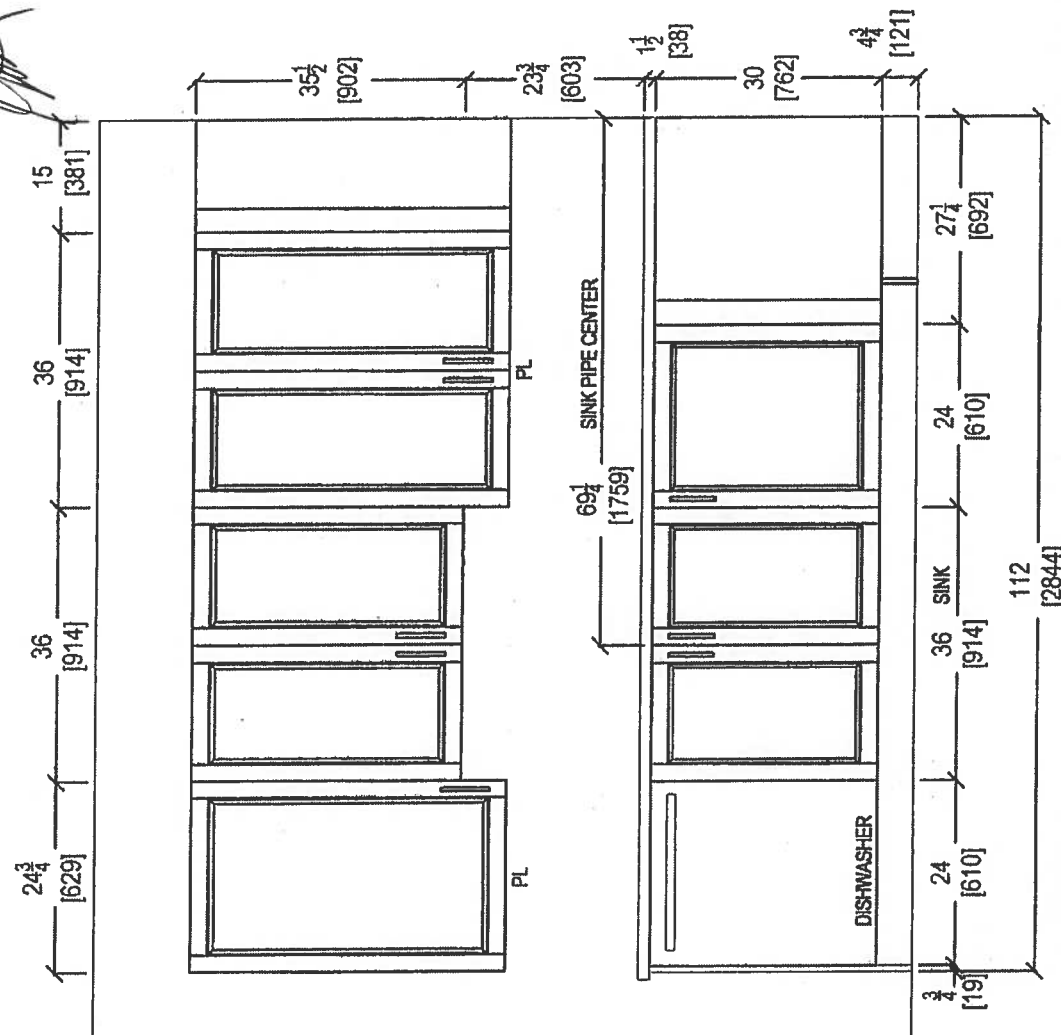
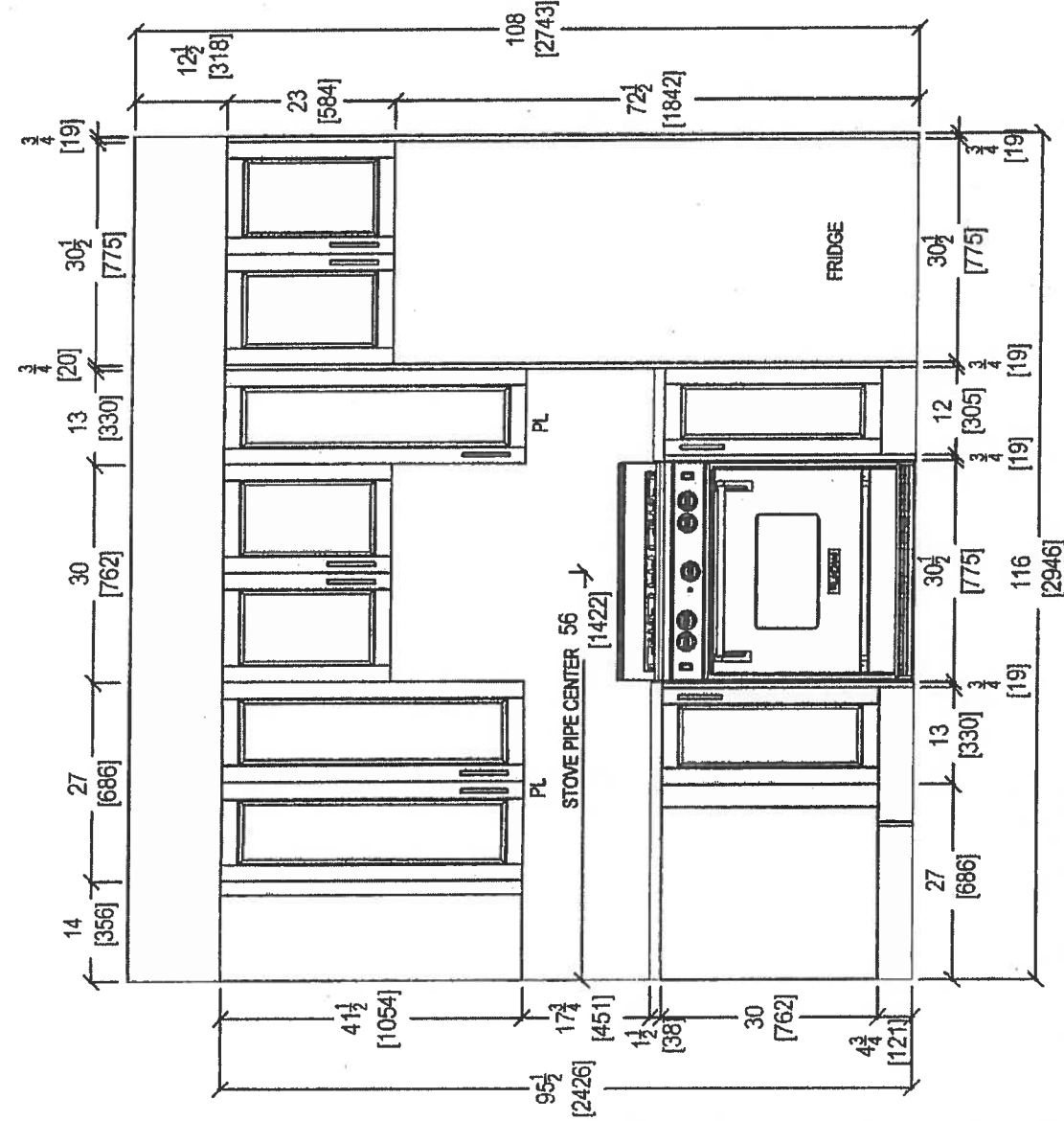
- (4x) = RUCK LIGHTS
- (P) = (x2) = ISLAND PLUGS
- STD APPLIANCE PACKAGE




RECEIVED
10/10/17

 your kitchen, your way 80 SANTE DRIVE, VAUGHAN, ON L4K 3C4 T: 416.746.1811 F: 905.761.5501	CLIENT: ROYAL PINE HOMES	2H+ D	ROOM:	KITCHEN FLOOR PLAN	DRAWN BY: SK	COMMENTS:		
	SITE: HAMPTON PLACE	DOOR STYLE: —	DOOR HANDLE: —	SCALE: 1/2" = 1' - 0"		PLEASE NOTE ALL DIMENSIONS ARE NOT FINAL AND ARE SUBJECT TO CHANGE UPON FINAL SITE MEASURE		
	PHONE: —	FINISH: —	DRW HANDLE: —	DATE: AUG 4, 2017				
	EMAIL: —	SPECIES: —	TOP: —	PAGE: —				

Suite 310 Hampton PL-Pink Lights (x4)

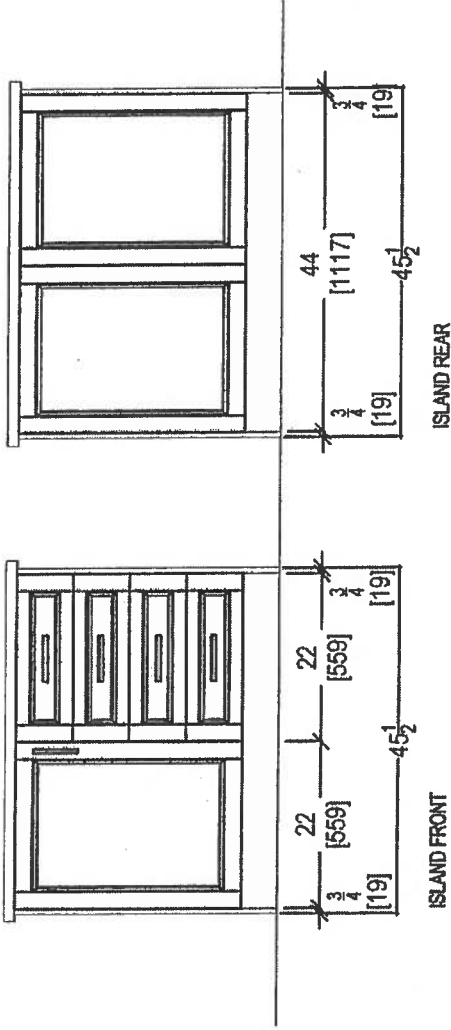


RECEIVED
R.C. 10.17


 your kitchen, your life 80 SANTE DRIVE, VAUGHAN, ON L4K 3C4 T: 416.746.1811 F: 905.761.5901	CLIENT: ROYAL PINE HOMES	2H+D	ROOM: KITCHEN	DRAWN BY: SK	COMMENTS:
	SITE: HAMPTON PLACE	DOOR STYLE: —	DOOR HANDLE: —	SCALE: 1/2" = 1' - 0"	PLEASE NOTE ALL DIMENSIONS ARE NOT FINAL AND ARE SUBJECT TO CHANGE UPON FINAL SITE MEASURE
	PHONE: —	FINISH: —	DRW HANDLE: —	DATE: AUG 4, 2017	
	EMAIL: —	SPECIES: —	TOP: —	PAGE: —	

Suite 3 Hampton

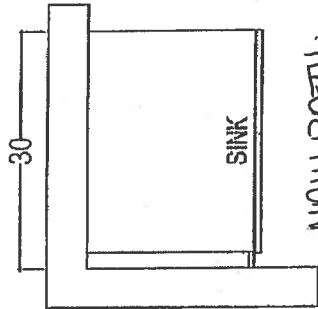
DR



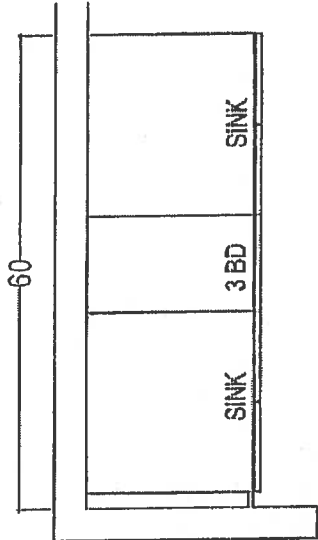
RECEIVED
OCT 16 2017

 Your Kitchen. Your World. 80 SANTE DRIVE, VAUGHAN, ON L4K 3C4. T: 416.746.1811 F: 905.781.5901	CLIENT: ROYAL PINE HOMES	2H+D	ROOM: KITCHEN	DRAWN BY: SK	COMMENTS: PLEASE NOTE ALL DIMENSIONS ARE NOT FINAL AND ARE SUBJECT TO CHANGE UPON FINAL SITE MEASURE
	SITE: HAMPTON PLACE	DOOR STYLE: —	DOOR HANDLE: —	SCALE: 1/2" = 1' - 0"	
	PHONE: —	FINISH: —	DRW HANDLE: —	DATE: AUG 4, 2017	
	EMAIL: —	SPECIES: —	TOP: —	PAGE: —	

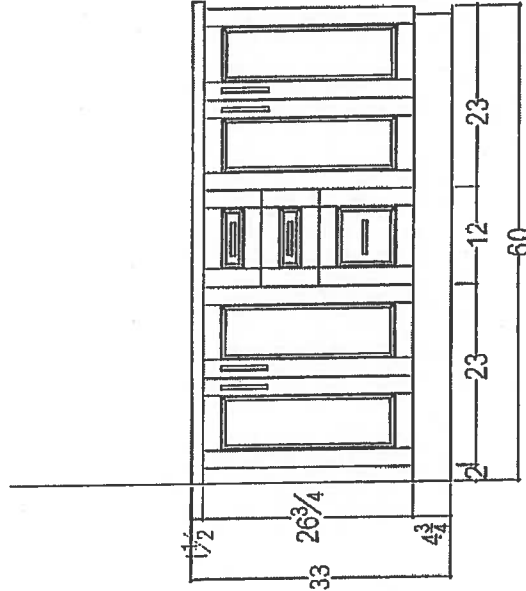
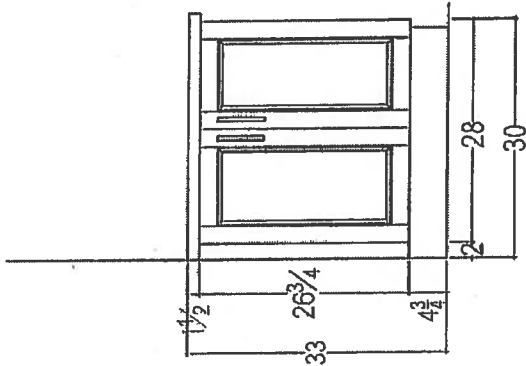
Suite 310 Hampton



MAIN BATH



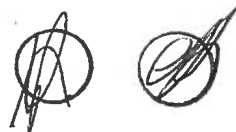
MASTER ENSUITE



your kitchen
80 SANTE DRIVE, VAUGHAN, ON L4K 3C4
T: 416.746.1811 F: 905.751.5901

<div> <div>CLIENT: ROYAL PINE HOMES</div> <div>SITE: HAMPTON PLACE</div> <div>PHONE: —</div> <div>EMAIL: —</div> </div>	2H+ D	ROOM:	DRAWN BY: SK		<div>COMMENTS:</div> <div>PLEASE NOTE ALL DIMENSIONS ARE NOT FINAL AND ARE SUBJECT TO CHANGE UPON FINAL SITE MEASURE</div>
	DOOR STYLE: —	DOOR HANDLE: —	SCALE: 1/2" = 1' - 0"		
	FINISH: —	DRW HANDLE: —	DATE: AUG 4, 2017		
	SPECIES: —	TOP: —	PAGE: —		

Suite 310
Hampton




WRT318FZDM

Standard



<http://www.whirlpool.com>

36-inch Wide Top-Freezer Refrigerator with
Flexi-Slide™ Bin - 18.2 cu. ft.



Key Features:

- Flexi-Slide™ Bin
- Frameless Glass Shelves
- Electronic Temperature Control
- Clear, Humidity Controlled Crispers

Product Dimensions:

Height: 65 7/8
Width: 29 3/4
Depth: 33 1/2

Additional Information:

[Use And Care Guide](#)
[Dimension Guide](#)
[Energy Guide](#)
[Warranty Certificate](#)


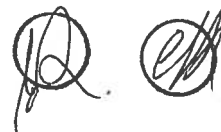
Available in:

- Black
- Monochromatic
- Stainless Steel
- White



©Registered trademark/TM Trademark of Whirlpool, U.S.A. © 2013 Whirlpool Corporation. All Rights Reserved
All other trademarks are owned by their respective companies
Because Whirlpool Corporation policy includes a continuous commitment to improve our products, we reserve the right to change materials and specifications without notice. We also reserve the right to discontinue or transition products without notice.
Manufacturer's Suggested Retail Price (MSRP) and Minimum Advertised Price (MAP) provided for reference purposes only. Dealer alone determines advertised and retail prices.
Created On: Monday, March 14, 2016 12:09:07

Suite 310 Hampton Standard



WEE510S0FS

Whirlpool® 4.8 cu. ft. Guided Electric Front Control Range
With The Easy-Wipe Ceramic Glass Cooktop

MSRP: \$1,149 00

Available Colors	
<input checked="" type="checkbox"/>	Black Model: WEE510S0FB MAJOR APPLIANCE
<input checked="" type="checkbox"/>	Black-on-Stainless Model: WEE510S0FS MAJOR APPLIANCE
<input type="checkbox"/>	White Model: WEE510S0FW MAJOR APPLIANCE

Dimensions

Depth	28 15/16 Inches
Width	29 7/8 Inches
Gross Weight	172 LB

Dimensions shown are for planning purposes only. For complete information, see Installation Instructions packed with product.

Specifications

Cooktop Features

Cooktop Element Style	Smoothtop
Cooktop Surface Color	Color Coordinated Black on Stainless
Cooktop Surface Material	Glass
Number of Cooking Element-Burners	4
Left Front Element-Burner Power	3000W
Left Front Element-Burner Size	9"6"
Left Front Element-Burner Type	Dual
Right Front Element-Burner Power	1200W
Right Front Element-Burner Size	6"
Right Front Element-Burner Type	Radiant
Left Rear Element-Burner Power	3000W
Left Rear Element-Burner Size	9"6"
Left Rear Element-Burner Type	Dual
Right Rear Element-Burner Power	1200W
Right Rear Element-Burner Size	6"
Right Rear Element-Burner Type	Radiant

Oven Features

Number of Oven Lights	1
Hot Surface Indicator Light	Yes
Power On Indicator Light	Yes
Light Type	Incandescent
Oven Rack Type	Standard (Both)

Controls

Drawer Type	Storage Drawer
Selections	Clock; Timer; Warm Hold; Delay Start; Cook Time Indicator; Control Lock; Automatic Door Latch; Audible Signal; Sabbath Mode; Frozen Bake

ADA Compliant	ADA Height and Operation Compliant
---------------	------------------------------------

Dimensions

Depth	28 15/16 Inches
Width	29 7/8 Inches

General

ADA Compliant	ADA Height and Operation Compliant
---------------	------------------------------------

Key Features

Frozen Bake™ Technology
Guided Cooktop Controls
FlexHeat™ Dual Radiant Elements
Adjustable Self-Cleaning
Easy-Wipe Ceramic Glass Cooktop
Temperature Sensor
4.8 Cu. Ft. Capacity
Keep Warm Option
Closed Door Broiling
Delay Cook
Sabbath Mode
Star-K Certified
ADA Compliant
#1 Selling Appliance Brand in the U.S.A.

Product Literature

Warranty(33.12 KB)
Owners Manual(502.10 KB)
Installation Instructions(995.40 KB)
Dimension Guide(124.36 KB)

You may need to install Adobe Acrobat Reader to view these documents.

UPC Listing

Model "WEE510S0FB" UPC: 883049391939
Model "WEE510S0FS" UPC: 883049391946
Model "WEE510S0FW" UPC: 883049391922

Suite 310 Standard Hampton



WMH31017FS

Whirlpool®

1.7 cu. ft. Microwave Hood Combination with
Electronic Controls

<http://www.whirlpool.com>

Key Features:

- Microwave Presets
- Electronic Touch Controls
- Dishwasher-Safe Turntable Plate
- 2-Speed, 300 CFM Vent Fan
- Add 30 Seconds Option
- Adjustable Cooktop Lighting
- #1 Selling Appliance Brand in the U.S.A.

Product Dimensions:

Height: 17 1/4

Width: 29 15/16

Depth: 17 7/8


Additional Information:

[Use And Care Guide](#)

[Dimension Guide](#)

[Installation Guide](#)

[Warranty Certificate](#)



Available in:

- Black
- Silver
- Stainless Steel
- White

©Registered trademark/TM Trademark of Whirlpool, U.S.A. © 2018 Whirlpool Corporation. All Rights Reserved.
All other trademarks are owned by their respective companies.
Because Whirlpool Corporation policy includes a continuous commitment to improve our products, we reserve the right to change materials and specifications without notice. We also reserve the right to discontinue or transition products without notice.
Manufacturer's Suggested Retail Price (MSRP) and Minimum Advertised Price (MAP) provided for reference purposes only. Dealer alone determines advertised and retail prices.
Created On: Tuesday, February 07, 2017 12:20:03

Suite 310
Hampton

Standard




WDF330PAHS

Whirlpool®

Heavy-Duty Dishwasher with 1-hour Wash Cycle

<http://www.whirlpool.com>



Key Features:

- 1-Hour Wash Cycle
- No One Has Fewer Repairs 20 Years in a Row
- Soil Sensor
- Normal Cycle
- Heavy Cycle
- High Temperature Wash Option
- Heated Dry Option
- Designed, Engineered and Assembled in the U.S.A. with American Pride

Product Dimensions:

Height: 34 1/2

Width: 23 7/8

Depth: 24 1/2

Additional Information:

[Use And Care Guide](#)

[Dimension Guide](#)

[Installation Guide](#)

[Energy Guide](#)

[Warranty Certificate](#)

INVESTED
IN
AMERICA



©Registered trademark/TM Trademark of Whirlpool, U.S.A. © 2016 Whirlpool Corporation. All Rights Reserved. All other trademarks are owned by their respective companies.

Because Whirlpool Corporation policy includes a continuous commitment to improve our products, we reserve the right to change materials and specifications without notice. We also reserve the right to discontinue or transition products without notice.

Manufacturer's Suggested Retail Price (MSRP) and Minimum Advertised Price (MAP) provided for reference purposes only. Dealer alone determines advertised and retail prices.

Created On: Wednesday, April 19, 2017 10:48:05

Suite 310 Standard Hampton




WET4027EW

Combination Washer/Electric Dryer



<http://www.whirlpool.com>



Key Features:

- HE Agitator with Fabric Softener Cap
- White Porcelain Basket
- AutoDry™ Drying System
- 3 Drying Temperatures
- 2.5 Cu. Ft. Washer Capacity
- 5.9 Cu. Ft. Dryer Capacity
- Fabric Softener Dispenser
- Bleach Dispenser

Product Dimensions:

Height: 71 3/4

Width: 27 1/2

Depth: 32

Electrical Requirements:

30.

Additional Information:

[Use And Care Guide](#)

[Dimension Guide](#)

[Installation Guide](#)

[Energy Guide](#)

[Warranty Certificate](#)

Available in:


☐ White

INVESTED
IN
AMERICA




©Registered trademark/TM Trademark of Whirlpool, U.S.A. © 2013 Whirlpool Corporation. All Rights Reserved.
All other trademarks are owned by their respective companies.
Because Whirlpool Corporation policy includes a continuous commitment to improve our products, we reserve the right to change materials and specifications without notice. We also reserve the right to discontinue or transition products without notice.
Manufacturer's Suggested Retail Price (MSRP) and Minimum Advertised Price (MAP) provided for reference purposes only. Dealer alone determines advertised and retail prices.
Created On: Friday, March 11 2016 12:26:17

• Standard •

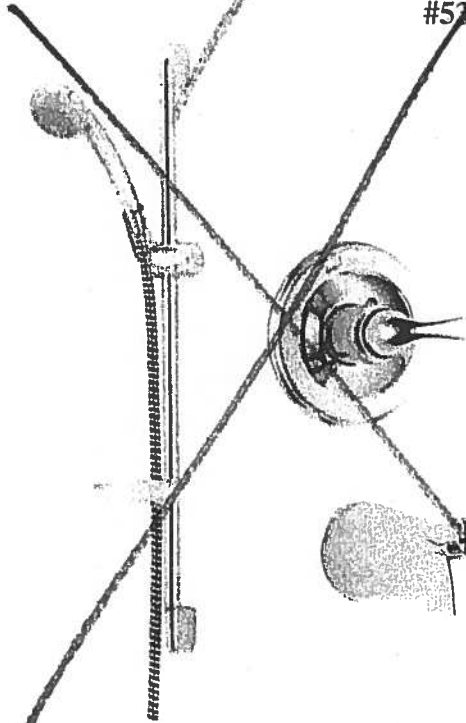


Suite 310
Hampton

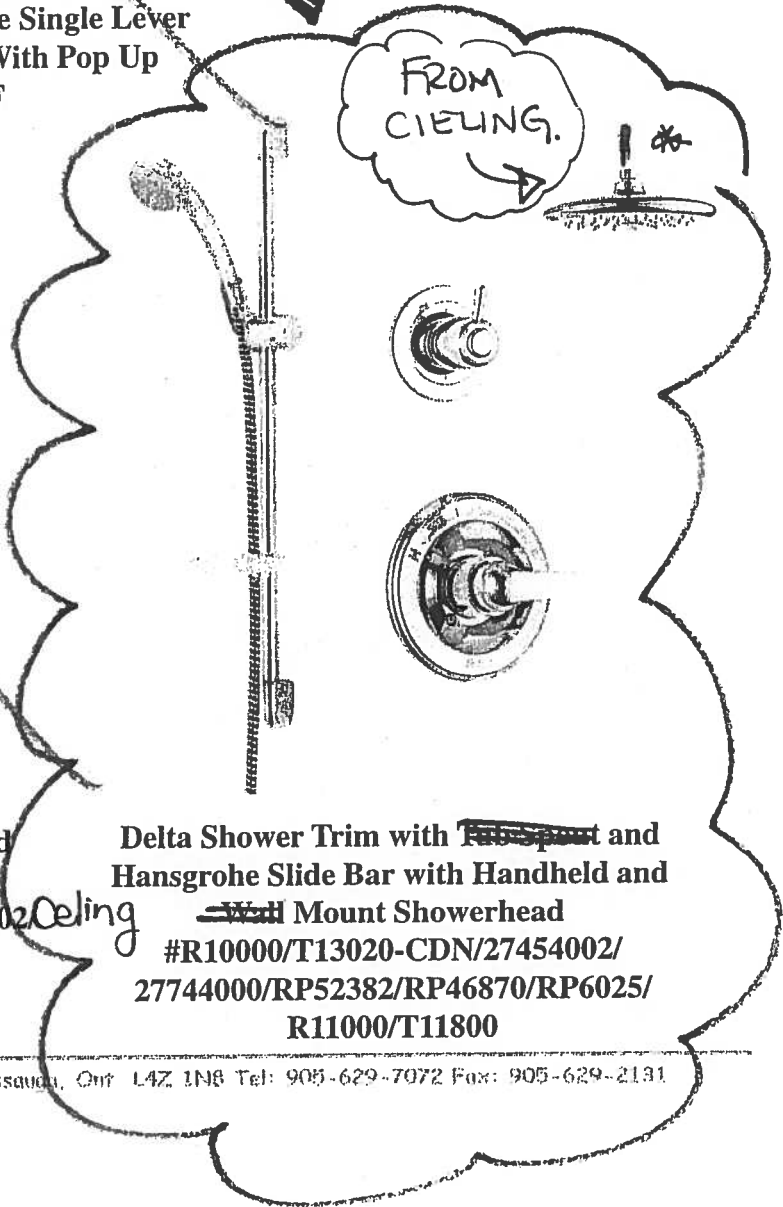


Delta Wynne Chrome Single Lever
Lavatory Faucet With Pop Up
#534LF

Master Ensuite
Shower
Stall



Delta Shower Trim with Tub Spout and
Hansgrohe Slide Bar with Handheld
#R10000/T13020-CDN/2001-TP/27454002/
27744000



Delta Shower Trim with ~~Tub Spout~~ and
Hansgrohe Slide Bar with Handheld and
~~Wall~~ Mount Showerhead
#R10000/T13020-CDN/27454002/
27744000/RP52382/RP46870/RP6025/
R11000/T11800

Suite 310
Hampton

[Handwritten initials]

CONNOLLY Marble & Granite Ltd.

EDGE
DETAILS

004

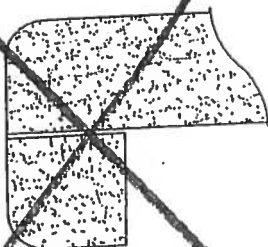
Standard:
Kitchen
Main Bath
Master Ensuite

A.



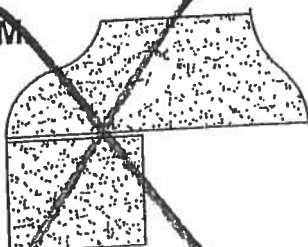
STRAIGHT EDGE
(STANDARD - 3/4")

~~I.~~




~~DOUBLE TOP "D" EDGE
(STANDARD - 1 1/2")~~

~~III.~~



~~OGEE - SQUARE EDGE
(MED./HIGH - 1 1/2")~~

EDGING UP-GRADE OPTIONS

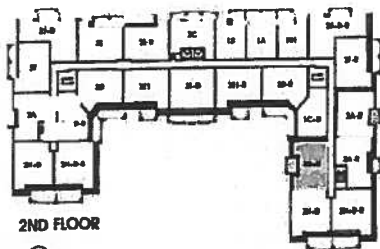
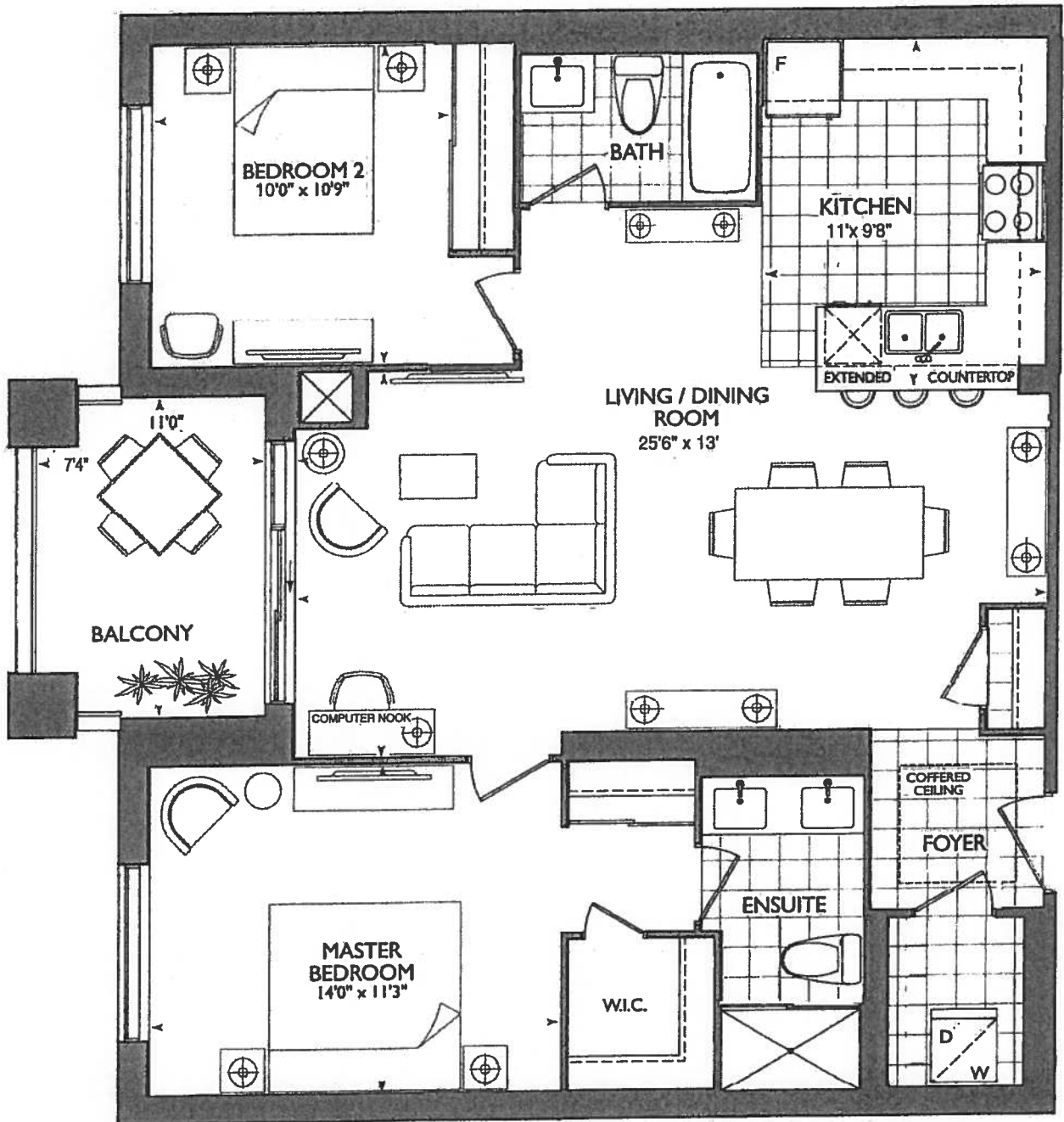


Noyac Bay

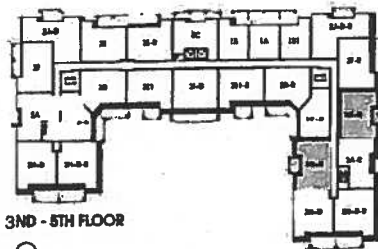
1,121 SQ FT *plus* 76 sq. ft. of balcony area

SUITE 311
ORIGINAL LAYOUT
INVENTORY SUITE

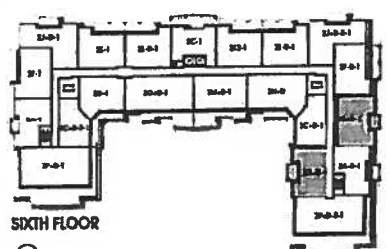
NEW.



2ND FLOOR



3RD - 5TH FLOOR



SIXTH FLOOR

Plans and specifications are subject to change without notice. Actual usable floor space may vary from the stated floor area. All renderings are artist's concept E. & O. E.



*** KITCHEN ***

CHOICE OF STD. KITCHEN LAYOUT WITH
STD. APPLIANCE PACKAGE

OR

CAN UPGRADE AT DECOR CENTER

- (x2) CAPPED PENDANT
- (x1) PLUG PENINSULA
- (x) PUCK LIGHTS

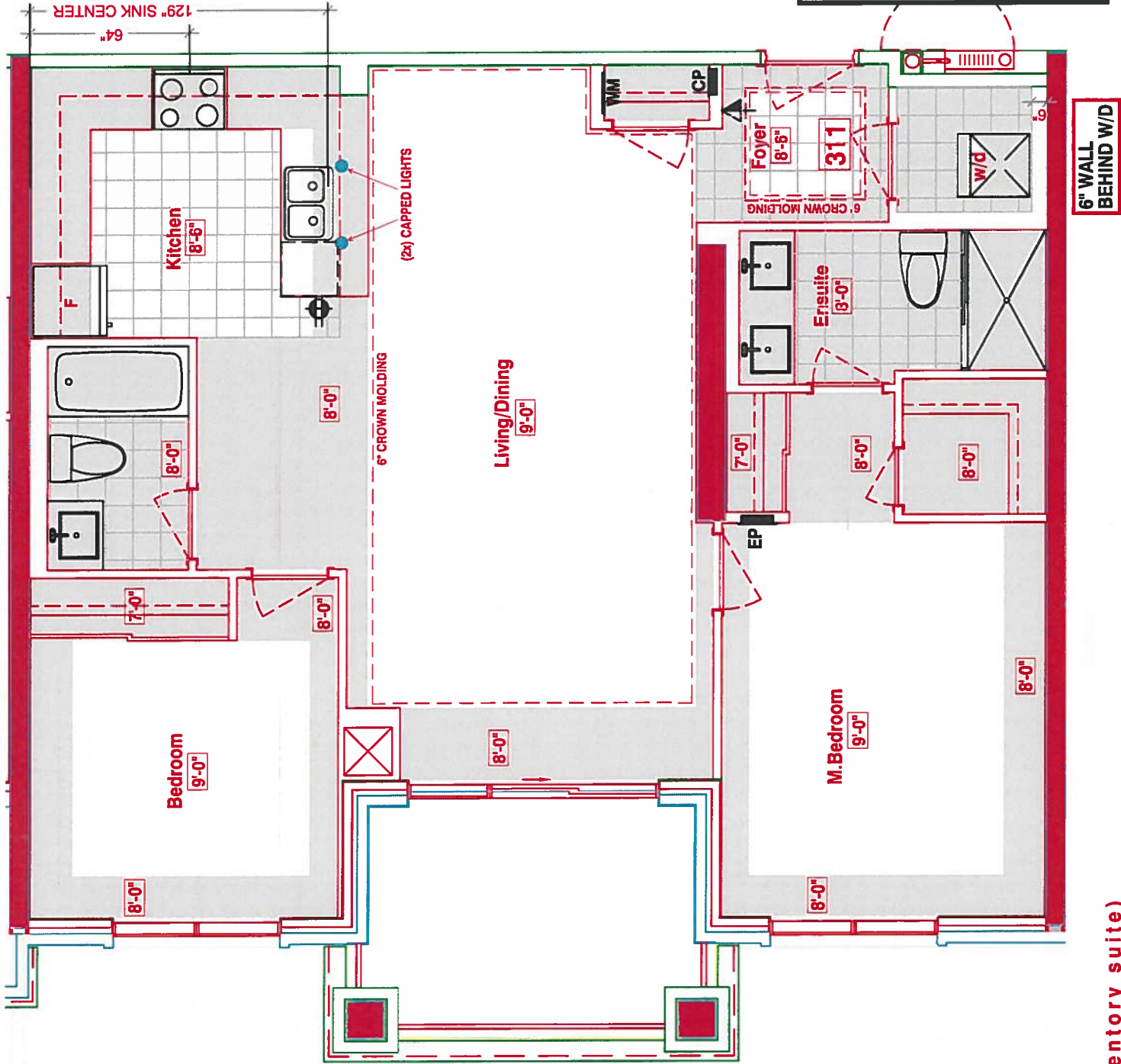
*SEE ATTACHED UPG.

#1- KITCHEN LAYOUT WITH 1ST UPG.
APPLIANCE PACKAGE

*** SUITE 311 * (INVENTORY SUITE)**

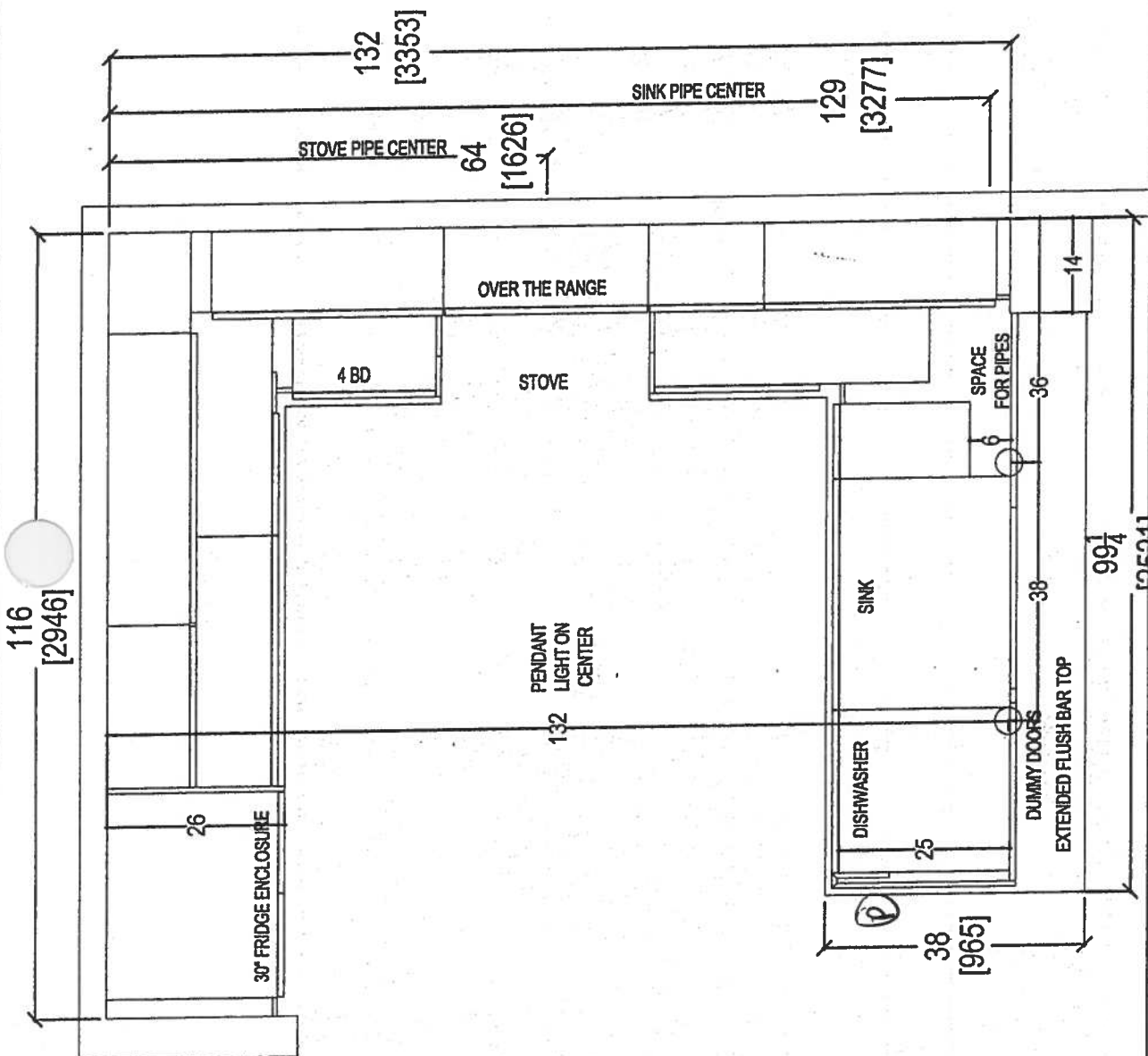
- NEW PLAN
- REMOVED DEN
- REVISED KITCHEN


*REVISED LAUNDRY DOOR SWING &
ENSUITE WALL AS PER THIS BROCHURE



311

- STD KITCHEN LAYOUT
- STD APPLIANCE PKQ.
- (x1) = PLUG PENINSULA
- (x5) = PUCK LIGHTS
- (x2) = CAPPED PENDANT LIGHTS OVER PENINSULA



 <p><i>your kitchen, your taste.</i> 80 SANTE DRIVE, VAUGHAN, ON L4K 3C4, T: 416.748.1811 F: 905.761.5901</p>				CLIENT: ROYAL PINE HOMES		NOYAC BAY (2G)		ROOM: KITCHEN FLOOR PLAN		DRAWN BY: SK		COMMENTS: PLEASE NOTE ALL DIMENSIONS ARE NOT FINAL AND ARE SUBJECT TO CHANGE UPON FINAL SITE MEASURE	
SITE: HAMPTON PLACE		DOOR STYLE: —		DOOR HANDLE: —		SCALE: 1/2" = 1'-0"							
PHONE: —		FINISH: —		DRW HANDLE: —		DATE: MARCH 8, 2018							
EMAIL: —		SPECIES: —		TOP: —		PAGE: —							



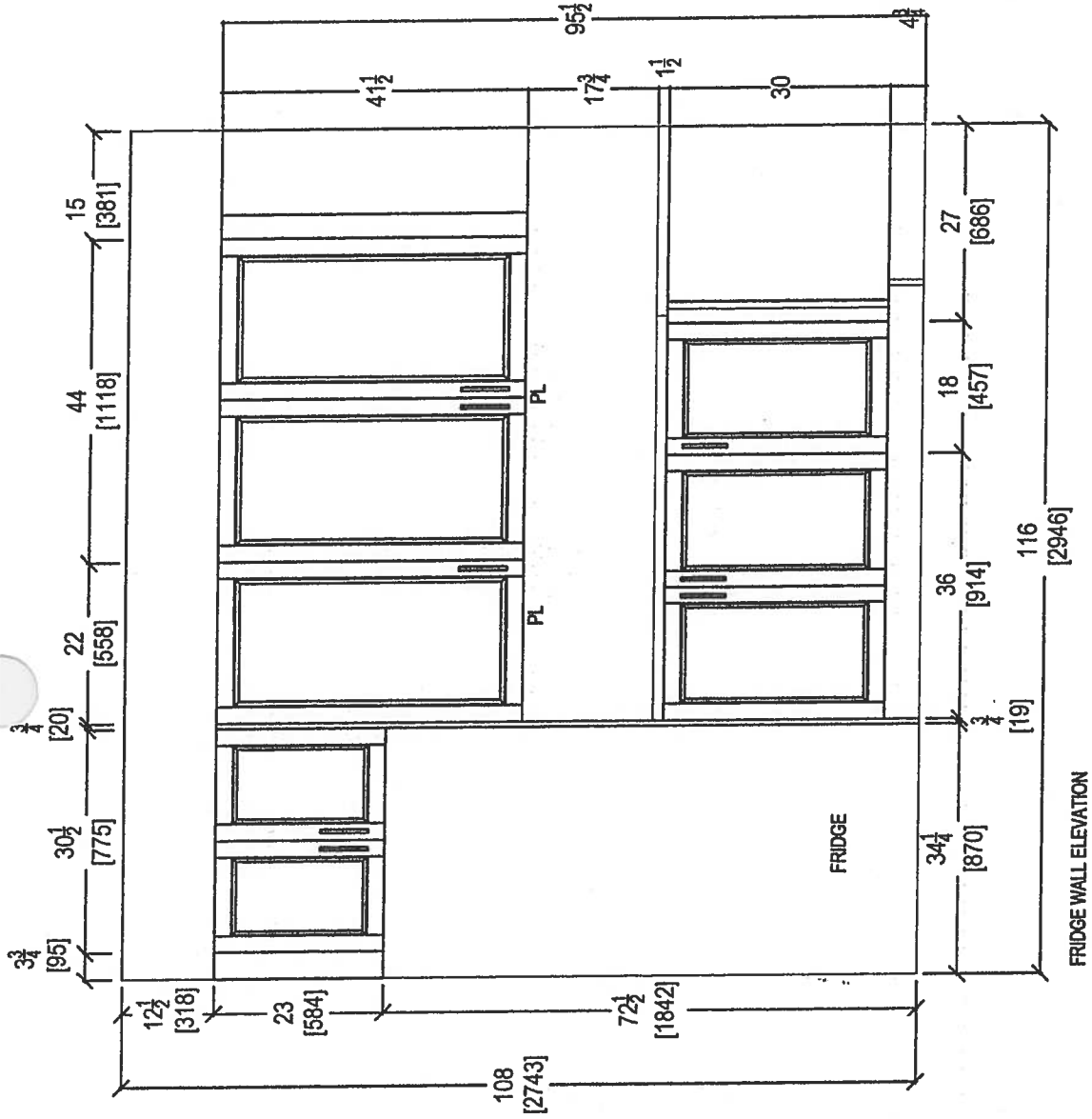
80 SANTE DRIVE, VAUGHAN, ON L4K 3C4,
T: 416.748.1811 F: 905.781.5901



your kitchen. your taste.
80 SANTE DRIVE, VAUGHAN, ON L4K 3C4,
T: 416.746.1811 F: 905.761.5901

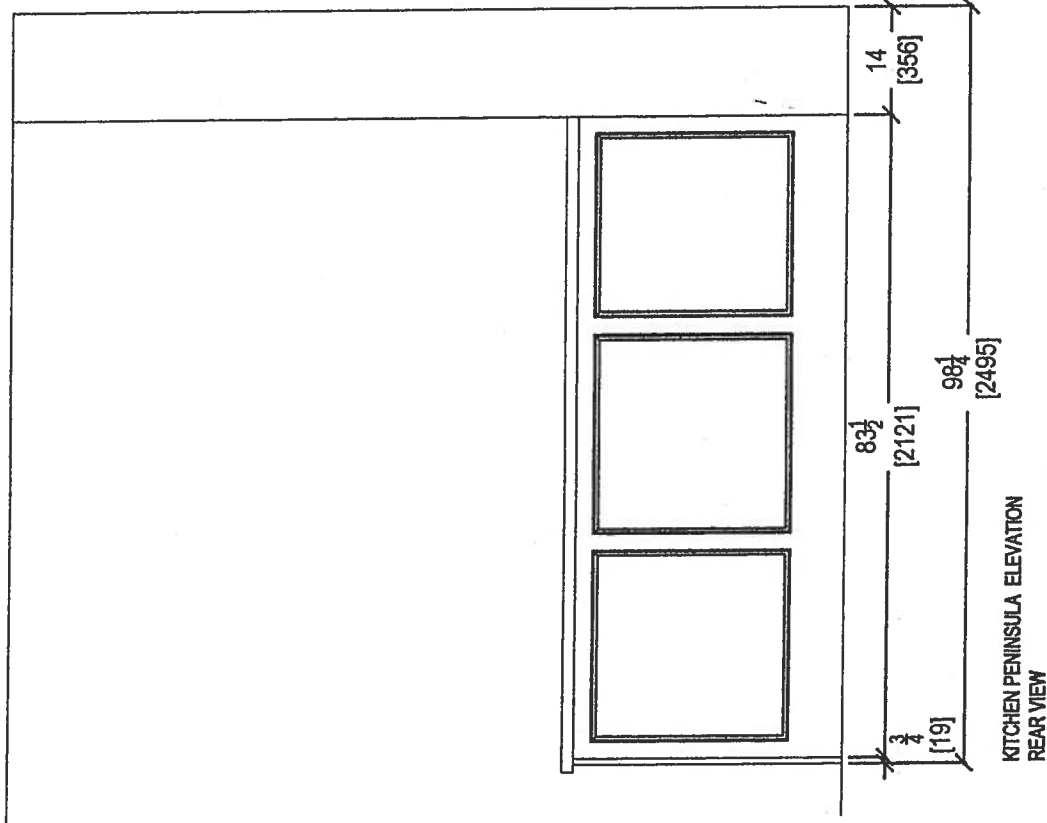
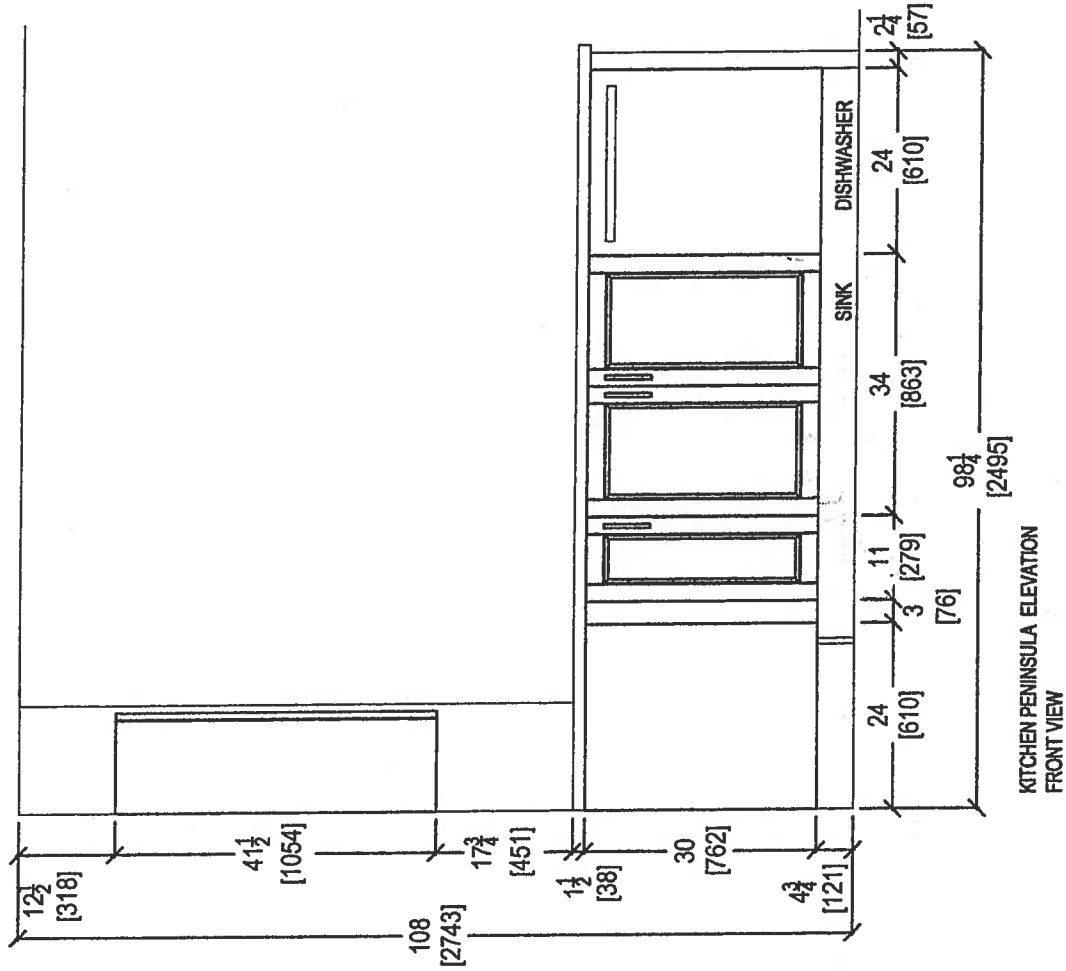
COMMENTS:

**PLEASE NOTE ALL DIMENSIONS
ARE NOT FINAL AND ARE
SUBJECT TO CHANGE UPON
FINAL SITE MEASURE**



80 SANTE DRIVE, VAUGHAN, ON L4K 3C4,
T: 416.746.1811 F: 905.761.5801

CLIENT: ROYAL PINE HOMES		NOYAC BAY (2G)	ROOM: KITCHEN	DRAWN BY: SK		COMMENTS: PLEASE NOTE ALL DIMENSIONS ARE NOT FINAL AND ARE SUBJECT TO CHANGE UPON FINAL SITE MEASURE
SITE:	HAMPTON PLACE	DOOR STYLE: —	DOOR HANDLE: —	SCALE: 1/2" = 1'-0"		
PHONE: —		FINISH: —	DRW HANDLE: —	DATE: MARCH 8, 2018		
EMAIL: —		SPECIES: —	TOP: —	PAGE: —		



80 SANTE DRIVE VAUGHAN, ON L4K 3C4,
T: 416.746.1811 F: 905.761.5601

CLIENT: ROYAL PINE HOMES

SITE: HAMPTON PLACE

PHONE: —

EMAIL: —

NOYAC BAY (2G)

DOOR STYLE: —

FINISH: —

SPECIES: —

ROOM: KITCHEN

DOOR HANDLE: —

DRW HANDLE: —

TOP: —

DRAWN BY: SK

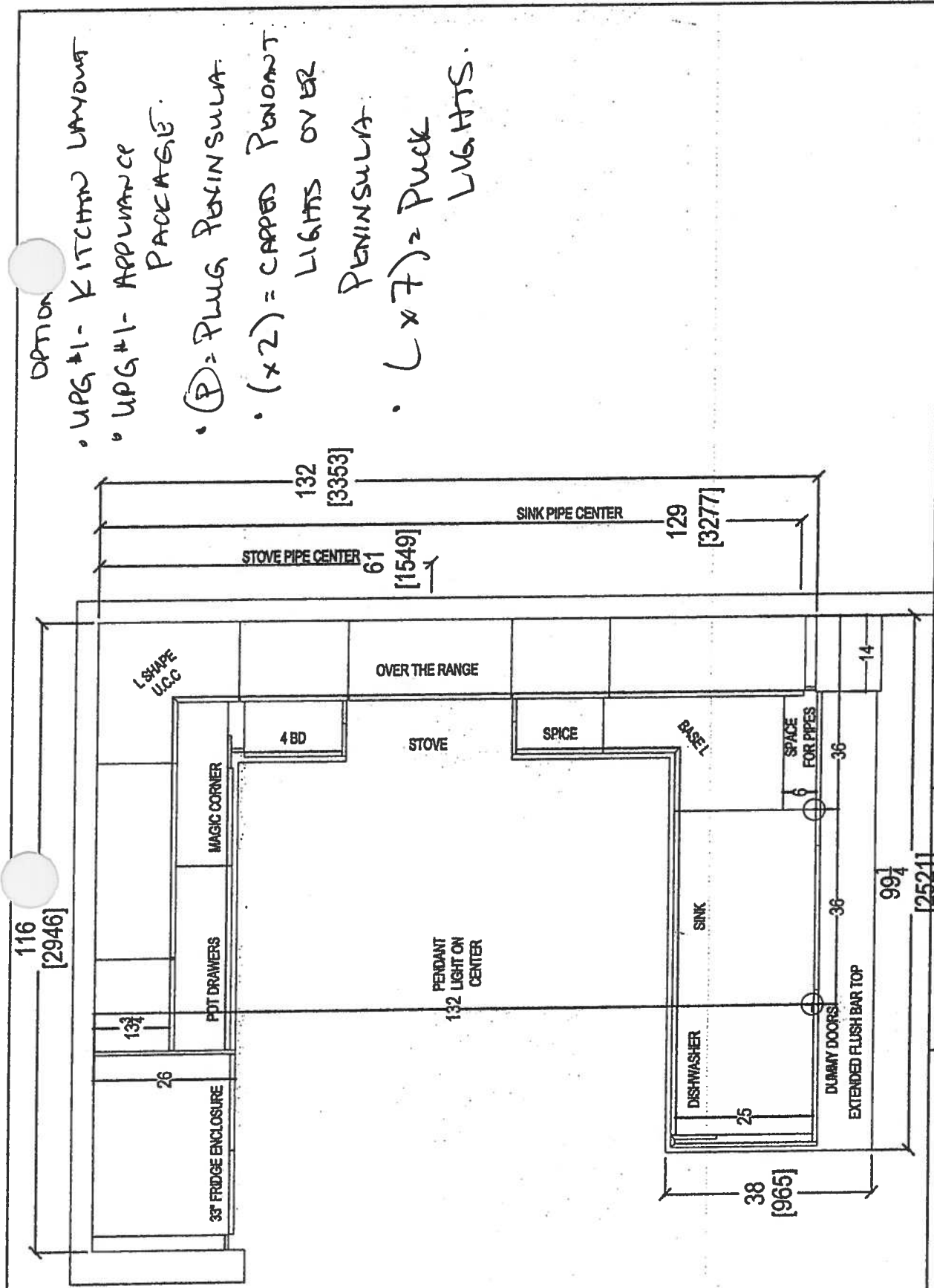
SCALE: 1/2" = 1' - 0"

DATE: MARCH 8, 2018


PAGE: —

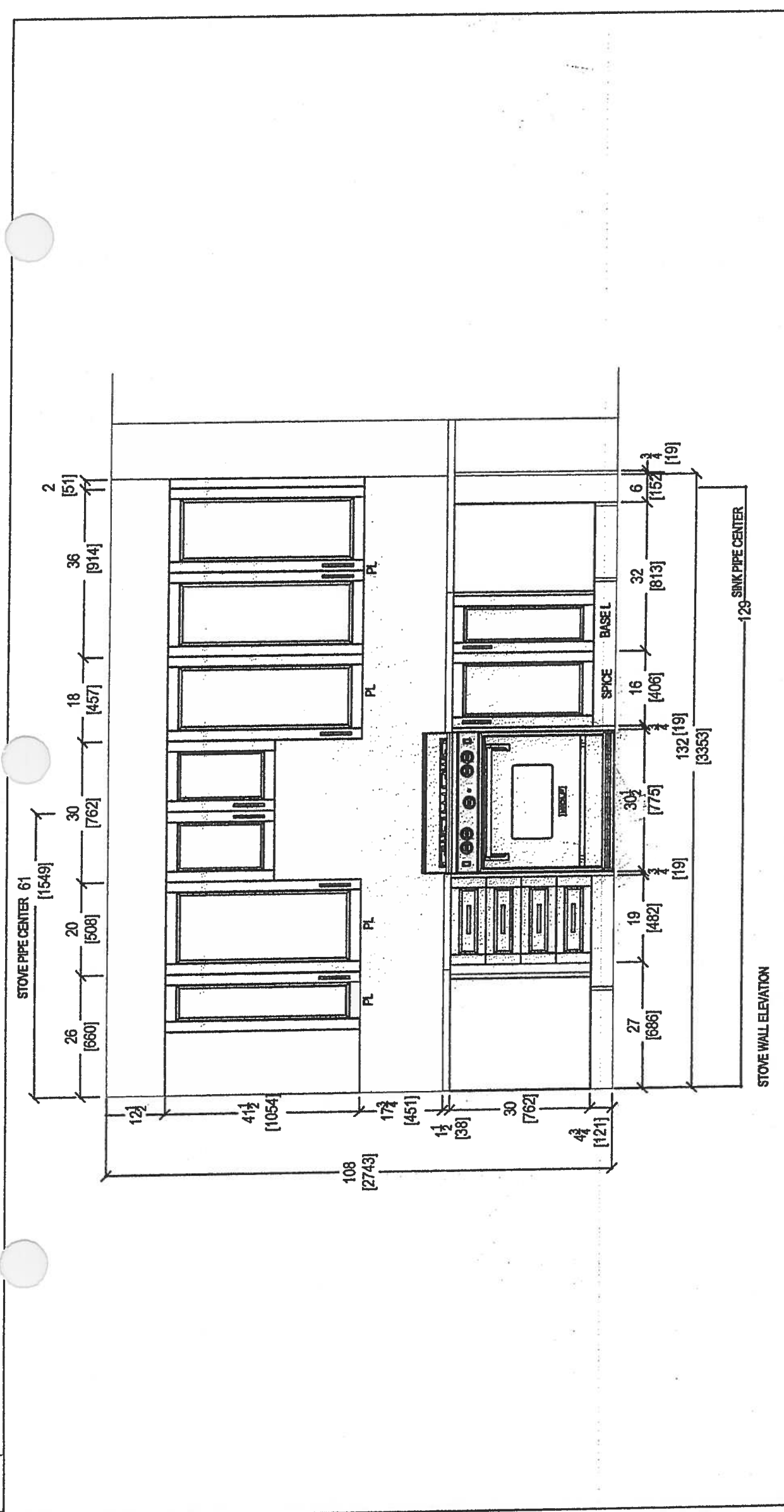
COMMENTS:

PLEASE NOTE ALL DIMENSIONS
ARE NOT FINAL AND ARE
SUBJECT TO CHANGE UPON
FINAL SITE MEASURE

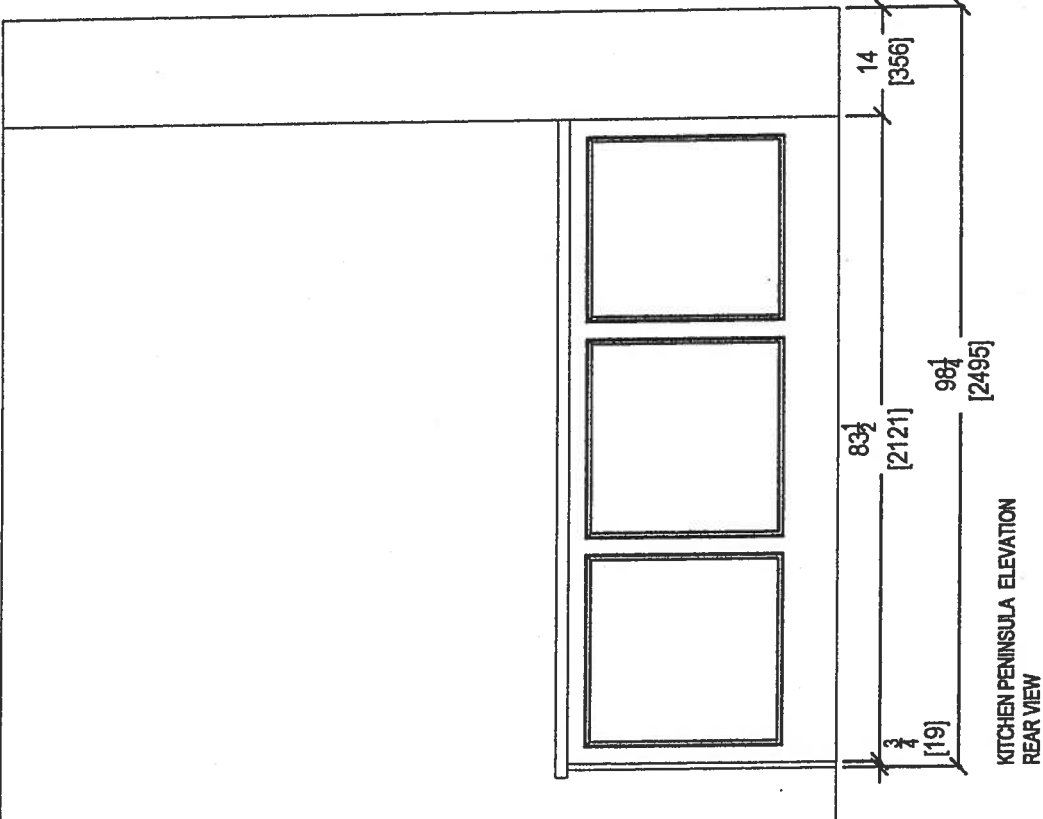
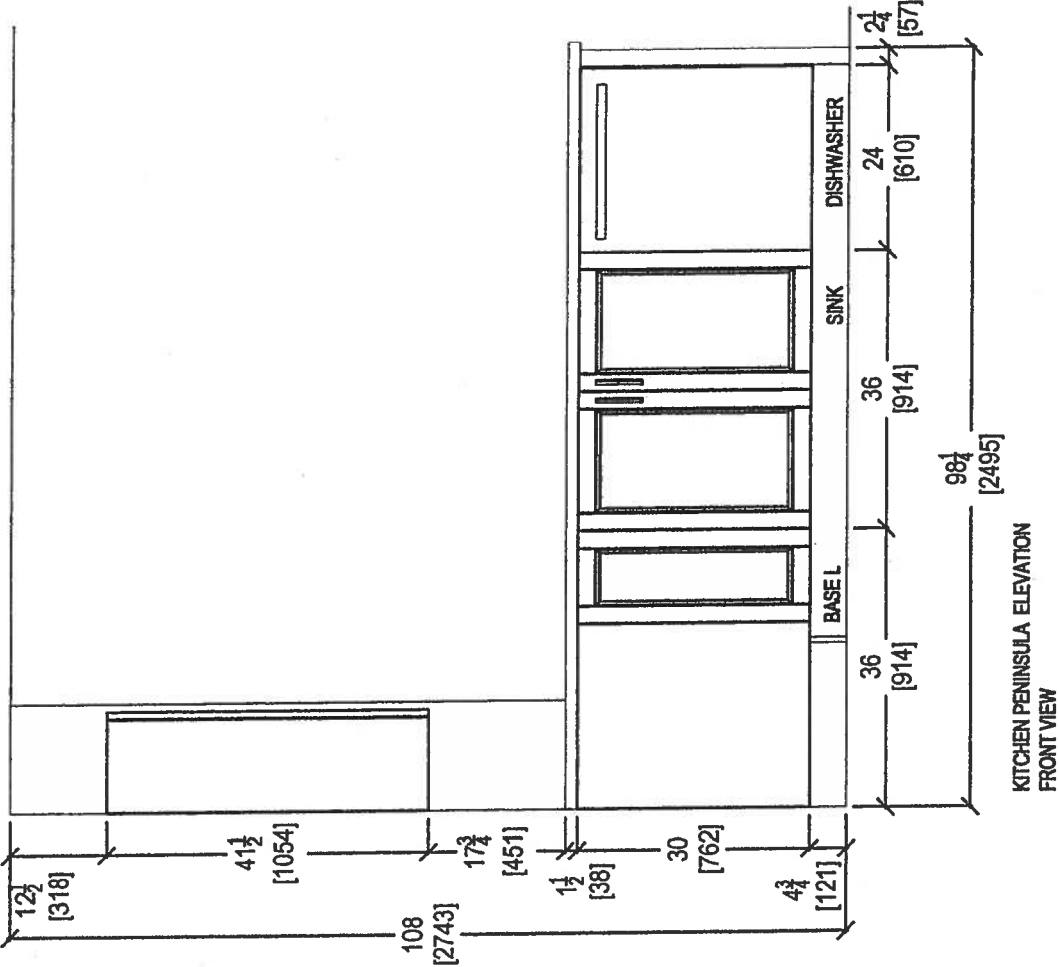



- OPTION
- UPG #1- KITCHEN LAYOUT
 - UPG #1- APPLIANCE PACKAGE
 - (P) = PLUG PENINSULA
 - (x2) = CAPED PENDANT LIGHTS OVER PENINSULA
 - (x7) = PUCK LIGHTS

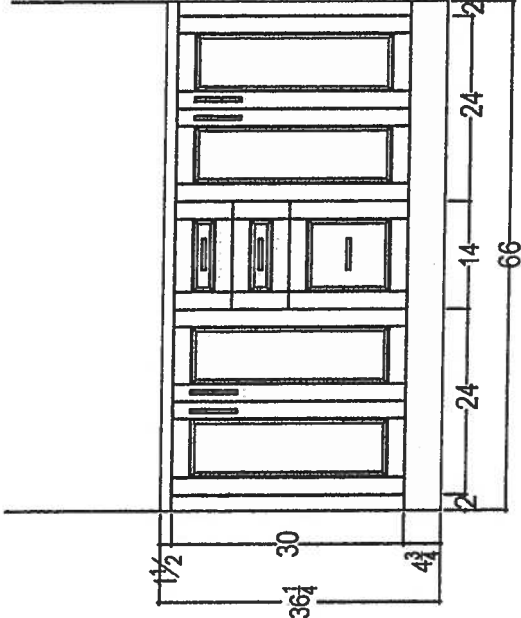
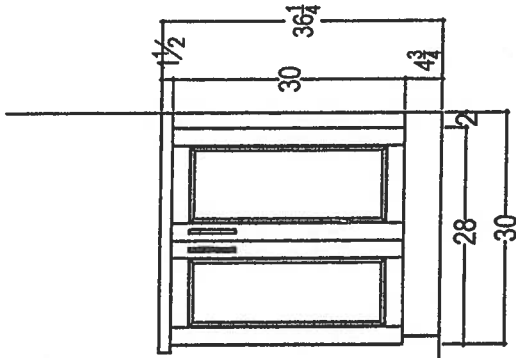
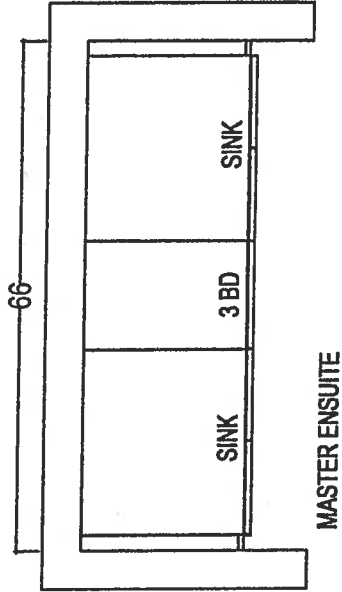
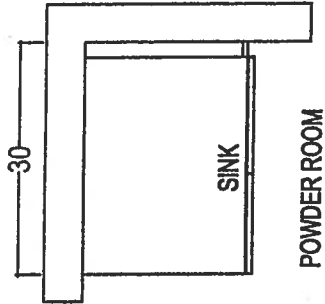
 your kitchen, your taste 80 SANTE DRIVE, VAUGHAN, ON L4K 3C4, T: 416.740.1811 F: 905.761.5801	CLIENT: ROYAL PINE HOMES		NOYAC BAY (2G) UPGRADE PACKAGE		ROOM: KITCHEN FLOOR PLAN		DRAWN BY: SK		COMMENTS: PLEASE NOTE ALL DIMENSIONS ARE NOT FINAL AND ARE SUBJECT TO CHANGE UPON FINAL SITE MEASURE
	SITE: HAMPTON PLACE	DOOR STYLE: —		DOOR HANDLE: —		SCALE: 1/2" = 1'-0"			
	PHONE: —	FINISH: —		DRW HANDLE: —		DATE: MARCH 8, 2018			
	EMAIL: —	SPECIES: —		TOP: —		PAGE: —			



	CLIENT: ROYAL PINE HOMES	NOYAC BAY (2G) UPGRADE PACKAGE	ROOM: KITCHEN	DRAWN BY: SK	COMMENTS: PLEASE NOTE ALL DIMENSIONS ARE NOT FINAL AND ARE SUBJECT TO CHANGE UPON FINAL SITE MEASURE
	SITE: HAMPTON PLACE	DOOR STYLE: —	DOOR HANDLE: —	SCALE: 1/2" = 1'-0"	
	PHONE: —	FINISH: —	DRW HANDLE: —	DATE: MARCH 8, 2018	
	EMAIL: —	SPECIES: —	TOP: —	PAGE: —	



 <p>your kitchen, your taste. 80 SANTE DRIVE, VAUGHAN, ON L4K 3C4, T: 416.748.1811 F: 905.761.5901</p>	CLIENT: ROYAL PINE HOMES		NOYAC BAY (2G) UPGRADE PACKAGE	ROOM: KITCHEN	DRAWN BY: SK	COMMENTS: PLEASE NOTE ALL DIMENSIONS ARE NOT FINAL AND ARE SUBJECT TO CHANGE UPON FINAL SITE MEASURE
	SITE: HAMPTON PLACE		DOOR STYLE: —	DOOR HANDLE: —	SCALE: 1/2" = 1' - 0"	
	PHONE: —		FINISH: —	DRW HANDLE: —	DATE: MARCH 8, 2018	
	EMAIL: —		SPECIES: —	TOP: —	PAGE: —	



Your kitchen, your taste.
 80 SANTE DRIVE, VAUGHAN, ON L4K 3C4,
 T: 416.748.1811 F: 905.781.5901

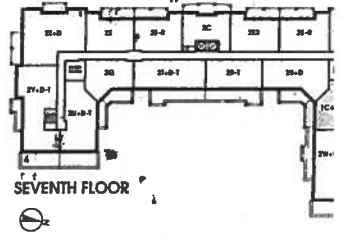
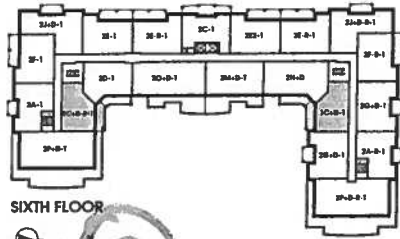
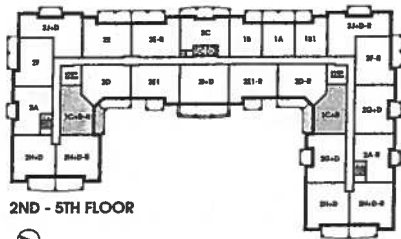
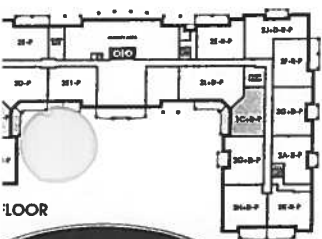
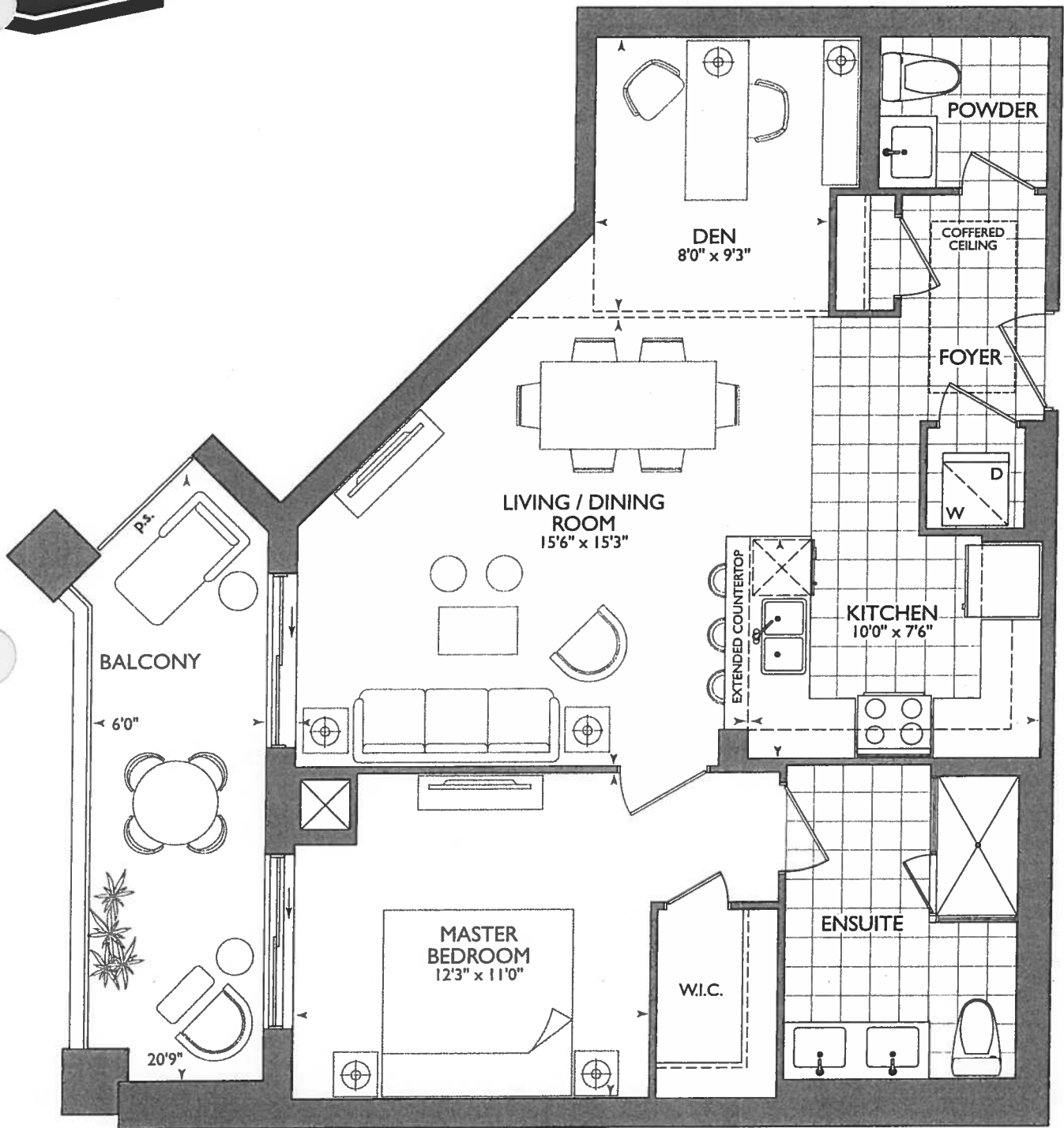
CLIENT: ROYAL PINE HOMES SITE: HAMPTON PLACE PHONE: — EMAIL: —	NOYAC BAY (2G) UPGRADE PACKAGE		ROOM:	DRAWN BY: SK	
	DOOR STYLE:	—	DOOR HANDLE:	—	SCALE: 1/2" = 1' - 0"
	FINISH:	—	DRW HANDLE:	—	DATE: MARCH 8, 2018
	SPECIES:	—	TOP:	—	PAGE: —
COMMENTS: PLEASE NOTE ALL DIMENSIONS ARE NOT FINAL AND ARE SUBJECT TO CHANGE UPON FINAL SITE MEASURE					



Sag Harbor

SUITE 312.

878 SQ FT plus 119 sq. ft. of balcony area



13

December 14, 2017

* BARRIER FREE SUITE *

118

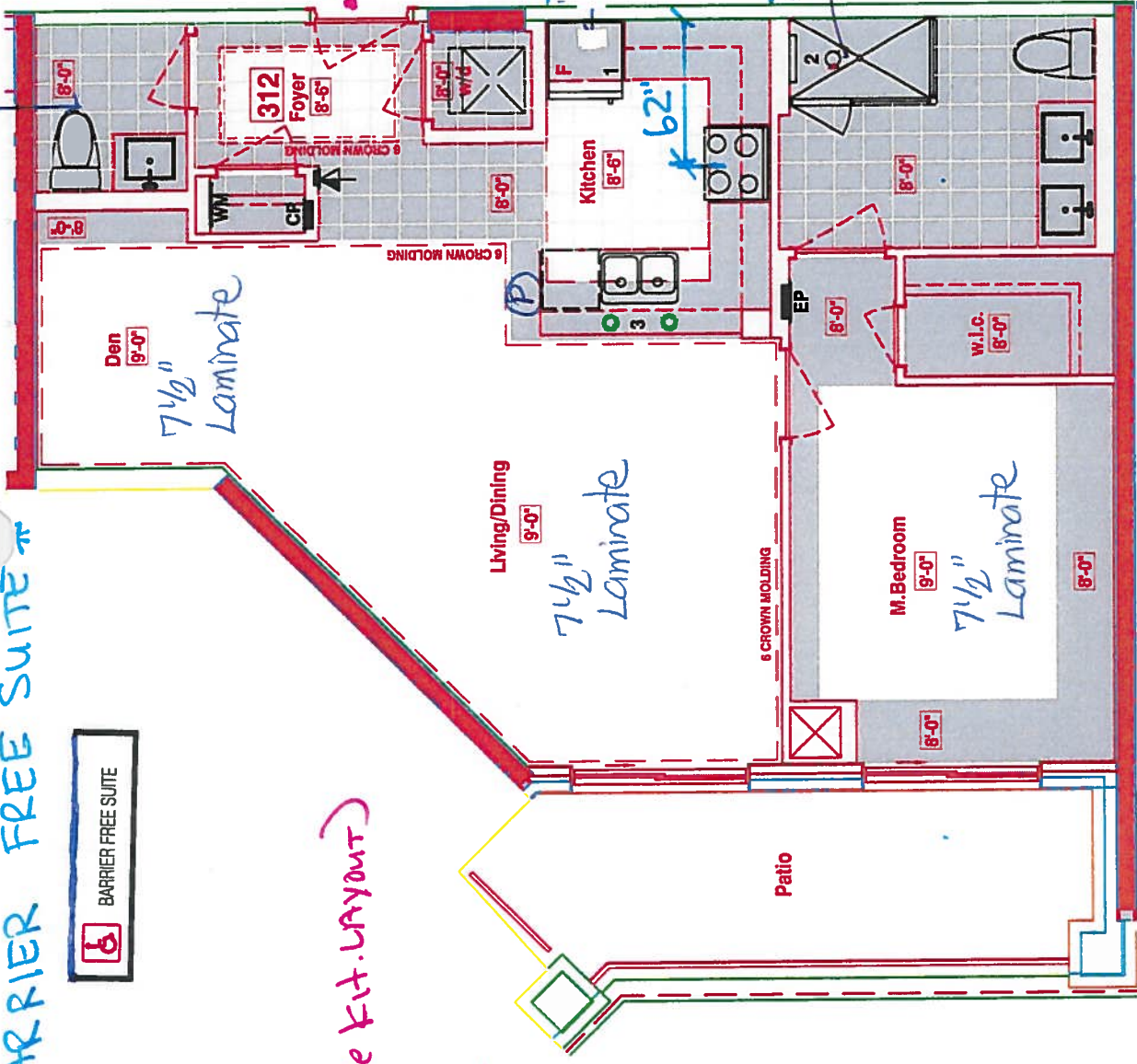
KITCHEN

- (P) = PLUG PENINSULA
- 2x = POTS OVER PENINSULA (see kit layout)
- 5x = PUCK LIGHTS
- UPG #1 = APPLIANCE PACKAGE
- 62" STOVE PIPE CENTER
- 117" SINK PIPE CENTER (FROM FRIDGE WALL)
- PIR + ENSUITE RAISED VANITIES 36 1/4" (+ 3" SPLASH)

BARRIER FREE SUITE



Powder Room



RAINHEAD FROM CEILING IN MASTER ENSUITE

→ Delete Ceramic Accessories at Powder Room + Master Ensuite

MOVE FRONT DOOR ↑ DUE TO STRAPPED WALL BEHIND WASHER/DRYER

RAINHEAD FROM CEILING

LEGEND:	
	SECURITY PANEL
	ELECTRICAL PANEL
	COMMUNICATION PANEL
	WATER METER
	FRIDGE
	DROPPED AREA
	6\" CROWN MOLDING
	BARRIER FREE SUITE

RECEIVED

SUITE 312 - SAG HARBOR

25 Baker Hill Blvd - Stouffville, ON Dec 04, 2017



Book
SITE COPY

CONSTRUCTION SUMMARY	
Hampton Place	
PURCHASER: NADINE A. OUDERKIRK	TEL:

LOT NUMBER	PHASE	HOUSE TYPE	CLOSING DATE	
312	1	SAG HARBOUR	28-Sep-18	

Offer Workshee	NO EXTRAS BEING PURCHASED WITH THIS AGREEMENT OF PURCHASE & SALE Note:
-------------------	---

Upgrade	RAINHEAD FROM CEILING IN MASTER ENSUITE SHOWER, FROM VENDORS STANDARD SAMPLES Note:
---------	--

Offer Upgrade	WATER LINE TO FRIDGE Note:
------------------	-------------------------------

Offer Upgrade	2 POT LIGHTS, IF POSSIBLE , ON EITHER SIDE OF KITCHEN SINK IN CENTER OF BULKHEAD AS PER SKETCH Note:
------------------	---

SAG HARBOUR: 312
- MOVE FRONT DOOR (FOR 6" WALL BEHIND WASHER/ DRYER)



SITE COPY

CONSTRUCTION SUMMARY

Hampton Place

PURCHASER: NADINE A. OUDERKIRK

TEL:

LOT NUMBER	PHASE	HOUSE TYPE	CLOSING DATE	
312	1	SAG HARBOUR	28-Sep-18	

Date Added: 14-Dec-17 Invoice Number: 7057

1 - CLARIFICATION;
Den - Standard Cornice Moulding to Continue throughout perimeter of Den. (See Sketch)

1 - KITCHEN & BATHROOMS - SEE QUALITY TOPS & KITCHENS FOR ALL KITCHEN & BATHROOMS UPGRADES / LAYOUTS. (See Attached QTK Paperwork)
Note:

2 - KITCHEN - Install TWO (2) ADDITIONAL PUCK LIGHTS (Same Switch as Standard Puck Lights) at kitchen. To be installed below kitchen cabinetry, where applicable. (See Attached QTK Layout for Locations)
Note: Purchaser Paying Difference for Additional Puck Lights - Standard Kitchen to Receive Three (3) Puck Lights - Upgrade Kitchen Requires Five (5) Puck Lights

1 - KITCHEN - Install Standard Granite Countertop - BIANCO ANTICO - To be installed throughout kitchen, where applicable. (does not include granite backsplash) (See Sketch)
Note:

1 - KITCHEN - COUNTERTOP EDGING - Install UPGRADE " I " EDGING - To be installed throughout kitchen countertop, where applicable. (See Sketch)
Note:

1 - DISCLAIMER - GRANITE COUNTERTOP;
KITCHEN - Due to the many variables that can affect the pattern, colour and/or design and "pitting" of natural products, granite installed will not be identical to the samples displayed.
Note: Every effort is made to provide granite countertops as close as possible but the vendor is not responsible for results which differ from the sample displayed. All countertop surfaces may have seams, and product pattern and shade can change in areas containing seams.

1 - DISCLAIMER - STONE COUNTERTOP;
KITCHEN - Stone slabs vary in size & all seams are visible & the fabricator reserves the right to position the seams as necessary.
Note:

1 - KITCHEN - Kitchen Sink - Install Standard Undermount Sink - BLANCO Horizon Plus U2 Undermount Sink (8") - Model # 401234
Note:

1 - KITCHEN - Kitchen Faucet - Install Standard Faucet - DELTA Chrom Pull-Out Kitchen Faucet (Single Hole) - Model # 469LF - Chrome
Note:

1 - APPLIANCE PACKAGE - Install Upgrade Appliance Package - UPGRADE PACKAGE #1 - To be installed throughout suite, where applicable. (See Sketch)
Note:

1 - CLARIFICATION;
POWDER ROOM & MASTER ENSUITE - Install RAISED VANITY HEIGHTS at Powder Room and Master Ensuite Vanities, where applicable. (See Attached QTK Paperwork)
Note:

1 - POWDER ROOM - Install 1ST UPGRADE CAESARSTONE COUNTERTOP - 4141 MISTY CARRARA - To be installed throughout powder room countertop, where applicable. (Includes 3" Splash) (See Sketch)

1 - MASTER ENSUITE - Install 1ST UPGRADE CAESARSTONE COUNTERTOP - 4141 MISTY CARRARA - To be installed throughout master ensuite countertop, where applicable. (Includes 3" Splash) (See Sketch)
Note:

1 - CLARIFICATION;
POWDER ROOM & MASTER ENSUITE - Install Standard 3" Splash throughout Powder Room and Master Ensuite vanity countertops, where applicable. (See Sketch)
Note:



SITE COPY

CONSTRUCTION SUMMARY

Hampton Place

PURCHASER: NADINE A. OUDERKIRK

TEL:

LOT NUMBER	PHASE	HOUSE TYPE	CLOSING DATE	
312	1	SAG HARBOUR	28-Sep-18	

Date Added: 14-Dec-17 Invoice Number: 7057

1 - DISCLAIMER - STONE COUNTERTOP;
POWDER ROOM & MASTER ENSUITE - Stone slabs vary in size & all seams are visible & the fabricator reserves the right to position the seams as
ary.

34 - POWDER ROOM - 1ST UPGRADE - PORCELAIN TILES - 20x20 PULPIS GRIS - To be installed throughout powder room floor. (To be
Installed Straight) (See Sketch)
Note: Includes Larger Size

75 - MASTER ENSUITE - 1ST UPGRADE - PORCELAIN TILES - 20x20 PULPIS GRIS - To be installed throughout master ensuite floor. (To be
Installed Straight) (See Sketch)
Note: Includes Larger Size

1 - CLARIFICATION;
POWDER ROOM & MASTER ENSUITE - Install Standard Plumbing Fixtures throughout Powder Room and Master Ensuite, where applicable. (See
Sketch)
Note:

1 - CLARIFICATION - REFER TO APAS;
MASTER ENSUITE - Install Rain Shower Head from Ceiling at Master Ensuite Shower Stall - DELTA - Shower Trim and Hansgrohe Slide Bar with
Handheld and Ceiling Mount Showerhead
Note: Model # R10000 / T13020-CDN/27454002 / 277440 / RP52382 / RP46870 / RP6025 / R11000 / T11800 - Chrome (See Sketch)

1 - CLARIFICATION;
POWDER ROOM & MASTER ENSUITE - DELETE Do Not Install / Supply / Credit Purchaser for builders standard ceramic bathroom accessories
(Toilet paper, towel bar & soap dish) throughout all bathrooms where applicable.
To Include; Main Bath & Master Ensuite (See Sketch)

1 - CLARIFICATION;
MASTER ENSUITE - Purchaser accepts & acknowledges the standard frameless glass enclosure at master ensuite shower stall will NOT touch the
ceiling and will receive a Standard Chrome Header. (See Sketch)
Note:

1 - PURCHASER HAS ATTENDED A COLOR APPOINTMENT AT THE DECOR CENTRE AND HAS DECLINED ANY ADDITIONAL
UPGRADES. Purchaser accepts and acknowledges that there will be no further changes/additions/deletions to be made upon signing on December
14,2017
Note:

1 - PURCHASER AWARE AND ACCEPTS THAT ANY CHANGES MADE TO UPGRADES AFTER SIGNING THIS PURCHASERS EXTRA
FORM ARE SUBJECT TO A MINIMUM ADMINISTRATION FEE OF \$1,000 PLUS A 10% HOLDBACK FEE.
Note:

This Document is Extremely Time Sensitive - Printed 16 Feb 18 at 14:11






* INTERIOR (OUR SCHEME *

	Flooring		Wall Tile		
	Description	Main	Accent/Insert	Pattern	
MASTER ENSUITE	20x20 PULPIS GRIS (STRAIGHT) (UPG)		8x10 NATURALE GRIGIO (STD)	NONE	
MAIN BATHROOM	N/A		N/A	N/A	
POWDER ROOM	20x20 PULPIS GRIS (STRAIGHT) (UPG)		N/A	N/A	
KITCHEN / DINETTE	20x20 PULPIS GRIS (STRAIGHT) (STD)		12x12 TwilightMocha GlassMosaics (STD)	NONE	
FOYER	20x20 PULPIS GRIS (STRAIGHT) (STD)		N/A	N/A	
LAUNDRY	8x8 BEHRAM PINK (STD)		N/A	N/A	

BEDROOM 3

[illegible]

Consultant: 
Melissa DiMatteo

Hampton Place

Printed Dec 14, 2017 2:57 pm



* INTERIOR OUR SCHEME *

Purchaser NADINE A. OUDERKIRK		Decor Consultant Melissa Di Marino		Model Type SAG HARBOUR		Telephone Res. / Bus /		Project Hampton Place		Closing Date 28/09/2018		Unit 312	
----------------------------------	--	---------------------------------------	--	---------------------------	--	---------------------------	--	--------------------------	--	----------------------------	--	-------------	--

Page 2 of 3

CABINETRY, VANITIES AND COUNTERTOPS

Style	Countertop	Counter Edge	Handle / Knob
N/A	N/A	N/A	N/A
CATEGPY 2 - MAPLE - CHESTNUT QT 2503 (STD)	<input checked="" type="checkbox"/> 4141 Misty Carrara CaesarStone (Upg)	<input checked="" type="checkbox"/> A " EDGE (STD)	<input checked="" type="checkbox"/> 3487-128
POWDER ROOM	<input checked="" type="checkbox"/> 4141 Misty Carrara CaesarStone (Upg)	<input checked="" type="checkbox"/> A " EDGE (STD)	<input checked="" type="checkbox"/> 3487-128
KITCHEN / DINETTE	<input checked="" type="checkbox"/> BIANCO ANTICO GRANITE (STD)	<input checked="" type="checkbox"/> 1" EDGE (UPG)	<input checked="" type="checkbox"/> 3487-128
LAUNDRY ROOM	N/A	N/A	N/A

APPLIANCE PACKAGE

Upgrade Package #1

Std 31in Opening

PLUMBING FIXTURES

KITCHEN	Sink Model	STANDARD
	Sink Faucet	STANDARD
TOILETS	Master Ensuite	STANDARD
	Main Bathroom	N/A
	Powder Room	STANDARD
VANITY FAUCETS	Master Ensuite	STANDARD
	Main Bathroom	N/A
	Powder Room	STANDARD
VANITY SINKS	Master Ensuite	STANDARD
	Main Bathroom	N/A
	Powder Room	STANDARD
SHOWER STALL / TUBS	Master Ensuite Shower Stall	STANDARD
	Master Ensuite Tub	N/A
	Main Bathroom Tub	N/A

Trim

Baseboard & CasingSTANDARD

Interior DoorsSTANDARD - CARRARA SMOOTH

Levers

Door HeightSTANDARD

Cornice Moulding / Medallion

FoyerSTANDARD - #CTR-611

Living RoomSTANDARD - #CTR-611

Dining RoomSTANDARD - #CTR-611

DenSTANDARD - #CTR-611

Master BedroomNONE

Bedroom 2N/A

Bedroom 3N/A

Fireplace

FireplaceN/A

Location FlooringN/A

StyleN/A

FinishN/A

MarbleN/A

HearthN/A

Paint Throughout

WallsSTANDARD - BIRCH WHITE

TrimSTANDARD - WHITE

MISC. INSTALLATIONS

Ceramic Accessories (installed by Vendor)
☐ Yes ☒ No

Bathroom Mirrors (installed by Vendor)
☒ Yes ☐ No

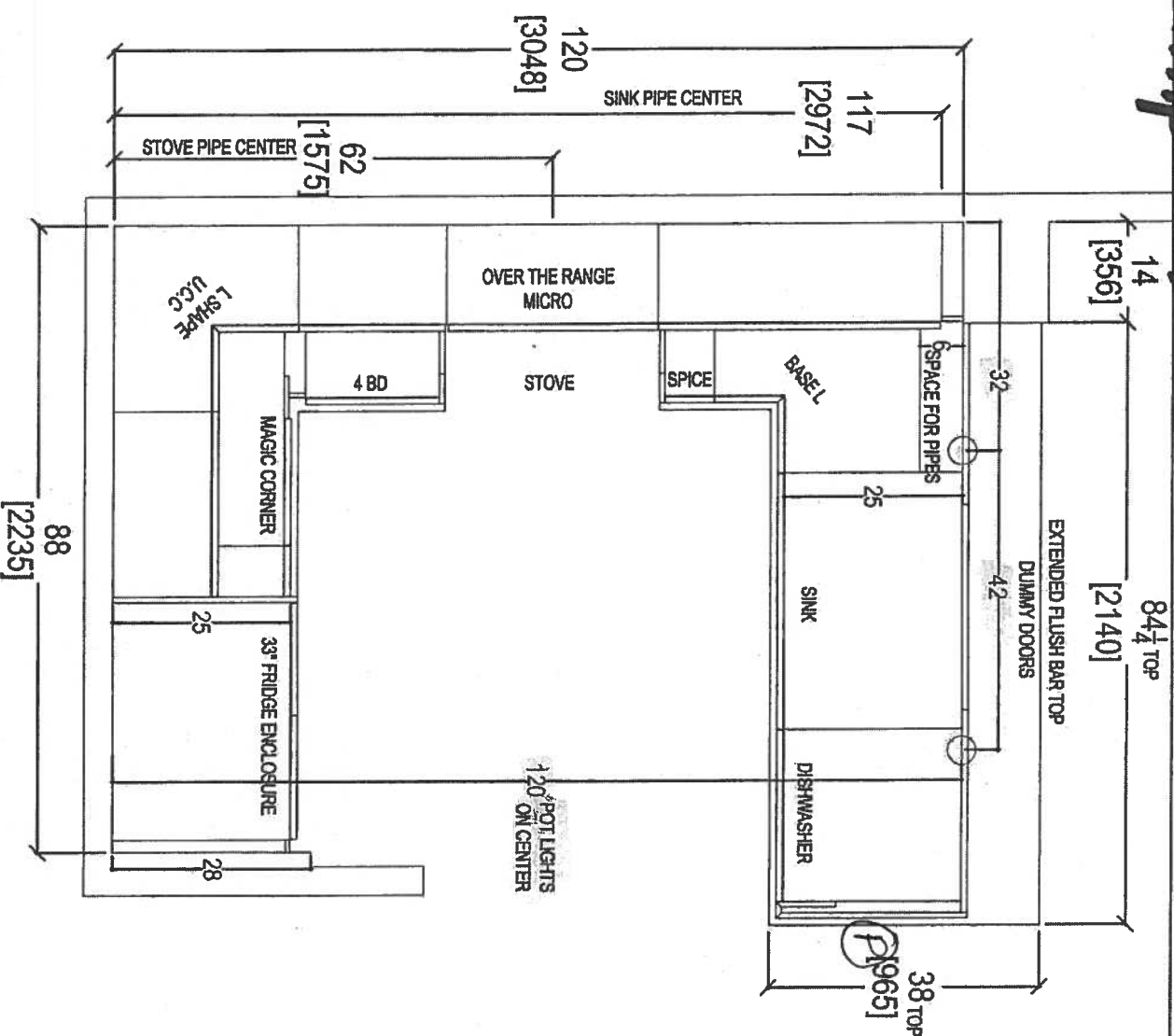
Wire Shelving - Closet (installed by Vendor)
☒ Yes ☐ No

Page 2 of 3

Decor Consultant: Purchaser: NADINE A. OUDERKIRK


Vendor: Hampton Place
Printed Dec 14, 2017 2:57 pm

Suite 312 Hampton

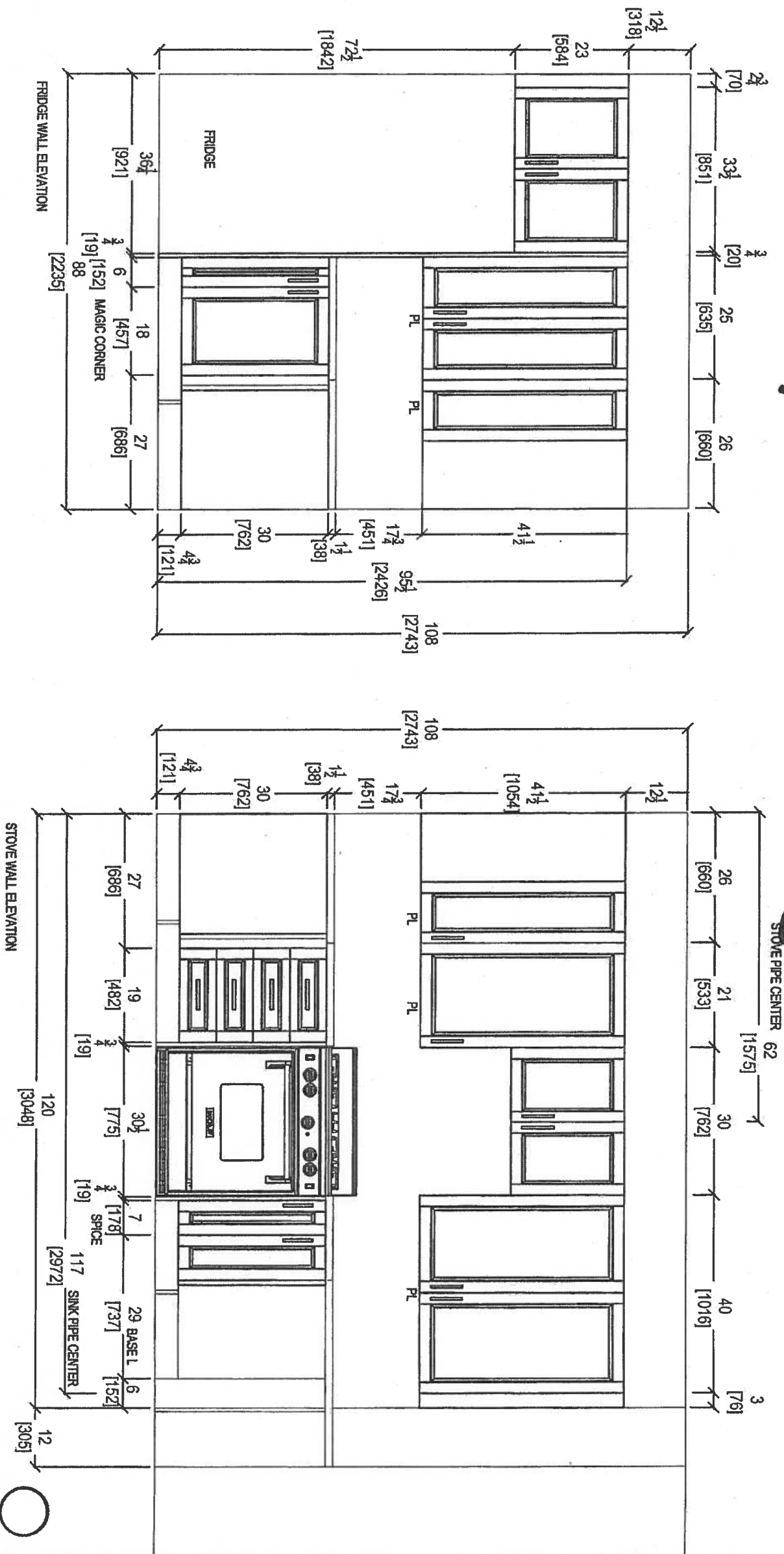


- PLUG PENINSULA (P)
- 2x = POTS over PENINSULA
- 5x = Puck LIGHTS
- UPG #1 = APPLIANCE PACKAGE
- POWERCON | ENSURE RANDED VANTIES
- 36" 4" @ 3" SPASH



 your kitchen, your QTH		BO SANTE DRIVE, VAUGHAN, ONT. L4G 1T1 T: 416.746.1811 F: 416.746.1812	
CLIENT: ROYAL PINE HOMES	UNIT 312 HMP	ROOM: KITCHEN FLOOR PLAN	DRAWN BY: SK
SITE: HAMPTON PLACE	DOOR STYLE: —	DOOR HANDLE: —	SCALE: 1/2" = 1'-0"
PHONE: —	FINISH: —	DRW HANDLE: —	DATE: JAN 10, 2018
EMAIL: —	SPECIES: —	TOP: —	PAGE: —
COMMENTS: PLEASE NOTE ALL DIMENSIONS ARE NOT FINAL AND ARE SUBJECT TO CHANGE UPON FINAL SITE MEASUREMENT			

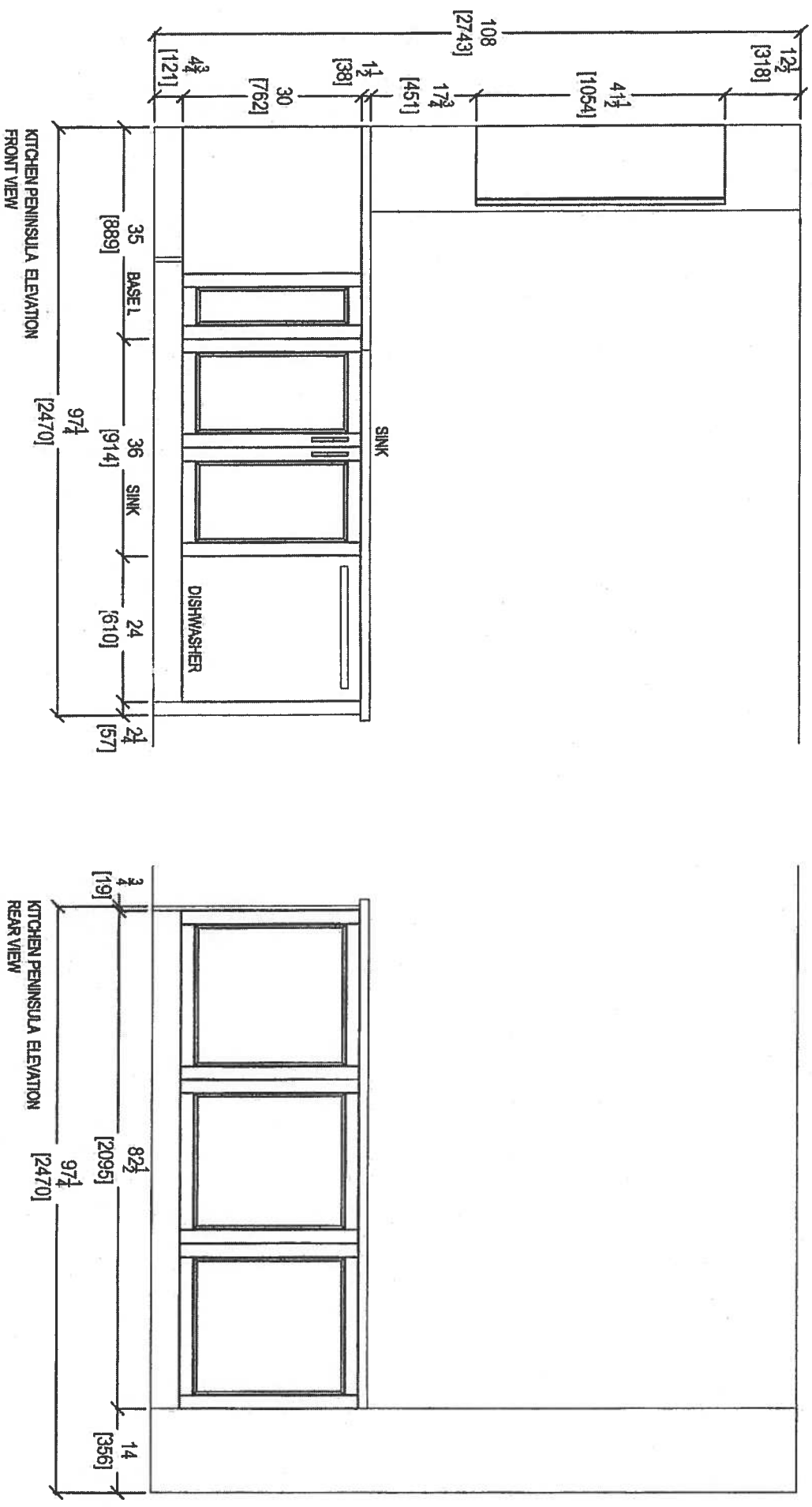
Suite 312 Hampton PL - Puck Light (x5)



80 SANTE DRIVE, VAUGHAN, ONT. L4K 3C4
T: 416.746.1811 F: 416.746.1812

CUSTOMER: ROYAL PINE HOMES	UNIT 312 HMP	ROOM: KITCHEN	DRAWN BY: SK	COMMENTS:
SITE: HAMPTON PLACE	DOOR STYLE: —	DOOR HANDLE: —	SCALE: 1/2" = 1'-0"	PLEASE NOTE ALL DIMENSIONS ARE NOT FINAL AND ARE SUBJECT TO CHANGE UPON FINAL SITE MEASURE
PHONE: —	FINISH: —	DRW HANDLE: —	DATE: JAN 10, 2018	
EMAIL: —	SPECIES: —	TOP: —	PAGE: —	

Suite 312 Hampton



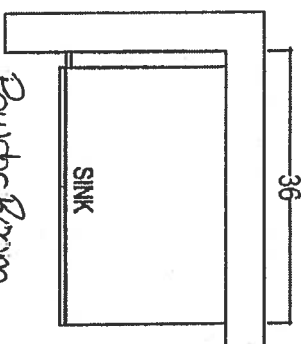
80 SANTE DRIVE, VAUGHAN, ONTARIO L4K 3C4,
T: 416/748.1611 F: 416/748.1612

CLIENT: ROYAL PINE HOMES	UNIT 312 HMP	ROOM: KITCHEN	DRAWN BY: SK
SITE: HAMPTON PLACE	DOOR STYLE: —	DOOR HANDLE: —	SCALE: 1/2" = 1'-0"
PHONE: —	FINISH: —	DRW HANDLE: —	DATE: JAN 10, 2018
EMAIL: —	SPECIES: —	TOP: —	PAGE: —

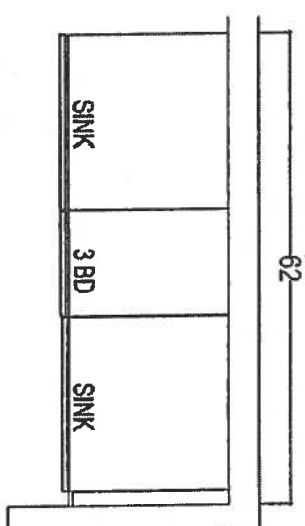
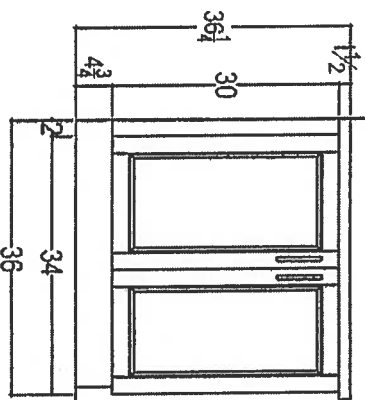
COMMENTS:



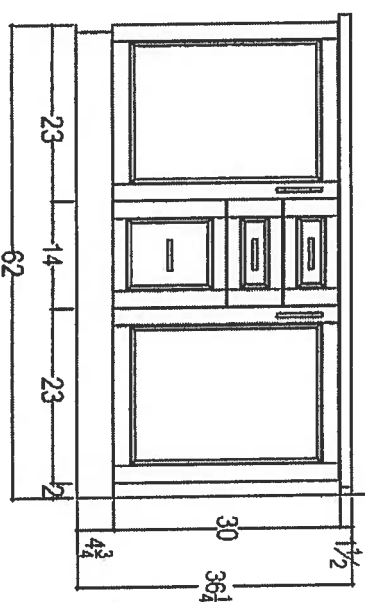
Suite 312 Hampton



Powder Room
*Raised Height



MASTER ENSUITE
*Raised Height



your kitchen, your taste.
80 SANTE DRIVE, VAUGHAN ON L4K 3C4,
T: 416.746.1811 F: 416.746.1801

CLIENT: ROYAL PINE HOMES	1C+D SAG HARBOR	ROOM: VANITIES	DRAWN BY: SK	COMMENTS:
SITE: HAMPTON PLACE	DOOR STYLE: —	DOOR HANDLE: —	SCALE: 1/2" = 1' - 0"	PLEASE NOTE ALL DIMENSIONS ARE NOT FINAL AND ARE SUBJECT TO CHANGE UPON FINAL SITE MEASURE
PHONE: —	FINISH: —	DRW HANDLE: —	DATE: AUG 4, 2017	
EMAIL: —	SPECIES: —	TOP: —	PAGE: —	

Suite 312

Hampton

Upgrade
Package I

WRB322DMBM



Whirlpool®

<http://www.whirlpool.com>

33-inches wide Bottom-Freezer Refrigerator with
SpillGuard™ Glass Shelves - 22 cu. ft

Key Features:

- SpillGuard™ Glass Shelves
- Adaptive Defrost / *Factory Installed Icemaker*
- FreshFlow™ Produce Preserver
- LED Interior Lighting
- ENERGY STAR® Qualified

Product Dimensions:

Height: 70

Width: 32 5/8

Depth: 33 3/8

Electrical Requirements:

15


Additional Information:

[Use And Care Guide](#)

[Dimension Guide](#)

[Energy Guide](#)

[Warranty Certificate](#)



INVESTED
IN
AMERICA



©Registered trademark/TM Trademark of Whirlpool, U.S.A. © 2016 Whirlpool Corporation. All Rights Reserved.
All other trademarks are owned by their respective companies.

Because Whirlpool Corporation policy includes a continuous commitment to improve our products, we reserve the right to change materials and specifications without notice. We also reserve the right to discontinue or transition products without notice.

Manufacturer's Suggested Retail Price (MSRP) and Minimum Advertised Price (MAP) provided for reference purposes only. Dealer alone determines advertised and retail prices.

Created On: Tuesday, March 14, 2017 11:30:08

Suite 312
Hampton

Upgrade
Package 1




WEE745H0FS

Whirlpool®

6.4 Cu. Ft. Slide-In Electric Range with True Convection

<http://www.whirlpool.com>



Key Features:

- Frozen Bake™ Technology
- True Convection Cooking
- FlexHeat™ Triple Radiant Element
- Convection Conversion
- AquaLift® Self-Cleaning Technology
- Temperature Sensor
- Rapid Preheat
- 6.4 Cu. Ft. Capacity
- Easy-Wipe Ceramic Glass Cooktop
- Large Oven Window
- Max Capacity Rack
- Hidden Bake Element

Product Dimensions:

Height: 36

Width: 29 7/8

Additional Information:

[Use And Care Guide](#)

[Dimension Guide](#)

[Installation Guide](#)

[Warranty Certificate](#)

INVESTED
IN
AMERICA

ADA
Compliant

©Registered trademark/TM Trademark of Whirlpool, U.S.A. © 2016 Whirlpool Corporation. All Rights Reserved.
All other trademarks are owned by their respective companies.
Because Whirlpool Corporation policy includes a continuous commitment to improve our products, we reserve the right to change materials and specifications without notice. We also reserve the right to discontinue or transition products without notice.
Manufacturer's Suggested Retail Price (MSRP) and Minimum Advertised Price (MAP) provided for reference purposes only. Dealer alone determines advertised and retail prices.
Created On: Friday, January 27, 2017 10:48:47

Suite 312
Hampton

Upgrade
Package 1



YWMH76719CS



<http://www.whirlpool.com>

1.9 cu. ft. Microwave Hood Combination with
TimeSaver™ Plus True Convection

Key Features:

- TimeSaver™ Plus True Convection Cooking System
- Steam Cooking
- Sensor Cooking
- AccuPop™ Cycle
- CleanRelease® Non-Stick Interior
- SteamClean Option
- Integrated Hidden Vent and Console
- Auto Adapt Fan
- Recessed, Stoppable Glass Turntable
- Universal Microwave Steamer
- 1.9 cu. ft. Capacity
- 1,100 Watts Cooking Power

Product Dimensions:

Height: 17 1/8

Width: 29 15/16

Depth: 18 1/2

Electrical Requirements:

15 or 20. 120 V.

Additional Information:


[Use And Care Guide](#)

[Installation Guide](#)

[Warranty Certificate](#)

Available in:

 Stainless Steel



©Registered trademark/TM Trademark of Whirlpool, U S A. © 2013 Whirlpool Corporation. All Rights Reserved
All other trademarks are owned by their respective companies.

Because Whirlpool Corporation policy includes a continuous commitment to improve our products, we reserve the right to change materials and specifications without notice. We also reserve the right to discontinue or transition products without notice.

Manufacturer's Suggested Retail Price (MSRP) and Minimum Advertised Price (MAP) provided for reference purposes only. Dealer alone determines advertised and retail prices.

Created On: Monday, March 14, 2016 13:16:48

Suite 312 Hampton Upgrade Package 1

WDTA50SAHZ



Whirlpool®

<http://www.whirlpool.com>

Contemporary Design. Stainless Steel Tub
Dishwasher with TotalCoverage Spray Arm

Key Features:


- Sensor Cycle
- TotalCoverage Spray Arm
- 1-Hour Wash Cycle
- Tap Touch Controls

Product Dimensions:

Height: 34 1/2
Width: 23 7/8
Depth: 24 1/2

Additional Information:

[Use And Care](#)
[Dimension Guide](#)
[Installation Guide](#)
[Energy Guide](#)
[Warranty](#)



Available in:

● Black

Fingerprint Resistant Sunset Bronze

Fingerprint Resistant Black Stainless

○ White

Fingerprint Resistant Stainless Steel

INVESTED
IN
AMERICA



©Registered trademark/TM Trademark of Whirlpool, U.S.A. © 2016 Whirlpool Corporation. All Rights Reserved. All other trademarks are owned by their respective companies.

Because Whirlpool Corporation policy includes a continuous commitment to improve our products, we reserve the right to change materials and specifications without notice. We also reserve the right to discontinue or transition products without notice.

Manufacturer's Suggested Retail Price (MSRP) and Minimum Advertised Price (MAP) provided for reference purposes only. Dealer alone determines advertised and retail prices.

Suite 312 Upgrade Hampton Package I




WFW75HEFW



<http://www.whirlpool.com>

4.5 cu. ft. Front Load Washer with Precision
Dispense



Key Features:

- Precision Dispense
- Adaptive Wash Technology
- Smooth Wave Stainless Steel Wash Basket
- 4.5 cu. ft. Capacity
- ENERGY STAR® Qualified

Product Dimensions:

Height: 39 3/4

Width: 27

Depth: 33 5/16

Electrical Requirements:

15 or 20. 120 V.

Additional Information:

[Use And Care Guide](#)

[Dimension Guide](#)

[Installation Guide](#)

[Energy Guide](#)

[Warranty Certificate](#)

INVESTED
IN
AMERICA



©Registered trademark/TM Trademark of Whirlpool, U.S.A. ©2013 Whirlpool Corporation All Rights Reserved.
All other trademarks are owned by their respective companies.
Because Whirlpool Corporation policy includes a continuous commitment to improve our products, we reserve
the right to change materials and specifications without notice. We also reserve the right to discontinue or
transition products without notice.
Manufacturer's Suggested Retail Price (MSRP) and Minimum Advertised Price (MAP) provided for reference
purposes only. Dealer alone determines advertised and retail prices.
Created On: Wednesday, March 23, 2016 11:51:03

Suite 312 Upgrade Hampton Package 1




YWED75HEFW

Whirlpool®

<http://www.whirlpool.com>

8.5 cu. ft. Duet® High Efficiency Front Load Electric
Dryer with ENERGY STAR®

MSRP: \$0.00



Key Features:

- Advanced Moisture Sensing System
- Quad Baffles
- Tap Touch Controls with Memory
- EcoBoost™ Option
- Wrinkle Shield™ Plus Option
- Undercounter Installation
- 7.4 Cu. Ft. Capacity
- ENERGY STAR® Qualified

Product Dimensions:

Height: 39

Width: 27

Depth: 31

Additional Information:

[Use And Care](#)

[Installation Guide](#)

[Warranty](#)

Available in:

☐ White

INVESTED
IN
AMERICA

ADA
Compliant

©Registered trademark/TM Trademark of Whirlpool, U.S.A. © 2016 Whirlpool Corporation. All Rights Reserved. All other trademarks are owned by their respective companies.

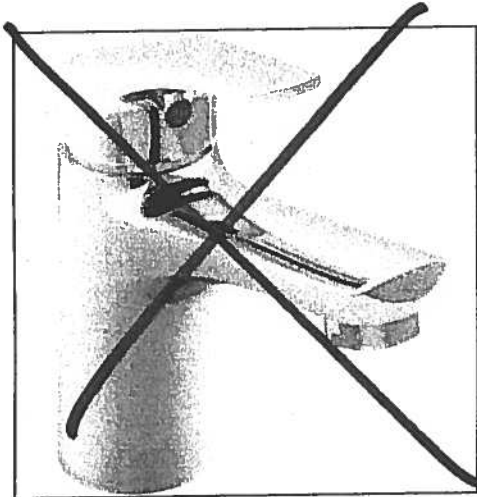
Because Whirlpool Corporation policy includes a continuous commitment to improve our products, we reserve the right to change materials and specifications without notice. We also reserve the right to discontinue or transition products without notice.

Manufacturer's Suggested Retail Price (MSRP) and Minimum Advertised Price (MAP) provided for reference purposes only. Dealer alone determines advertised and retail prices.

Standard

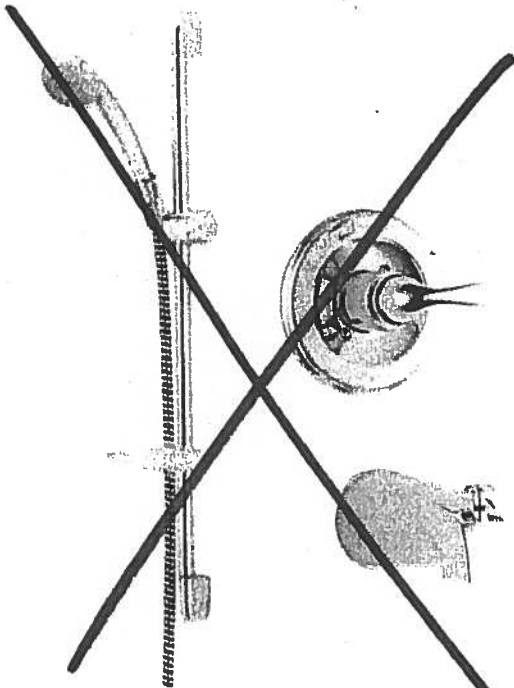


Suite 312
Hampton

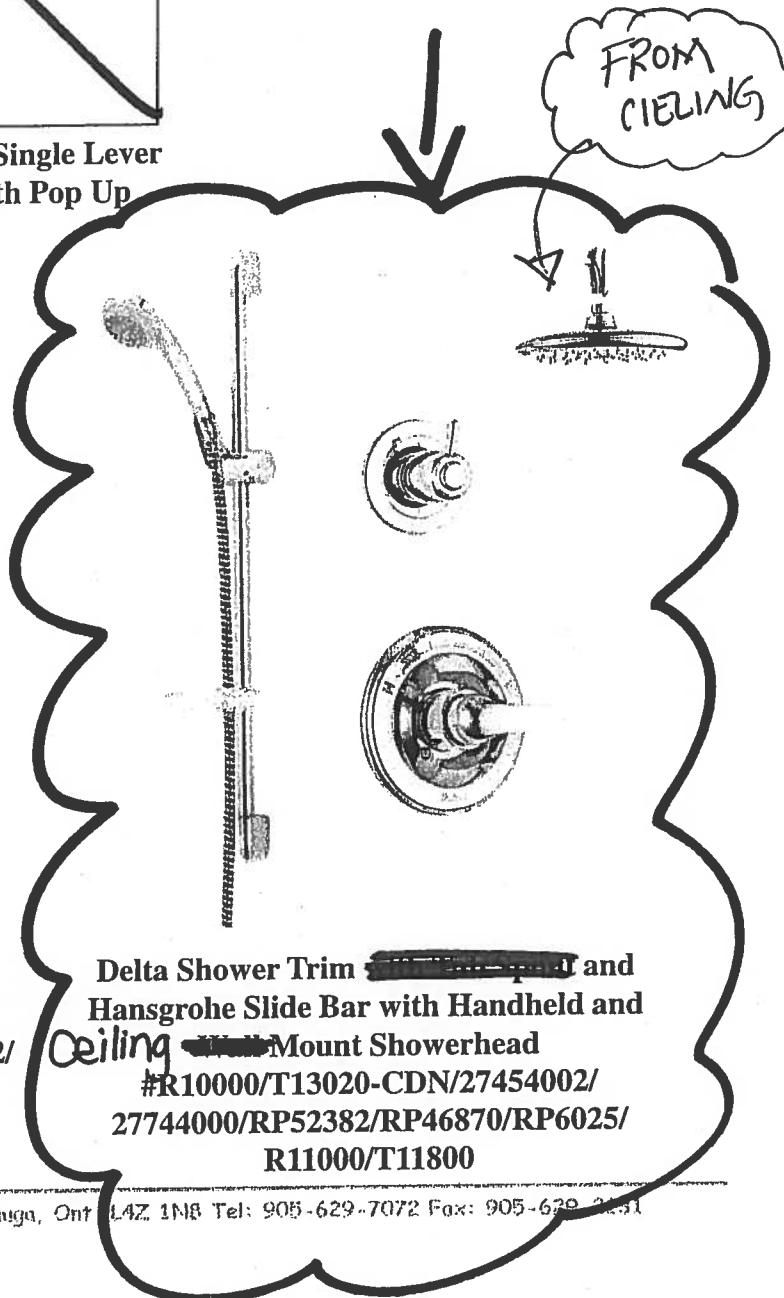


Delta Wynne Chrome Single Lever
Lavatory Faucet With Pop Up
#534LF

Master Ensuite
Shower Stall




Delta Shower Trim with Tub Spout and
Hansgrohe Slide Bar with Handheld
#R10000/T13020-CDN/2001-TP/27454002/
27744000

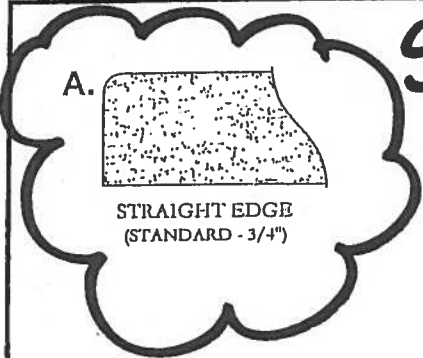


Delta Shower Trim ~~with Tub Spout~~ and
Hansgrohe Slide Bar with Handheld and
Ceiling ~~with~~ Mount Showerhead
#R10000/T13020-CDN/27454002/
27744000/RP52382/RP46870/RP6025/
R11000/T11800

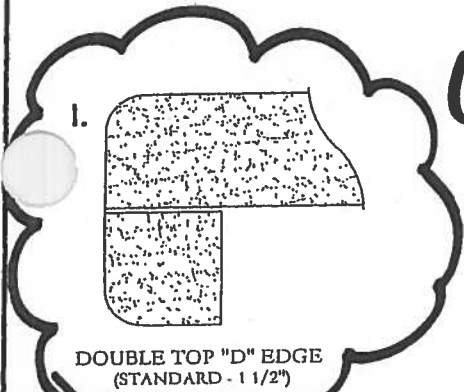
Countertop Edges
Suite 312
Hampton


Dec. 14, 2017

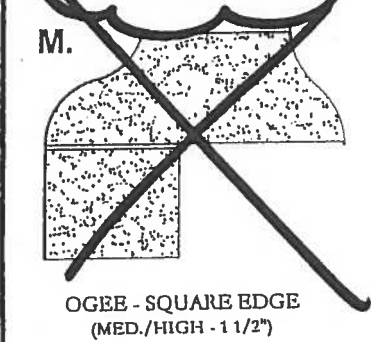
CONNOLLY Marble & Granite Ltd.	EDGE DETAILS 004
---------------------------------------	------------------------------------



Standard:
Powder Room
Master Ensuite



Upgrade:
Kitchen



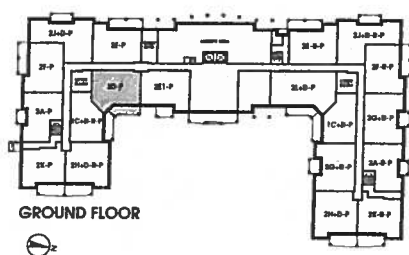
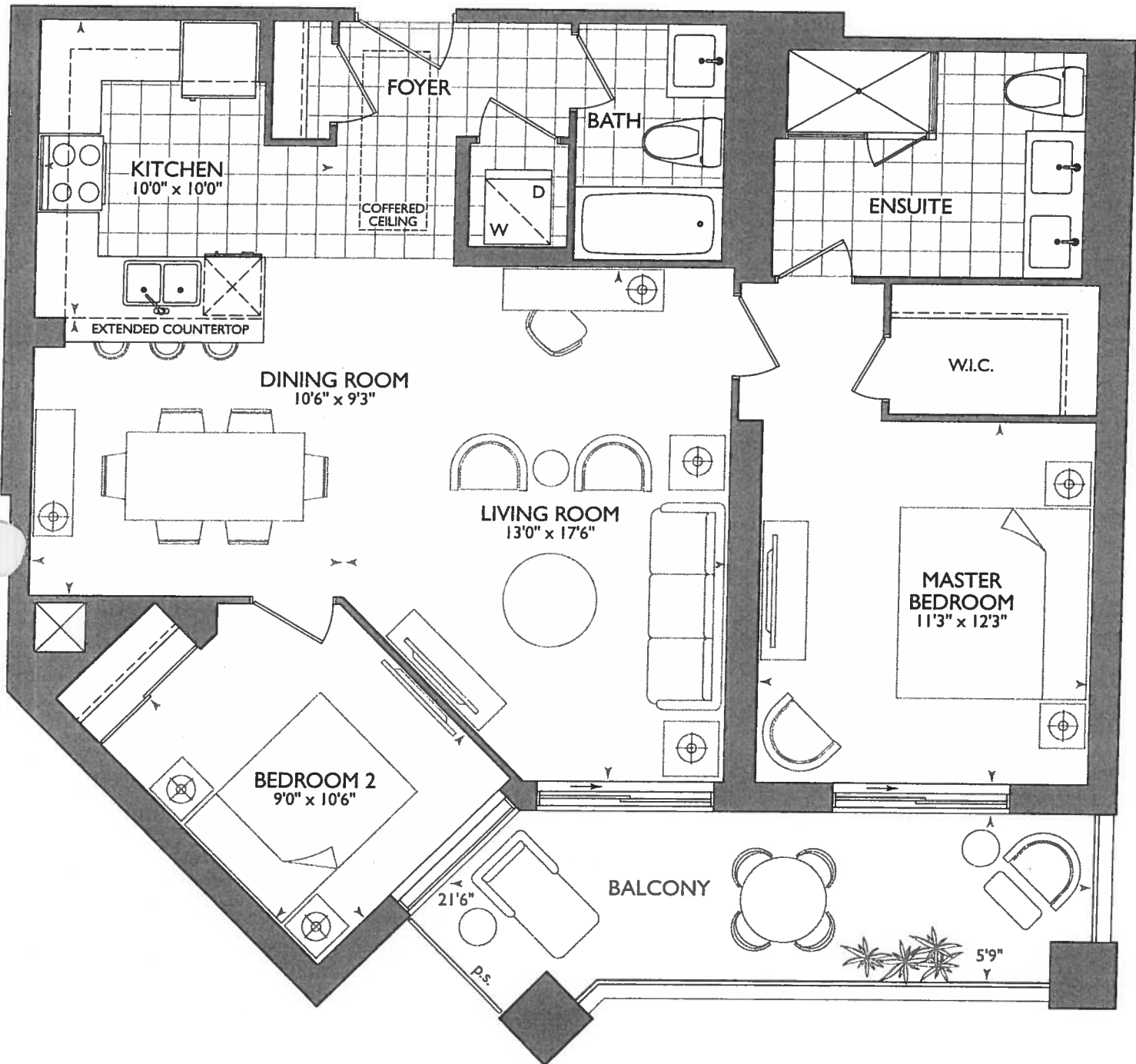
EDGING UP-GRADE OPTIONS



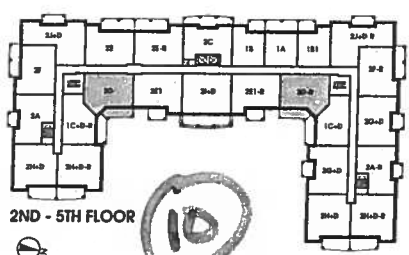
Remsenburg

1,031 SQ FT *plus* 124 sq. ft. of balcony area

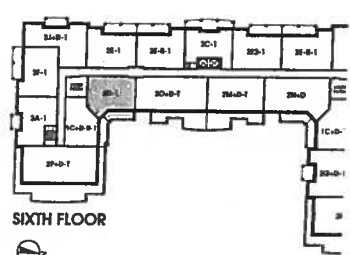
SUITE 313
* ORIGINAL *



GROUND FLOOR



2ND - 5TH FLOOR



SIXTH FLOOR

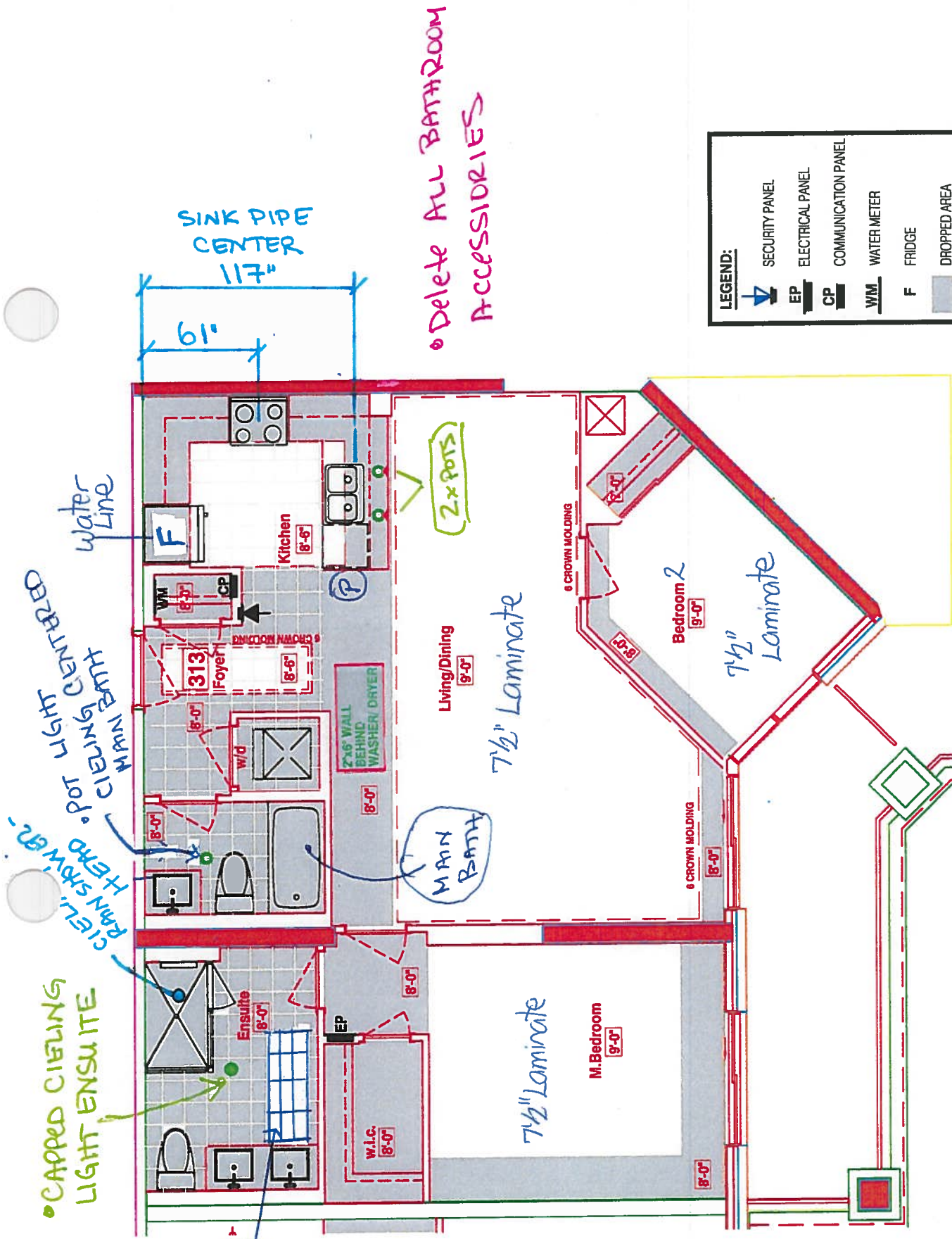


December 5, 2017

11C

KITCHEN

- 2x = POTS OVER PENINSULA
- 1x = PLUG PENINSULA
- 5x = PUCK LIGHTS.
- 61" = STOVE PIPE CENTER
- 117" = SINK PIPE CENTER
- MAIN + ENSUITE 36 1/4" RAISED VANITIES @ 3" SPLASH
- UPG 1. APPLIANCE PACKAGE



RECEIVED
December 5, 2017

SUITE 313 - REMSENBURG

Royal Pine Homes • 25 Baker Hill Blvd - Stouffville, ON • Dec 04, 2017



Book
SITE COPY

CONSTRUCTION SUMMARY

Hampton Place

PURCHASER: NICOLE ROSE CAPOTOSTO

TEL: RES.: 905-640-1528

LOT NUMBER	PHASE	HOUSE TYPE	CLOSING DATE	
313	1	REMSENBURG	01-Oct-18	

Offer Workshee	PURCHASER TO RECEIVE \$5,000(INCLUDES APPLICABLE TAXES) WORTH OF UPGRADES AT THE DECOR CENTER AT TIME OF COLOUR CHART. Note:
-------------------	---

Upgrade	2- POT LIGHTS, IF POSSIBLE, ON EITHER SIDE OF SINK IN KITCHEN AS PER SKETCH, AS PER VENDORS SAMPLES Note:
---------	--

Offer Upgrade	1-POT LIGHT , IF POSSIBLE, CENTERED IN MAIN BATH AS PER SKETCH Note:
------------------	---

Offer Upgrade	RAINHEAD FROM CEILING IN MASTER ENSUITE , AS PER VENDORS SAMPLES Note:
------------------	---

Offer Upgrade	EXTRA CAPPED CEILING LIGHT, IF POSSIBLE, CENTERED IN MASTER ENSUITE AS PER SKETCH Note:
------------------	--

Offer Upgrade	PURCHASER HAS APPLIED 2655.50 (INCLUDING TAXES) FROM THEIR \$5000 UPGRADE PACKAGE TO PURCHASE UPGRADES ON INVOICE 288 DATED JULY 5, 2017. PURCHASER NOW HAS \$2344.50 REMAINING TO SPEND AT THE DECOR CENTER AT THE TIME OF THE COLOUR CHART Note:
------------------	---





SITE COPY

CONSTRUCTION SUMMARY

Hampton Place

PURCHASER: NICOLE ROSE CAPOTOSTO TEL: RES.: 905-640-1528

LOT NUMBER	PHASE	HOUSE TYPE	CLOSING DATE	
313	1	REMSENBURG	01-Oct-18	

Date Added: 05-Dec-17 Invoice Number: 7048

1 - KITCHEN & BATHROOMS - SEE QUALITY TOPS & KITCHENS FOR ALL KITCHEN & BATHROOMS UPGRADES / LAYOUTS. (See Attached QTK Paperwork)
2 - KITCHEN - Install TWO (2) ADDITIONAL PUCK LIGHTS (Same Switch as Standard Puck Lights) at kitchen. To be installed below kitchen cabinetry, where applicable. (See Attached QTK Layout for Locations) Note: Purchaser Paying Difference for Additional Puck Lights - Standard Kitchen to Receive Three (3) Puck Lights - Upgrade Kitchen Requires Five (5) Puck Lights
1 - KITCHEN - Install Standard Granite Countertop - BIANCO ANTICO - To be installed throughout suite, where applicable. (does not include granite backsplash) (See Sketch) Note:
1 - DISCLAIMER - GRANITE COUNTERTOP; KITCHEN - Due to the many variables that can affect the pattern, colour and/or design and "pitting" of natural products, granite installed will not be identical to the samples displayed. Note: Every effort is made to provide granite countertops as close as possible but the vendor is not responsible for results which differ from the sample displayed. All countertop surfaces may have seams, and product pattern and shade can change in areas containing seams.
1 - DISCLAIMER - STONE COUNTERTOP; KITCHEN - Stone slabs vary in size & all seams are visible & the fabricator reserves the right to position the seams as necessary. Note:
1 - KITCHEN - Kitchen Sink - Install Standard Undermount Sink - BLANCO Horizon Plus U2 Undermount Sink (8") - Model # 401234 Note:
1 - KITCHEN - Kitchen Faucet - Install Standard Faucet - DELTA Chrome Pull-Out Kitchen Faucet (Single Hole) - Model # 469LF - Chrome Note:
1 - APPLIANCE PACKAGE - Install Upgrade Appliance Package - UPGRADE PACKAGE #1 - To be installed throughout suite, where applicable. (See Sketch) Note:
1 - KITCHEN - Install WATER LINE ROUGH-IN ONLY To Fridge at Kitchen (See Sketch) Note:
16 - LAUNDRY ROOM - 2ND UPGRADE - PORCELAIN TILES - 20x20 PULPIS GRIS - To be installed at laundry room floor. (To be Installed Straight) (See Sketch) Note: Includes Larger Size
30 - MAIN BATH - 1ST UPGRADE - PORCELAIN TILES - 20x20 PULPIS GRIS - To be installed at main bath floor. (To be Installed Straight) (See Sketch) Note: Includes Larger Size
75 - MASTER ENSUITE - 1ST UPGRADE - PORCELAIN TILES - 12x24 H-STONE LIGHT GREY - To be installed at master ensuite floor. (To be Installed Straight) (See Sketch) Note: Includes Larger Size
1 - CLARIFICATION; MAIN BATH & MASTER ENSUITE - Install RAISED VANITY HEIGHTS at Main Bath and Master Ensuite Vanities, where applicable. (See Attached QTK Paperwork) Note:
1 - MASTER ENSUITE - Install 2ND UPGRADE CAESARSTONE COUNTERTOP - 5141 FROSTY CARRINA - To be installed throughout master ensuite vanity, where applicable. (Includes 3" Splash) (See Sketch) Note:



SITE COPY

CONSTRUCTION SUMMARY

Hampton Place

PURCHASER: NICOLE ROSE CAPOTOSTO

TEL: RES.: 905-640-1528

LOT NUMBER	PHASE	HOUSE TYPE	CLOSING DATE	
313	1	REMSENBURG	01-Oct-18	

Date Added: 05-Dec-17 Invoice Number: 7048

1 - CLARIFICATION;
MAIN BATH & MASTER ENSUITE - Install Standard 3" Splash throughout Main Bath and Master Ensuite vanity countertops, where applicable. (See Sketch)

1 - DISCLAIMER - STONE COUNTERTOPS;
MAIN BATH & MASTER ENSUITE - Stone slabs vary in size & all seams are visible & the fabricator reserves the right to position the seams as necessary.
Note:

1 - CLARIFICATION;
MAIN BATH & MASTER ENSUITE - Install Standard Plumbing Fixtures throughout Main Bath and Master Ensuite, where applicable. (See Sketch)
Note:

1 - CLARIFICATION - REFER TO APAS;
MASTER ENSUITE - Install Rain Shower Head from Ceiling at Master Ensuite Shower Stall - DELTA - Shower Trim and Hansgrohe Slide Bar with Handheld and Ceiling Mount Showerhead
Note: Model # R10000 / T13020-CDN/27454002 / 277440 / RP52382 / RP46870 / RP6025 / R11000 / T11800 - Chrome (See Sketch)

1 - MAIN BATH & MASTER ENSUITE - DELETE Do Not Install / Supply / Credit Purchaser for builders standard ceramic bathroom accessories (toilet paper, towel bar & soap dish) throughout all bathrooms where applicable
Note: To Include; Main Bath & Master Ensuite (See Sketch)

1 - CLARIFICATION;
MASTER ENSUITE - Purchaser accepts & acknowledges the standard frameless glass enclosure at master ensuite shower stall will NOT touch the ceiling and will receive a Standard Chrome Header. (See Sketch)

1 - BONUS PACKAGE - PURCHASER HAS APPLIED \$2,344.50 (Includes Taxes) WORTH OF UPGRADE PROMOTIONAL PACKAGE TOWARDS THE PURCHASE OF UPGRADES COMPLETED AT THE DECOR CENTRE.
Note:

1 - PURCHASER HAS ATTENDED A COLOR APPOINTMENT AT THE DECOR CENTRE AND HAS DECLINED ANY ADDITIONAL UPGRADES. Purchaser accepts and acknowledges that there will be no further changes/additions/deletions to be made upon signing on December 5, 2017
Note:

1 - PURCHASER AWARE AND ACCEPTS THAT ANY CHANGES MADE TO UPGRADES AFTER SIGNING THIS PURCHASERS EXTRA FORM ARE SUBJECT TO A MINIMUM ADMINISTRATION FEE OF \$1,000 PLUS A 10% HOLDBACK FEE.
Note:

This Document is Extremely Time Sensitive - Printed 16 Feb 18 at 14:11



* INTERIOR FLOOR SCHEME *

Purchaser

NICOLE ROSE CAPOTOSTO

Decor Consultant

Melissa Di Marino

Model Type

REMSENBURG

Telephone Res. / Bus

(905) 640-1528 /

Project

Hampton Place

Closing Date

01/10/2018

Unit

313

Page 1 of 3

Flooring

Description

MASTER ENSUITE

MAIN BATHROOM

POWDER ROOM

KITCHEN / DINETTE

FOYER

LAUNDRY

LIVING ROOM

DINING ROOM

DEN

MASTER BEDROOM

BEDROOM 2

BEDROOM 3

12x24 H-STONE LIGHT GREY (STRAIGHT)(Upg)

20x20 PULPIS GRIS (STRAIGHT) (UPG)

N/A

20x20 PULPIS GRIS (STRAIGHT) (STD)

20x20 PULPIS GRIS (STRAIGHT) (STD)

20x20 PULPIS GRIS (STRAIGHT) (UPG)

7 1/2" TorleysForst - SaguenaValley 9744P (STD)

7 1/2" TorleysForst - SaguenaValley 9744P (STD)

N/A

7 1/2" TorleysForst - SaguenaValley 9744P (STD)

7 1/2" TorleysForst - SaguenaValley 9744P (STD)

N/A

Wall Tile

Main

8x10 CARARRA MATT (STD)

8x10 CARARRA MATT (STD)

N/A

12x12 TwilightMocha GlassMosaics (STD)

N/A

N/A

Accent/Insert

NONE

NONE

N/A

NONE

N/A

N/A

Pattern

NONE

NONE

N/A

NONE

N/A

N/A

Notes

Page 1 of 3

Consultant:

Melissa Di Marino

Purchaser:

NICOLE ROSE CAPOTOSTO

Vendor:

Hampton Place

Printed Dec 05, 2017 11:44 am



* INTERIOR FOUR SCHEME *

Purchaser

NICOLE ROSE CAPOTOSTO

Decor Consultant

Melissa Di Marino

Model Type

REMSENBURG

Telephone Res. / Bus

(905) 640-1528 /

Project

Hampton Place

Closing Date

01/10/2018

Unit

313

Page 2 of 3

CABINETRY, VANITIES AND COUNTERTOPS

	Style	Countertop	Counter Edge	Handle / Knob	
MAIN BATHROOM	CATEGORY 2 - MAPLE - PISTACHIO QT 2503 (STD)	<input checked="" type="checkbox"/>	ASPEN TERRA WHITE (STD)	<input checked="" type="checkbox"/> 1" A" EDGE (STD)	B603-SC
MASTER ENSUITE	CATEGORY 2 - MAPLE - CHESTNUT QT 2503 (STD)	<input checked="" type="checkbox"/>	5141 Frosty Carina CaesarStone (Upg)	<input checked="" type="checkbox"/> 1" A" EDGE (STD)	B603-SC
POWDER ROOM	N/A		N/A	N/A	N/A
KITCHEN / DINETTE	CATEGORY 1 - FIBERBOARD - WHITE QT 1203 (STD)	<input checked="" type="checkbox"/>	BIANCO ANTICO GRANITE (STD)	<input checked="" type="checkbox"/> 1" A" EDGE (STD)	B603-SC
LAUNDRY ROOM	N/A		N/A	N/A	N/A

PLUMBING FIXTURES

APPLIANCE PACKAGE

Upgrade Package #1

Std 31in Opening

PLUMBING FIXTURES

KITCHEN	Sink Model	<input checked="" type="checkbox"/> STANDARD
	Sink Faucet	<input checked="" type="checkbox"/> STANDARD
TOILETS	Master Ensuite	<input checked="" type="checkbox"/> STANDARD
	Main Bathroom	<input checked="" type="checkbox"/> STANDARD
	Powder Room	N/A
VANITY FAUCETS	Master Ensuite	<input checked="" type="checkbox"/> STANDARD
	Main Bathroom	<input checked="" type="checkbox"/> STANDARD
	Powder Room	N/A
VANITY SINKS	Master Ensuite	<input checked="" type="checkbox"/> STANDARD
	Main Bathroom	<input checked="" type="checkbox"/> STANDARD
	Powder Room	N/A
SHOWER STALL / TUBS	Master Ensuite Shower Stall	<input checked="" type="checkbox"/> STANDARD
	Master Ensuite Tub	N/A
	Main Bathroom Tub	<input checked="" type="checkbox"/> STANDARD

Trim

Baseboard & Casing	STANDARD
Interior Doors	STANDARD - CARRARA SMOOTH

Levers

Door Height

STANDARD
STANDARD

Cornice Moulding / Medallion

Foyer	<input checked="" type="checkbox"/> STANDARD - #CTR-611
Living Room	<input checked="" type="checkbox"/> STANDARD - #CTR-611
Dining Room	<input checked="" type="checkbox"/> STANDARD - #CTR-611
Den	N/A
Master Bedroom	NONE
Bedroom 2	NONE
Bedroom 3	N/A

Fireplace

Fireplace	N/A
Location	N/A
Flooring	N/A
Style	N/A
Finish	N/A
Marble	N/A
Hearth	N/A

Paint Throughout

Walls

Trim

STANDARD - OYSTER WHITE
STANDARD - WHITEW

Page 2 of 3

Decor Consultant:

Melissa Di Marino

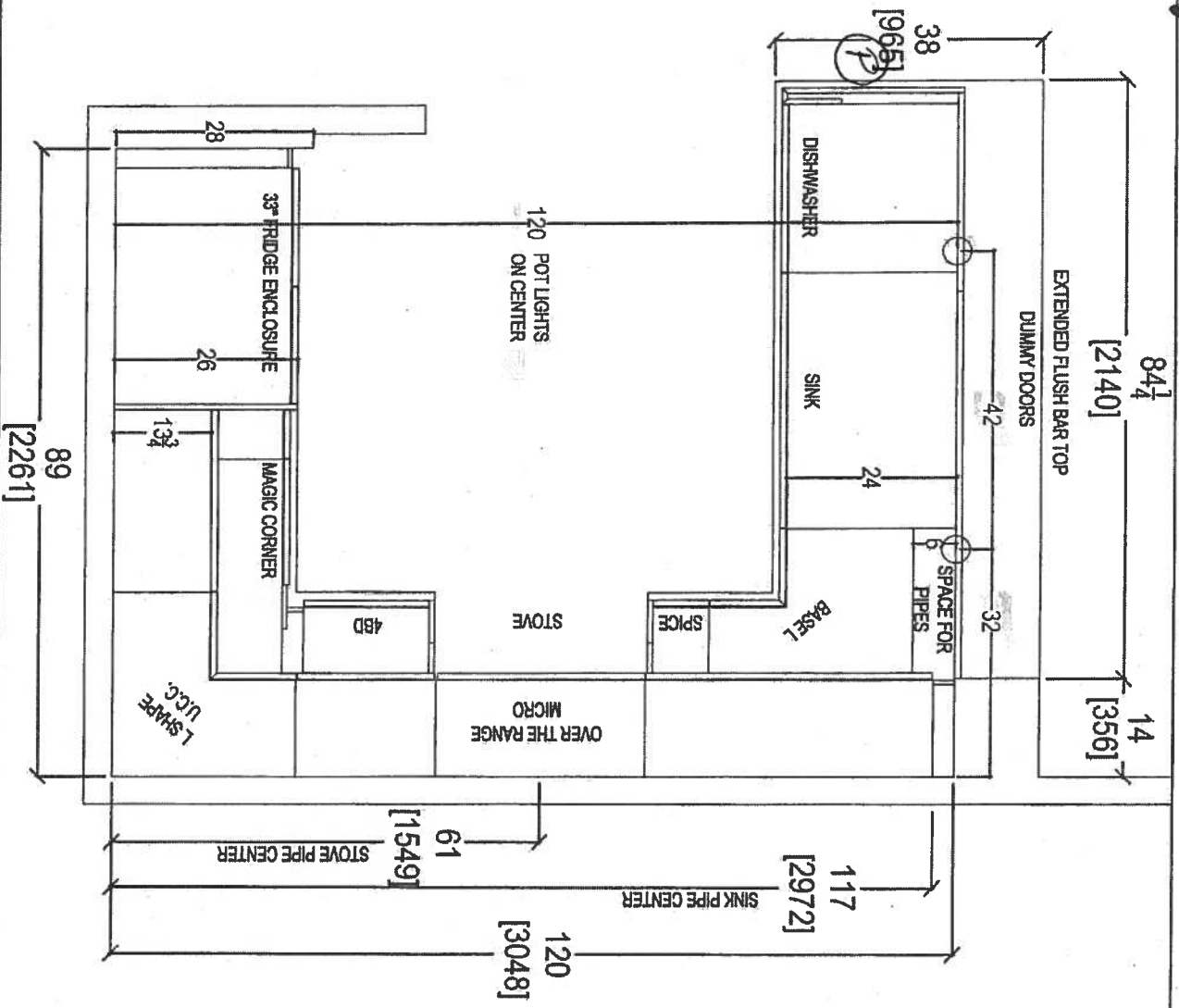
Purchaser:

NICOLE ROSE CAPOTOSTO

Vendor:

Suite 313 Hampton

- P Plug (x 1) = PENIN SULA
- 2x = POTS OVER PENIN SULA
- 5x = Puck LIGHTS
- MAIN + ENSUITE RAND.
- 36 1/4" VANITIES @ 3" SPLASH.
- UPG #1 = Appliance PACKAGE

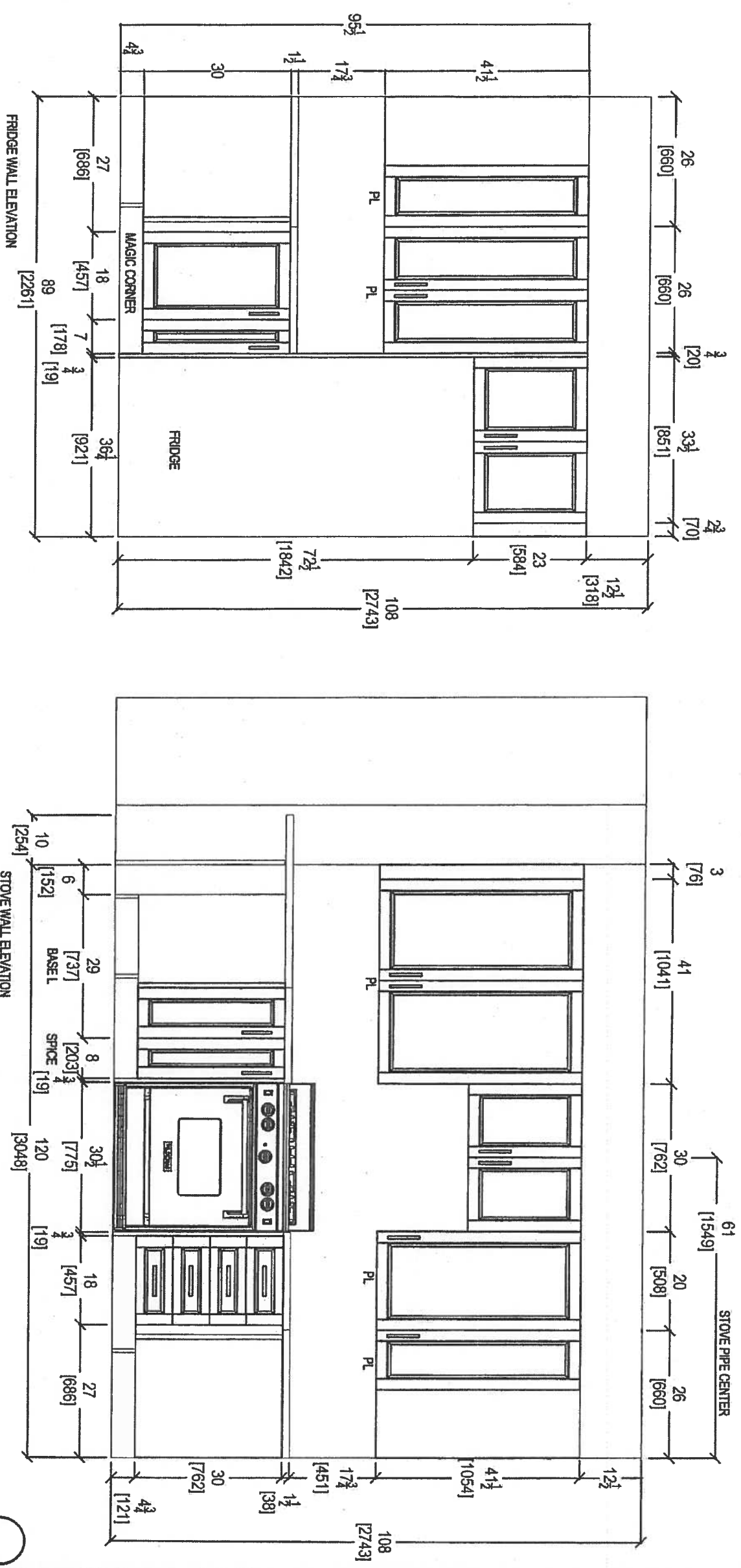


CLIENT: ROYAL PINE HOMES		UNIT 313 HAP		ROOM: KITCHEN FLOOR PLAN		DRAWN BY: SK		COMMENTS:	
SITE: HAMPTON PLACE		DOOR STYLE: --		DOOR HANDLE: --		SCALE: 1/2" = 1'-0"		PLEASE NOTE ALL DIMENSIONS ARE NOT FINAL AND ARE SUBJECT TO CHANGE UPON FINAL SITE MEASURE	
PHONE: --		FINISH: --		DRAW HANDLE: --		DATE: JAN 10, 2018			
EMAIL: --		SPECIES: --		TOP: --		PAGE: --			



your kitchen, your taste.
80 SANTE DRIVE, VALUOG
T. 416.746.1811

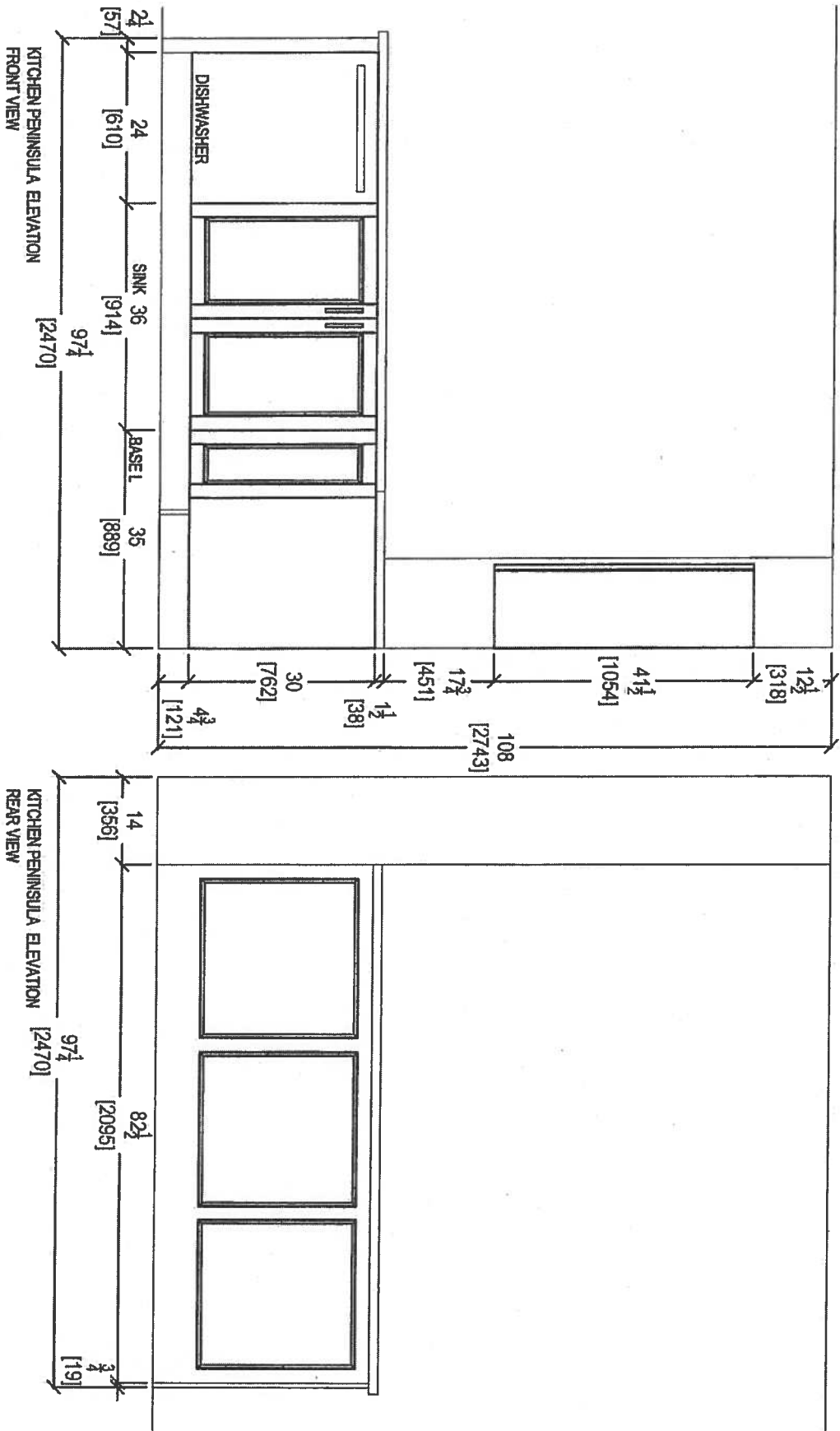
Suite 313 Hampton PL-Peck Light (x5)




80 SANTE DRIVE, VAUGHAN, ONT. L4K 3C4
T: 416.746.1811 F: 416.746.1812

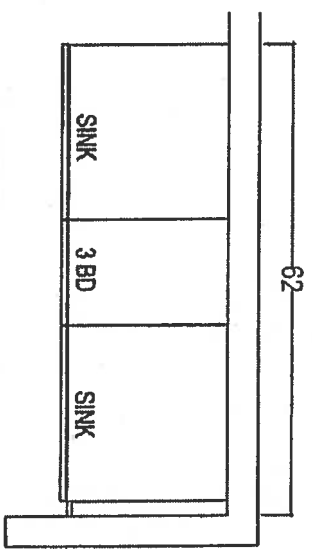
CLIENT: ROYAL PINE HOMES	UNIT 313 HMP	ROOM: KITCHEN	DRAWN BY: SK	COMMENTS:
SITE: HAMPTON PLACE	DOOR STYLE: —	DOOR HANDLE: —	SCALE: 1/2" = 1'-0"	PLEASE NOTE ALL DIMENSIONS ARE NOT FINAL AND ARE SUBJECT TO CHANGE UPON FINAL SITE MEASURE
PHONE: —	FINISH: —	DRAW HANDLE: —	DATE: JAN 10, 2018	
EMAIL: —	SPECIES: —	TOP: —	PAGE: —	

Suite 313 Hampton

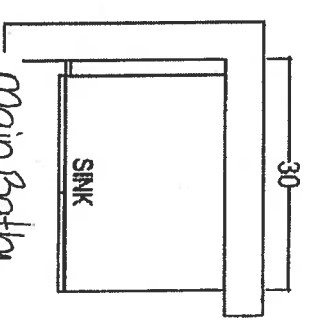
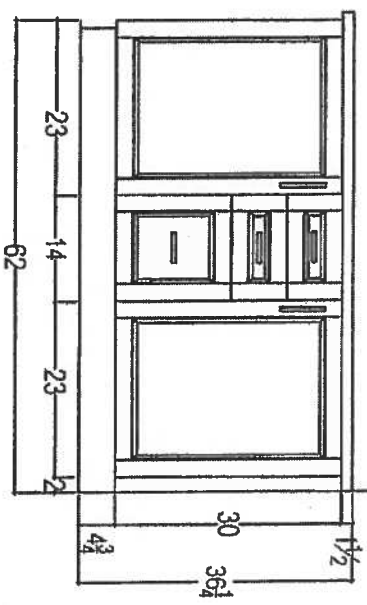


 your kitchen, your kitchen 80 SANTE DRIVE, VAUGHAN, ONTARIO L4H 3C4 T: 416.746.1811 F: 416.746.1812		CLIENT: ROYAL PINE HOMES		JOB NAME: 2D-P		ROOM: KITCHEN		DRAWN BY: SK		COMMENTS: PLEASE NOTE ALL DIMENSIONS ARE NOT FINAL AND ARE SUBJECT TO CHANGE UPON FINAL SITE MEASURE	
SITE: HAMPTON PLACE		DOOR STYLE: —		FINISH: —		SPECIES: —		DOOR HANDLE: —		SCALE: 1/2" = 1'-0"	
PHONE: —		FINISH: —		SPECIES: —		TOP: —		DATE: AUG 4, 2017		PAGE: —	

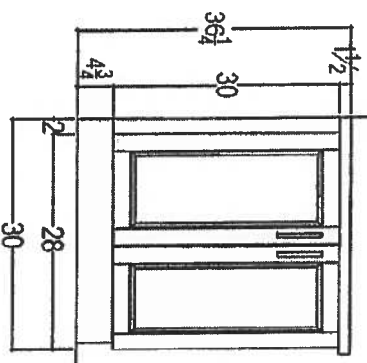
Suite 313 Hampton



MASTER ENSUITE
*Raised Height



main Bath
*Raised Height



your kitchen, your life.
80 SANTE DRIVE, VAUGHAN, L4K 3C4,
T: 416.746.1811 F: 416.746.1812

CLIENT: ROYAL PINE HOMES		REMSENBURG 2D-P UPGRADE PACKAGE		ROOM: VANITIES		DRAWN BY: SK		COMMENTS: PLEASE NOTE ALL DIMENSIONS ARE NOT FINAL AND ARE SUBJECT TO CHANGE UPON FINAL SITE MEASURE
SITE:	HAMPTON PLACE	DOOR STYLE:	—	DOOR HANDLE:	—	SCALE:	1/2" = 1'-0"	
PHONE:	—	FINISH:	—	DRW HANDLE:	—	DATE:	AUG 4, 2017	
EMAIL:	—	SPECIES:	—	TOP:	—	PAGE:	—	

Suite 313
Hampton



Upgrade
Package I

WRB322DMBM

Whirlpool®

33-inches wide Bottom-Freezer Refrigerator with
SpillGuard™ Glass Shelves - 22 cu. ft

<http://www.whirlpool.com>

Key Features:

- SpillGuard™ Glass Shelves
- Adaptive Defrost / *Factory Installed Icemaker*
- FreshFlow™ Produce Preserver
- LED Interior Lighting
- ENERGY STAR® Qualified

Product Dimensions:

Height: 70

Width: 32 5/8

Depth: 33 3/8

Electrical Requirements:

15


Additional Information:

[Use And Care Guide](#)

[Dimension Guide](#)

[Energy Guide](#)

[Warranty Certificate](#)



INVESTED
IN
AMERICA



©Registered trademark/TM Trademark of Whirlpool, U.S.A. © 2016 Whirlpool Corporation. All Rights Reserved.
All other trademarks are owned by their respective companies.
Because Whirlpool Corporation policy includes a continuous commitment to improve our products, we reserve
the right to change materials and specifications without notice. We also reserve the right to discontinue or
transition products without notice.
Manufacturer's Suggested Retail Price (MSRP) and Minimum Advertised Price (MAP) provided for reference
purposes only. Dealer alone determines advertised and retail prices
Created On: Tuesday, March 14, 2017 11:30:08

Suite 313 Hampton Upgrade Package I


NC

WEE745H0FS

Whirlpool®

6.4 Cu. Ft. Slide-In Electric Range with True Convection

<http://www.whirlpool.com>



Key Features:

- Frozen Bake™ Technology
- True Convection Cooking
- FlexHeat™ Triple Radiant Element
- Convection Conversion
- AquaLift® Self-Cleaning Technology
- Temperature Sensor
- Rapid Preheat
- 6.4 Cu. Ft. Capacity
- Easy-Wipe Ceramic Glass Cooktop
- Large Oven Window
- Max Capacity Rack
- Hidden Bake Element

Product Dimensions:

Height: 36

Width: 29 7/8

Additional Information:

[Use And Care Guide](#)

[Dimension Guide](#)

[Installation Guide](#)

[Warranty Certificate](#)

INVESTED
IN
AMERICA

ADA
Compliant

©Registered trademark/TM Trademark of Whirlpool, U.S.A. © 2016 Whirlpool Corporation. All Rights Reserved.
All other trademarks are owned by their respective companies.
Because Whirlpool Corporation policy includes a continuous commitment to improve our products, we reserve the right to change materials and specifications without notice. We also reserve the right to discontinue or transition products without notice.
Manufacturer's Suggested Retail Price (MSRP) and Minimum Advertised Price (MAP) provided for reference purposes only. Dealer alone determines advertised and retail prices.
Created On: Friday, January 27, 2017 10:46:47

Suite 313
Hampton

Upgrade
Package 1



YWMH76719CS



<http://www.whirlpool.com>

1.9 cu. ft. Microwave Hood Combination with
TimeSaver™ Plus True Convection

Key Features:

- TimeSaver™ Plus True Convection Cooking System
- Steam Cooking
- Sensor Cooking
- AccuPop™ Cycle
- CleanRelease® Non-Stick Interior
- SteamClean Option
- Integrated Hidden Vent and Console
- Auto Adapt Fan
- Recessed, Stoppable Glass Turntable
- Universal Microwave Steamer
- 1.9 cu. ft. Capacity
- 1,100 Watts Cooking Power

Product Dimensions:

Height: 17 1/8

Width: 29 15/16

Depth: 18 1/2

Electrical Requirements:

15 or 20. 120 V.

Additional Information:

Use And Care Guide

Installation Guide

Warranty Certificate

Available in:

Stainless Steel



©Registered trademark/TM Trademark of Whirlpool, U.S.A. © 2013 Whirlpool Corporation All Rights Reserved
All other trademarks are owned by their respective companies.
Because Whirlpool Corporation policy includes a continuous commitment to improve our products, we reserve the right to change materials and specifications without notice. We also reserve the right to discontinue or transition products without notice.
Manufacturer's Suggested Retail Price (MSRP) and Minimum Advertised Price (MAP) provided for reference purposes only. Dealer alone determines advertised and retail prices.
Created On: Monday, March 14, 2016 13:16:48

Suite 313
Hampton

Upgrade
Package 1



WDTA50SAHZ

Whirlpool®

<http://www.whirlpool.com>

Contemporary Design. Stainless Steel Tub
Dishwasher with TotalCoverage Spray Arm

Key Features:

- Sensor Cycle
- TotalCoverage Spray Arm
- 1-Hour Wash Cycle
- Tap Touch Controls

Product Dimensions:

Height: 34 1/2
Width: 23 7/8
Depth: 24 1/2

Additional Information:


[Use And Care](#)

[Dimension Guide](#)

[Installation Guide](#)

[Energy Guide](#)

[Warranty](#)



Available in:

● Black

Fingerprint Resistant Sunset Bronze

Fingerprint Resistant Black Stainless

○ White

Fingerprint Resistant Stainless Steel

INVESTED
IN
AMERICA



®Registered trademark/TM Trademark of Whirlpool, U.S.A. © 2016 Whirlpool Corporation. All Rights Reserved. All other trademarks are owned by their respective companies.

Because Whirlpool Corporation policy includes a continuous commitment to improve our products, we reserve the right to change materials and specifications without notice. We also reserve the right to discontinue or transition products without notice.

Manufacturer's Suggested Retail Price (MSRP) and Minimum Advertised Price (MAP) provided for reference purposes only. Dealer alone determines advertised and retail prices.

Suite 313 Hampton Upgrade Package I


NC

WFW75HEFW

5 cu. ft. Front Load Washer with Precision
Dispense



<http://www.whirlpool.com>



Key Features:

- Precision Dispense
- Adaptive Wash Technology
- Smooth Wave Stainless Steel Wash Basket
- 4.5 cu. ft. Capacity
- ENERGY STAR® Qualified

Product Dimensions:

Height: 39 3/4

Width: 27

Depth: 33 5/16

Electrical Requirements:

15 or 20. 120 V.

Additional Information:

[Use And Care Guide](#)

[Dimension Guide](#)

[Installation Guide](#)

[Energy Guide](#)

[Warranty Certificate](#)

INVESTED
IN
AMERICA



©Registered trademark/TM Trademark of Whirlpool, U.S.A. ©2013 Whirlpool Corporation All Rights Reserved.
All other trademarks are owned by their respective companies.
Because Whirlpool Corporation policy includes a continuous commitment to improve our products, we reserve the right to change materials and specifications without notice. We also reserve the right to discontinue or transition products without notice.
Manufacturer's Suggested Retail Price (MSRP) and Minimum Advertised Price (MAP) provided for reference purposes only. Dealer alone determines advertised and retail prices.
Created On: Wednesday, March 23, 2016 11:51:03

Suite 313
Hampton

Upgrade
Package 1




YWED75HEFW

7.5 cu. ft. Duet® High Efficiency Front Load Electric
Dryer with ENERGY STAR®

MSRP: \$0.00

Whirlpool®

<http://www.whirlpool.com>



Key Features:

- Advanced Moisture Sensing System
- Quad Baffles
- Tap Touch Controls with Memory
- EcoBoost™ Option
- Wrinkle Shield™ Plus Option
- Undercounter Installation
- 7.4 Cu. Ft. Capacity
- ENERGY STAR® Qualified

Product Dimensions:

Height: 39

Width: 27

Depth: 31

Additional Information:

[Use And Care](#)

[Installation Guide](#)

[Warranty](#)

Available in:

☐ White

INVESTED
IN
AMERICA

ADA
Compliant

®Registered trademark/TM Trademark of Whirlpool, U.S.A. © 2016 Whirlpool Corporation. All Rights Reserved. All other trademarks are owned by their respective companies.


Because Whirlpool Corporation policy includes a continuous commitment to improve our products, we reserve the right to change materials and specifications without notice. We also reserve the right to discontinue or transition products without notice.

Manufacturer's Suggested Retail Price (MSRP) and Minimum Advertised Price (MAP) provided for reference purposes only. Dealer alone determines advertised and retail prices.

Standard

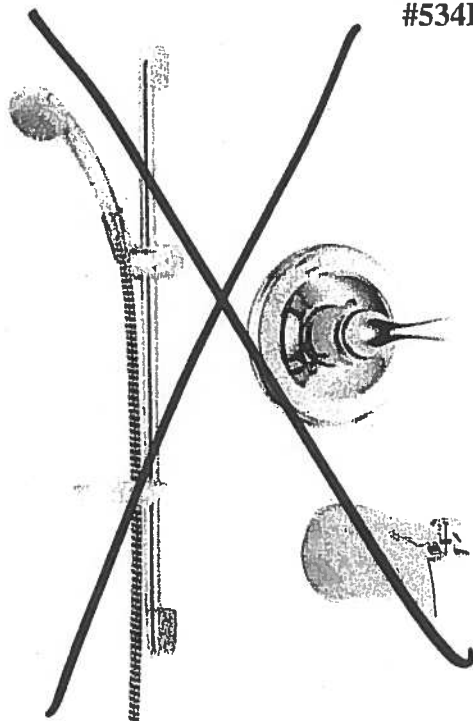


Suite 313
Hampton




Delta Wynne Chrome Single Lever
Lavatory Faucet With Pop Up
#534LF

Master Ensuite
Shower
Stall



Delta Shower Trim with Tub Spout and
Hansgrohe Slide Bar with Handheld
#R10000/T13020-CDN/2001-TP/27454002/
27744000



Delta Shower Trim and
Hansgrohe Slide Bar with Handheld and
Mount Showerhead
#R10000/T13020-CDN/27454002/
27744000/RP52382/RP46870/RP6025/
R11000/T11800



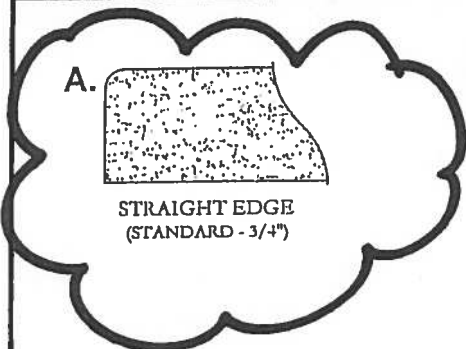
Countertop Edges
Suite 313
Hampton

NC
Dec. 5, 2017

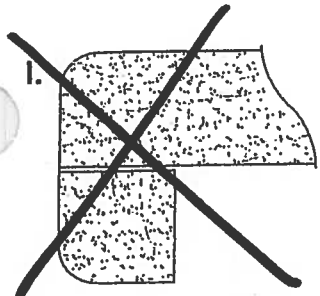
CONNOLLY Marble & Granite Ltd.

EDGE
DETAILS

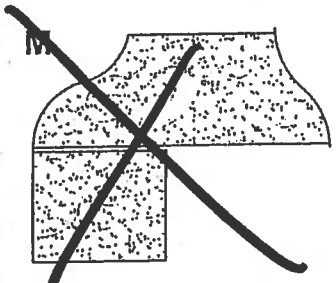
004



Standard:
Kitchen
Main Bath
Master Ensuite



DOUBLE TOP "D" EDGE
(STANDARD - 1 1/2")



OGEE - SQUARE EDGE
(MED./HIGH - 1 1/2")

EDGING UP-GRADE OPTIONS

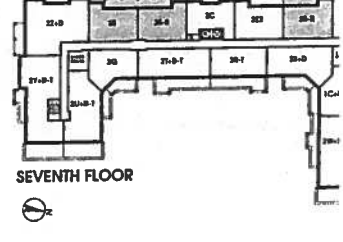
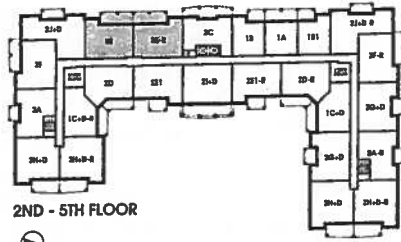


Flanders

ORIGINAL CITY

SUITE 314.

1,059 SQ FT *plus* 180 sq. ft. of balcony area



16

December 7, 2017



KITCHEN

- UPG 1 - Appliance PACKAGE.
- (6x) = PUCK LIGHTS
- (P) = PLUG. PENINSULA.
- (1x) = POT LIGHT OVER SINK PENINSULA.
- 61" STOVE PIPE CENTER
- 123" SINK PIPE CENTER
- MAIN/ENSUITE RAISED VANITIES 36 1/4" ±
- 3" SPLASH

* Revised Coffered Ceiling Foyer as per this Brochure, Tiles to Remain the same as per original suite layout

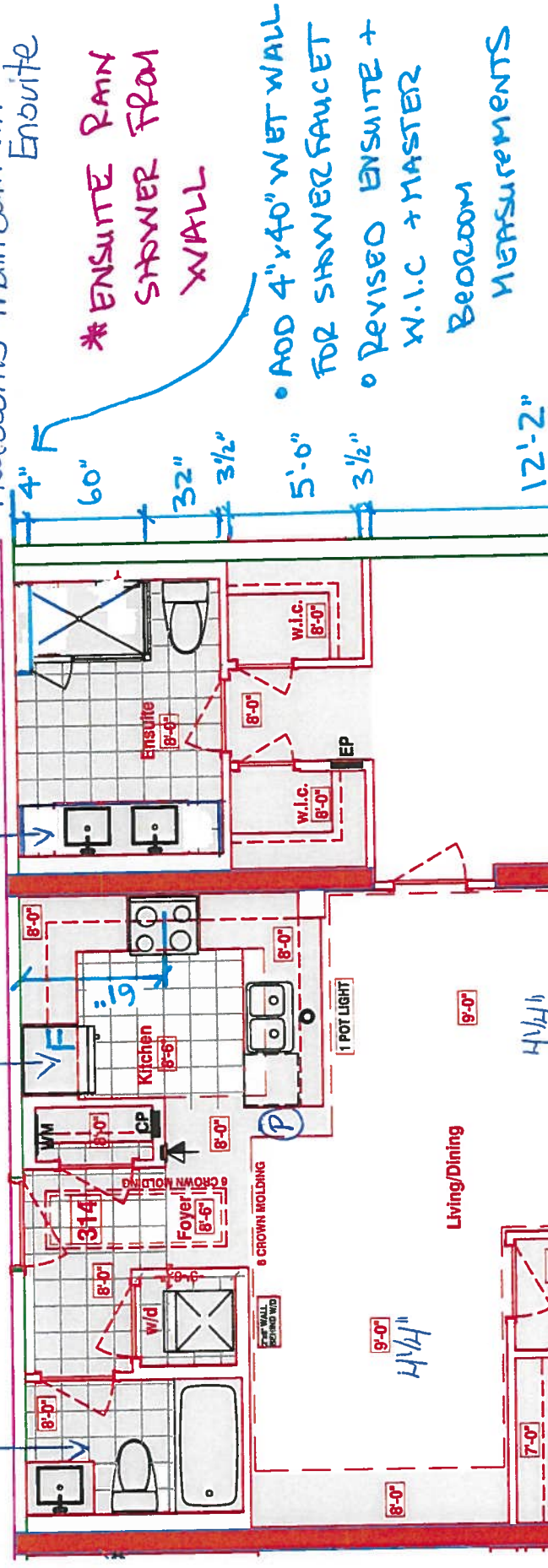
NOI

- Kitchen - WaterLine to Fridge
- Delete Bathroom Ceramic Accessories - Main Bath & Master Ensuite

Extend Vanity (See Bath Layout)

Water Line

Main Bath



* ENSUITE RAIN SHOWER FROM WALL

- ADD 4" x 40" WET WALL FOR SHOWER FAUCET
- REVISED ENSUITE + W.I.C + MASTER BEDROOM MEASUREMENTS

LEGEND:	
	SECURITY PANEL
	ELECTRICAL PANEL
	COMMUNICATION PANEL
	WATER METER
	FRIDGE
	DROPPED AREA
	6" CROWN MOLDING



CONSTRUCTION SUMMARY

Hampton Place

PURCHASERS: MERVIN D. WILLIAMS and PATRICE A. WILLIAMS

TEL: RES.: 905-836-5448 BUS.: 416-451-3006

LOT NUMBER	PHASE	HOUSE TYPE	CLOSING DATE	
314	1	FLANDERS(2E1)FRONT	01-Oct-18	

Offer	ADDITIONAL - SINGLE PARKING UNIT
Workshee	Note:

er	PURCHASER TO RECEIVE \$5,000(INCLUDES APPLICABLE TAXES) WORTH OF UPGRADES AT THE DECOR CENTER AT TIME OF COLOUR CHART.
Workshee	Note:

Offer	ADDITIONAL - LOCKER UNIT
Workshee	Note:

Offer	POT LIGHT ABOVE SINK , IF POSSIBLE
Upgrade	Note:

Offer	RAINHEAD FROM WALL IN MASTER ENSUITE SHOWER , FROM VENDORS STANDARD SAMPLES
Upgrade	Note:

FLANDERS: 314
-REVISED FOYER COFFERED CEILING AS PER COLOURED PLAN,
TILES TO REMAIN AS PER ORIGINAL SUITE LAYOUT
-ENSUITE 4" ADDED 4"x40" WET WALL FOR SHOWER FAUCET, NEW
DIMENTIONS ARE ON THE NEW COLOURED BROCHURE FOR W.I.C.
& MASTER BEDROOM



SITE COPY

CONSTRUCTION SUMMARY

Hampton Place

PURCHASERS: MERVIN D. WILLIAMS and PATRICE A. WILLIAMS

TEL: RES.: 905-836-5448 BUS.: 416-451-3006

LOT NUMBER	PHASE	HOUSE TYPE	CLOSING DATE
314	1	FLANDERS(2E1)FRONT	01-Oct-18

Date Added: 07-Dec-17

Invoice Number: 7050

712 - HARDWOOD FLOORING - Install prefinished 4 1/4" x 1/2" Mirage Red Oak Lock Floating Floor in lieu of builders standard laminate flooring. To be installed throughout; Living/Dining Room, Master Bedroom, and Bedroom #2 (See Sketch)
Note:

1 - KITCHEN & BATHROOMS - SEE QUALITY TOPS & KITCHENS FOR ALL KITCHEN & BATHROOMS UPGRADES / LAYOUTS. (See Attached QTK Paperwork)
Note:

2 - KITCHEN - Install TWO (2) ADDITIONAL PUCK LIGHTS (Same Switch as Standard Puck Lights) at kitchen. To be installed below kitchen cabinetry, where applicable. (See Attached QTK Layout for Locations)
Note: Purchaser Paying Difference for Additional Puck Lights - Standard Kitchen to Receive Four (4) Puck Lights - Upgrade Kitchen Requires Six (6) Puck Lights

1 - KITCHEN - Install 1ST UPGRADE CAESARSTONE COUNTERTOP - 4141 MISRY CARRARA - To be installed throughout kitchen, where applicable. (does not include stone backsplash) (See Sketch)
Note:

1 - DISCLAIMER - STONE COUNTERTOP;
KITCHEN - Stone slabs vary in size & all seams are visible & the fabricator reserves the right to position the seams as necessary.
Note:

1 - KITCHEN - Kitchen Backsplash - Install 1ST UPGRADE BACKSPLASH - 12x12 CLOUD RANDOM STRIP GLASS MOSAICS - To be installed throughout kitchen, where applicable (does not include behind the fridge or stove) (See Sketch)
Note:

1 - KITCHEN - Kitchen Sink - Install Upgrade Undermount Sink - BLANCO Quatrus U Super Single Undermount Sink - Model # 401248 (See Attached)

1 - KITCHEN - Kitchen Faucet - Install Standard Faucet - DELTA Chrome Pull-Out Kitchen Faucet (Single Hole) - Model # 469LF - Chrome
Note:

1 - APPLIANCE PACKAGE - Install Upgrade Appliance Package - UPGRADE PACKAGE #1 - To be installed throughout suite, where applicable. (See Sketch)
Note:

1 - KITCHEN - Install WATER LINE ROUGH-IN ONLY To Fridge at Kitchen (See Sketch)
Note:

1 - CLARIFICATION;
MAIN BATH & MASTER ENSUITE - Install RAISED VANITY HEIGHTS at Main Bath and Master Ensuite Vanities, where applicable. (See Attached QTK Paperwork)
Note:

1 - MASTER ENSUITE - Install ADDITIONAL Standard Granite Countertop - BIANCO ANTICO - Throughout master ensuite vanity, where applicable. (Includes 3" Splash) (See Sketch)
Note: Priced as per Orlando at Connolly

1 - DISCLAIMER - GRANITE COUNTERTOP;
MASTER ENSUITE - Due to the many variables that can affect the pattern, colour and/or design and "pitting" of natural products, granite installed will not be identical to the samples displayed.
Note: Every effort is made to provide granite countertops as close as possible but the vendor is not responsible for results which differ from the sample displayed. All countertop surfaces may have seams, and product pattern and shade can change in areas containing seams.

1 - CLARIFICATION;
MAIN BATH & MASTER ENSUITE - Install Standard 3" Splash throughout Main Bath and Master Ensuite Vanity Countertops, where applicable. (See Sketch)
Note:



SITE COPY

CONSTRUCTION SUMMARY

Hampton Place

PURCHASERS: MERVIN D. WILLIAMS and PATRICE A. WILLIAMS

TEL: RES.: 905-836-5448 BUS.: 416-451-3006

LOT NUMBER	PHASE	HOUSE TYPE	CLOSING DATE
314	1	FLANDERS(2E1)FRONT	01-Oct-18

Date Added: 07-Dec-17

Invoice Number: 7050

1 - DISCLAIMER - STONE COUNTERTOP;
MAIN BATH & MASTER ENSUITE - Stone slabs vary in size & all seams are visible & the fabricator reserves the right to position the seams as necessary.
Note:

1 - CLARIFICATION;
MAIN BATH & MASTER ENSUITE - Install Standard Plumbing Fixtures throughout Main Bath and Master Ensuite, where applicable. (See Sketch)
Note:

1 - CLARIFICATION - REFER TO APAS;
MASTER ENSUITE - Install Rain Shower Head from Wall at Master Ensuite Shower Stall - DELTA - Shower Trim and Hansgrohe Slide Bar with Handheld and Ceiling Mount Showerhead
Note: Model # R10000 / T13020-CDN/27454002 / 277440 / RP52382 / RP46870 / RP6025 / R11000 / T11800 - Chrome (See Sketch)

1 - CLARIFICATION;
MASTER ENSUITE - Purchaser accepts & acknowledges the standard frameless glass enclosure at master ensuite shower stall will NOT touch the ceiling and will receive a Standard Chrome Header. (See Sketch)
Note:

1 - CLARIFICATION;
MAIN BATH & MASTER ENSUITE - DELETE Do Not Install / Supply / Credit Purchaser for builders standard ceramic bathroom accessories (toilet paper, towel bar & soap dish) throughout all bathrooms where applicable.
Note: To Include; Main Bath & Master Ensuite (See Sketch)

1 - BONUS PACKAGE - PURCHASER HAS APPLIED \$3,983.00 (Includes Taxes) WORTH OF UPGRADE PROMOTIONAL PACKAGE TOWARDS THE PURCHASE OF UPGRADE COMPLETED AT THE DECOR CENTRE.

1 - PURCHASER HAS ATTENDED A COLOR APPOINTMENT AT THE DECOR CENTRE AND HAS DECLINED ANY ADDITIONAL UPGRADES. Purchaser accepts and acknowledges that there will be no further changes/additions/deletions to be made upon signing on December 7, 2017
Note:

1 - PURCHASER AWARE AND ACCEPTS THAT ANY CHANGES MADE TO UPGRADES AFTER SIGNING THIS PURCHASERS EXTRA FORM ARE SUBJECT TO A MINIMUM ADMINISTRATION FEE OF \$1,000 PLUS A 10% HOLDBACK FEE.
Note:

This Document is Extremely Time Sensitive - Printed 16 Feb 18 at 14:12



Purchasers

MERVIN D. WILLIAMS & PATRICE A. WILLIAMS

* INTERIOR

OUR SCHEME *

Decor Consultant

Melissa Di Marino

Model Type

FLANDERS(2E1)FRONT

Telephone Res. / Bus

(905) 836-5448 / (416) 451-3006

Project

Hampton Place

Closing Date

01/10/2018

Unit

314

Page 1 of 3

	Flooring		Wall Tile		Accent/Insert	Pattern
	Description		Main			
MASTER ENSUITE	✓ 13x13 RUSTIC CHARCOAL (STD)	✓	8x10 CARRARA MATT (STD)	NONE		NONE
MAIN BATHROOM	✓ 13x13 RUSTIC GREY (STD)	✓	8x10 GOLF GRIGIO (STD)	NONE		NONE
POWDER ROOM	N/A		N/A	N/A		N/A
KITCHEN / DINETTE	✓ 20x20 PULPIS GRIS (STRAIGHT) (STD)	✓	12x12CloudRandomStripGlassMosaic(Upg)	NONE		NONE
FOYER	✓ 20x20 PULPIS GRIS (STRAIGHT) (STD)	✓	N/A	N/A		N/A
LAUNDRY	✓ 8x8 BEHRAM PINK (STD)	✓	N/A	N/A		N/A
LIVING ROOM	✓ 4 1/4" Mirage RedOak Charcoal (SemiGloss) (UPG)	✓				
DINING ROOM	✓ 4 1/4" Mirage RedOak Charcoal (SemiGloss) (UPG)	✓				
DEN	N/A					
MASTER BEDROOM	✓ 4 1/4" Mirage RedOak Charcoal (SemiGloss) (UPG)	✓				
BEDROOM 2	✓ 4 1/4" Mirage RedOak Charcoal (SemiGloss) (UPG)	✓				
BEDROOM 3	N/A					

Notes

Page 1 of 3

Consultant

Melissa Di Marino

Purchaser

MERVIN D. WILLIAMS

Purchaser

PATRICE A. WILLIAMS

Vendor

Hampton Place



* INTERIOR * OUR SCHEME *

Purchasers		Decor Consultant	Model Type	Telephone Res. / Bus	Project	Closing Date	Unit
MERVIN D. WILLIAMS & PATRICE A. WILLIAMS		Melissa Di Marino	FLANDERS(2E1)FRONT	(905) 836-5448 / (416) 451-3006	Hampton Place	01/10/2018	314

Page 2 of 3

CABINETRY, VANITIES AND COUNTERTOPS

Style	Countertop	Counter Edge	Handle / Knob
MAIN BATHROOM	CATEGORY 1 - LP LAMINATE - TWILIGHT QT 1022 (STD)	✓ ASPEN TERRA WHITE (STD)	✓ A " EDGE (STD) B603-SC
MASTER ENSUITE	CATEGORY 1 - FIBERBOARD - WHITE QT 1203 (STD)	✓ BIANCO ANTICO GRANITE (STD)	✓ A " EDGE (STD) B603-SC
POWDER ROOM	N/A	N/A	N/A
KITCHEN / DINETTE	CATEGORY 1 - FIBERBOARD - WHITE QT 1203 (STD)	✓ 4141 MistyCarrara CaesarStone (UPG)	✓ A " EDGE (STD) 3487-128
LAUNDRY ROOM	N/A	N/A	N/A

APPLIANCE PACKAGE

Upgrade Package #1

Std 31in Opening

PLUMBING FIXTURES

KITCHEN	Sink Model	✓ UPG-BlancoQuatrusSuperSingle #40124
	Sink Faucet	✓ STANDARD
TOILETS	Master Ensuite	✓ STANDARD
	Main Bathroom	✓ STANDARD
	Powder Room	N/A
VANITY FAUCETS	Master Ensuite	✓ STANDARD
	Main Bathroom	✓ STANDARD
	Powder Room	N/A
VANITY SINKS	Master Ensuite	✓ STANDARD
	Main Bathroom	✓ STANDARD
	Powder Room	N/A
SHOWER STALL / TUBS	Master Ensuite Shower Stall	✓ STANDARD
	Master Ensuite Tub	N/A
	Main Bathroom Tub	✓ STANDARD

Trim

Baseboard & Casing STANDARD

Interior Doors STANDARD - CARRARA SMOOTH

Levers STANDARD

Door Height STANDARD

Cornice Moulding / Medallion

Foyer ✓ STANDARD - # CTR-611

Living Room ✓ STANDARD - # CTR-611

Dining Room ✓ STANDARD - # CTR-611

Den N/A

Master Bedroom NONE

Bedroom 2 NONE

Bedroom 3 N/A

Fireplace N/A

Location Flooring N/A

Style N/A

Finish N/A

Marble N/A

Hearth N/A

MISC. INSTALLATIONS

Ceramic Accessories (installed by Vendor) ☒ Yes ☐ No

Bathroom Mirrors (installed by Vendor) ☒ Yes ☐ No

Wire Shelving - Closet (installed by Vendor) ☒ Yes ☐ No

Paint Throughout

Walls ✓ STANDARD - OYSTER WHITE

Trim STANDARD - WHITE

Page 2 of 3

Decor Consultant: Melissa Di Marino

Purchaser: MERVIN D. WILLIAMS

Purchaser: PATRICE A. WILLIAMS

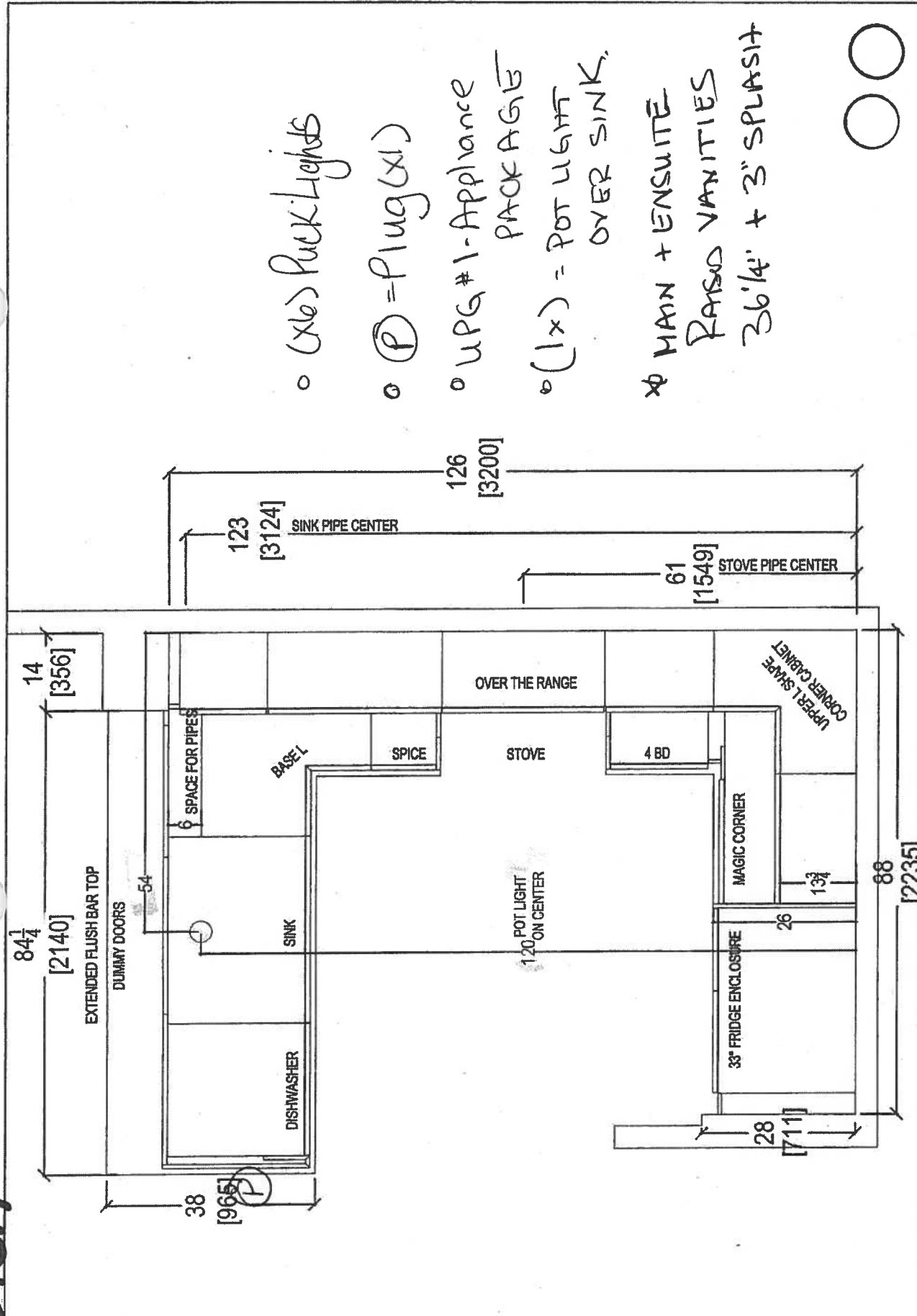
Vendor:

Hampton Place

Printed Dec 07, 2017 11:59 am

Suite 31' Hampton

Ⓟ Plug



- (x6) Ruck Lights
- Ⓟ = Plug (x1)
- UPG #1 - Appliance PACKAGE
- (1x) = POT LIGHT OVER SINK
- ✕ MAN + ENSUITE RAISED VANITIES 36 1/4" + 3" SPLASH

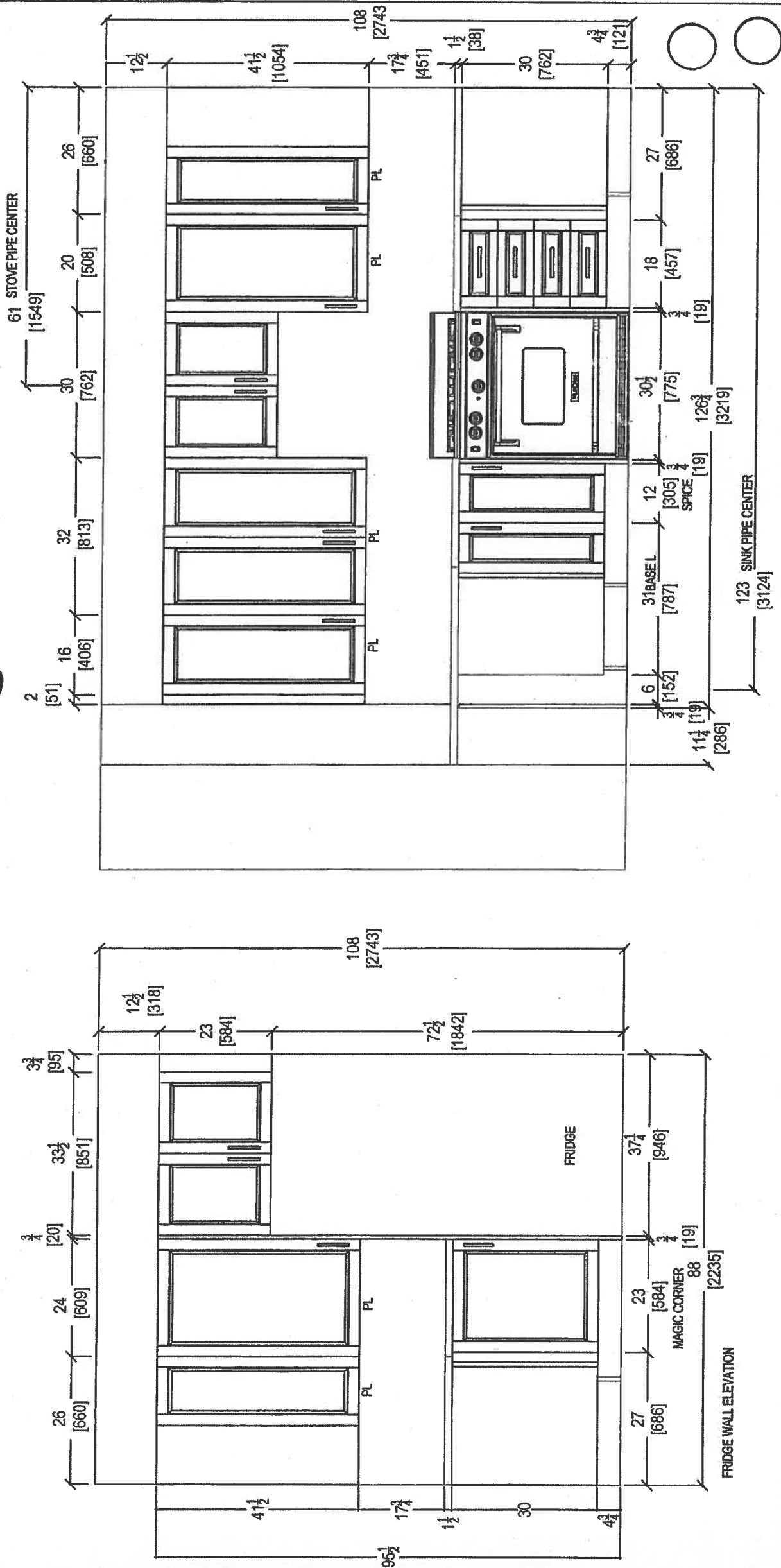



CLIENT: ROYAL PINE HOMES		JOB NAME: UNIT 314 HMP	ROOM: KITCHEN FLOOR PLAN	DRAWN BY: SK	COMMENTS: PLEASE NOTE ALL DIMENSIONS ARE NOT FINAL AND ARE SUBJECT TO CHANGE UPON FINAL SITE MEASURE
SITE: HAMPTON PLACE	LOT #:		DOOR HANDLE: —	SCALE: 1/2" = 1' - 0"	
PHONE: —	FINISH: —		DRW HANDLE: —	DATE: JAN 10, 2018	
EMAIL: —	SPECIES: —		TOP: —	PAGE: —	



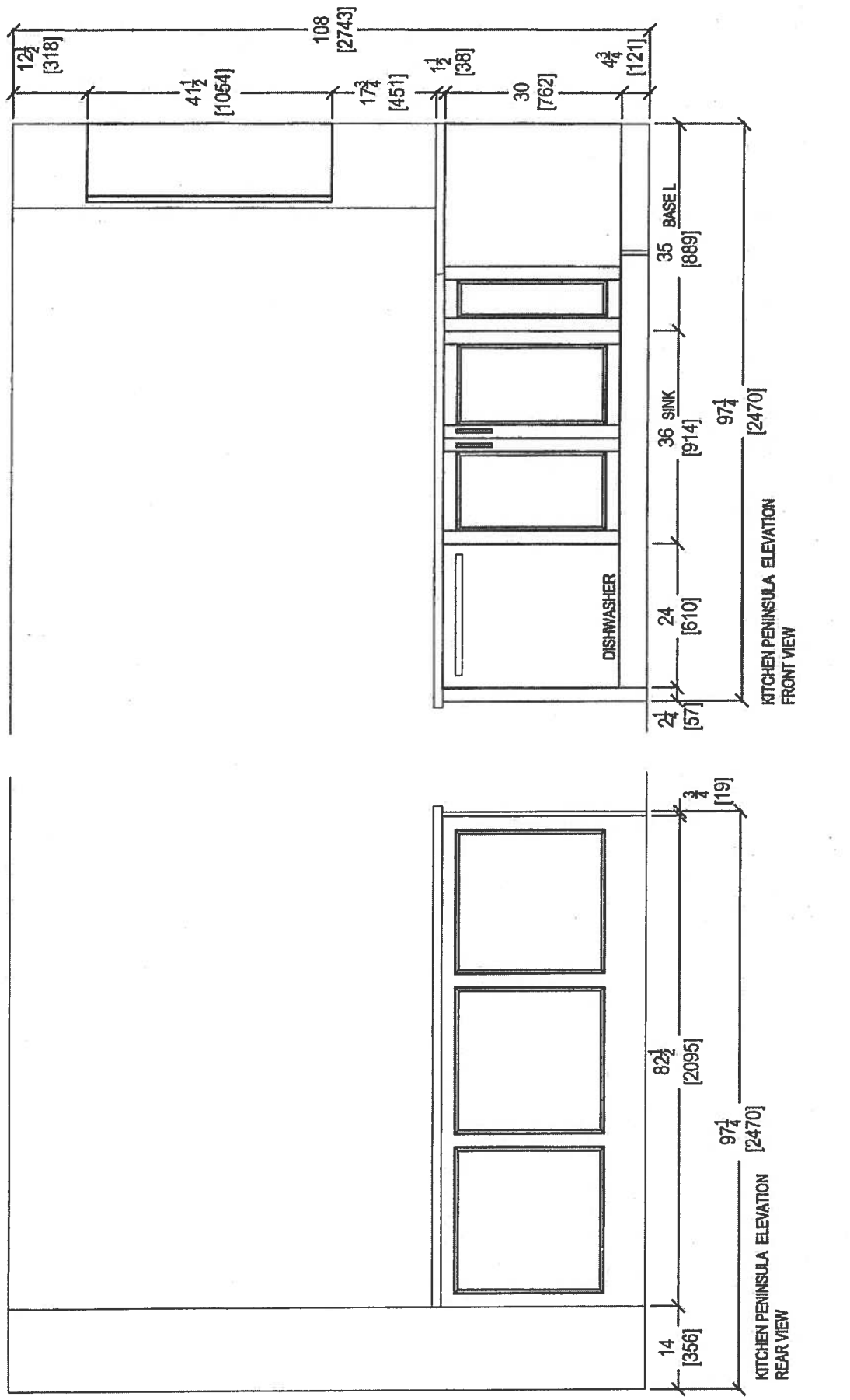
80 SANTE DRIVE, VAUGHAN, ON L4K 3C4,
T: 416.746.1811 F: 905.761.5901


Suite 311 Hampton



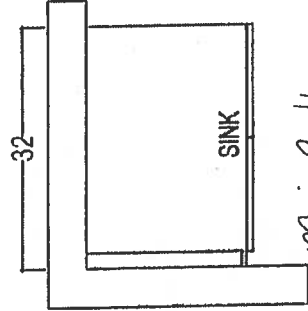
 <p>your kitchen, your life. 80 SANTE DRIVE, VAUGHAN, ON L4K 3C4, T: 416.746.1811 F: 905.781.5601</p>	CLIENT: ROYAL PINE HOMES		JOB NAME: UNIT 314 HMP	ROOM: KITCHEN	DRAWN BY: SK	COMMENTS: PLEASE NOTE ALL DIMENSIONS ARE NOT FINAL AND ARE SUBJECT TO CHANGE UPON FINAL SITE MEASURE
	SITE: HAMPTON PLACE		LOT #:	DOOR HANDLE: —	SCALE: 1/2" = 1' - 0"	
	PHONE: —		FINISH: —	DRW HANDLE: —	DATE: JAN 10, 2018	
	EMAIL: —		SPECIES: —	TOP: —	PAGE: —	

Suite 301 Hampton

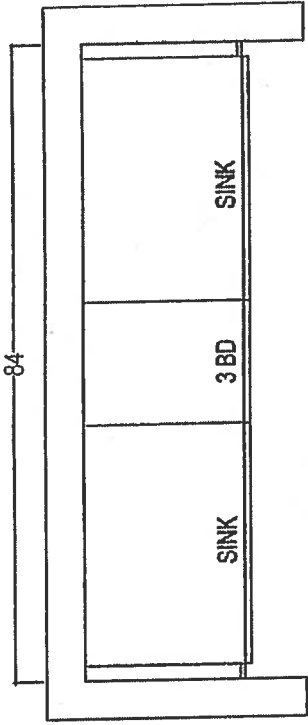
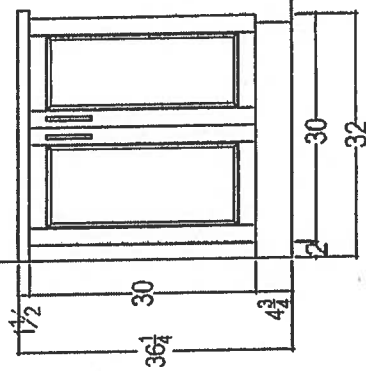


<div><p><i>your kitchen. your taste.</i> 80 SANTE DRIVE, VAUGHAN, ON L4K 3C4, T: 416.746.1811 F: 905.761.5901</p></div>	CLIENT: ROYAL PINE HOMES		JOB NAME: UNIT 314 HMP		ROOM: KITCHEN		DRAWN BY: SK		COMMENTS: PLEASE NOTE ALL DIMENSIONS ARE NOT FINAL AND ARE SUBJECT TO CHANGE UPON FINAL SITE MEASURE
	SITE: HAMPTON PLACE		LOT #:		DOOR HANDLE: —		SCALE: 1/2" = 1' - 0"		
	PHONE: —		FINISH: —		DRW HANDLE: —		DATE: JAN 10, 2018		
	EMAIL: —		SPECIES: —		TOP: —		PAGE: —		

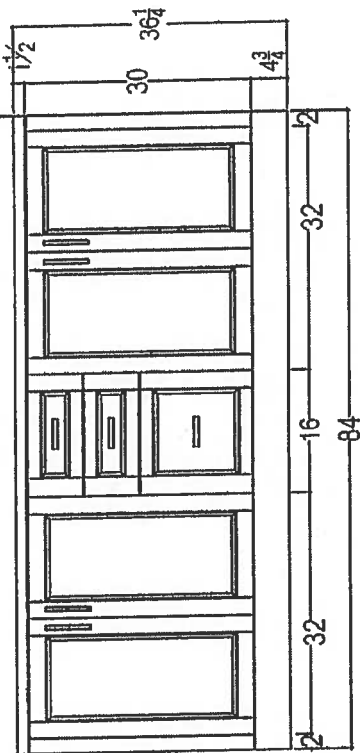
Suite 311 Hampton



Main Bath
*Raised Height



MASTER ENSUITE
*Raised Height



80 SANTE DRIVE, VAUGHAN, ON L4K 3C4,
T: 416.746.1811 F: 905.761.5901

CLIENT: ROYAL PINE HOMES		JOB NAME: FLANDERS 2E UPGRADE PKG 1	ROOM:	VANITIES	DRAWN BY: SK	COMMENTS: PLEASE NOTE ALL DIMENSIONS ARE NOT FINAL AND ARE SUBJECT TO CHANGE UPON FINAL SITE MEASURE
SITE:	HAMPTON PLACE	LOT #:	DOOR HANDLE:	—	SCALE: 1/2" = 1' - 0"	
PHONE:	—	FINISH:	DRW HANDLE:	—	DATE: AUG 4, 2017	
EMAIL:	—	SPECIES:	TOP:	—	PAGE: —	

Suite 314
Hampton

Upgrade
Package I

WRB322DMBM

Whirlpool®

<http://www.whirlpool.com>

33-inches wide Bottom-Freezer Refrigerator with
SpillGuard™ Glass Shelves - 22 cu. ft

Key Features:

- SpillGuard™ Glass Shelves
- Adaptive Defrost / *Factory Installed Ice Maker*
- FreshFlow™ Produce Preserver
- LED Interior Lighting
- ENERGY STAR® Qualified

Product Dimensions:

Height: 70

Width: 32 5/8

Depth: 33 3/8

Electrical Requirements:

15


Additional Information:

[Use And Care Guide](#)

[Dimension Guide](#)

[Energy Guide](#)

[Warranty Certificate](#)



INVESTED
IN
AMERICA



©Registered trademark/TM Trademark of Whirlpool, U.S.A. © 2016 Whirlpool Corporation. All Rights Reserved.
All other trademarks are owned by their respective companies.
Because Whirlpool Corporation policy includes a continuous commitment to improve our products, we reserve the right to change materials and specifications without notice. We also reserve the right to discontinue or transition products without notice.
Manufacturer's Suggested Retail Price (MSRP) and Minimum Advertised Price (MAP) provided for reference purposes only. Dealer alone determines advertised and retail prices.
Created On: Tuesday, March 14, 2017 11:30:08

Suite 314 Hampton

Upgrade Package I


WEE745H0FS



Whirlpool®

4 Cu. Ft. Slide-In Electric Range with True Convection

<http://www.whirlpool.com>



Key Features:

- Frozen Bake™ Technology
- True Convection Cooking
- FlexHeat™ Triple Radiant Element
- Convection Conversion
- AquaLift® Self-Cleaning Technology
- Temperature Sensor
- Rapid Preheat
- 6.4 Cu. Ft. Capacity
- Easy-Wipe Ceramic Glass Cooktop
- Large Oven Window
- Max Capacity Rack
- Hidden Bake Element

Product Dimensions:

Height: 36

Width: 29 7/8

Additional Information:

[Use And Care Guide](#)

[Dimension Guide](#)

[Installation Guide](#)

[Warranty Certificate](#)

INVESTED
IN
AMERICA



©Registered trademark/TM Trademark of Whirlpool, U.S.A. © 2016 Whirlpool Corporation. All Rights Reserved.
All other trademarks are owned by their respective companies.
Because Whirlpool Corporation policy includes a continuous commitment to improve our products, we reserve the right to change materials and specifications without notice. We also reserve the right to discontinue or transition products without notice.
Manufacturer's Suggested Retail Price (MSRP) and Minimum Advertised Price (MAP) provided for reference purposes only. Dealer alone determines advertised and retail prices.
Created On: Friday, January 27, 2017 10:46:47

Suite 314
Hampton

Upgrade
Package 1



YWMH76719CS



<http://www.whirlpool.com>

1.9 cu. ft. Microwave Hood Combination with
TimeSaver™ Plus True Convection

Key Features:

- TimeSaver™ Plus True Convection Cooking System
- Steam Cooking
- Sensor Cooking
- AccuPop™ Cycle
- CleanRelease® Non-Stick Interior
- SteamClean Option
- Integrated Hidden Vent and Console
- Auto Adapt Fan
- Recessed, Stoppable Glass Turntable
- Universal Microwave Steamer
- 1.9 cu. ft. Capacity
- 1,100 Watts Cooking Power

Product Dimensions:

Height: 17 1/8

Width: 29 15/16

Depth: 18 1/2

Electrical Requirements:

15 or 20. 120 V.

Additional Information:


[Use And Care Guide](#)

[Installation Guide](#)

[Warranty Certificate](#)

Available in:

 Stainless Steel



©Registered trademark/TM Trademark of Whirlpool, U.S.A. © 2013 Whirlpool Corporation. All Rights Reserved.
All other trademarks are owned by their respective companies.
Because Whirlpool Corporation policy includes a continuous commitment to improve our products, we reserve the right to change materials and specifications without notice. We also reserve the right to discontinue or transition products without notice.
Manufacturer's Suggested Retail Price (MSRP) and Minimum Advertised Price (MAP) provided for reference purposes only. Dealer alone determines advertised and retail prices.
Created On: Monday, March 14, 2016 13:16:48

Suite 314
Hampton

Upgrade
Package 1



WDTA50SAHZ

Whirlpool®

<http://www.whirlpool.com>

Contemporary Design. Stainless Steel Tub
Dishwasher with TotalCoverage Spray Arm

Key Features:


- Sensor Cycle
- TotalCoverage Spray Arm
- 1-Hour Wash Cycle
- Tap Touch Controls

Product Dimensions:

Height: 34 1/2
Width: 23 7/8
Depth: 24 1/2

Additional Information:

[Use And Care](#)
[Dimension Guide](#)
[Installation Guide](#)
[Energy Guide](#)
[Warranty](#)



Available in:

● Black

Fingerprint Resistant Sunset Bronze

Fingerprint Resistant Black Stainless

○ White

Fingerprint Resistant Stainless Steel

INVESTED
IN
AMERICA



®Registered trademark/TM Trademark of Whirlpool, U.S.A. © 2016 Whirlpool Corporation. All Rights Reserved. All other trademarks are owned by their respective companies.

Because Whirlpool Corporation policy includes a continuous commitment to improve our products, we reserve the right to change materials and specifications without notice. We also reserve the right to discontinue or transition products without notice.

Manufacturer's Suggested Retail Price (MSRP) and Minimum Advertised Price (MAP) provided for reference purposes only. Dealer alone determines advertised and retail prices.

Suite 314
Hampton

Upgrade
Package I




WFW75HEFW



5 cu. ft. Front Load Washer with Precision
Dispense

<http://www.whirlpool.com>



Key Features:

- Precision Dispense
- Adaptive Wash Technology
- Smooth Wave Stainless Steel Wash Basket
- 4.5 cu. ft. Capacity
- ENERGY STAR® Qualified

Product Dimensions:

Height: 39 3/4

Width: 27

Depth: 33 5/16

Electrical Requirements:

15 or 20. 120 V.

Additional Information:

[Use And Care Guide](#)

[Dimension Guide](#)

[Installation Guide](#)

[Energy Guide](#)


[Warranty Certificate](#)

INVESTED
IN
AMERICA



©Registered trademark/TM Trademark of Whirlpool, U.S.A. ©2013 Whirlpool Corporation All Rights Reserved.
All other trademarks are owned by their respective companies.
Because Whirlpool Corporation policy includes a continuous commitment to improve our products, we reserve the right to change materials and specifications without notice. We also reserve the right to discontinue or transition products without notice.
Manufacturer's Suggested Retail Price (MSRP) and Minimum Advertised Price (MAP) provided for reference purposes only. Dealer alone determines advertised and retail prices.
Created On: Wednesday, March 23, 2016 11:51:03

Suite 314 Upgrade Hampton Package 1




YWED75HEFW

Whirlpool®

<http://www.whirlpool.com>

7.5 cu. ft. Duet® High Efficiency Front Load Electric
Dryer with ENERGY STAR®

MSRP: \$0.00



Key Features:

- Advanced Moisture Sensing System
- Quad Baffles
- Tap Touch Controls with Memory
- EcoBoost™ Option
- Wrinkle Shield™ Plus Option
- Undercounter Installation
- 7.4 Cu. Ft. Capacity
- ENERGY STAR® Qualified

Product Dimensions:

Height: 39

Width: 27

Depth: 31

Additional Information:

Use And Care

Installation Guide

Warranty

Available in:

☐ White

INVESTED
IN
AMERICA




®Registered trademark/TM Trademark of Whirlpool, U.S.A. © 2016 Whirlpool Corporation All Rights Reserved. All other trademarks are owned by their respective companies.

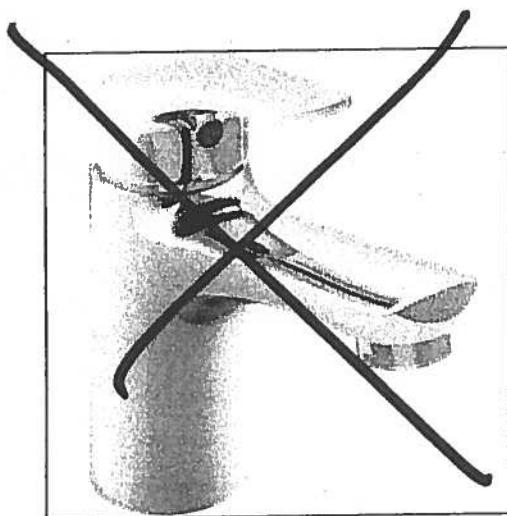
Because Whirlpool Corporation policy includes a continuous commitment to improve our products, we reserve the right to change materials and specifications without notice. We also reserve the right to discontinue or transition products without notice.

Manufacturer's Suggested Retail Price (MSRP) and Minimum Advertised Price (MAP) provided for reference purposes only. Dealer alone determines advertised and retail prices.

Standard

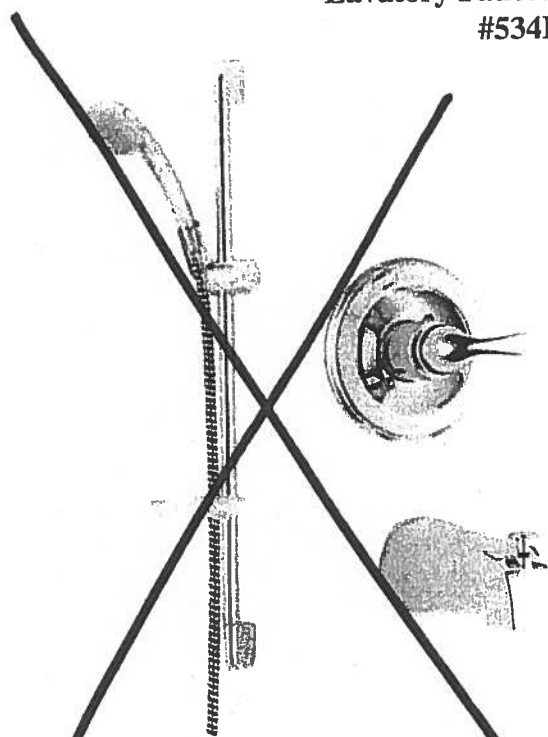


Suite 314
Hampton

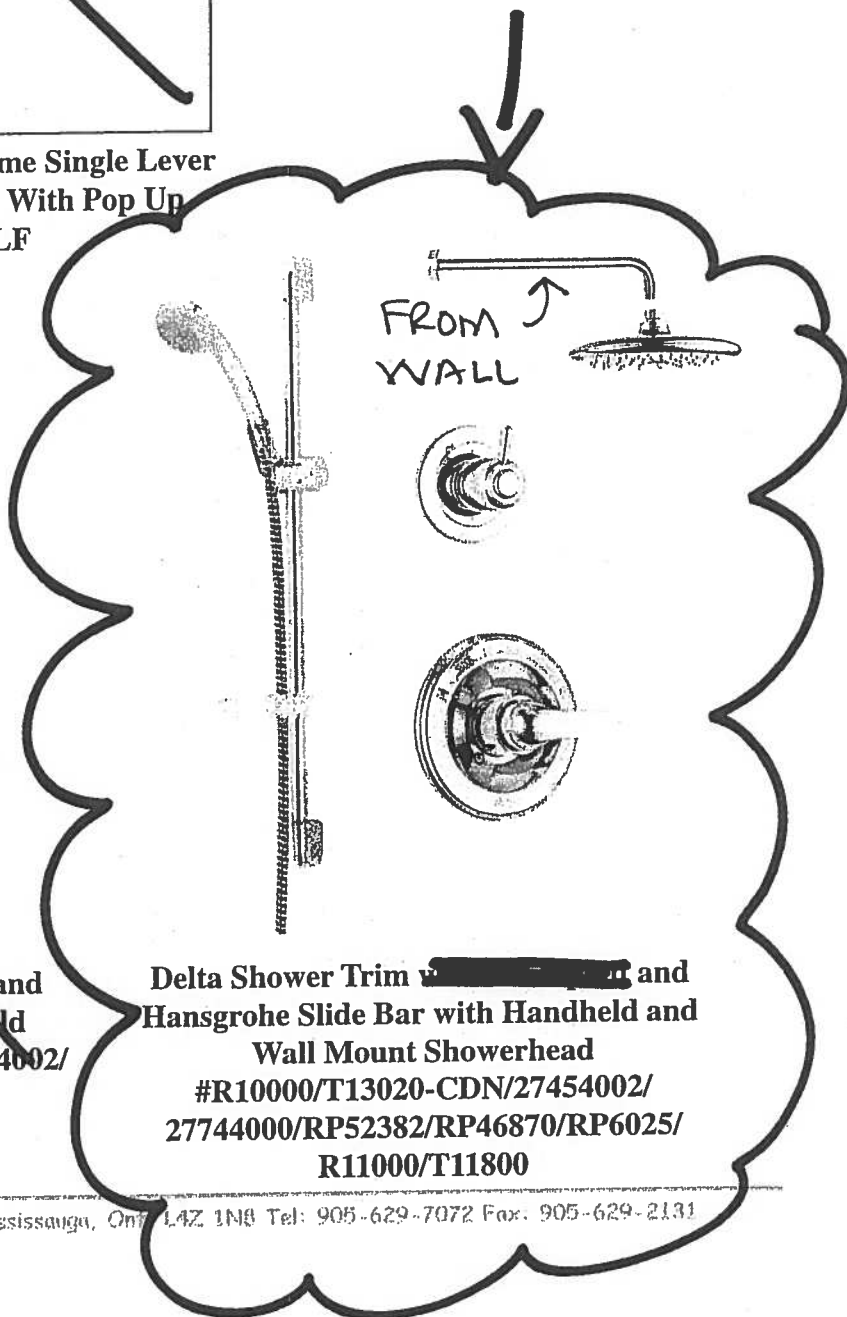


Delta Wynne Chrome Single Lever
Lavatory Faucet With Pop Up
#534LF

Master Ensuite
Shower Stall



Delta Shower Trim with Tub Spout and
Hansgrohe Slide Bar with Handheld
#R10000/T13020-CDN/2001-TP/27454002/
27744000



Delta Shower Trim and
Hansgrohe Slide Bar with Handheld and
Wall Mount Showerhead
#R10000/T13020-CDN/27454002/
27744000/RP52382/RP46870/RP6025/
R11000/T11800

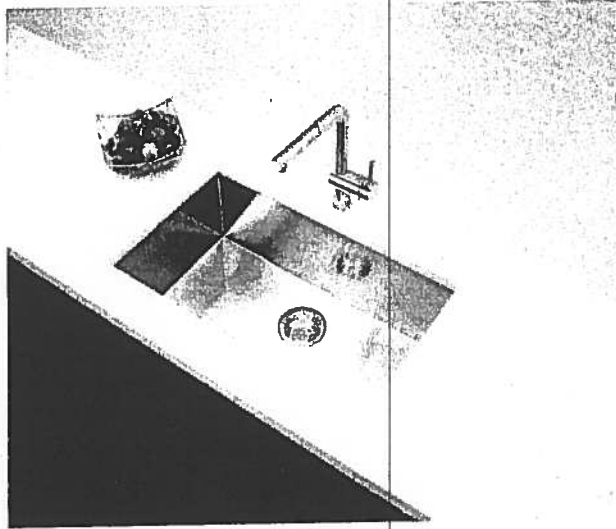
Upgrade Kitchen Sinks




BLANCO

Suite 314
Hampton

Kitchen
Sink



Blanco Quatrus U Super Single
Undermount Sink
#401248



Blanco Quatrus R15 Two Bowl
Undermount Sink
#401519

Suite 314 Hampton

Kitchen Sink

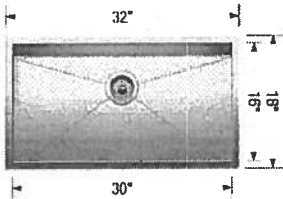
Product Specification Sheet


BLANCO QUATRUS U 1 SUPER SINGLE

Satin brushed finish



PRODUCT DIMENSIONS



BLANCO QUATRUS U 1 SUPER SINGLE	Colour Finish	Model No.	FEATURES / SPECIFICATIONS
	Satin brushed finish	401248	<ul style="list-style-type: none">• German designed and engineered• Premium 304 series, 18 gauge stainless steel• 18/10 chrome-nickel content for exceptional lustre, durability and strength• Compact sized model• Rear-positioned drain hole for maximum usable bowl and cabinet storage space• Zero-radius corners, X-pattern drain grooves• 3 1/2" (90 mm) stainless steel strainer included• Undermount clips, template included• Limited Lifetime Warranty
DESIGN AND PLANNING TIPS			
Cabinet Size: 36" (915 mm) Bowl depth: 9" (230 mm) Depending on cabinet construction, a different cabinet size may be required. Consult the cabinet manufacturer.			

WARRANTY

Limited Lifetime warranty

Code/Standards Compliance

BLANCO sinks and faucets are third-party tested and certified to CSA, cUPC, ANSI/ASME and NSF standards and listed by applicable certification bodies. For more information on individual product listings, contact our office or listing organization.

BLANCO CANADA
100 Corporation Drive
Brampton, ON L6S 6B5

Tel: 905 494 2400
Fax: 905 494 2425
www.blancocanada.com

Toll Free: 1 877 425 2626
Toll Free: 1 877 825 2626

© 2016 BLANCO CANADA

Countertop Edges Suite 314 Hampton



Dec. 7, 2017

CONNOLLY

Marble & Granite Ltd.

**EDGE
DETAILS**

004

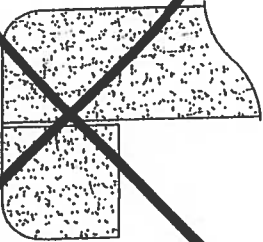
A.



STRAIGHT EDGE
(STANDARD - 3/4")

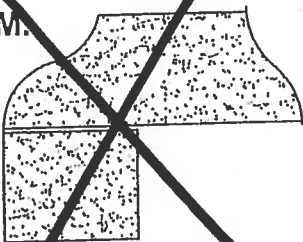
Standard:
Kitchen
Main Bath
Master Ensuite

~~I.~~



~~DOUBLE TOP "D" EDGE
(STANDARD - 1 1/2")~~

~~M.~~



~~OGEES - SQUARE EDGE
(MED./HIGH - 1 1/2")~~

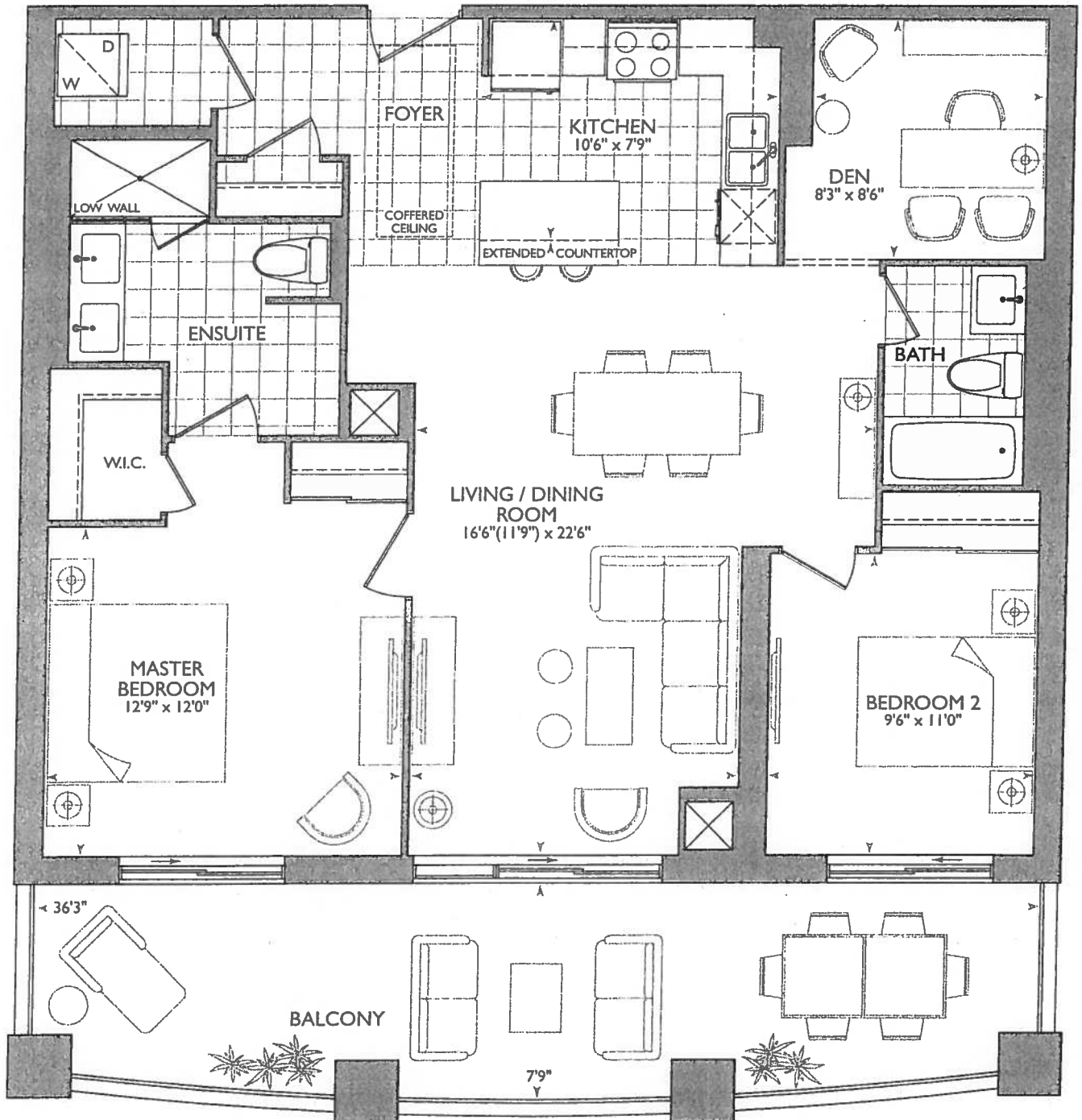
EDGING UP-GRADE OPTIONS



Calverton

SUITE 315
ORIGINAL BROCHURE

1,169 SQ FT *plus* 260 sq. ft. of balcony area



December 6, 2017

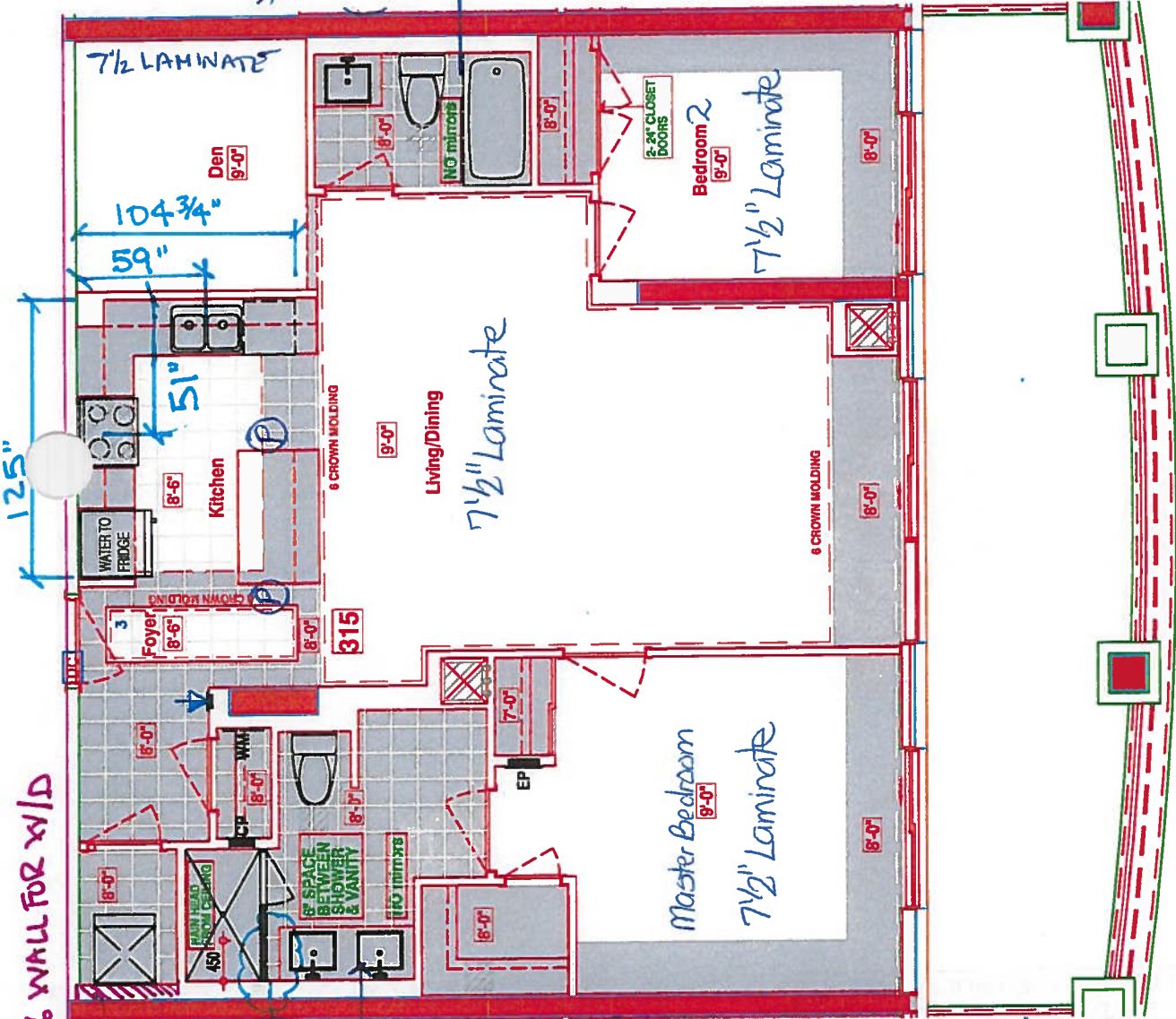
LC SC

- ENSUITE WASHROOM
Delete LOW
WALL Keep VANITY
6" AWAY FROM SHOWER
- ENSUITE SHOWER HEAD
FROM CIELING.

KITCHEN

- UPG #2 - APPLIANCE PACKAGE
- (2x) = PLUGS ISLAND
- (5x) = PUCK LIGHTS
- 51" = STOVE PIPE CENTER
- 59" = SINK PIPE CENTER

• ADD 2x6 WALL FOR W/D



NOTES:

1. WATER LINE TO FRIDGE
2. RAIN HEAD FROM CEILING IN ENSUITE
3. 2 DOORS 24\"
4. NO MIRRORS IN WASHROOMS

* Main Bath & Master Ensuite:
Delete Ceramic Accessories

* BARRIER FREE SUITE



CONSTRUCTION SUMMARY

Hampton Place

PURCHASERS: LUIGI CIARDULLO and SANTINA M. CIARDULLO

TEL: RES.: 416-499-0218

LOT NUMBER	PHASE	HOUSE TYPE	CLOSING DATE
315	1	CALVERTON	28-Sep-18

Offer Workshee	PURCHASER TO RECEIVE \$5,000(INCLUDES APPLICABLE TAXES) WORTH OF UPGRADES AT THE DECOR CENTER AT TIME OF COLOUR CHART. Note:
-------------------	---

Offer Workshee	TANDEM PARKING SPACE IN LIEU OF SINGLE PARKING SPACE Note:
-------------------	---

Offer Upgrade	WATER LINE TO FRIDGE Note:
------------------	-------------------------------

Offer Upgrade	RAINHEAD FROM CEILING IN MASTER ENSUITE SHOWER , FROM VENDORS STANDARD SAMPLES Note:
------------------	---

Offer Upgrade	BUILDER NOT TO INSTALL MIRRORS IN MAIN BATH AND MASTER ENSUITE Note:
------------------	---

Offer Upgrade	REPLACE GLASS SLIDERS IN BEDROOM 2 WITH STANDARD SWING DOORS AS PER VENDORS SAMPLES (SET OF TWO) Note:
------------------	---





SITE COPY

CONSTRUCTION SUMMARY

Hampton Place

PURCHASERS: LUIGI CIARDULLO and SANTINA M. CIARDULLO

TEL: RES.: 416-499-0218

LOT NUMBER	PHASE	HOUSE TYPE	CLOSING DATE	
315	1	CALVERTON	28-Sep-18	

Date Added: 13-Feb-18

Invoice Number: 7108

1 - KITCHEN - Install ONE (1) ADDITIONAL PUCK LIGHTS (Same Switch as Standard Puck Lights) at kitchen. To be installed below kitchen
cabinetry, where applicable. (See Attached QTK Layout for Locations)
Purchaser Paying Difference for Additional Puck Lights - Standard Kitchen to Receive Four (4) Puck Lights - Revised Standard
Kitchen Requires Five (5) Puck Lights

1 - PURCHASER AWARE AND ACCEPTS THAT ANY CHANGES MADE TO UPGRADES AFTER SIGNING THIS PURCHASERS EXTRA
FORM ARE SUBJECT TO A MINIMUM ADMINISTRATION FEE OF \$1,000 PLUS A 10% HOLDBACK FEE.
Note:

Date Added: 06-Dec-17

Invoice Number: 7039

1 - KITCHEN & BATHROOMS - Purchaser has DECLINED All Upgrades offered during decor appointment at the decor centre for kitchen &
bathroom cabinetry. Standard Kitchen Layout & Standard Bathroom Vanities to be installed as per standard plan. (See Sketch)
Note:

1 - KITCHEN - CABINETRY - Install UPGRADE PACKAGE #1 - Category 3 Fiberboard Stormy Monday QT 4401 - To be installed throughout
kitchen, where applicable. (See Sketch)
Note:

1 - KITCHEN - Install 1ST UPGRADE CAESARSTONE COUNTERTOP - 4141 MISTY CARRARA - To be installed throughout kitchen, where
applicable. (does not include backsplash) (See Sketch)
Note:

1 - KITCHEN - Countertop Edging - Install UPGRADE " M " EDGING - Throughout kitchen countertop, where applicable. (See Sketch)
Note:

1 - DISCLAIMER - STONE COUNTERTOP;
KITCHEN - Stone slabs vary in size & all seams are visible & the fabricator reserves the right to position the seams as necessary.
Note:

1 - KITCHEN - Kitchen Backsplash - Install 1ST UPGRADE BACKSPLASH - 12x12 CLOUD RANDOM STRIP GLASS MOSAICS - To be installed
throughout kitchen, where applicable. (Does not include behind the fridge or stove) (See Sketch)
Note:

1 - KITCHEN - Kitchen Sink - Install Standard Undermount Sink - BLANCO Horizon Plus U2 Undermount Sink - Model # 401234
Note:

1 - KITCHEN - Kitchen Faucet - Install Standard Faucet - DELTA Chrome Pull-Out Kitchen Faucet (Single Hole) - Model # 469LF-Chrome
Note:

1 - APPLIANCE PACKAGE - Install Upgrade Appliance Package - UPGRADE PACKAGE # 2 - To be installed throughout suite, where applicable.
(See Sketch)
Note:

1 - MASTER ENSUITE - Install Standard Granite Countertop - BIANCO ANTICO - To be installed throughout master ensuite vanity countertop,
where applicable. (Includes 3" Splash)

1 - DISCLAIMER - GRANITE COUNTERTOP;
MASTER ENSUITE - Due to the many variables that can affect the pattern, colour and/or design and "pitting" of natural products, granite installed will
not be identical to the samples displayed.
Note: Every effort is made to provide granite countertops as close as possible but the vendor is not responsible for results which differ
from the sample displayed. All countertop surfaces may have seams, and product pattern and shade can change in areas containing
seams.

1 - CLARIFICATION;
MAIN BATH & MASTER ENSUITE - Install Standard 3" Splash throughout Main Bath and Master Ensuite Vanity Countertops, where applicable.
(See Sketch)
Note:



SITE COPY

CONSTRUCTION SUMMARY

Hampton Place

PURCHASERS: LUIGI CIARDULLO and SANTINA M. CIARDULLO

TEL: RES.: 416-499-0218

LOT NUMBER	PHASE	HOUSE TYPE	CLOSING DATE
315	1	CALVERTON	28-Sep-18

Date Added: 06-Dec-17 Invoice Number: 7039

- 1 - DISCLAIMER - STONE COUNTERTOP;
MAIN BATH & MASTER ENSUITE - Stone slabs vary in size & all seams are visible & the fabricator reserves the right to position the seams as necessary.
- 1 - CLARIFICATION;
MASTER ENSUITE - Master Ensuite Vanity to be approx. 6" away from shower stall at master ensuite. (See Sketch)
Note: As per Fonzie C.
- 1 - MAIN BATH & MASTER ENSUITE - DELETE Do Not Install / Supply / Credit Purchaser for builders standard ceramic bathroom accessories (toilet paper, towel bar & soap dish) throughout all bathrooms where applicable.
Note: To Include; Main Bath & Master Ensuite (See Sketch)
- 1 - CLARIFICATION - REFER TO APAS;
MASTER ENSUITE - Install Rain Shower Head from Ceiling at Master Ensuite Shower Stall - DELTA - Shower Trim and Hansgrohe Slide Bar with Handheld and Ceiling Mount Showerhead
Note: Model # R10000 / T13020-CDN/27454002 / 277440 / RP52382 / RP46870 / RP6025 / R11000 / T11800 - Chrome (See Sketch)
- 1 - CLARIFICATION;
MAIN BATH & MASTER ENSUITE - Install Standard Plumbing Fixtures throughout Main Bath and Master Ensuite, where applicable. (See Sketch)
Note:
- 1 - CLARIFICATION;
MASTER ENSUITE - Purchaser accepts & acknowledges the standard frameless glass enclosure at master ensuite shower stall will NOT touch the ceiling and will receive a Standard Chrome Header. (See Sketch)
Note:
- 1 - BONUS PACKAGE - PURCHASER HAS APPLIED \$536.50 (Includes Taxes) WORTH OF UPGRADE PROMOTIONAL PACKAGE TOWARDS THE PURCHASE OF UPGRADES COMPLETED AT THE DECOR CENTRE.
Note:
- 1 - PURCHASER HAS ATTENDED A COLOR APPOINTMENT AT THE DECOR CENTRE AND HAS DECLINED ANY ADDITIONAL UPGRADES. Purchaser accepts and acknowledges that there will be no further changes/additions/deletions to be made upon signing on December 6,2017
Note:
- 1 - PURCHASER AWARE AND ACCEPTS THAT ANY CHANGES MADE TO UPGRADES AFTER SIGNING THIS PURCHASERS EXTRA FORM ARE SUBJECT TO A MINIMUM ADMINISTRATION FEE OF \$1,000 PLUS A 10% HOLDBACK FEE.
Note:

This Document is Extremely Time Sensitive - Printed 16 Feb 18 at 14:15





三

315

Wall Tile

13x13 SEAL GREY (STD)

13x13 RUSTIC GREY (STD)

N/A

20x20 CALACATA GRIS (STRAIGHT) (STD)

20x20 CALACATA GRIS (STRAIGHT) (STD)

8x8 BEHRAM PINK (STD)

7 1 1/2" Torlevs Forest - Oakanogan 9742P (STD)

7 1/2" TorleysForest - Oakanogan 9742P (STD)

7 1/2" TorleysForest - Oakanogan 9742P (STD)

7 1/2" TorleysForest - Oakanogan 9742P (STD)

7 1/2" TorleysForest - Oakanogan 9742P (STD)

N/A

Notes

Page 1 of 3

Consultant:

Melissa Di Marino

Purchaser: Trump Carullo

LUIGI CIARDULLO

Purchaser: Santa Clara County Vendor: San Jose

SANTINA M. CIARDULLO

Hampton Place

Lot: 315 Project: Hampton Place Model: CALVERTON

Printed Dec 06, 2017 10:37 am

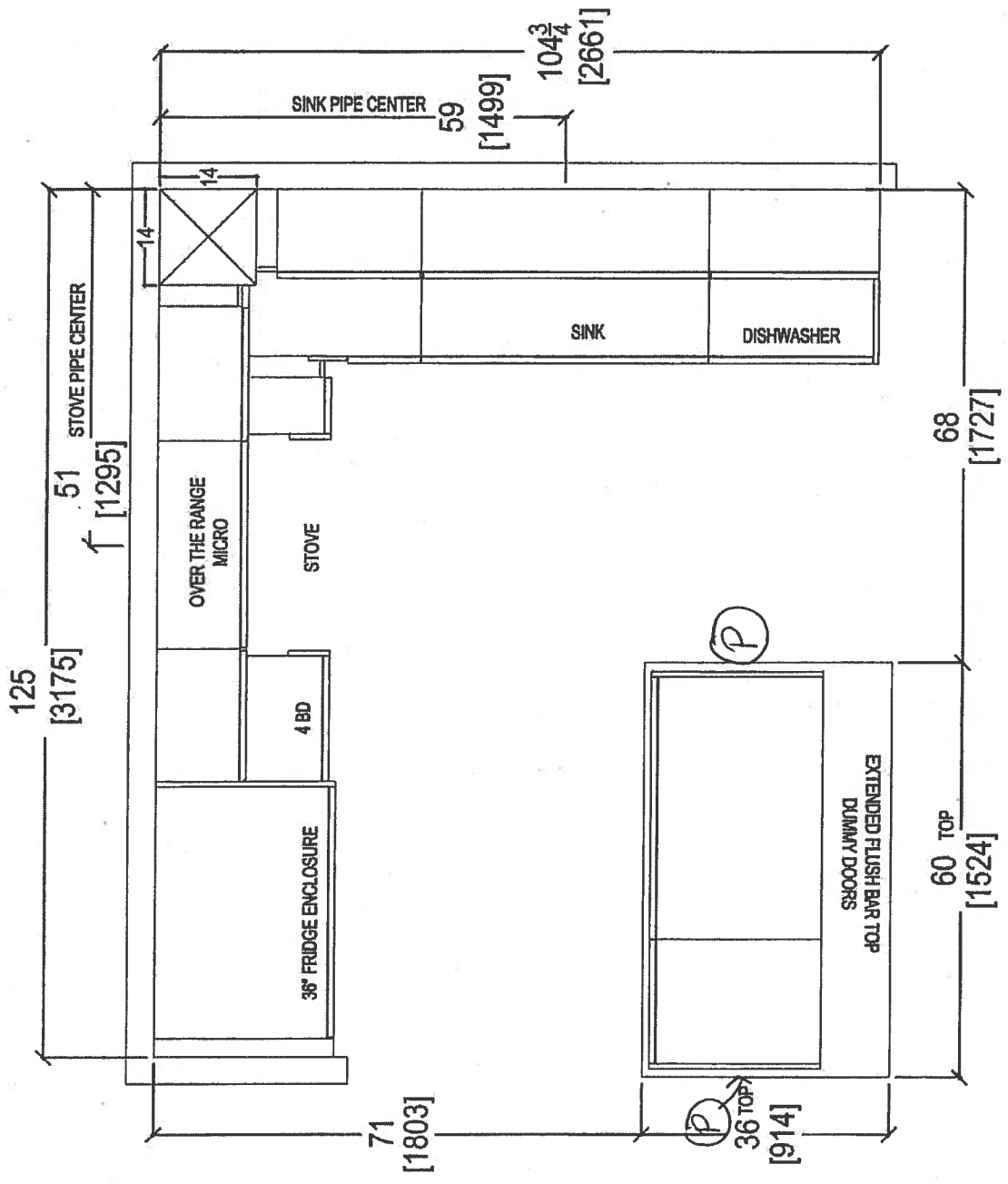



315

Printed Dec 06, 2017 10:37 am

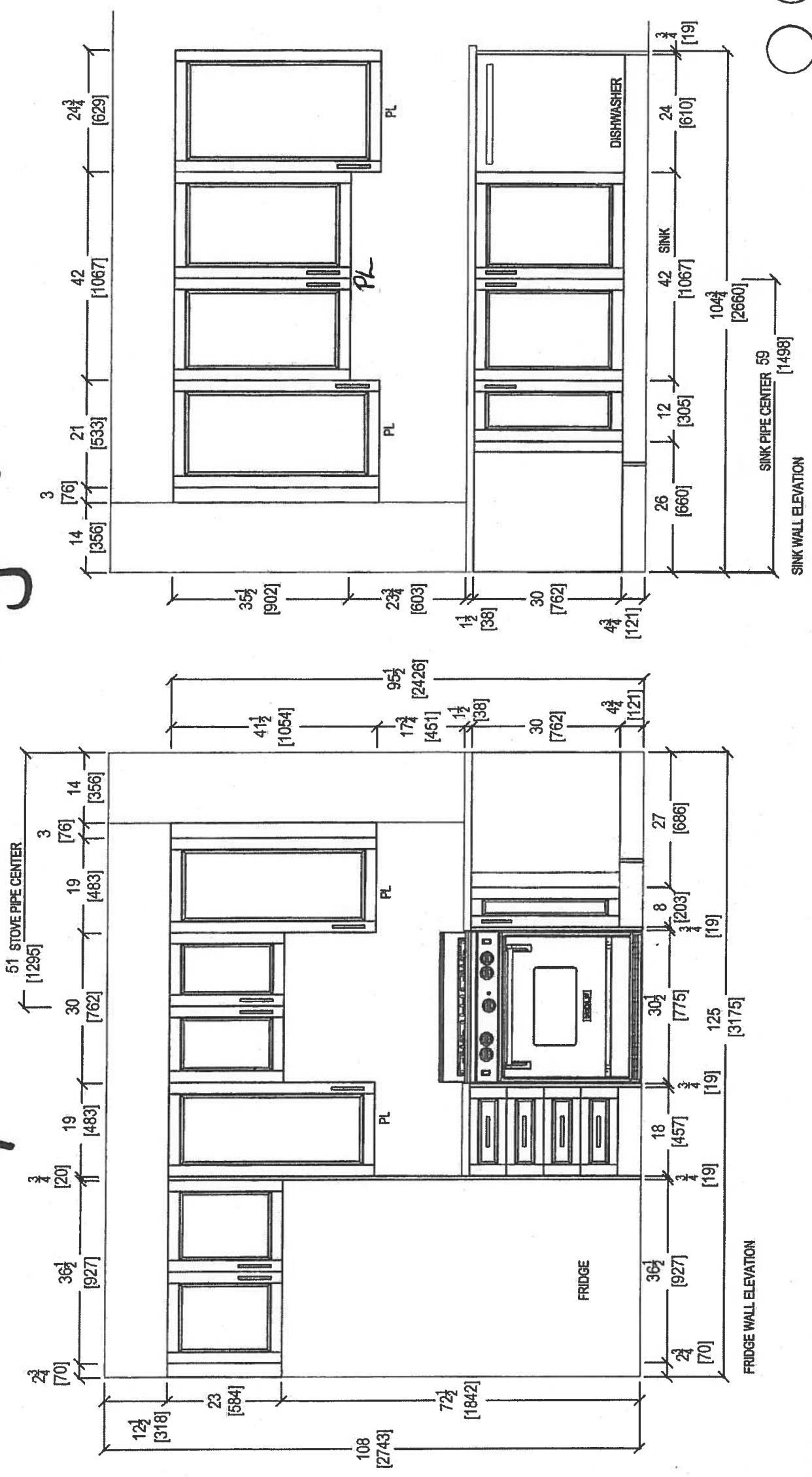
Suite 31 Hampton


- Ⓟ Plug (x2) = ISLAND
- (5x) Puck LIGHTS
- UPG #2 - APPLIANCE PACKAGE

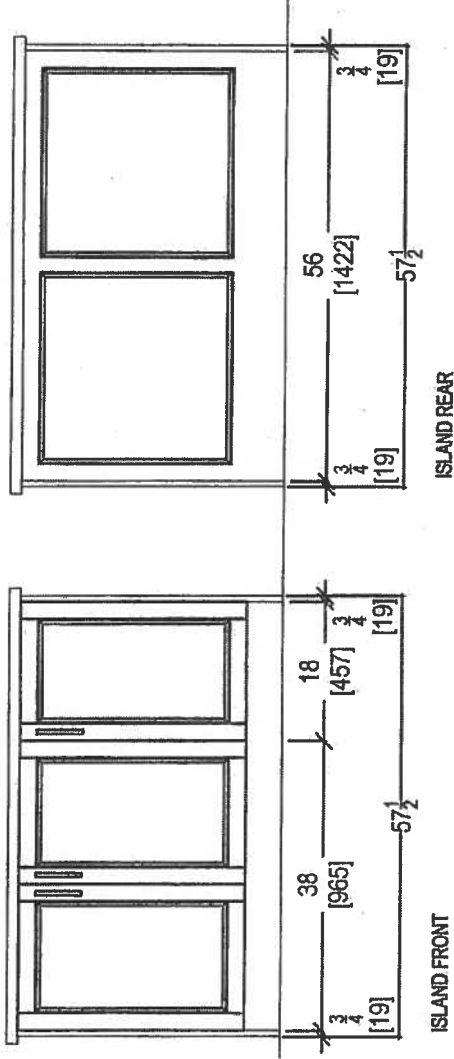


 your kitchen. your taste. 80 SANTE DRIVE, VAUGHAN, ON L4K 3C4, T: 416.746.1811 F: 905.781.5901	CLIENT: ROYAL PINE HOMES		UNIT 315 HMP	ROOM:	KITCHEN FLOOR PLAN	DRAWN BY: SK		COMMENTS: PLEASE NOTE ALL DIMENSIONS ARE NOT FINAL AND ARE SUBJECT TO CHANGE UPON FINAL SITE MEASURE
	SITE: HAMPTON PLACE	DOOR STYLE: —	DOOR HANDLE: —	SCALE: 1/2" = 1' - 0"	DATE: JAN 18, 2018			
	PHONE: —	FINISH: —	DRW HANDLE: —					
	EMAIL: —	SPECIES: —	TOP: —	PAGE: —				

Suite 315 Hampton PL-Rock Light (x5)



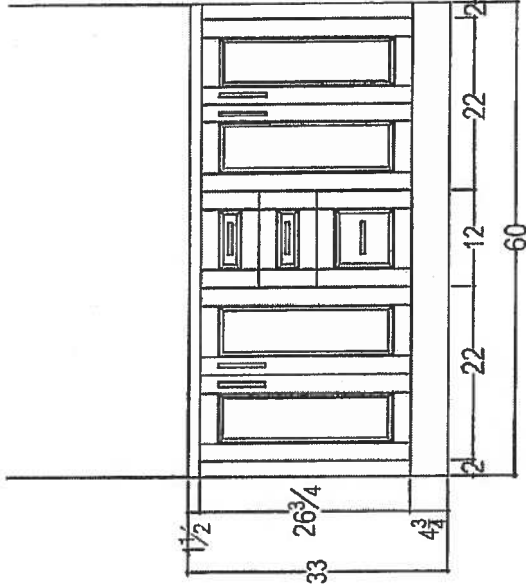
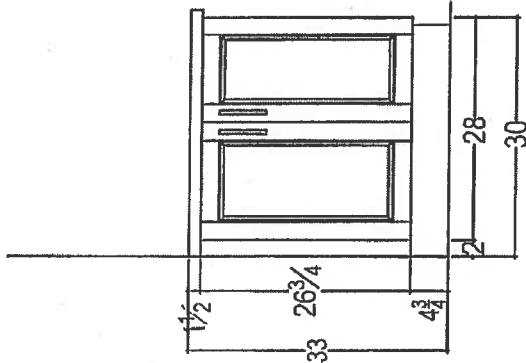
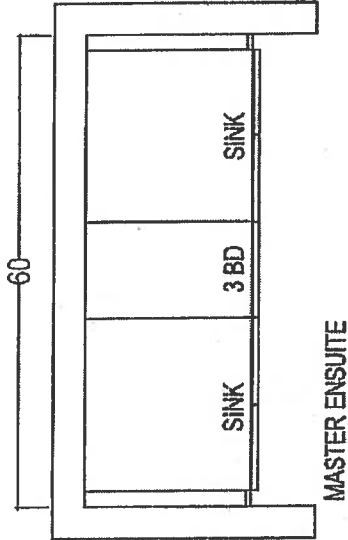
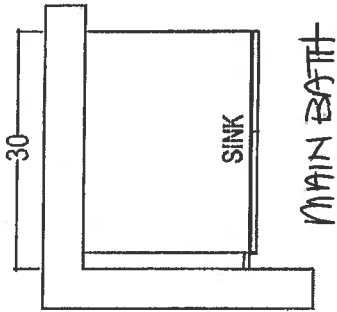
 your kitchen, your style. 80 SANTE DRIVE, VAUGHAN, ON L4K 3C4. T: 416.746.1811 F: 905.781.5901	CLIENT: ROYAL PINE HOMES		UNIT 315 HMP	ROOM: KITCHEN	DRAWN BY: SK	COMMENTS: PLEASE NOTE ALL DIMENSIONS ARE NOT FINAL AND ARE SUBJECT TO CHANGE UPON FINAL SITE MEASURE
	SITE: HAMPTON PLACE	DOOR STYLE: —	DOOR HANDLE: —	SCALE: 1/2" = 1' - 0"		
	PHONE: —	FINISH: —	DRW HANDLE: —	DATE: JAN 10, 2018		
	EMAIL: —	SPECIES: —	TOP: —	PAGE: —		



80 SANTE DRIVE, VAUGHAN, ON L4K 3C4.
T: 416.746.1811 F: 905.761.5901

CLIENT: ROYAL PINE HOMES		UNIT 315 HMP	ROOM: KITCHEN	DRAWN BY: SK	COMMENTS: PLEASE NOTE ALL DIMENSIONS ARE NOT FINAL AND ARE SUBJECT TO CHANGE UPON FINAL SITE MEASURE
SITE: HAMPTON PLACE	DOOR STYLE: ---	DOOR HANDLE: ---	SCALE: 1/2" = 1' - 0"		
PHONE: ---	FINISH: ---	DRW HANDLE: ---	DATE: JAN 10, 2018		
EMAIL: ---	SPECIES: ---	TOP: ---	PAGE: ---		

SUITE 315 HAMPTON



your kitchen. your taste
80 SANTE DRIVE, VAUGHAN, ON L4K 3C4,
T: 416.746.1811 F: 905.761.5901

CLIENT: ROYAL PINE HOMES

21+D3

SITE: HAMPTON PLACE

DOOR STYLE: —

PHONE: —

FINISH: —

EMAIL: —

SPECIES: —

ROOM:

VANITIES

DOOR HANDLE: —

DRW HANDLE: —

TOP: —

DRAWN BY: SK

SCALE: 1/2" = 1' - 0"

DATE: AUG 4, 2017

PAGE: —

COMMENTS:

PLEASE NOTE ALL DIMENSIONS
ARE NOT FINAL AND ARE
SUBJECT TO CHANGE UPON
FINAL SITE MEASURE

Suite 315
Hampton

Upgrade
Package 2

Le

Se

INSIDEADVANTAGE⁺



<http://www.insideadvantage.com>

Product Dimensions:

Height: 72
Width: 35 3/4
Depth: 30 1/4

Electrical Requirements:

15 Amps.

Available In:

☐ Stainless Steel
☒ Black
☐ White


KRFC302ESS

22 cu.ft. 36-Inch Width Counter Depth French Door Refrigerator
with Interior Dispense

KRFC302ESS

Key Features:

- ExtendFresh™ Temperature Management System
- Interior Water Dispenser
- Professionally-Inspired Design
- Produce Preserver
- Humidity-Controlled Crispers
- FreshChill™ Temperature-Controlled Full-Width Pantry
- Pull-Out Tri-Level Freezer Drawer
- SatinGlide® System
- LED Lighting
- Star-K Certified
- Automatic Ice Maker
- Max Cool



NEW
AMERICA

Because Whirlpool Corporation policy includes a continuous commitment to improve our products, we reserve the right to change materials and specifications without notice. We also reserve the right to discontinue or transition products without notice.
® Reg. Registered trademark/™ Trademark of Whirlpool U.S.A. © 2013 Whirlpool Corporation. All Rights Reserved. All other trademarks are owned by their respective companies.
Created On: Wednesday, April 22, 2015 15:10:4

Suite 315
Hampton

Upgrade
Package 2

Le


Se

KSEB900ESS

KitchenAid

30-Inch 5-Element Electric Convection Slide-In
Range with Baking Drawer

<http://www.kitchenaid.com>



Key Features:

- Baking Drawer
- Even-Heat™ True Convection
- Wireless Probe
- Steam Rack
- 7.1 Cu Ft. Total Capacity
- 5 Cooking Elements Including a Warm Zone
- EasyConvect™ Conversion
- FIT Guarantee
- Aqualift®
- Glass Touch Controls
- Side Trim Accessory Kit

Product Dimensions:

Height: 36

Width: 29 7/8

Electrical Requirements:

40 Amps.

Additional Information:

Use And Care Guide

Dimension Guide

Installation Guide

Warranty Certificate

Available in:

- Black
- Stainless Steel
- White

INVESTED
IN
AMERICA

ADA
Compliant

©Registered trademark/TM Trademark of Whirlpool, U.S.A. © 2013 Whirlpool Corporation. All Rights Reserved. All other trademarks are owned by their respective companies. Because Whirlpool Corporation policy includes a continuous commitment to improve our products, we reserve the right to change materials and specifications without notice. We also reserve the right to discontinue or transition products without notice. Manufacturer's Suggested Retail Price (MSRP) and Minimum Advertised Price (MAP) provided for reference purposes only. Dealer alone determines advertised and retail prices. Created On: Tuesday, December 22, 2015 14:04:50

Suite 315 Hampton Upgrade Package 2

C.P.

S.C.

KMHP519ESS

1000-Watt Convection Microwave with High-Speed
Cooking - 30"

KitchenAid®

<http://www.kitchenaid.com>

Key Features:

- High-Speed Cooking
- Convection Cooking
- Professionally-Inspired Design Including Handle, Badge, Graphics, Chrome Chamfer.
- Cookshield Finish
- Crispwave™ Technology and Crisper Pan
- 1200 Watts Power
- 1.9 Cu. Ft. Capacity
- Halogen Cavity Lights and Task Light
- Steam Cleaning Function
- Keep Warm Function
- Sound-Based Popcorn Function

Product Dimensions:

Height: 17 1/8
Width: 30
Depth: 17

Electrical Requirements:

15.


Additional Information:

[Use And Care](#)

[Dimension Guide](#)

[Installation Guide](#)

[Warranty](#)



Available In:

 Stainless Steel

©Registered trademark/TM Trademark of Whirlpool, U.S.A. ©2018 Whirlpool Corporation. All Rights Reserved. All other trademarks are owned by their respective companies.

Because Whirlpool Corporation policy includes a continuous commitment to improve our products, we reserve the right to change materials and specifications without notice. We also reserve the right to discontinue or transition products without notice.

Manufacturer's Suggested Retail Price (MSRP) and Minimum Advertised Price (MAP) provided for reference purposes only. Dealer alone determines advertised and retail prices.

Suite 315
Hampton

Upgrade
Package 2



KDTM354ESS

KitchenAid®

4 dBA Dishwasher with Clean Water Wash System

<http://www.kitchenaid.com>



Key Features:

- Clean Water Wash System
- ProScrub® Option
- Professionally-Inspired Design
- Advanced ProDry™ System
- ProWash™ Cycle
- SatinGlide® Max Rails (Upper Rack)
- Sliding Tines in the Lower Rack
- 2 Rows Fold-Down Tines in Upper Rack
- Fold-Down Tines in the Lower Rack
- 2 Fold-Down Cup Shelves with Integrated Stemware Holders
- Utility Basket (Upper Rack)
- Express Wash

Product Dimensions:

Height: 34 1/2

Width: 23 7/8

Depth: 24 3/4

Electrical Requirements:

15 Amps.

Additional Information:

[Use And Care Guide](#)

[Dimension Guide](#)

[Installation Guide](#)

[Energy Guide](#)

[Warranty Certificate](#)

Available in:

 Stainless Steel

INVESTED
IN
AMERICA

®Registered trademark/TM Trademark of Whirlpool, U.S.A. © 2013 Whirlpool Corporation All Rights Reserved
All other trademarks are owned by their respective companies.
Because Whirlpool Corporation policy includes a continuous commitment to improve our products, we reserve the right to change materials and specifications without notice. We also reserve the right to discontinue or transition products without notice.
Manufacturer's Suggested Retail Price (MSRP) and Minimum Advertised Price (MAP) provided for reference purposes only. Dealer alone determines advertised and retail prices.
Created On: Friday, March 04, 2016 16:36:55

Suite 315
Hampton

Upgrade
Package 2

LC


SC

WED85HEFC

Whirlpool®

<http://www.whirlpool.com>

7.4 cu. ft. Electric Dryer with Quick Dry Cycle



Key Features:

- Advanced Moisture Sensing System
- Tap Touch Controls with Memory
- EcoBoost™ Option
- Steam Refresh Cycle
- Wrinkle Shield™ Option
- Quad Baffles
- 7.4 Cu. Ft. Capacity
- Undercounter Installation
- ENERGY STAR® Qualified
- Sanitize Cycle
- Quick Dry Cycle

Product Dimensions:

Height: 39

Width: 27

Depth: 31

Additional Information:

[Use And Care Guide](#)

[Dimension Guide](#)

[Installation Guide](#)

[Warranty Certificate](#)

INVESTED
IN
AMERICA



©Registered trademark/TM Trademark of Whirlpool, U.S.A. © 2016 Whirlpool Corporation. All Rights Reserved
All other trademarks are owned by their respective companies
Because Whirlpool Corporation policy includes a continuous commitment to improve our products, we reserve
the right to change materials and specifications without notice. We also reserve the right to discontinue or
transition products without notice
Manufacturer's Suggested Retail Price (MSRP) and Minimum Advertised Price (MAP) provided for reference
purposes only. Dealer alone determines advertised and retail prices
Created On: Thursday, March 23, 2017 17:33:37

Suite 315 Hampton Upgrade Package 2


LB S.E.

WFW85HEFC

Whirlpool®

<http://www.whirlpool.com>

4.5 cu. ft. Front Load Washer with TumbleFresh™
option



Key Features:

- TumbleFresh™ Option
- ColorLast™ Cycle
- Presoak Option
- EcoBoost™ Option
- Precision Dispense
- Steam Clean Option
- Adaptive Wash Technology
- Smooth Wave Stainless Steel Wash Basket
- 4.5 cu. ft. Capacity
- Undercounter Installation
- Add-A-Garment
- ENERGY STAR® Certified

Product Dimensions:

Height: 39 3/4

Width: 27

Depth: 33 5/16

Additional Information:

[Use And Care Guide](#)

[Dimension Guide](#)

[Installation Guide](#)

[Energy Guide](#)

[Warranty Certificate](#)

Available in:

- ☒ Chrome Shadow
☐ White

INVESTED
IN
AMERICA




©Registered trademark/TM Trademark of Whirlpool, U.S.A. © 2016 Whirlpool Corporation. All Rights Reserved.
All other trademarks are owned by their respective companies.
Because Whirlpool Corporation policy includes a continuous commitment to improve our products, we reserve the right to change materials and specifications without notice. We also reserve the right to discontinue or transition products without notice.
Manufacturer's Suggested Retail Price (MSRP) and Minimum Advertised Price (MAP) provided for reference purposes only. Dealer alone determines advertised and retail prices.
Created On: Wednesday, December 14, 2016 18:12:43

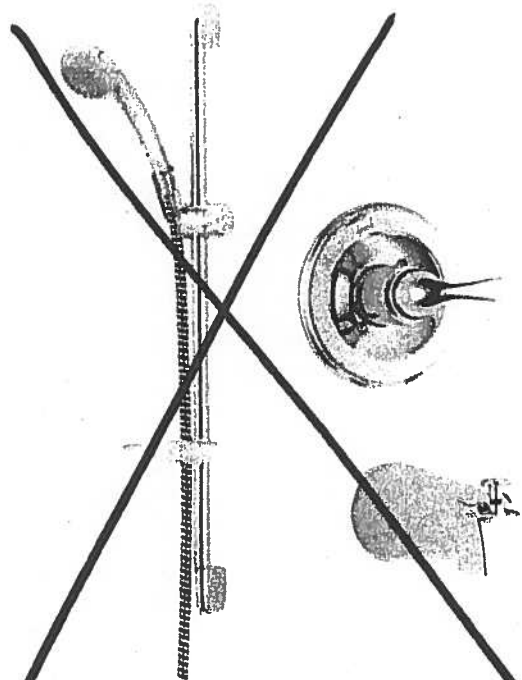
Standard



Suite 315
Hampton




Delta Wynne Chrome Single Lever
Lavatory Faucet With Pop Up
#534LF



Delta Shower Trim with Tub Spout and
Hansgrohe Slide Bar with Handheld
#R10000/T13020-CDN/2001-TP/27454002/
27744000

Master Ensuite
Shower

RAIN HEAD
FROM CEILING.



Delta Shower Trim and
Hansgrohe Slide Bar with Handheld and
Ceiling Mount Showerhead
#R10000/T13020-CDN/27454002/
27744000/RP52382/RP46870/RP6025/
R11000/T11800

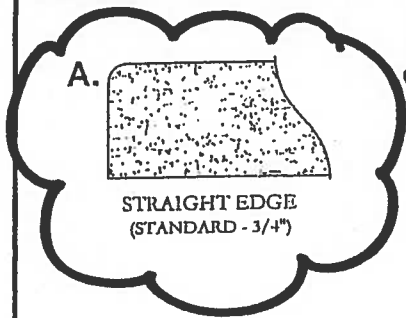
Countertop Edges
Suite 315
Hampton

S.E. LL
Dec. 6, 2017

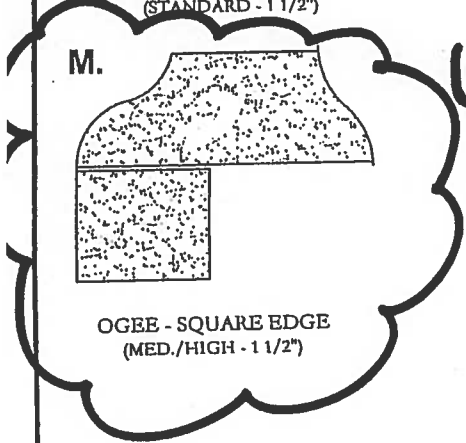
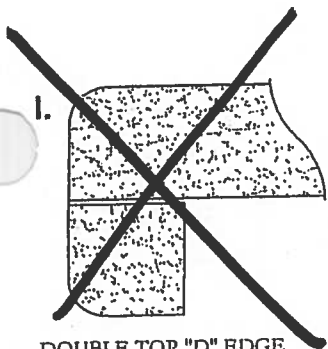
CONNOLLY Marble & Granite Ltd.

**EDGE
DETAILS**

004



Standard:
Main Bath
Master Ensuite



Upgrade:
Kitchen

EDGING UP-GRADE OPTIONS

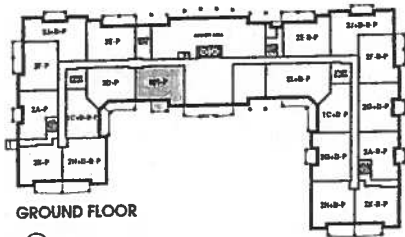
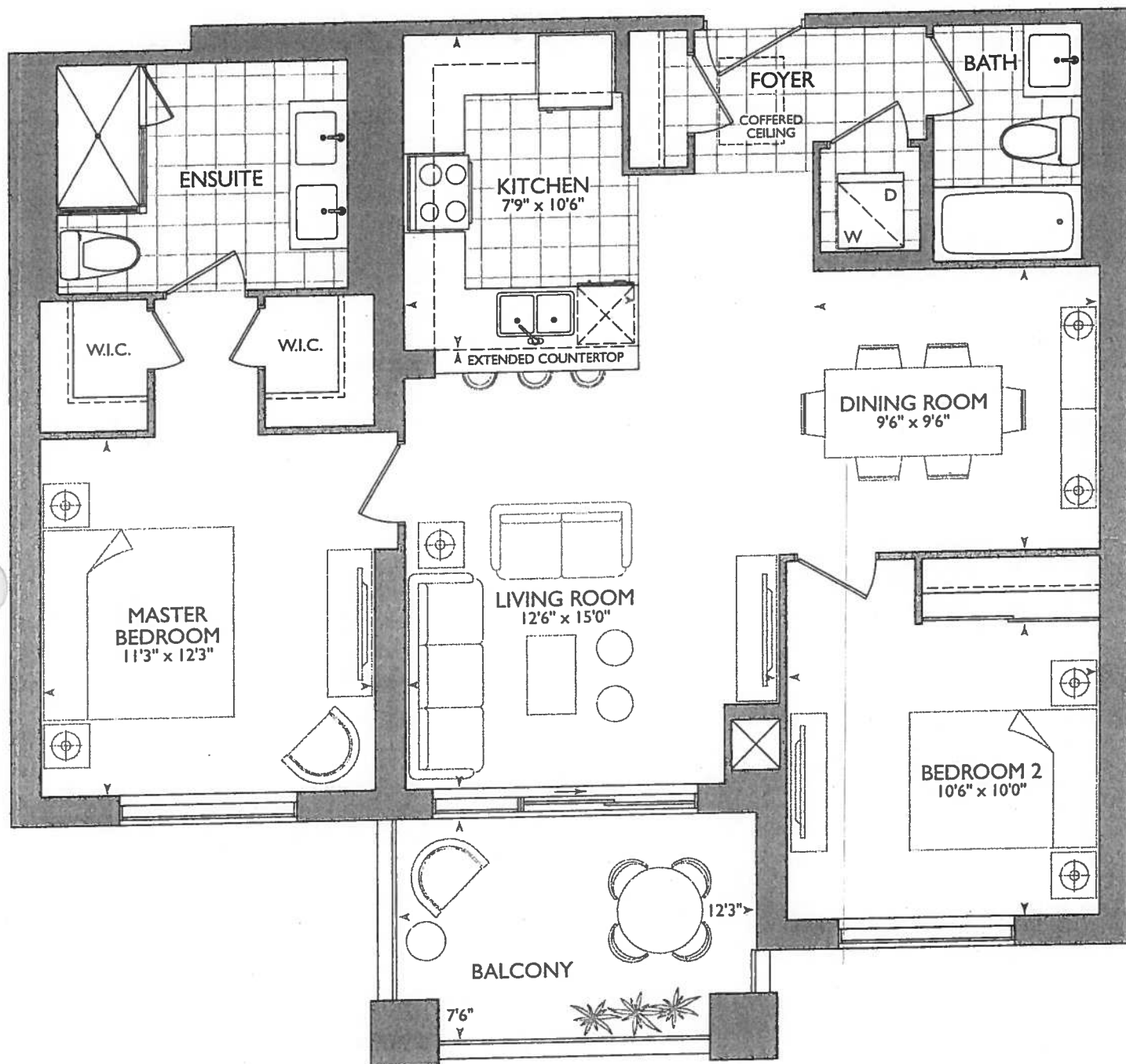


Flanders

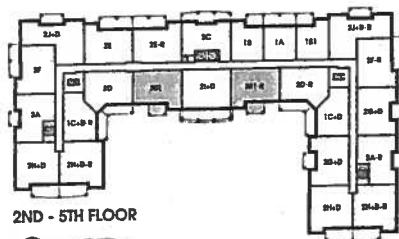
ORIGINAL LAYOUT

SUITE 316.

1,059 SQ FT *plus 88 sq. ft. of balcony area*



GROUND FLOOR



2ND - 5TH FLOOR

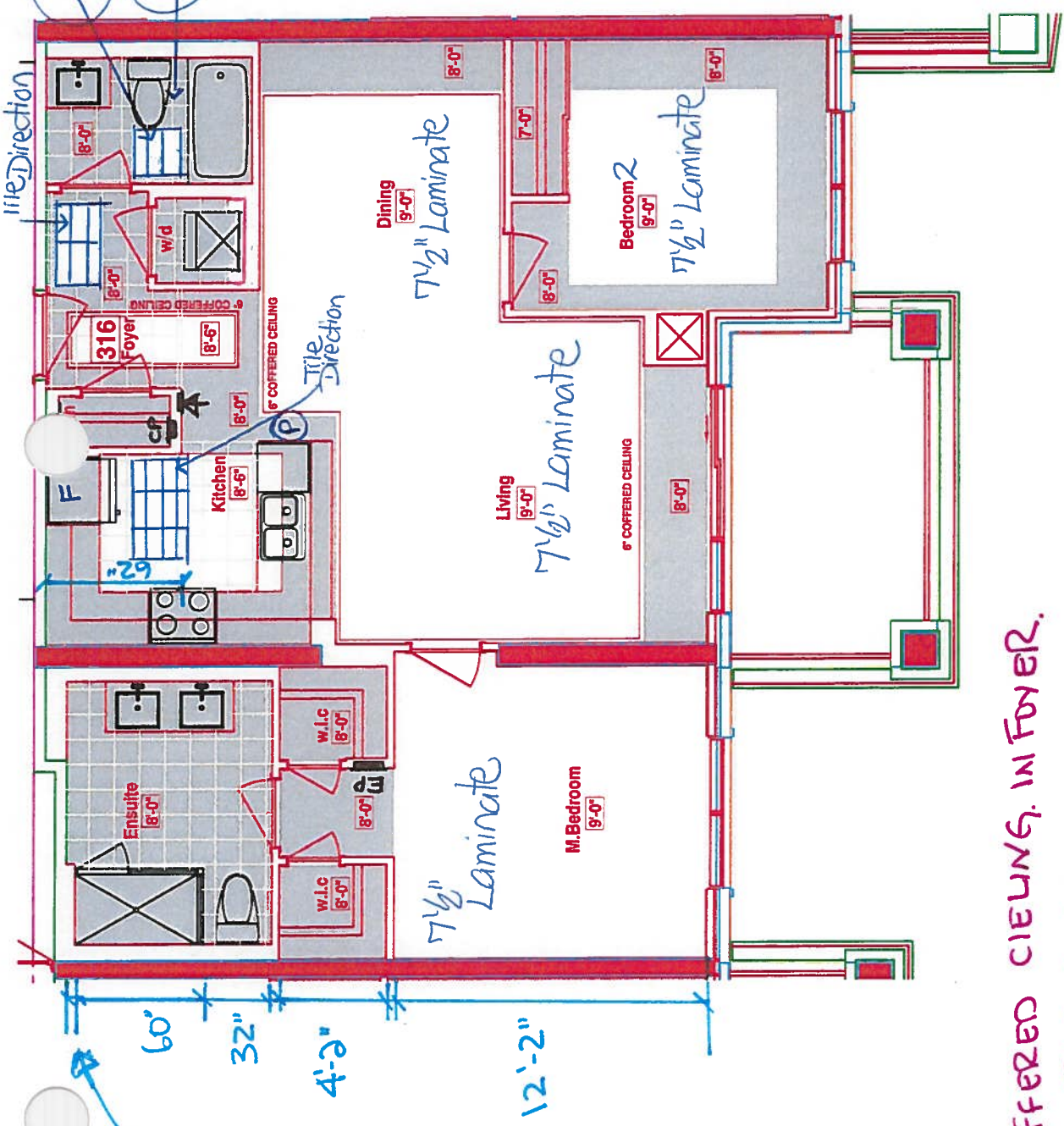


November 16, 2017

FR

• ADD 4'x40" WET WALL FOR SHOWER FAUCET

• REVISED ENSUITE + W.I.C + MASTER Bedroom Measurements.



KITCHEN

- STANDARD APPLIANCE PACKAGE
- (P) = PLUG PENINSULA.
- (4x) = PUCK LIGHTS.
- 62" STOVE PIPE CENTER
- 123" SINK PIPE CENTER

* Revised COFFERED CEILING IN FOYER, AS PER THIS BROCHURE, TILES TO REMAIN AS PER ORIGINAL SUITE LAYOUT IN FOYER.

SUITE 316 - FLANDERS

RECEIVED
NOV 14 2017



CONSTRUCTION SUMMARY
Hampton Place

PURCHASER: FANI ROMBIS

TEL: RES.: 416-497-2164

LOT NUMBER	PHASE	HOUSE TYPE	CLOSING DATE	
316	1	FLANDERS(2E1)FRONT	02-Oct-18	

Date Added: 20-Nov-17

Invoice Number: 7023

1 - KITCHEN & BATHROOMS - Purchaser has DECLINED All Upgrades offered during decor appointment at the decor centre for kitchen & bathroom cabinetry. Standard Kitchen Layout & Standard Bathroom Vanities to be installed as per standard plan. (See Sketch)

1 - APPLIANCE PACKGE - Install STANDARD APPLIANCE PACKAGE - To be installed throughout suite, where applicable. (See Sketch)

Note:

1 - KITCHEN - Install STANDARD Granite Countertop - BIANCO ANTICO - To be installed throughout kitchen, where applicable (does not include granite backsplash) (See Sketch)

Note:

1 - DISCLAIMER - GRANITE COUNTERTOP;

KITCHEN - Due to the many variables that can affect the pattern, colour and/or design and "pitting" of natural products, granite installed will not be identical to the samples displayed.

Note: Every effort is made to provide granite countertops as close as possible but the vendor is not responsible for results which differ from the sample displayed. All countertop surfaces may have seams, and product pattern and shade can change in areas containing seams.

1 - DISCLAIMER - STONE COUNTERTOP;

KITCHEN - Stone slabs vary in size & all seams are visible & the fabricator reserves the right to position the seams as necessary.

Note:

1 - KITCHEN - Kitchen Sink - Install Standard Undermount Sink - BLANCO Horizon Plus U2 Undermount Sink (8") - Model # 401234

Note:

KITCHEN - Kitchen Faucet - Install Standard Faucet - DELTA Chrome Pull-Out Kitchen Faucet (Single Hole) - Model # 469LF - Chrome

Note:

30 - MAIN BATH - 1ST UPGRADE - PORCELAIN TILES - 12x24 H-STONE LIGHT BEIGE - To be installed throughout main bath floor. (To be Installed Straight) (See Sketch)

Note: Includes Larger Size

1 - MAIN BATH & MASTER ENSUITE - Install STANDARD Granite Countertop - BIANCO ANTICO - To be installed throughout main bath and master ensuite vanity countertops, where applicable (Includes 3" Splash) (See Sketch)

Note:

1 - CLARIFICATION;

MAIN BATH & MASTER ENSUITE - Install Standard 3" Splash throughout Main Bath and Master Ensuite Vanity Countertops where applicable. (See Sketch)

Note:

1 - DISCLAIMER - GRANITE COUNTERTOP;

MAIN BATH & MASTER ENSUITE - Due to the many variables that can affect the pattern, colour and/or design and "pitting" of natural products, granite installed will not be identical to the samples displayed.

Note: Every effort is made to provide granite countertops as close as possible but the vendor is not responsible for results which differ from the sample displayed. All countertop surfaces may have seams, and product pattern and shade can change in areas containing seams.

1 - DISCLAIMER - STONE COUNTERTOP;

MAIN BATH & MASTER ENSUITE - Stone slabs vary in size & all seams are visible & the fabricator reserves the right to position the seams as necessary.

Note:

1 - CLARIFICATION;

MAIN BATH & MASTER ENSUITE - Install Standard Plumbing Fixtures throughout Main Bath and Master Ensuite, where applicable. (See Sketch)

Note:

1 - CLARIFICATION;

MASTER ENSUITE - Purchaser accepts & acknowledges the standard frameless glass enclosure at master ensuite shower stall will NOT touch the ceiling and will receive a Standard Chrome Header. (See Sketch)

Note:



SITE COPY

CONSTRUCTION SUMMARY

Hampton Place

PURCHASER: FANI ROMBIS

TEL: RES.: 416-497-2164

LOT NUMBER	PHASE	HOUSE TYPE	CLOSING DATE	
316	1	FLANDERS(2E1)FRONT	02-Oct-18	

Date Added: 20-Nov-17

Invoice Number: 7023

1 - PURCHASER HAS ATTENDED A COLOR APPOINTMENT AT THE DECOR CENTRE AND HAS DECLINED ANY ADDITIONAL UPGRADES. Purchaser accepts and acknowledges that there will be no further changes/additions/deletions to be made upon signing on November 7

1 - PURCHASER AWARE AND ACCEPTS THAT ANY CHANGES MADE TO UPGRADES AFTER SIGNING THIS PURCHASERS EXTRA FORM ARE SUBJECT TO A MINIMUM ADMINISTRATION FEE OF \$1,000 PLUS A 10% HOLDBACK FEE.
Note:

This Document is Extremely Time Sensitive - Printed 16 Feb 18 at 14:19

FLANDERS: 316
-REVISED FOYER COFFERED CEILING AS PER COLOURED PLAN,
TILES TO REMAIN AS PER ORIGINAL SUITE LAYOUT
-ENSUITE 4" ADDED 4"x40" WET WALL FOR SHOWER FAUCET, NEW
DIMENTIONS ARE ON THE NEW COLOURED BROCHURE FOR W.I.C.
& MASTER BEDROOM



*** INTERIOR COLOUR SCHEME ***

	Purchaser FANI ROMBIS	Decor Consultant Melissa Di Marino	Model Type FLANDERS(2E1)FRONT	Telephone Res. / Bus (416) 497-2184 /	Project Hampton Place	Closing Date 02/10/2018	Unit 316
---	---------------------------------	--	---	---	---------------------------------	-----------------------------------	--------------------

	Flooring		Wall Tile		
	Description	Mein	Accent/Insert	Pattern	
MASTER ENSUITE	12x13 HELLO SILVER (STD)	✓	12x10 GOLF GRIGIO (STD)	NONE	NONE
MAIN BATHROOM	12x24 H-STONE LIGHT BEIGE (STRAIGHT) (Upg)	✓	5x10 GOLF GRIGIO (STD)	NONE	NONE
POWDER ROOM	N/A		N/A	N/A	N/A
KITCHEN / DINETTE	12x24 H-STONE LIGHT BEIGE (STRAIGHT) (STD)	✓	12x12 Twilight Mocha Glass Mosaics (STD)	NONE	NONE
FOYER	12x24 H-STONE LIGHT BEIGE (STRAIGHT) (STD)		N/A	N/A	N/A
LAUNDRY	36x8 BEHRAM PINK (STD)		N/A	N/A	N/A

		Notes
LIVING ROOM	✓ T 12 TorleysForest - 9744P Saguena Valley (STD)	
DINING ROOM	✓ T 12 TorleysForest - 9744P Saguena Valley (STD)	

[illegible]

Page 1 of 3

Consultant:

Melissa Di Martino

Purchaser:

FAM RCHERS

Fani Rombis

Vendor:

Hampton Place

Printed Nov 17, 2017 11:09 am



* INTERIOR COLOUR SCHEME *

Purchaser FANI ROMBIS	Decor Consultant Melissa Di Manno	Model Type FLANDERS(2E1)FRONT	Telephone Res. / Bus (416) 497-2164 /	Project Hampton Place	Closing Date 02/10/2018	Unit 316
--------------------------	--------------------------------------	----------------------------------	--	--------------------------	----------------------------	-------------

Page 2 of 3

CABINETRY, VANITIES AND COUNTERTOPS

Style	Countertop	Counter Edge	Handle / Knob
MAIN BATHROOM CATEGORY - FIBERBOARD - WHITE QT 1203 (STD)	<input checked="" type="checkbox"/> BIANCO ANTICO GRANITE (STD)	<input checked="" type="checkbox"/> A * EDGE (STD)	B603-SC
MASTER ENSUITE CATEGORY - FIBERBOARD - WHITE QT 1203 (STD)	<input checked="" type="checkbox"/> BIANCO ANTICO GRANITE (STD)	<input checked="" type="checkbox"/> A * EDGE (STD)	B603-SC
POWDER ROOM N/A	N/A	N/A	N/A
KITCHEN / DINETTE CATEGORY - FIBERBOARD - WHITE QT 1203 (STD)	<input checked="" type="checkbox"/> BIANCO ANTICO GRANITE (STD)	<input checked="" type="checkbox"/> A * EDGE (STD)	B603-SC
LAUNDRY ROOM N/A	N/A	N/A	N/A

APPLIANCE PACKAGE

Standard Package

Std 31in Opening

PLUMBING FIXTURES

KITCHEN Sink Model <input checked="" type="checkbox"/> STANDARD Sink Faucet <input checked="" type="checkbox"/> STANDARD	KITCHEN Trim Baseboard & Casing <input checked="" type="checkbox"/> STANDARD Interior Doors <input checked="" type="checkbox"/> STANDARD - CARARRA SMOOTH	Levers <input checked="" type="checkbox"/> STANDARD Door Height STANDARD
TOILETS Master Ensuite <input checked="" type="checkbox"/> STANDARD Main Bathroom <input checked="" type="checkbox"/> STANDARD Powder Room N/A	Cornice Moulding / Medallion Foyer <input checked="" type="checkbox"/> STANDARD - #CTR-611 Living Room <input checked="" type="checkbox"/> STANDARD - #CTR-611 Dining Room <input checked="" type="checkbox"/> STANDARD - #CTR-611 Den N/A Master Bedroom NONE Bedroom 2 NONE Bedroom 3 N/A	Fireplace Fireplace N/A Location Flooring N/A Style N/A Finish N/A Marble N/A Hearth N/A
VANITY FAUCETS Master Ensuite <input checked="" type="checkbox"/> STANDARD Main Bathroom <input checked="" type="checkbox"/> STANDARD Powder Room N/A	Paint Throughout Walls STANDARD - OYSTER WHITE	Trim STANDARD - WHITE
VANITY SINKS Master Ensuite <input checked="" type="checkbox"/> STANDARD Main Bathroom <input checked="" type="checkbox"/> STANDARD Powder Room N/A		
SHOWER STALL / TUBS Master Ensuite Shower Stall <input checked="" type="checkbox"/> STANDARD Master Ensuite Tub N/A Main Bathroom Tub <input checked="" type="checkbox"/> STANDARD		

MISC. INSTALLATIONS

Ceramic Accessories (Installed by Vendor) <input checked="" type="checkbox"/> Yes <input type="checkbox"/> No	Bathroom Mirrors (Installed by Vendor) <input checked="" type="checkbox"/> Yes <input type="checkbox"/> No	Wire Shelving - Closet (Installed by Vendor) <input checked="" type="checkbox"/> Yes <input type="checkbox"/> No
---	--	--

Page 2 of 3

Decor Consultant:

Melissa Di Manno

Purchaser:

FANI ROMBIS

Vendor:

Hampton Place

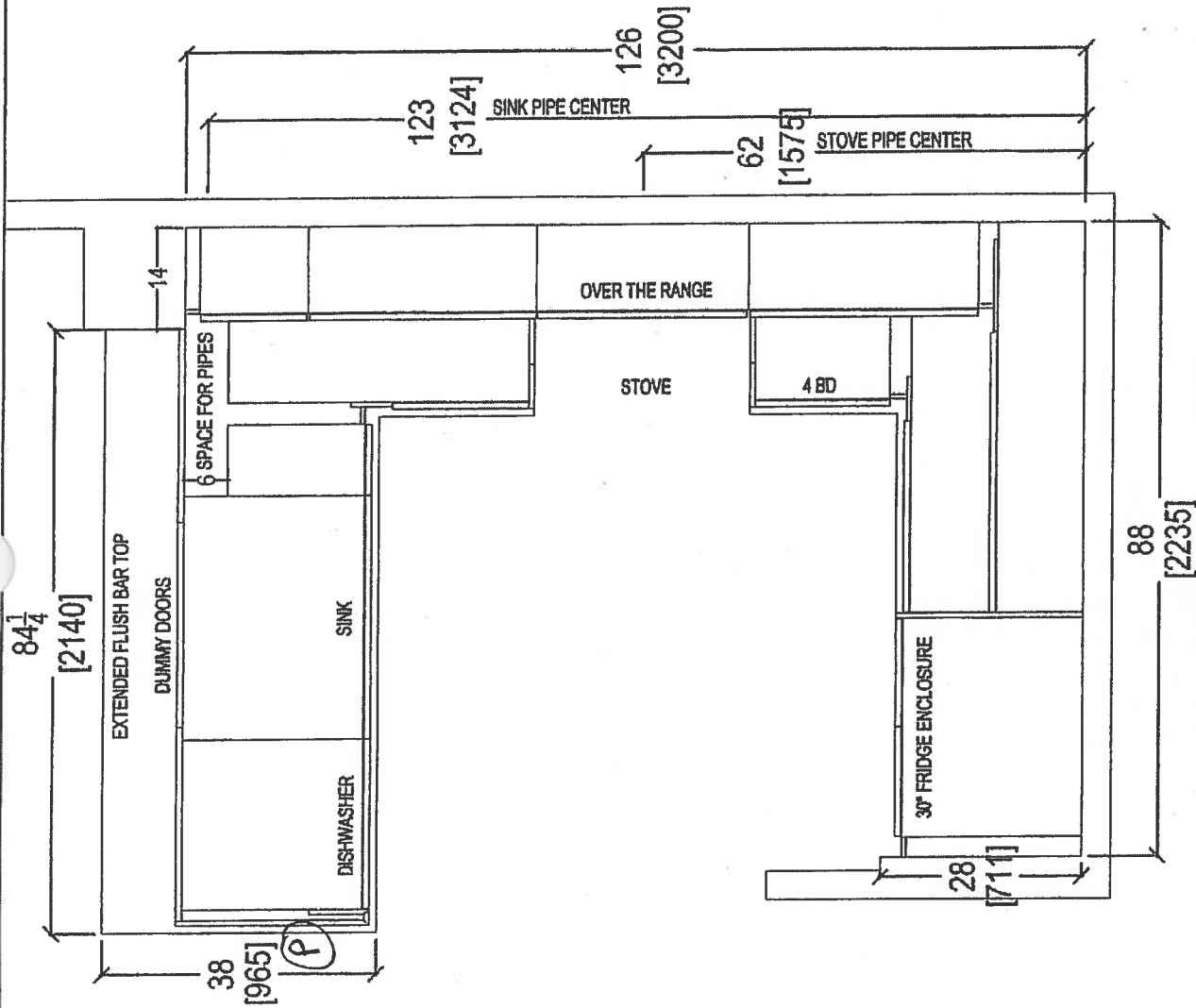
Printed Nov 17, 2017 11:09 am

Lot: 316 Project: Hampton Place Model: FLANDERS(2E1)FRONT

Suite 31/

Hampton

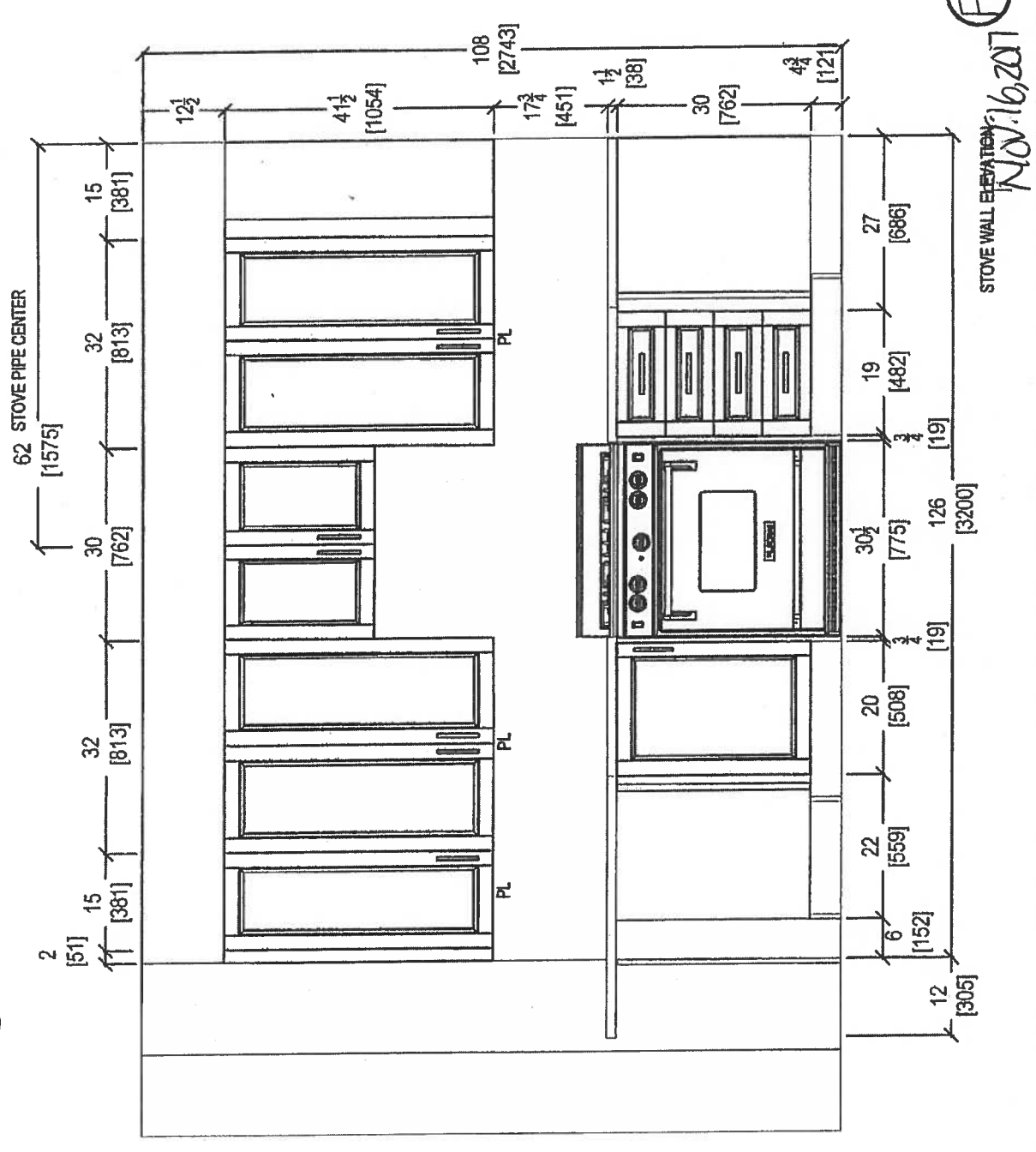
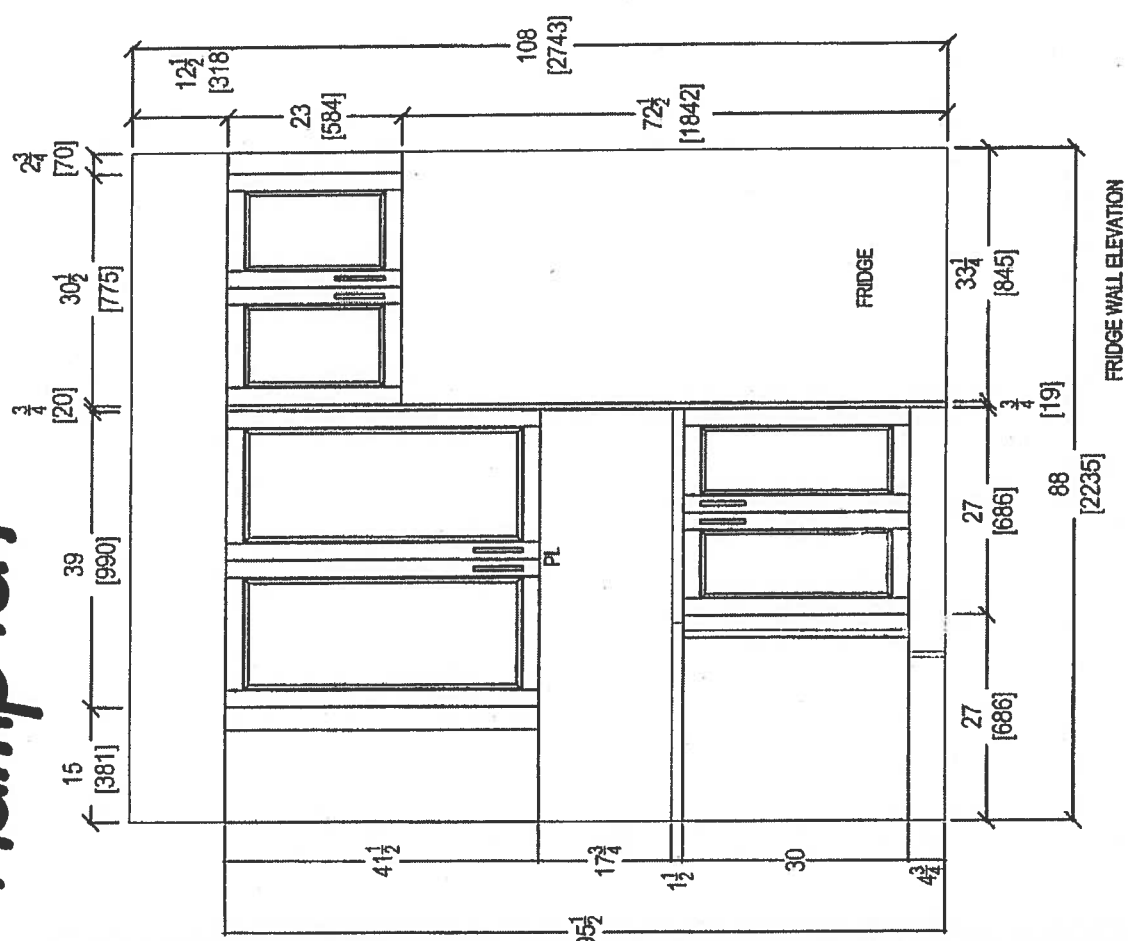
- ⊙ (P) = PLUG PENINSULA
- ⊙ STD APPLIANCE PACKAGE
- ⊙ (4x) = PUCK LIGHTS




Nov. 16, 2017 (P)

	CLIENT: ROYAL PINE HOMES	JOB NAME: 2E	ROOM: KITCHEN FLOOR PLAN	DRAWN BY: SK	COMMENTS: PLEASE NOTE ALL DIMENSIONS ARE NOT FINAL AND ARE SUBJECT TO CHANGE UPON FINAL SITE MEASURE	
	SITE: HAMPTON PLACE	DOOR STYLE: —	DOOR HANDLE: —	SCALE: 1/2" = 1' - 0"		
	PHONE: —	FINISH: —	DRW HANDLE: —	DATE: OCT 16, 2017		
	EMAIL: —	SPECIES: —	TOP: —	PAGE: —		

Suite 311
Hampton
PL → Rock Light



FR
NOV 16, 2017


 <i>your kitchen, your taste</i> 80 SANTE DRIVE, VAUGHAN, ON L4K 3C4, T: 416.746.1811 F: 905.761.5901	CLIENT: ROYAL PINE HOMES	JOB NAME: 2E	ROOM: KITCHEN	DRAWN BY: SK	COMMENTS: PLEASE NOTE ALL DIMENSIONS ARE NOT FINAL AND ARE SUBJECT TO CHANGE UPON FINAL SITE MEASURE
	SITE: HAMPTON PLACE	DOOR STYLE: —	DOOR HANDLE: —	SCALE: 1/2" = 1'-0"	
	PHONE: —	FINISH: —	DRW HANDLE: —	DATE: AUG 4, 2017	
	EMAIL: —	SPECIES: —	TOP: —	PAGE: —	



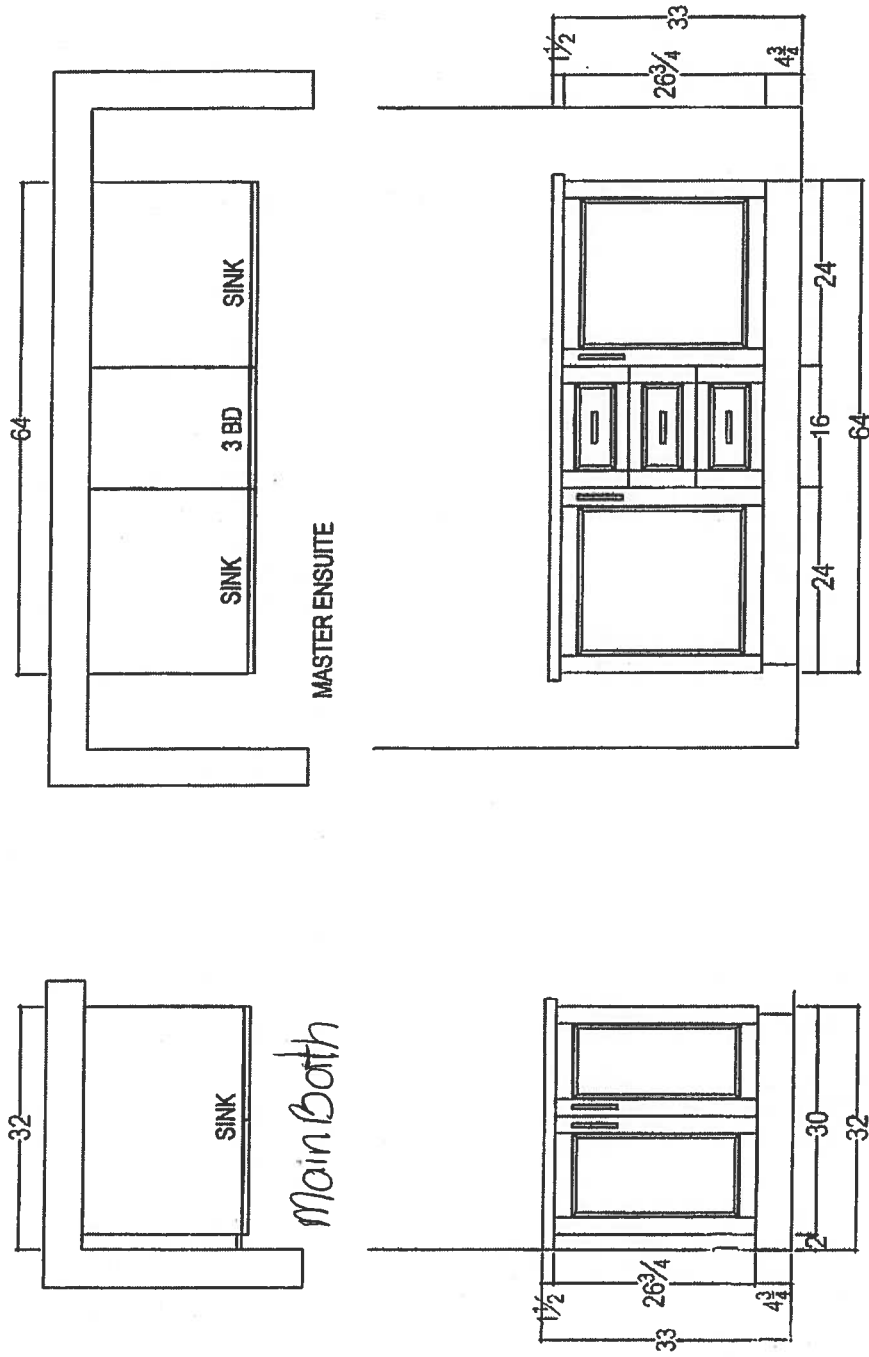
Nov. 6, 2017 (FR)




your kitchen, your taste.
80 SANTE DRIVE, VAUGHAN, ON L4K 3C4.
T: 416.748.1811 F: 905.761.5901

 <p><i>your kitchen. your taste.</i> 80 SANTE DRIVE, VAUGHAN, ON L4K 3C4. T: 416.746.1811 F: 905.761.5901</p>	CLIENT: ROYAL PINE HOMES	JOB NAME: 2E	ROOM: KITCHEN	DRAWN BY: SK	<p>COMMENTS:</p> <p>PLEASE NOTE ALL DIMENSIONS ARE NOT FINAL AND ARE SUBJECT TO CHANGE UPON FINAL SITE MEASURE</p>
	SITE: HAMPTON PLACE	DOOR STYLE: —	DOOR HANDLE: —	SCALE: 1/2" = 1' - 0"	
	PHONE: —	FINISH: —	DRW HANDLE: —	DATE: AUG 4, 2017	
	EMAIL: —	SPECIES: —	TOP: —	PAGE: —	

Suite 31k Hampton



Nov. 16, 2017 (FR)

 your kitchen, your life! 80 SANTE DRIVE, VAUGHAN, ON L4K 3C4, T: 416.748.1811 F: 905.761.5801	CLIENT: ROYAL PINE HOMES		JOB NAME: 2E	ROOM: KITCHEN FLOOR PLAN		DRAWN BY: SK		COMMENTS: PLEASE NOTE ALL DIMENSIONS ARE NOT FINAL AND ARE SUBJECT TO CHANGE UPON FINAL SITE MEASURE	
	SITE: HAMPTON PLACE		LOT #:	DOOR HANDLE: —		SCALE: 1/2" = 1' - 0"			
	PHONE: —		FINISH: —	DRW HANDLE: —		DATE: AUG 4, 2017			
	EMAIL: —		SPECIES: —	TOP: —		PAGE: —			

Suite 316 Hampton



WRT318FZDM

Standard



<http://www.whirlpool.com>

36 inch Wide Top-Freezer Refrigerator with
Flexi-Slide™ Bin - 18.2 cu. ft.

Key Features:

- Flexi-Slide™ Bin
- Frameless Glass Shelves
- Electronic Temperature Control
- Clear, Humidity Controlled Crispers

Product Dimensions:

Height: 65 7/8

Width: 29 3/4

Depth: 33 1/2


Additional Information:

[Use And Care Guide](#)

[Dimension Guide](#)

[Energy Guide](#)

[Warranty Certificate](#)




Available in:

- Black
- Monochromatic
- Stainless Steel
- White



©Registered trademark/TM Trademark of Whirlpool, U.S.A. © 2013 Whirlpool Corporation. All Rights Reserved
All other trademarks are owned by their respective companies
Because Whirlpool Corporation policy includes a continuous commitment to improve our products, we reserve the right to change materials and specifications without notice. We also reserve the right to discontinue or transition products without notice.
Manufacturer's Suggested Retail Price (MSRP) and Minimum Advertised Price (MAP) provided for reference purposes only. Dealer alone determines advertised and retail prices.
Created On: Monday, March 14, 2016 12:09:07

Suite 31b Hampton Standard



WEE510S0FS

Whirlpool® 4.8 cu. ft. Guided Electric Front Control Range
With The Easy-Wipe Ceramic Glass Cooktop

MSRP: \$1,149 00

Available Colors

<input checked="" type="checkbox"/>	Black Model: WEE510S0FB MAJOR APPLIANCE
<input checked="" type="checkbox"/>	Black-on-Stainless Model: WEE510S0FS MAJOR APPLIANCE
<input type="checkbox"/>	White Model: WEE510S0FW MAJOR APPLIANCE

Dimensions

Depth	28 15/16 Inches
Width	29 7/8 Inches
Gross Weight	172 LB

Dimensions shown are for planning purposes only. For complete information, see Installation Instructions packed with product.

Specifications

Cooktop Features

Cooktop Element Style	Smoothtop
Cooktop Surface Color	Color Coordinated Black on Stainless
Cooktop Surface Material	Glass
Number of Cooking Element-Burners	4
Left Front Element-Burner Power	3000W
Left Front Element-Burner Size	9"6"
Front Element-Burner Type	Dual
Rear Element-Burner Power	1200W
Left Rear Element-Burner Size	6"
Left Rear Element-Burner Type	Radiant
Right Front Element-Burner Power	3000W
Right Front Element-Burner Size	9"6"
Right Front Element-Burner Type	Dual
Right Rear Element-Burner Power	1200W
Right Rear Element-Burner Size	6"
Right Rear Element-Burner Type	Radiant

Oven Features

Number of Oven Lights	1
Hot Surface Indicator Light	Yes
Power On Indicator Light	Yes
Light Type	Incandescent
Oven Rack Type	Standard (Both)

Controls

Drawer Type	Storage Drawer
Selections	Clock; Timer; Warm Hold; Delay Start; Cook Time Indicator; Control Lock; Automatic Door Latch; Audible Signal; Sabbath Mode; Frozen Bake
ADA Compliant	ADA Height and Operation Compliant

Dimensions

Depth	28 15/16 Inches
Width	29 7/8 Inches

General

ADA Compliant	ADA Height and Operation Compliant
---------------	------------------------------------

Key Features

Frozen Bake™ Technology
Guided Cooktop Controls
FlexHeat™ Dual Radiant Elements
Adjustable Self-Cleaning
Easy-Wipe Ceramic Glass Cooktop
Temperature Sensor
4.8 Cu. Ft. Capacity
Keep Warm Option
Closed Door Broiling
Delay Cook
Sabbath Mode
Star-K Certified
ADA Compliant
#1 Selling Appliance Brand in the U.S.A.

Product Literature

Warranty(33.12 KB)
Owners Manual(502.10 KB)
Installation Instructions(995.40 KB)
Dimension Guide(124.36 KB)

You may need to install Adobe Acrobat Reader to view these documents.

UPC Listing

Model "WEE510S0FB" UPC: 883049391939
Model "WEE510S0FS" UPC: 883049391946
Model "WEE510S0FW" UPC: 883049391922

Suite 316 Standard Hampton



WMH31017FS

Whirlpool®

1 cu. ft. Microwave Hood Combination with
Electronic Controls

<http://www.whirlpool.com>

Key Features:

- Microwave Presets
- Electronic Touch Controls
- Dishwasher-Safe Turntable Plate
- 2-Speed, 300 CFM Vent Fan
- Add 30 Seconds Option
- Adjustable Cooktop Lighting
- #1 Selling Appliance Brand in the U.S.A.

Product Dimensions:

Height: 17 1/4

Width: 29 15/16

Depth: 17 7/8


Additional Information:

[Use And Care Guide](#)

[Dimension Guide](#)

[Installation Guide](#)

[Warranty Certificate](#)



Available in:

- Black
- Silver
- Stainless Steel
- White

©Registered trademark/TM, Trademark of Whirlpool, U.S.A. © 2016 Whirlpool Corporation. All Rights Reserved.
All other trademarks are owned by their respective companies.
Because Whirlpool Corporation policy includes a continuous commitment to improve our products, we reserve the right to change materials and specifications without notice. We also reserve the right to discontinue or transition products without notice.
Manufacturer's Suggested Retail Price (MSRP) and Minimum Advertised Price (MAP) provided for reference purposes only. Dealer alone determines advertised and retail prices.
Created On: Tuesday, February 07, 2017 12:20:03

Suite 31b Standard Hampton




WDF330PAHS

Whirlpool

Heavy-Duty Dishwasher with 1-hour Wash Cycle

<http://www.whirlpool.com>



Key Features:

- 1-Hour Wash Cycle
- No One Has Fewer Repairs 20 Years in a Row
- Soil Sensor
- Normal Cycle
- Heavy Cycle
- High Temperature Wash Option
- Heated Dry Option
- Designed, Engineered and Assembled in the U.S.A. with American Pride

Product Dimensions:

Height: 34 1/2

Width: 23 7/8

Depth: 24 1/2

Additional Information:

[Use And Care Guide](#)

[Dimension Guide](#)

[Installation Guide](#)

[Energy Guide](#)

[Warranty Certificate](#)

INVESTED
IN
AMERICA



©Registered trademark/TM Trademark of Whirlpool, U.S.A. © 2016 Whirlpool Corporation. All Rights Reserved.
All other trademarks are owned by their respective companies.
Because Whirlpool Corporation policy includes a continuous commitment to improve our products, we reserve the right to change materials and specifications without notice. We also reserve the right to discontinue or transition products without notice.
Manufacturer's Suggested Retail Price (MSRP) and Minimum Advertised Price (MAP) provided for reference purposes only. Dealer alone determines advertised and retail prices.
Created On: Wednesday, April 19, 2017 10:48:05

Suite 316 Standard Hampton




WET4027EW

Combination Washer/Electric Dryer



<http://www.whirlpool.com>



Key Features:

- HE Agitator with Fabric Softener Cap
- White Porcelain Basket
- AutoDry™ Drying System
- 3 Drying Temperatures
- 2.5 Cu. Ft. Washer Capacity
- 5.9 Cu. Ft. Dryer Capacity
- Fabric Softener Dispenser
- Bleach Dispenser

Product Dimensions:

Height: 71 3/4

Width: 27 1/2

Depth: 32

Electrical Requirements:

30.

Additional Information:

[Use And Care Guide](#)

[Dimension Guide](#)

[Installation Guide](#)

[Energy Guide](#)

[Warranty Certificate](#)

Available in:

☐ White

INVESTED
IN
AMERICA



®Registered trademark/TM Trademark of Whirlpool, U.S.A. © 2013 Whirlpool Corporation. All Rights Reserved.
All other trademarks are owned by their respective companies.
Because Whirlpool Corporation includes a continuous commitment to improve our products, we reserve the right to change materials and specifications without notice. We also reserve the right to discontinue or transition products without notice.
Manufacturer's Suggested Retail Price (MSRP) and Minimum Advertised Price (MAP) provided for reference purposes only. Dealer alone determines advertised and retail prices.
Created On: Friday, March 11 2016 12:26:17

Suite 316
Hampton

FR

Nov. 16, 2017

CONNOLLY

Marble & Granite Ltd.

EDGE
DETAILS

004

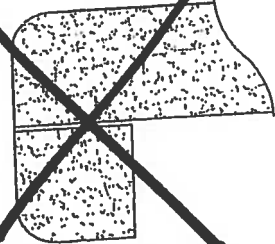
A.



STRAIGHT EDGE
(STANDARD - 3/4")

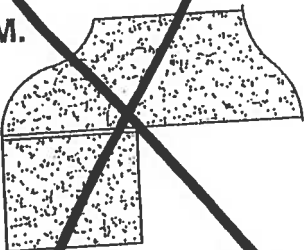
Standard:
Kitchen
Main Bath
Master Ensuite

~~I.~~



~~DOUBLE TOP "D" EDGE
(STANDARD - 1 1/2")~~

~~M.~~



~~OGE - SQUARE EDGE
(MED./HIGH - 1 1/2")~~

EDGING UP-GRADE OPTIONS



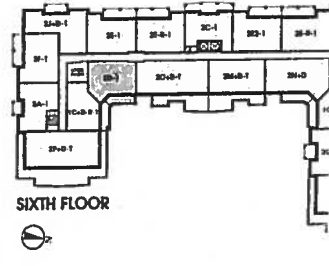
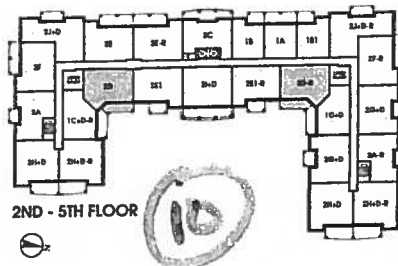
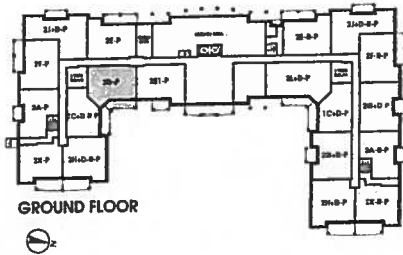
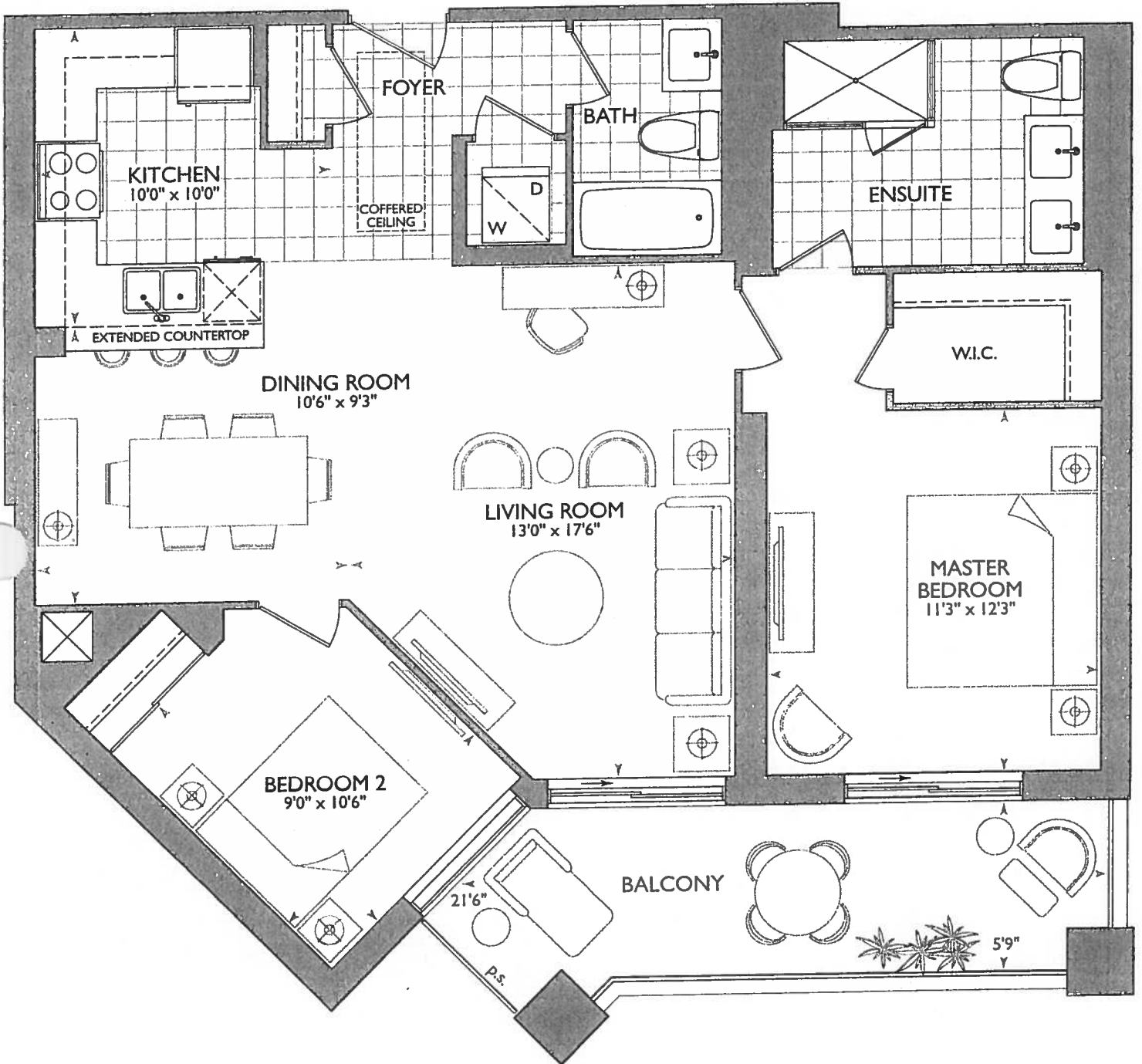
Remsenburg

1,031 SQ FT *plus* 124 sq. ft. of balcony area

Suite #317

ORIGINAL
LAYOUT

INVENTORY
SUITE

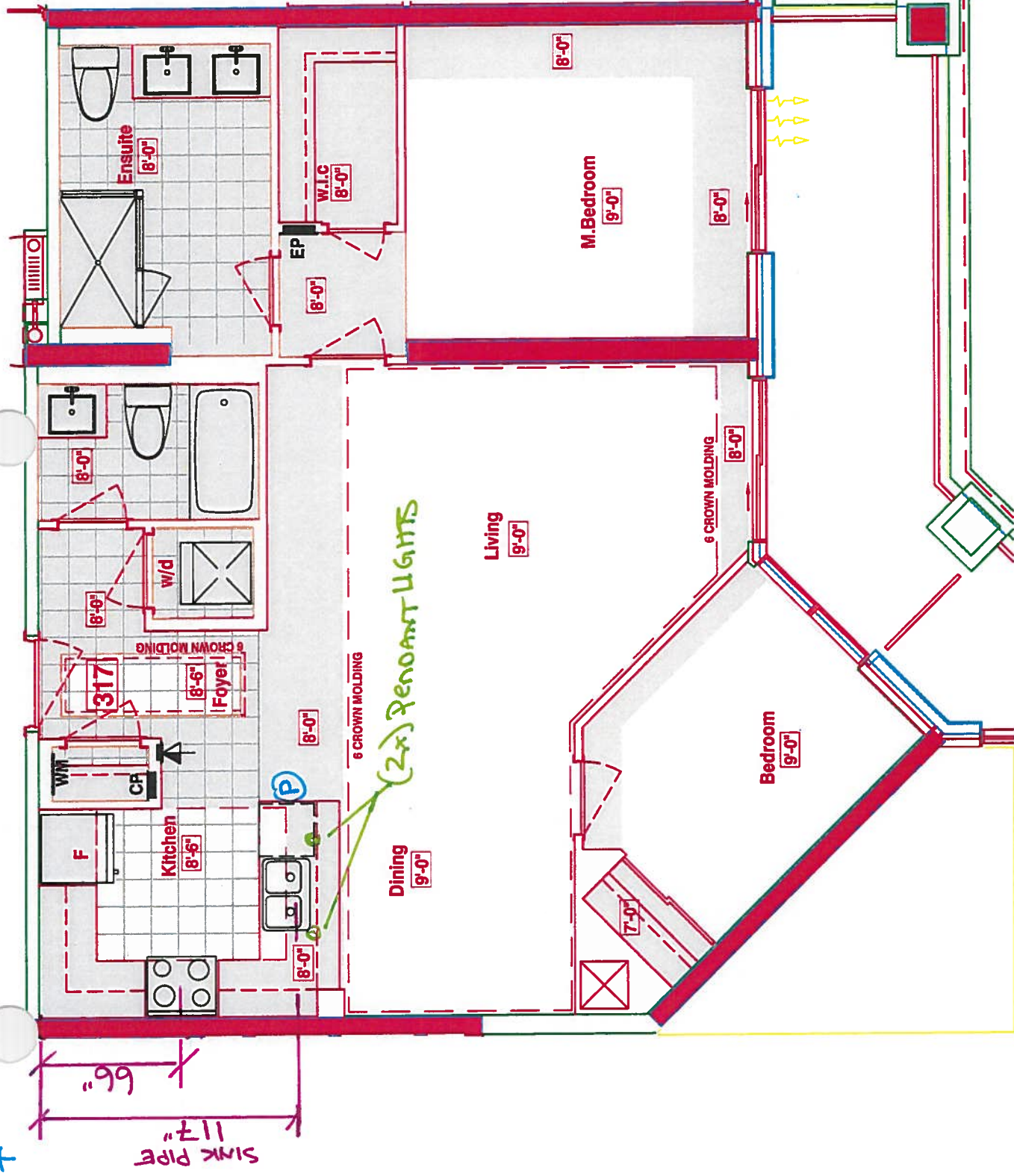


Suite 317
Inventory
Suite

$\sqrt{2\pi}$

OPTION OF USING

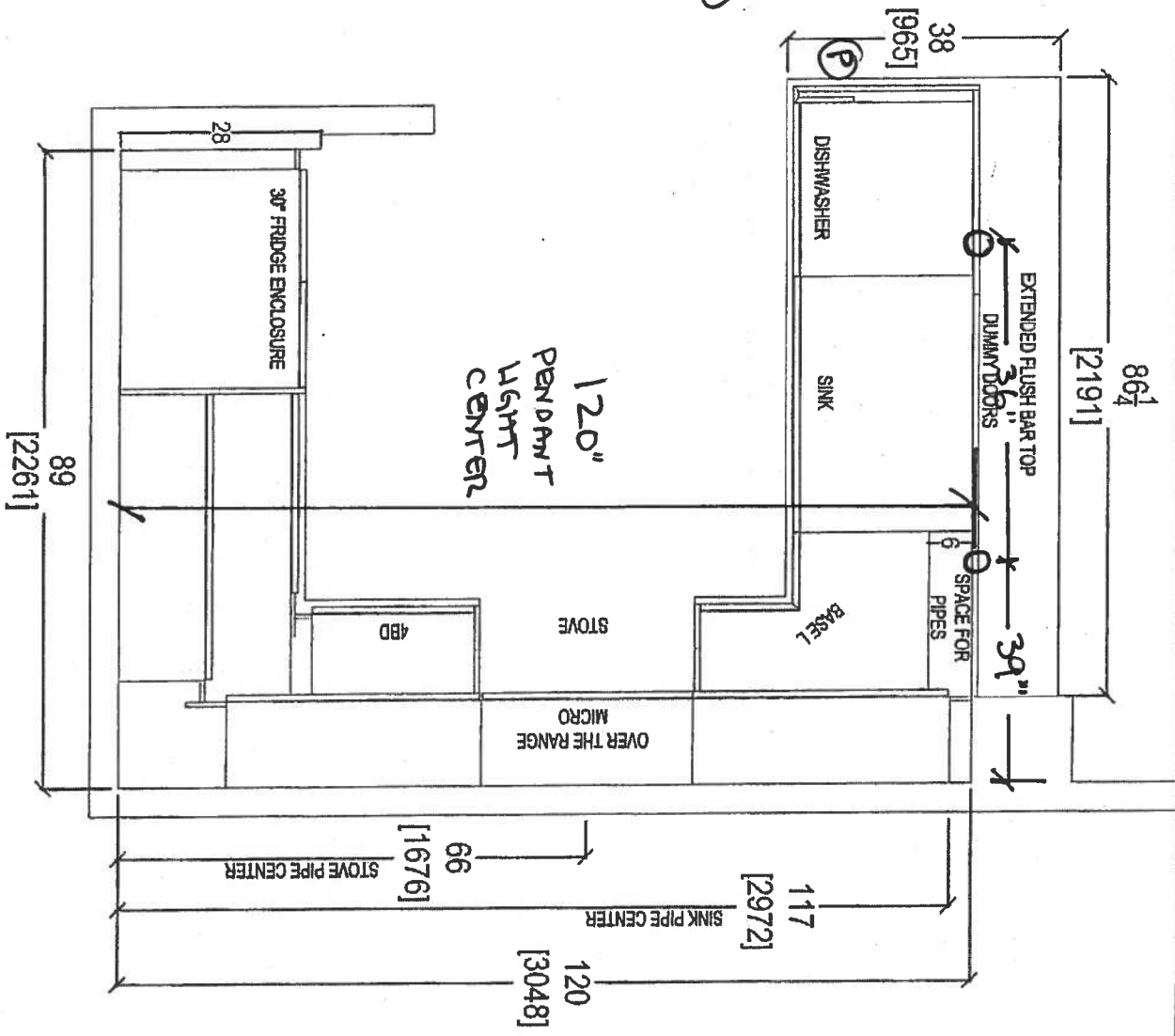
- STD KITCHEN LAYOUT W/
STD APPLIANCE PACKAGE
OR
- UPG #1 - KITCHEN LAYOUT W/
UPG #1 - APPLIANCE PACKAGE
- (P) = PLUG PENINSULA
- See SEPARATE OPTION
LAYOUTS

**SUITE 317 - REMSENBURG**

■ Royal Pine Homes ■ 25 Baker Hill Blvd - Stauffville, ON ■ Feb 14, 2018

Suite #317 (Inventory)

- SMO KITCHEN LAYOUT
- SMO APPLIANCE PACKAGE
- (P) = PLUG PENINSULA
- 3x = PUCK LIGHTS
- 2x = PENDANT LIGHTS (UPG)
- OVER PENINSULA



RECEIVED
1 AUG 2017

CLIENT: ROYAL PINE HOMES

JOB NAME: 2D-P

ROOM: KITCHEN FLOOR PLAN

DRAWN BY: SK

COMMENTS:

SITE: HAMPTON PLACE

DOOR STYLE: —

DOOR HANDLE: —

SCALE: 1/2" = 1' - 0"

PLEASE NOTE ALL DIMENSIONS ARE NOT FINAL AND ARE SUBJECT TO CHANGE UPON FINAL SITE MEASURE

PHONE: —

FINISH: —

DRW HANDLE: —

DATE: AUG 4, 2017

EMAIL: —

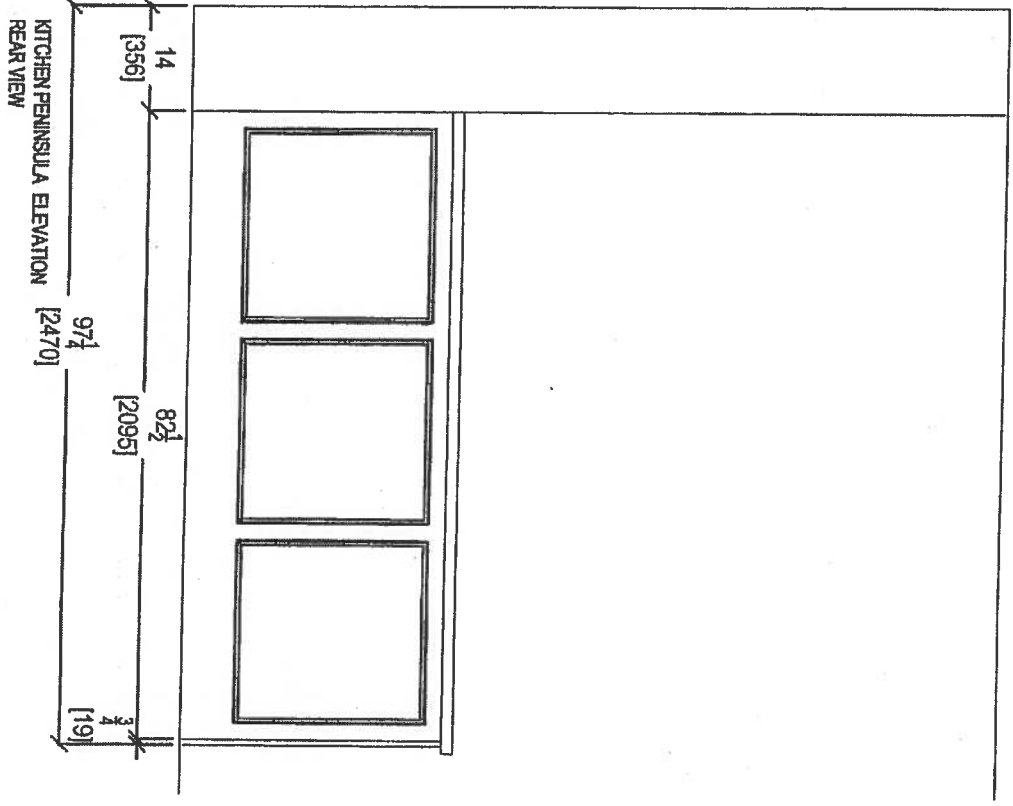
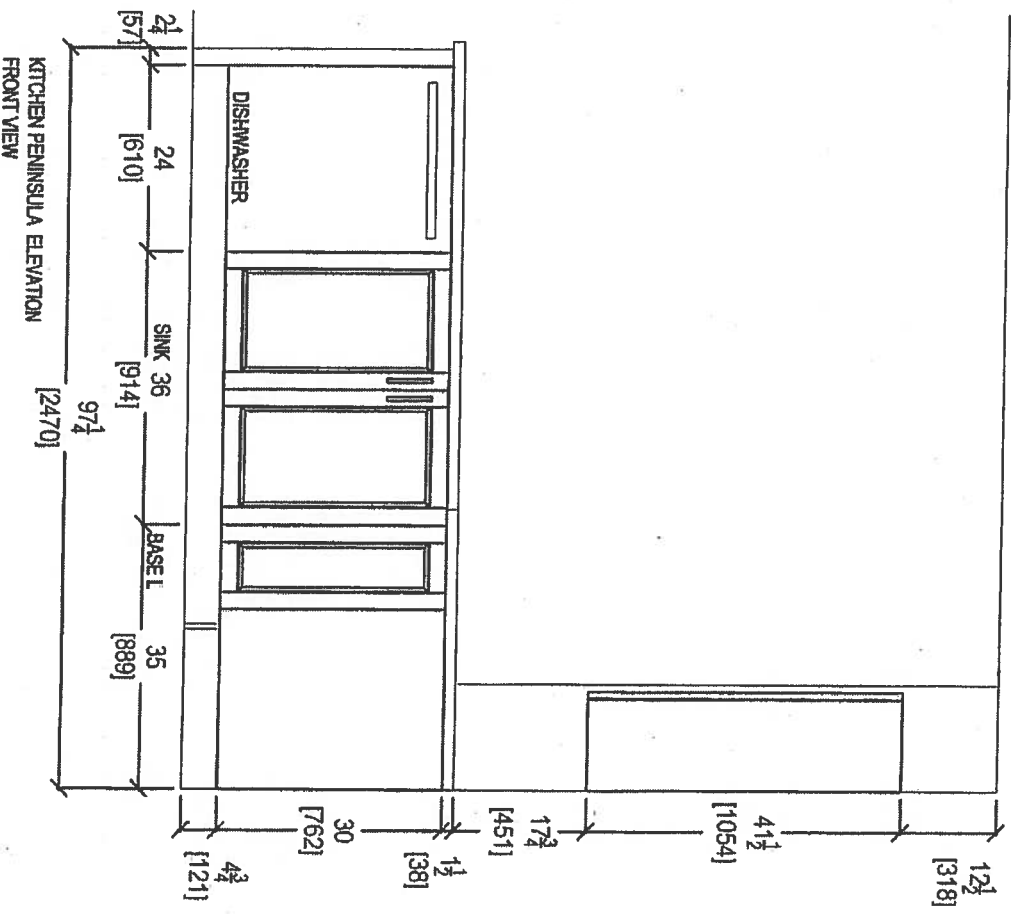
SPECIES: —

TOP: —

PAGE: —



80 SANTE DRIVE, VAUGHAN, ONT L4K 3C4,
T: 416.740.1811 F: 416.740.1812

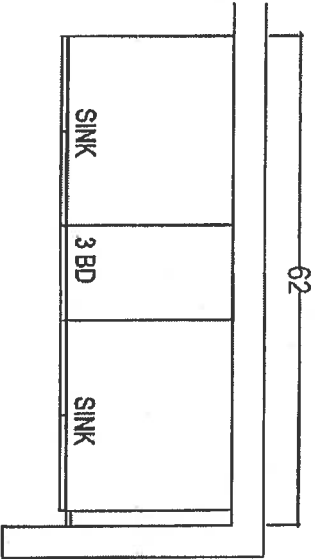


80 SANTE DRIVE, VAUGHAN, ON L4K 3C4,
T: 416.748.1811 F: 416.748.1801

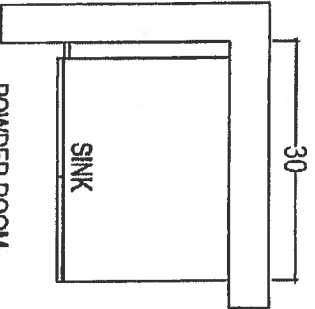
CLIENT: ROYAL PINE HOMES	JOB NAME: 2D-P	ROOM: KITCHEN	DRAWN BY: SK
SITE: HAMPTON PLACE	DOOR STYLE: —	DOOR HANDLE: —	SCALE: 1/2" = 1'-0"
PHONE: —	FINISH: —	DRW HANDLE: —	DATE: AUG 4, 2017
EMAIL: —	SPECIES: —	TOP: —	PAGE: —

RECEIVED
Rev. C.17

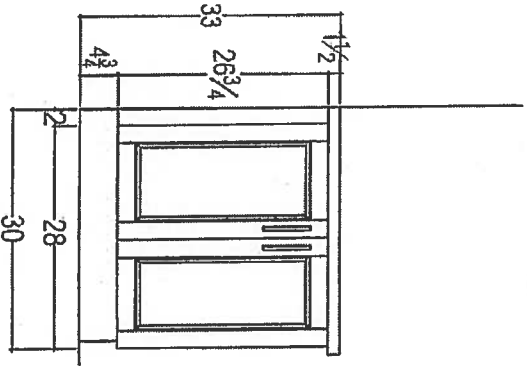
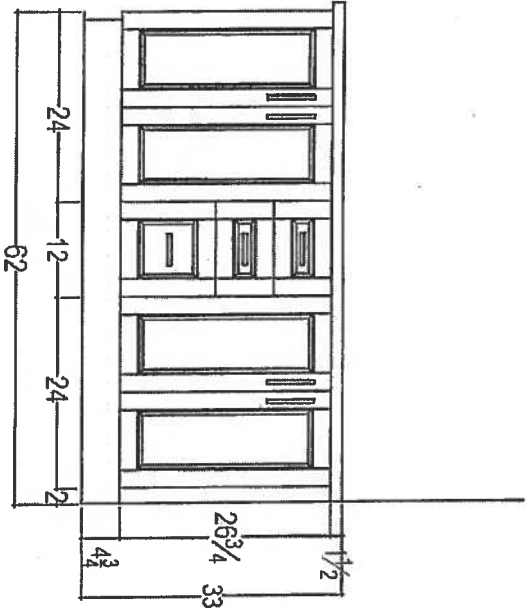
COMMENTS:
PLEASE NOTE ALL DIMENSIONS
ARE NOT FINAL AND ARE
SUBJECT TO CHANGE UPON
FINAL SITE MEASURE




MASTER ENSUITE



POWDER ROOM

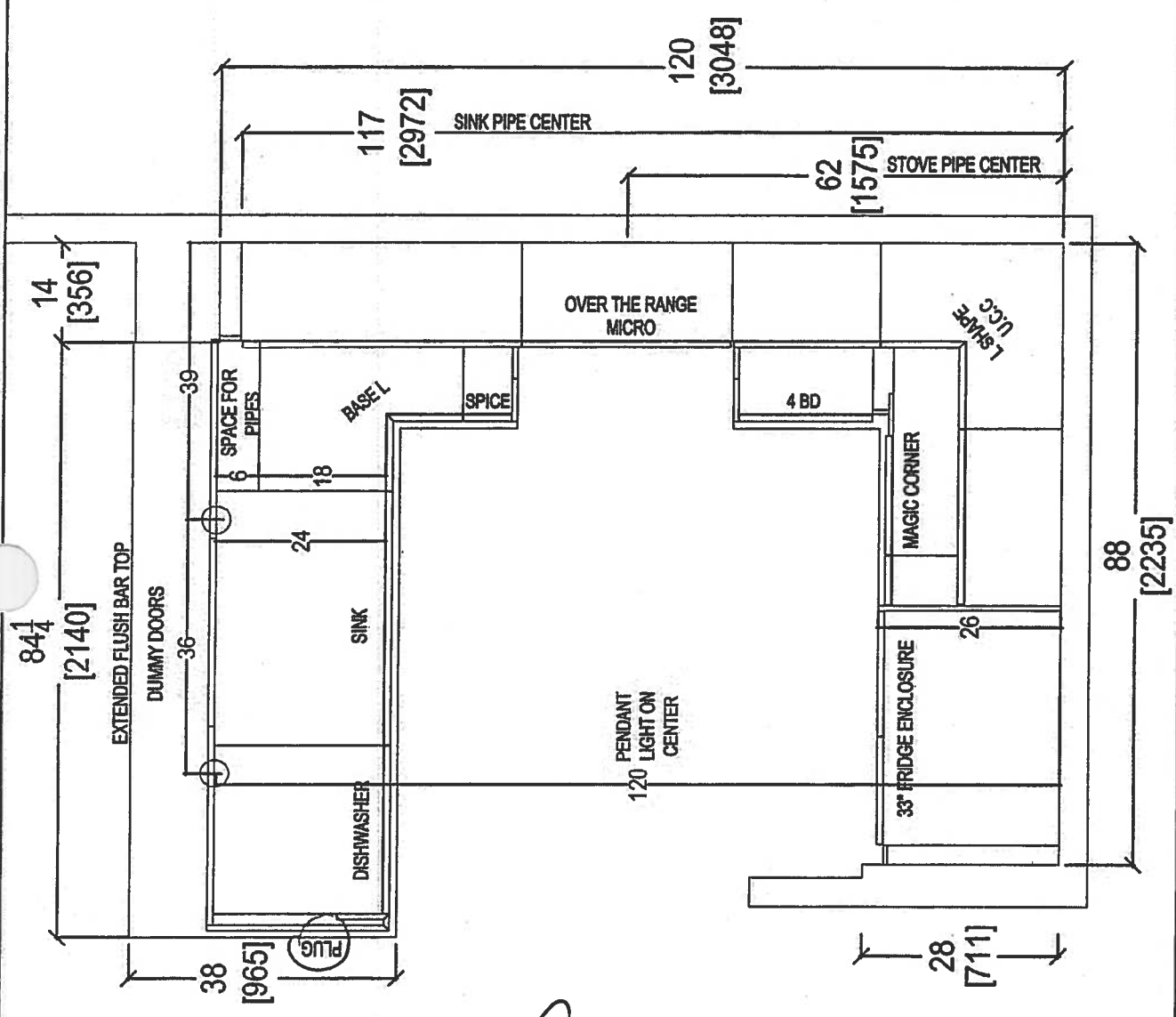


RECEIVED
12/28/18

 <p>your kitchen.</p> <p>80 SANTE DRIVE, VAUGHAN, ONT. M4A 1B1 T: 416.746.1811 F: 416.746.1812</p>		<p>CLIENT: ROYAL PINE HOMES</p> <p>JOB NAME: 2D-P</p> <p>ROOM: VANITIES</p> <p>DRAWN BY: SK</p>		<p>COMMENTS:</p> <p>PLEASE NOTE ALL DIMENSIONS ARE NOT FINAL AND ARE SUBJECT TO CHANGE UPON FINAL SITE MEASURE</p>
<p>SITE: HAMPTON PLACE</p> <p>DOOR STYLE: —</p>		<p>DOOR HANDLE: —</p> <p>SCALE: 1/2" = 1'-0"</p>		
<p>PHONE: —</p> <p>FINISH: —</p>		<p>DRAW HANDLE: —</p> <p>DATE: AUG 4, 2017</p>		
<p>EMAIL: —</p> <p>SPECIES: —</p>		<p>TOP: —</p> <p>PAGE: —</p>		

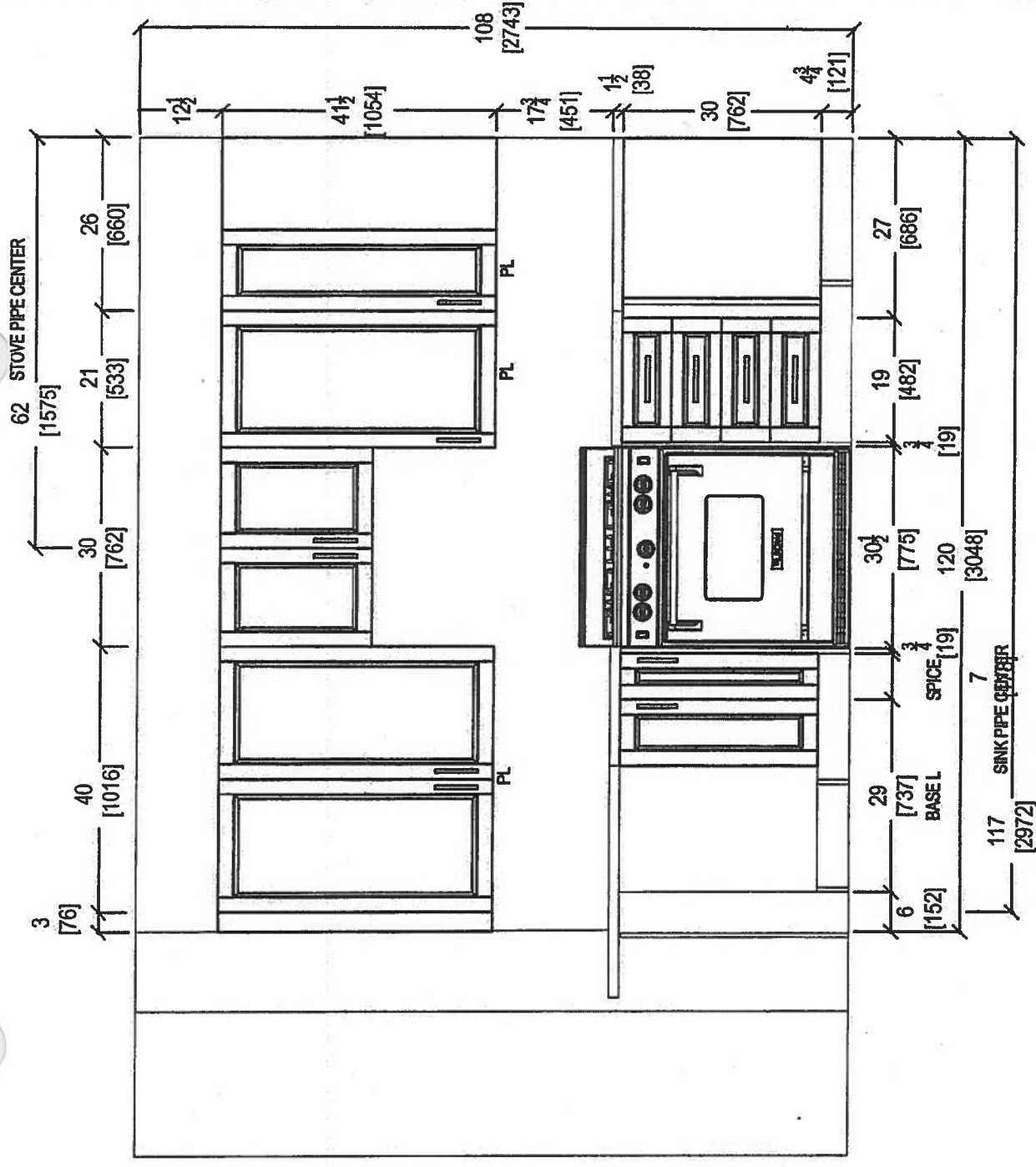
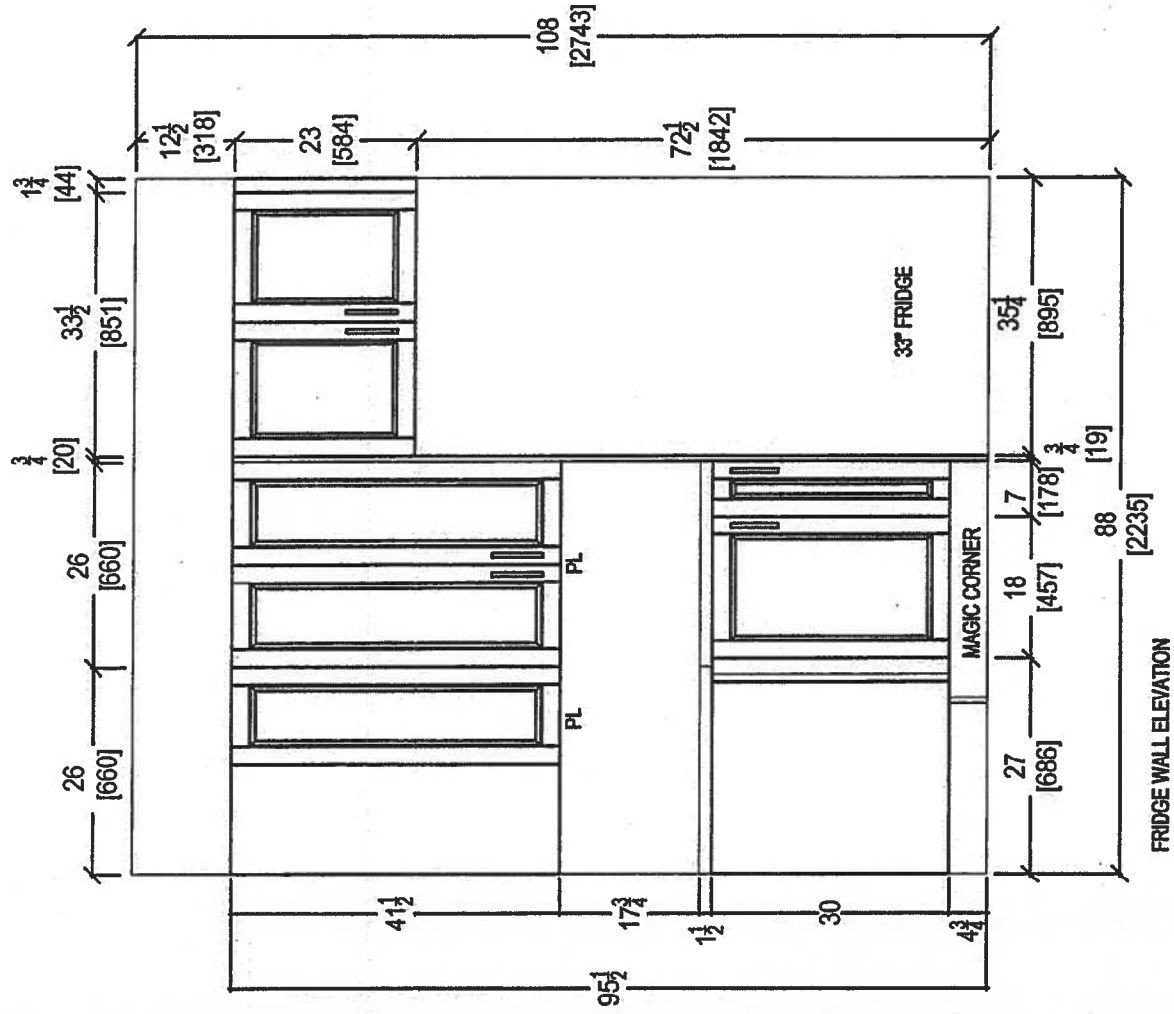
SUITE # 317 (INVENTORY)
OPTIONAL
UPG #1 - KITCHEN LAYOUT
WITH UPG #1 APPLIANCE
PACKAGE


- (P) = PLUG PENINSULA
- (5x) = PUCK LIGHTS (3x ARE STD)
- (2x) = PENDANT LIGHTS UPG
OVER PENINSULA

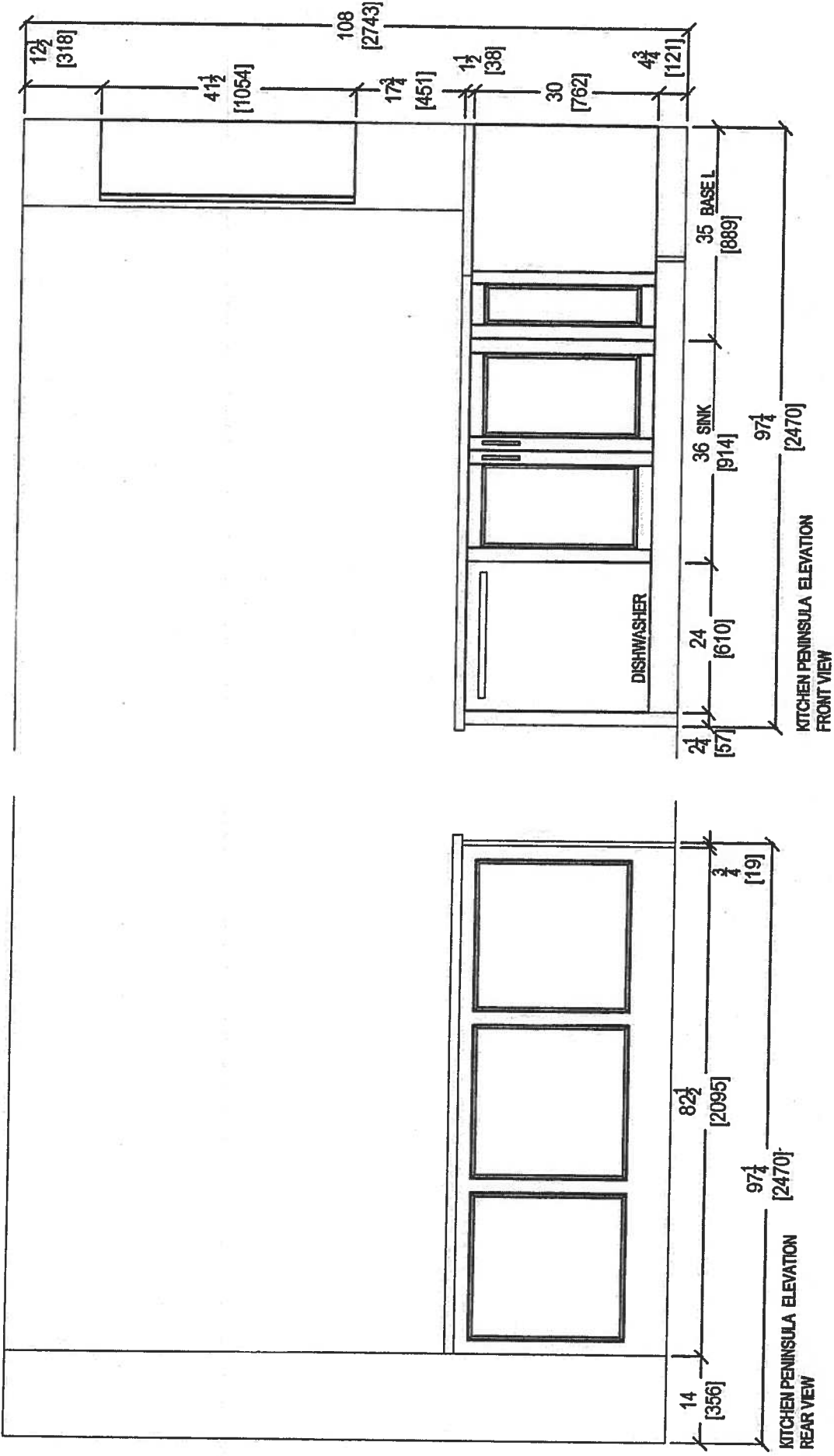


80 SANTE DRIVE, VAUGHAN, ON L4K 3C4,
T: 416.746.1811 F: 905.761.5901

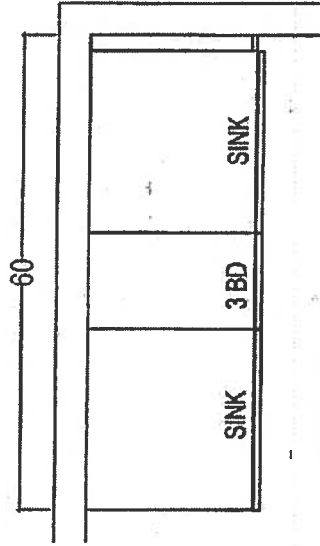
CLIENT: ROYAL PINE HOMES		JOB NAME: UNIT 317 HMP	ROOM: KITCHEN	DRAWN BY: SK	COMMENTS: PLEASE NOTE ALL DIMENSIONS ARE NOT FINAL AND ARE SUBJECT TO CHANGE UPON FINAL SITE MEASURE	
SITE: HAMPTON PLACE	DOOR STYLE: —	DOOR HANDLE: —	SCALE: 1/2" = 1' - 0"			
PHONE: —	FINISH: —	DRW HANDLE: —	DATE: FEB 13, 2018			
EMAIL: —	SPECIES: —	TOP: —	PAGE: —			



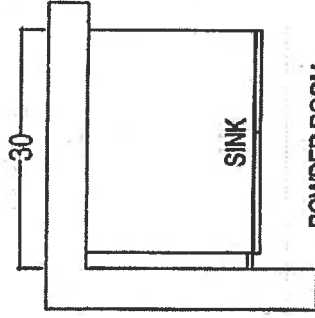
 <p><i>your kitchen, your taste.</i> 80 SANTE DRIVE, VAUGHAN, ON L4K 3C4, T: 416.746.1811 F: 905.761.5901</p>	CLIENT: ROYAL PINE HOMES	JOB NAME: UNIT 317 HMP	ROOM: KITCHEN	DRAWN BY: SK	COMMENTS: PLEASE NOTE ALL DIMENSIONS ARE NOT FINAL AND ARE SUBJECT TO CHANGE UPON FINAL SITE MEASURE
	SITE: HAMPTON PLACE	DOOR STYLE: —	DOOR HANDLE: —	SCALE: 1/2" = 1' - 0"	
	PHONE: —	FINISH: —	DRW HANDLE: —	DATE: FEB 13, 2018	
	EMAIL: —	SPECIES: —	TOP: —	PAGE: —	



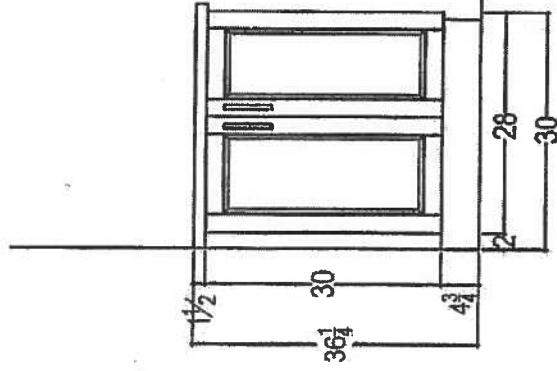
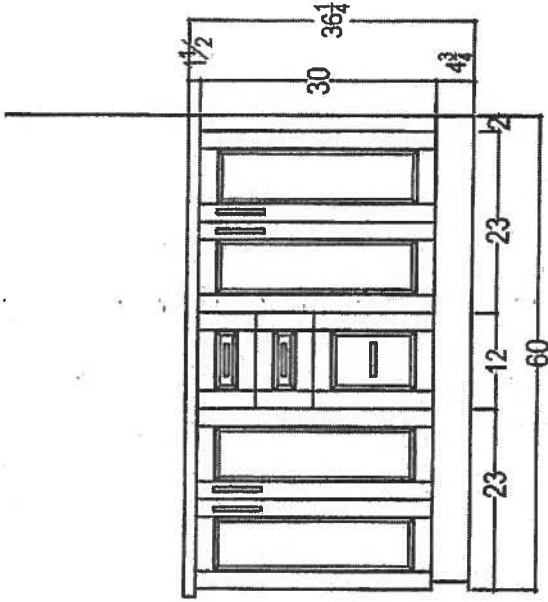
 <p><i>your kitchen, your taste.</i> 80 SANTE DRIVE, VAUGHAN, ON L4K 3C4, T: 416.746.1811 F: 905.761.9901</p>	CLIENT: ROYAL PINE HOMES	JOB NAME: UNIT 317 HMP	ROOM: KITCHEN	DRAWN BY: SK	COMMENTS: PLEASE NOTE ALL DIMENSIONS ARE NOT FINAL AND ARE SUBJECT TO CHANGE UPON FINAL SITE MEASURE
	SITE: HAMPTON PLACE	DOOR STYLE: —	DOOR HANDLE: —	SCALE: 1/2" = 1' - 0"	
	PHONE: —	FINISH: —	DRW HANDLE: —	DATE: FEB 13, 2018	
	EMAIL: —	SPECIES: —	TOP: —	PAGE: —	



MASTER ENSUITE



POWDER ROOM



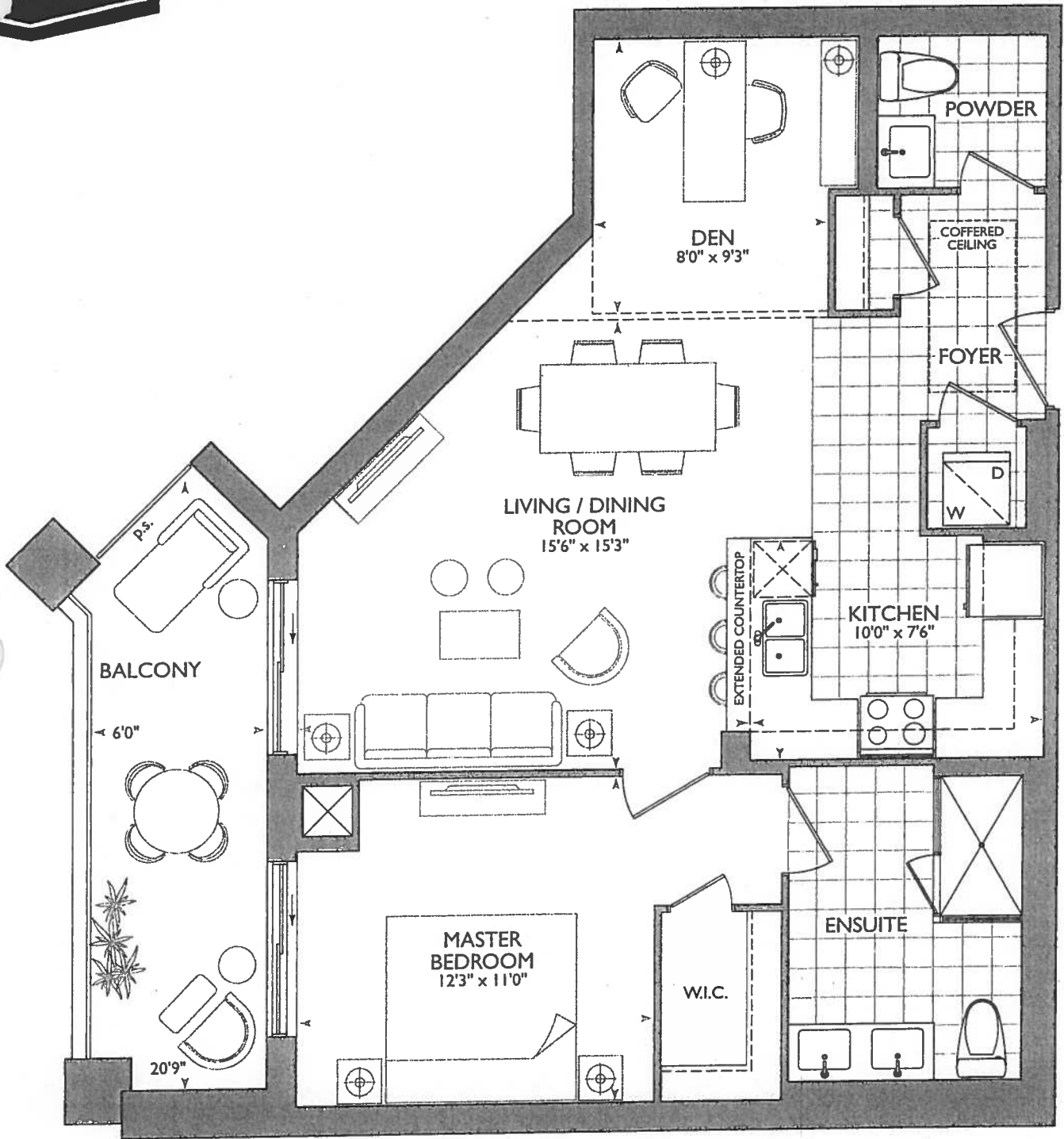
CLIENT: ROYAL PINE HOMES	JOB NAME: UNIT 317 HMP	ROOM:	DRAWN BY: SK	COMMENTS: PLEASE NOTE ALL DIMENSIONS ARE NOT FINAL AND ARE SUBJECT TO CHANGE UPON FINAL SITE MEASURE
SITE: HAMPTON PLACE	DOOR STYLE: —	DOOR HANDLE: —	SCALE: 1/2" = 1' - 0"	
PHONE: —	FINISH: —	DRW HANDLE: —	DATE: FEB 14, 2018	
EMAIL: —	SPECIES: —	TOP: —	PAGE: —	



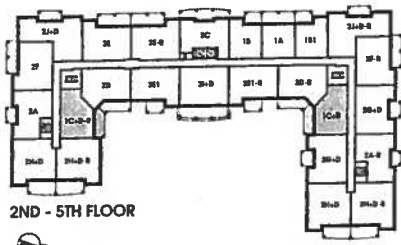
Sag Harbor

878 SQ FT *plus 119 sq. ft. of balcony area*

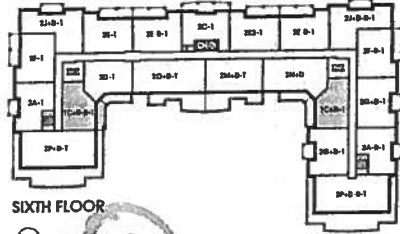
SUITE 318
ORIGINAL LAYOUT
INVENTORY
SUITE



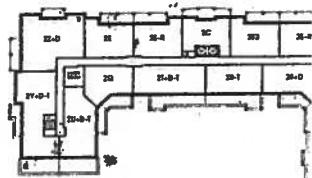
1 FLOOR



2ND - 5TH FLOOR



SIXTH FLOOR



SEVENTH FLOOR



13

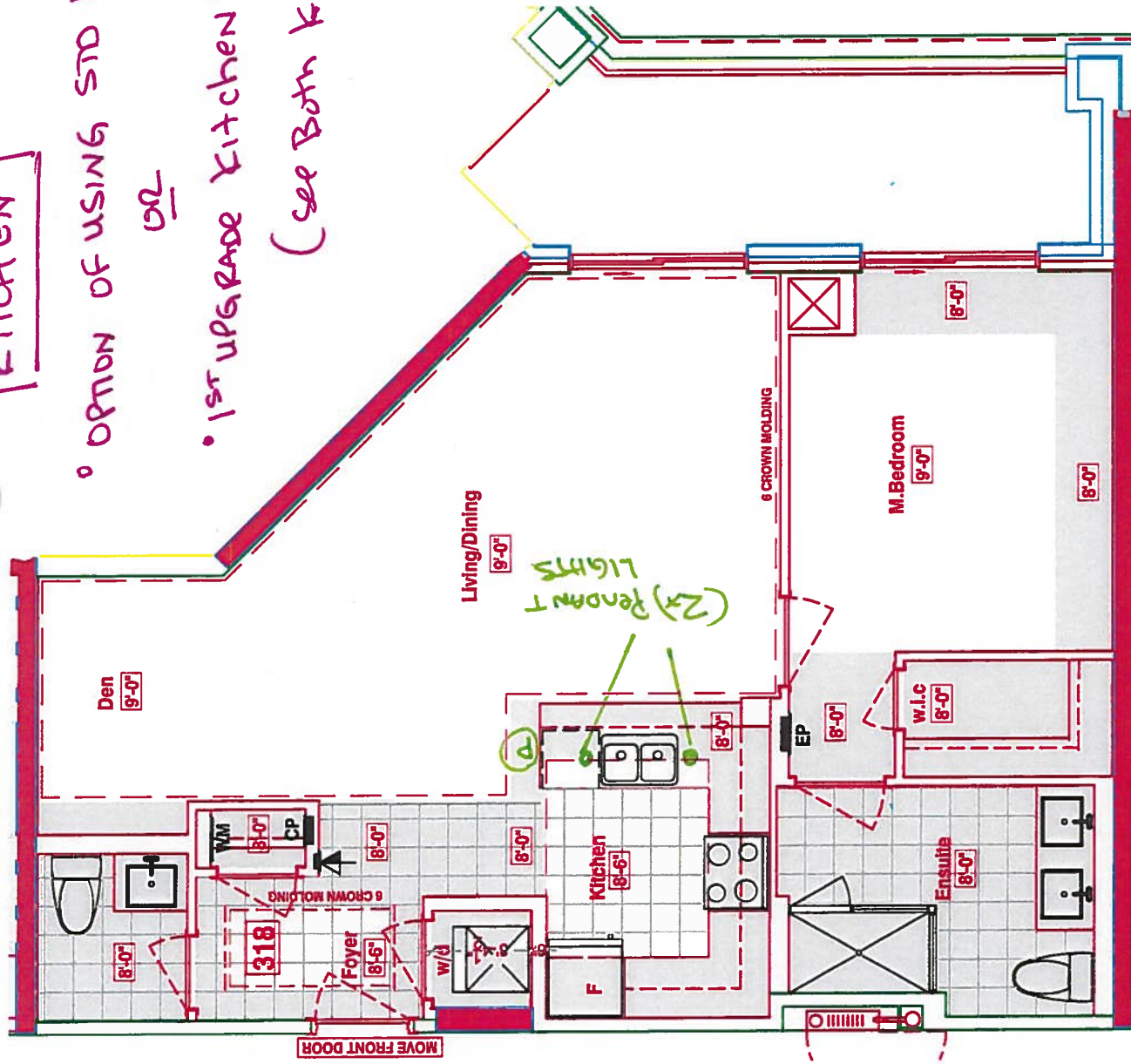
SAG HARBOUR: 318

- MOVE FRONT DOOR (FOR 6" WALL BEHIND WASHER/ DRYER)

* MOVE FRONT DOOR*
 Due to 6" STRAP WALL
 BEHIND WASH/DRYER

KITCHEN

- ° OPTION OF USING STD KITCHEN LAYOUT W/ STD APPLIANCE PACKAGES OR
- 1ST UPGRADE KITCHEN LAYOUT W/ UPG. 1ST APPLIANCE PACKAGES (see Both Kitchen OPT.)



6" WALL BEHIND W/D
ELIMINATE JOG AT FRIDGE WALL

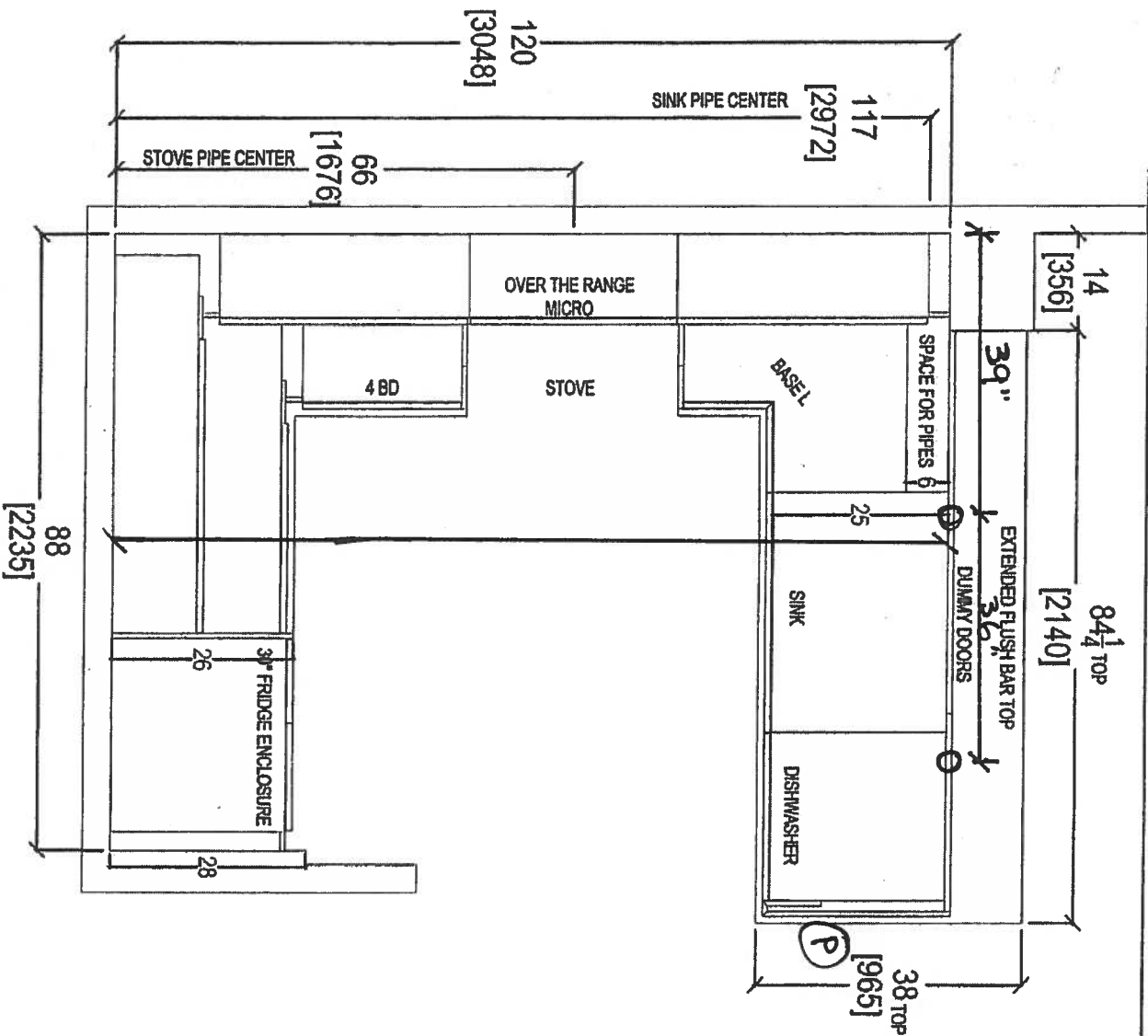
LEGEND:

- SP SECURITY PANEL
- EP ELECTRICAL PANEL
- CP COMMUNICATION PANEL
- WM WATER METER
- F FRIDGE
- DROPPED AREA
- - - 6" CROWN MOLDING

Suite 318

STD KITCHEN LAYOUT
w/ STD APPLIANCE
PACKAGE

- (P) Plug Peninsula
- 3x = Puck Lights (STD)
- 2x = Pendant Lights
over Peninsula (4PK)



RECEIVED
NOV 6 17

QTH

your kitchen, your suite
80 SANTE DRIVE, VAUGHAN, ON L4K 3C4,
T: 416.746.1611 F: 907.1901

CLIENT: ROYAL PINE HOMES

SITE: HAMPTON PLACE

PHONE: —

EMAIL: —

1C+D SAG HARBOR

DOOR STYLE: —

FINISH: —

SPECIES: —

ROOM: KITCHEN FLOOR PLAN

DOOR HANDLE: —

DRW HANDLE: —

TOP: —

DRAWN BY: SK

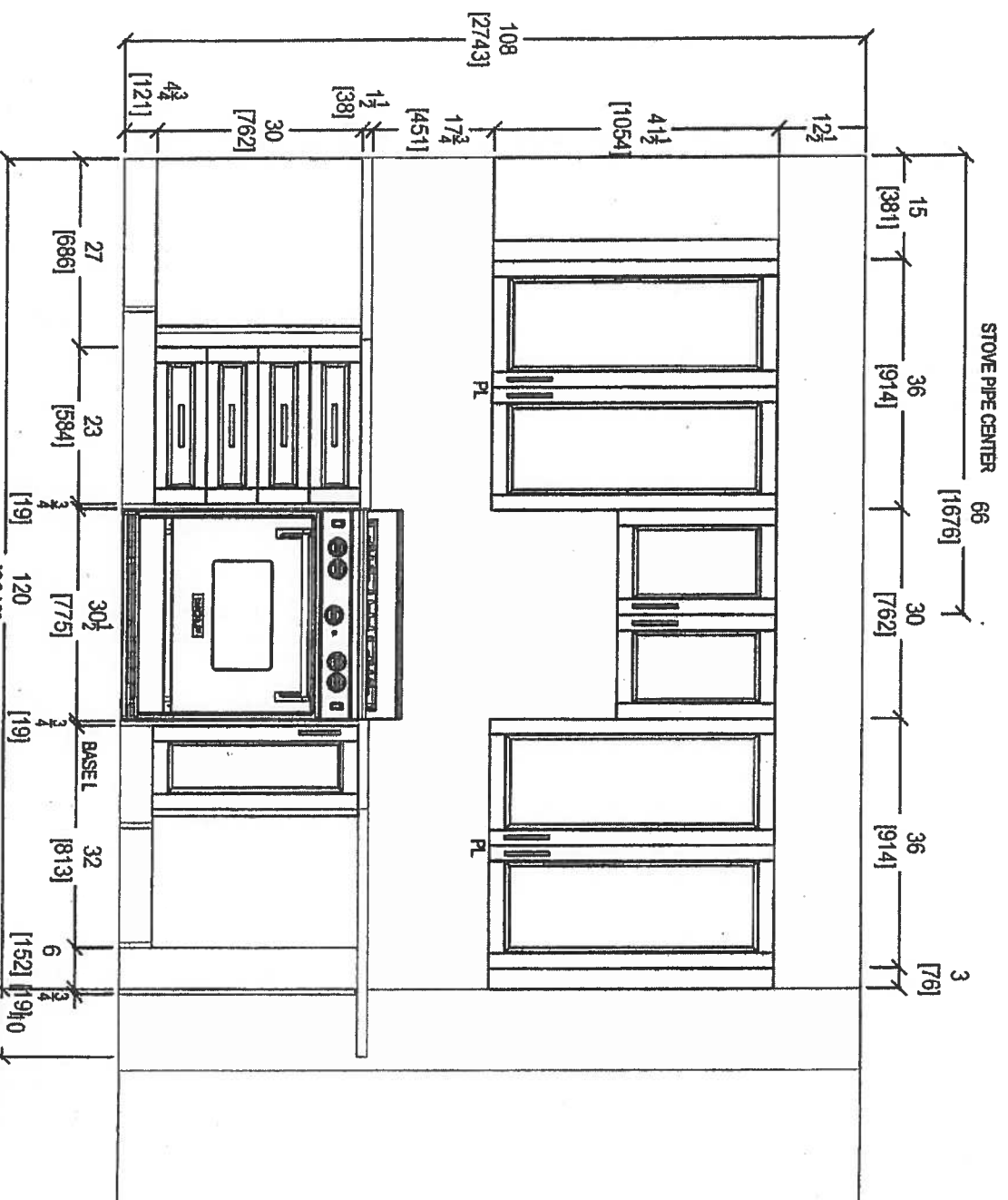
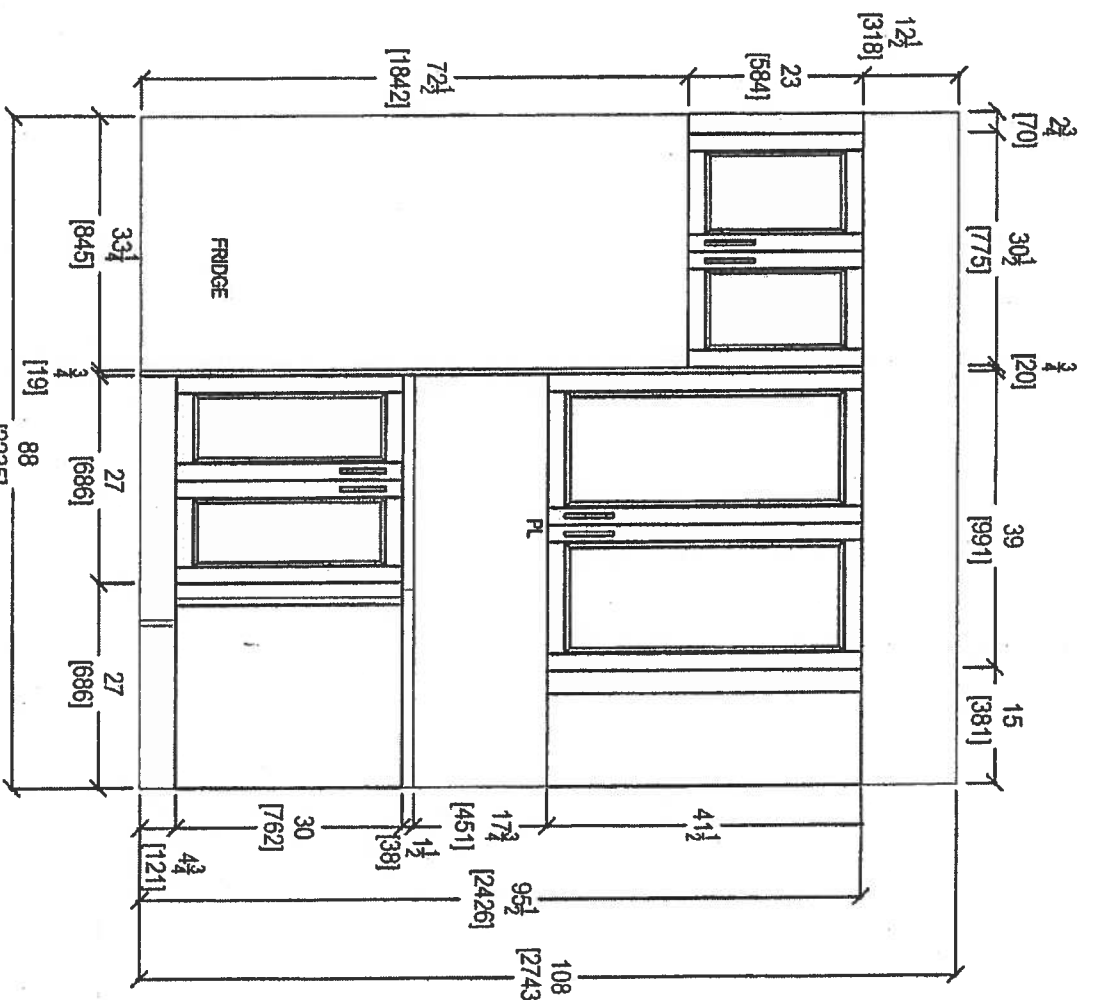
SCALE: 1/2" = 1' - 0"

DATE: AUG 4, 2017

PAGE: —

COMMENTS:

PLEASE NOTE ALL DIMENSIONS
ARE NOT FINAL AND ARE
SUBJECT TO CHANGE UPON
FINAL SITE MEASURE

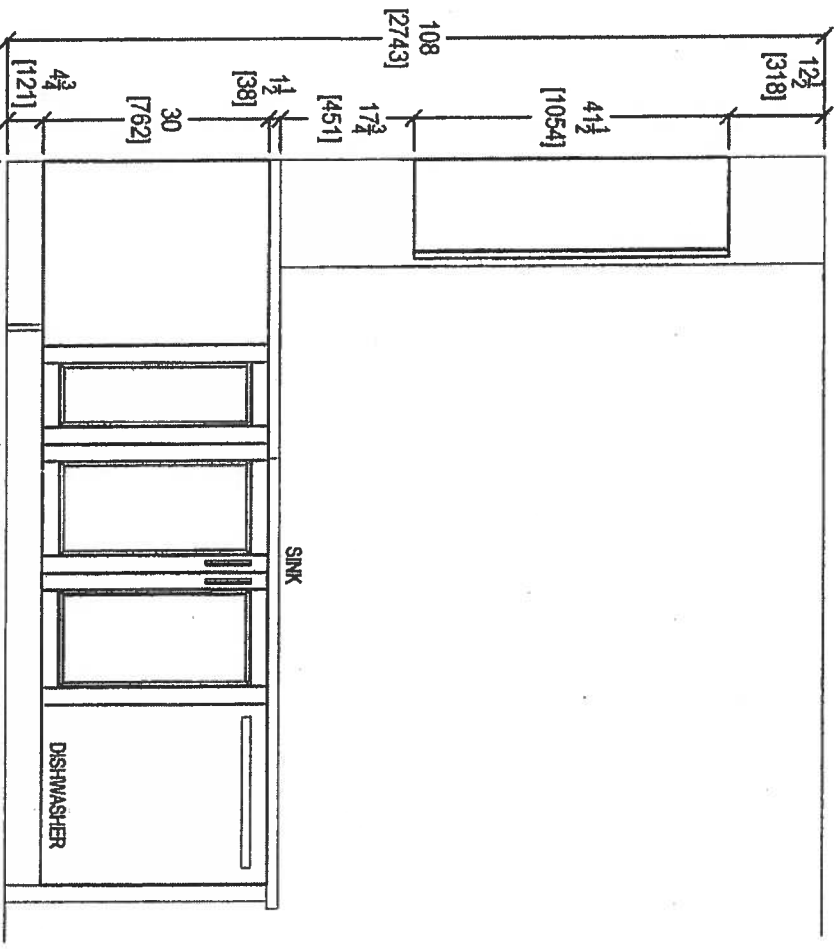


RECEIVED
RICK C. LADD

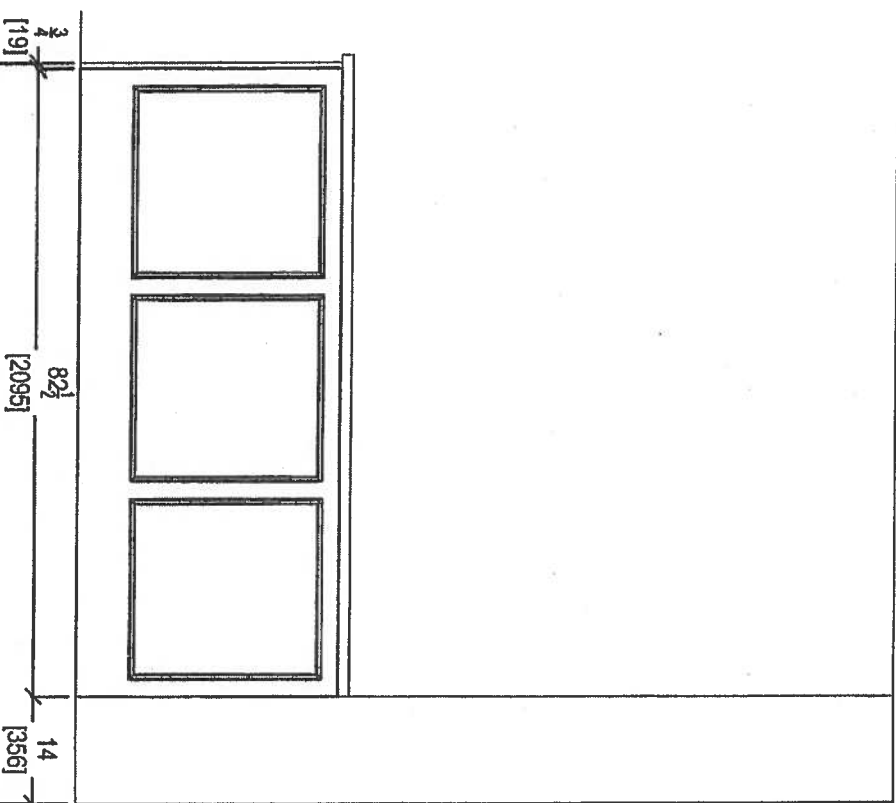


80 SANTE DRIVE, VAUGHAN, ON L4K 3C4
T: 416.746.1811 F: 905.701.7001

CLIENT: ROYAL PINE HOMES	1C+D SAG HARBOR	ROOM: KITCHEN	DRAWN BY: SK	COMMENTS:
SITE: HAMPTON PLACE	DOOR STYLE: —	DOOR HANDLE: —	SCALE: 1/2" = 1'-0"	PLEASE NOTE ALL DIMENSIONS ARE NOT FINAL AND ARE SUBJECT TO CHANGE UPON FINAL SITE MEASURE
PHONE: —	FINISH: —	DRW HANDLE: —	DATE: AUG 4, 2017	
EMAIL: —	SPECIES: —	TOP: —	PAGE: —	



KITCHEN PENINSULA ELEVATION
FRONT VIEW



KITCHEN PENINSULA ELEVATION
REAR VIEW



80 SANTE DRIVE, VAUGHAN, ON L4K 3C4,
T: 416.748.1811 F: 905.748.1811

CLIENT: ROYAL PINE HOMES
SITE: HAMPTON PLACE
PHONE: —
EMAIL: —

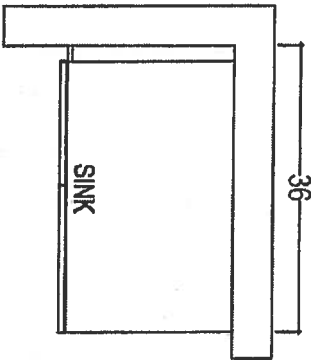
1C+D SAG HARBOR
DOOR STYLE: —
FINISH: —
SPECIES: —

ROOM: KITCHEN
DOOR HANDLE: —
DRW HANDLE: —
TOP: —

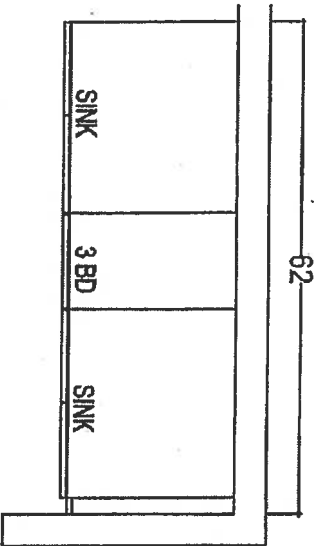
DRAWN BY: SK
SCALE: 1/2" = 1'-0"
DATE: AUG 4, 2017
PAGE: —

COMMENTS:

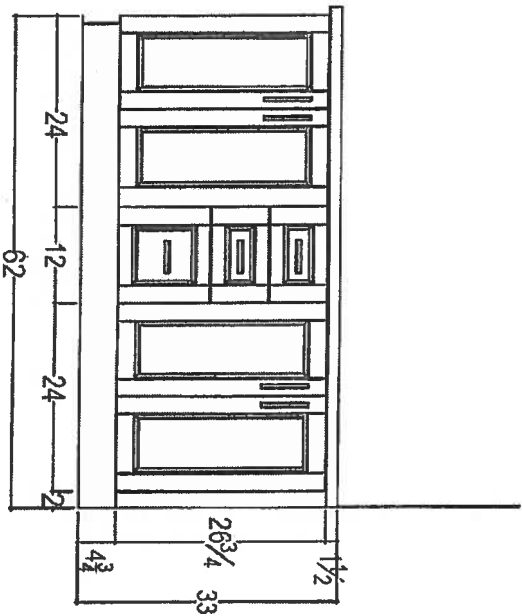
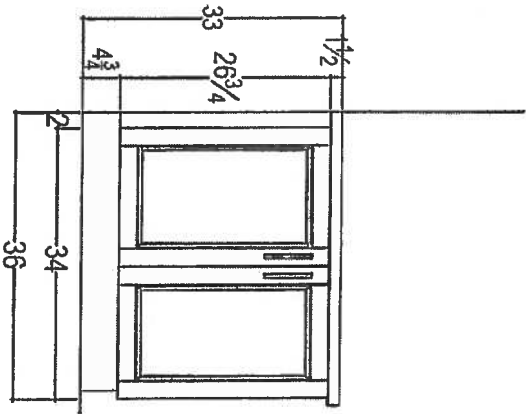
RECEIVED
AUG 17 2017



POWDER ROOM



MASTER ENSUITE



RECEIVED
11-28-18

CLIENT: ROYAL PINE HOMES

1C+D SAG HARBOR

ROOM: VANITIES

DRAWN BY: SK

COMMENTS:

SITE: HAMPTON PLACE

DOOR STYLE: —

DOOR HANDLE: —

SCALE: 1/2" = 1'-0"

PLEASE NOTE ALL DIMENSIONS ARE NOT FINAL AND ARE SUBJECT TO CHANGE UPON FINAL SITE MEASURE

PHONE: —

FINISH: —

DRW HANDLE: —

DATE: AUG 4, 2017

EMAIL: —

SPECIES: —

TOP: —

PAGE: —



80 SANTE DRIVE, VAUGHAN, ONTARIO
T. 416.746.1811 F. 416.746.1812
4K 3C4, 901

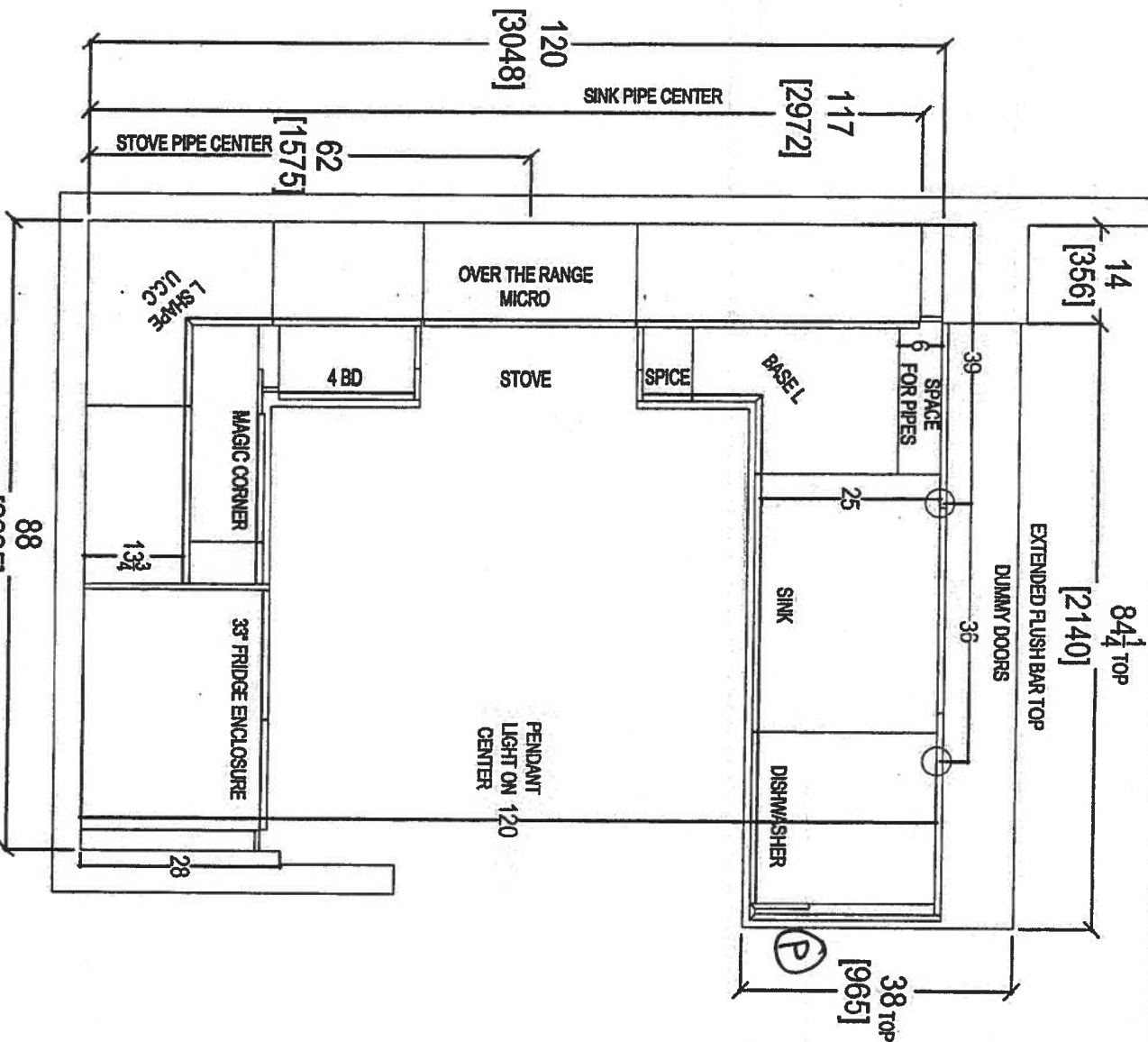
Suite 318

URG #1 KITCHEN LAYOUT
w/ URG #1 APPLIANCE
PACKAGE

(P) = Plug Peninsula

2x = PENDANT LIGHTS
OVER PENINSULA

5x = PUCK LIGHTS
(note 3x ARE STD)



CLIENT: ROYAL PINE HOMES

UNIT 318 HAMP

ROOM: KITCHEN FLOOR PLAN

DRAWN BY: SK

SITE: HAMPTON PLACE

DOOR STYLE: —

DOOR HANDLE: —

SCALE: 1/2" = 1'-0"

PHONE: —

FINISH: —

DRW HANDLE: —

DATE: FEB 14, 2018

EMAIL: —

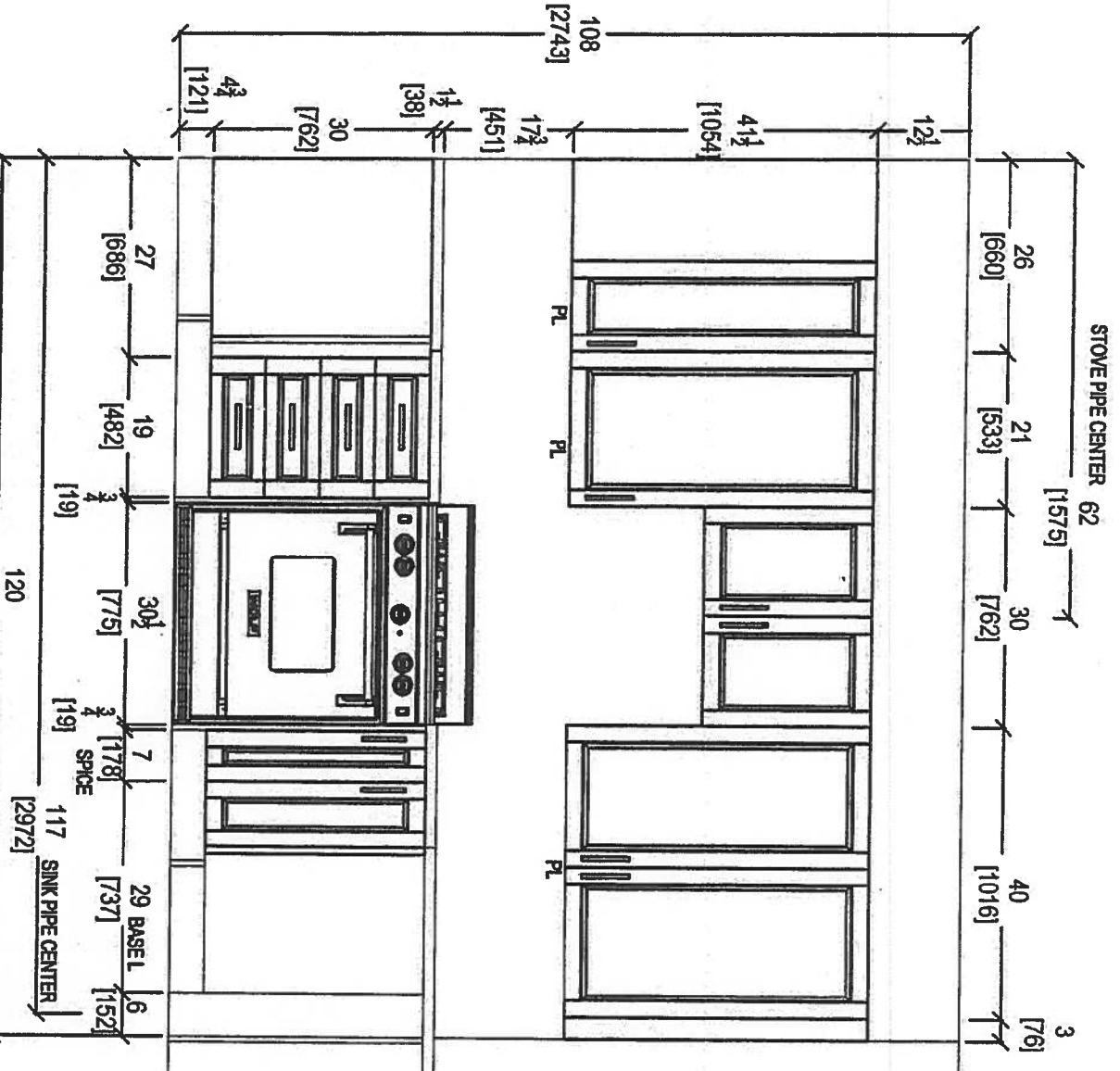
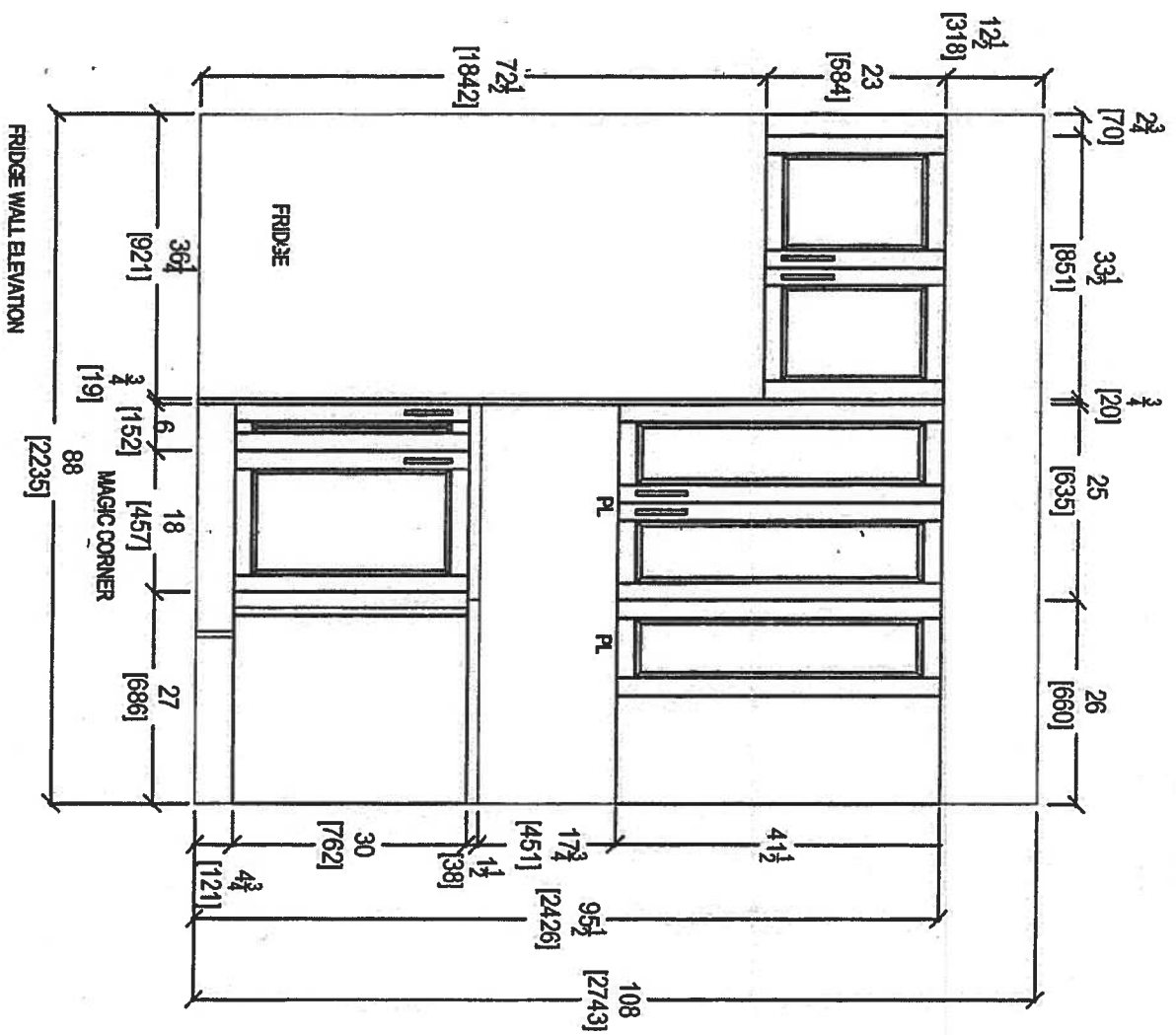
SPECIES: —


TOP: —

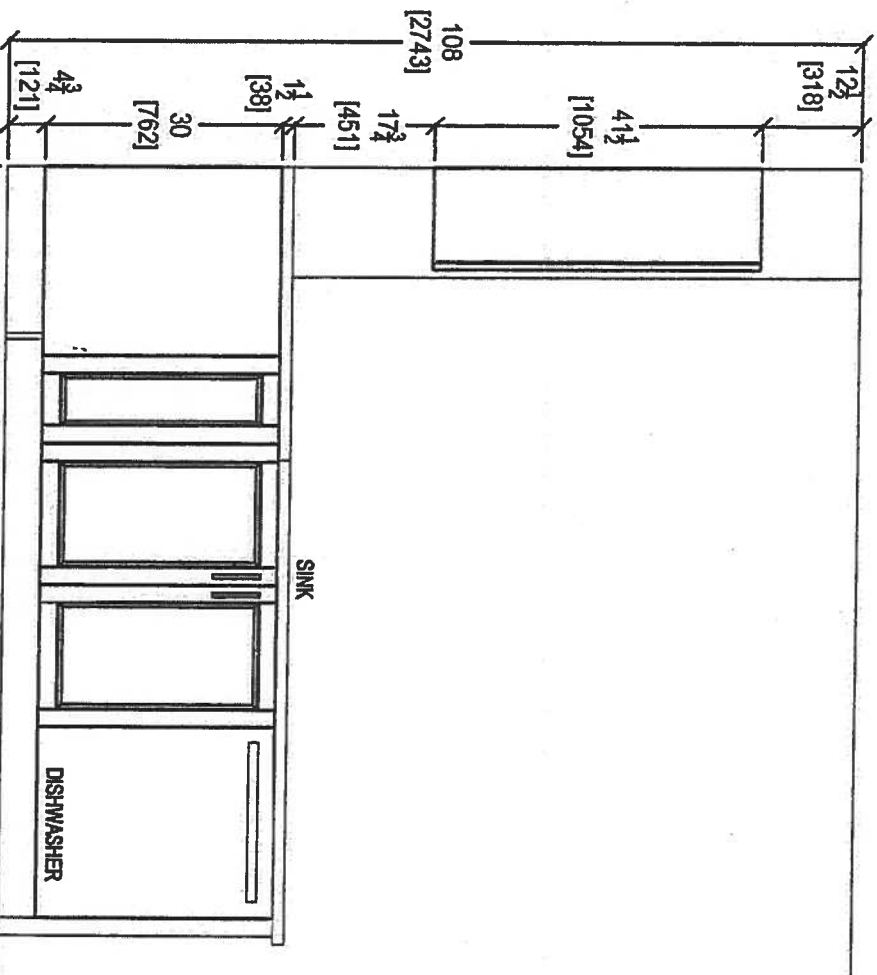
PAGE: —



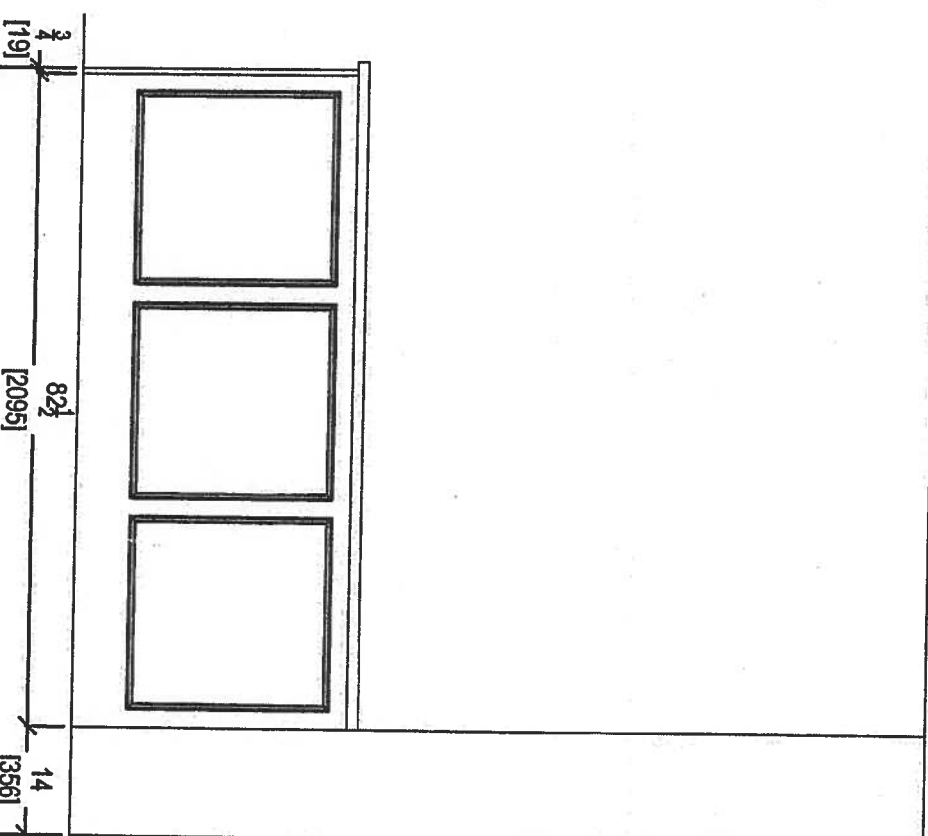
COMMENTS:
PLEASE NOTE ALL DIMENSIONS
ARE NOT FINAL AND ARE
SUBJECT TO CHANGE UPON
FINAL SITE MEASURE



 <p>your kitchen, your way</p> <p>80 SANTE DRIVE, VAUGHAN T: 416.746.1811 F: 905.416.7461</p>		CLIENT: ROYAL PINE HOMES UNIT 318 HMP		ROOM: KITCHEN FLOOR PLAN DRAWN BY: SK		COMMENTS: PLEASE NOTE ALL DIMENSIONS ARE NOT FINAL AND ARE SUBJECT TO CHANGE UPON FINAL SITE MEASURE
SITE: HAMPTON PLACE PHONE: —		DOOR STYLE: —		SCALE: 1/2" = 1'-0"		
FINISH: —		SPECIES: —		DATE: FEB 14, 2018		
EMAIL: —		TOP: —		PAGE: —		



KITCHEN PENINSULA ELEVATION
FRONT VIEW



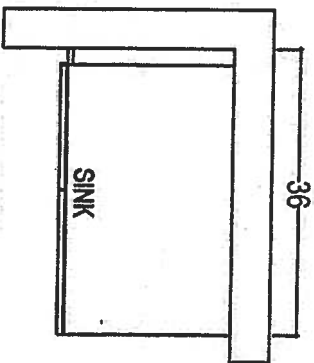
KITCHEN PENINSULA ELEVATION
REAR VIEW



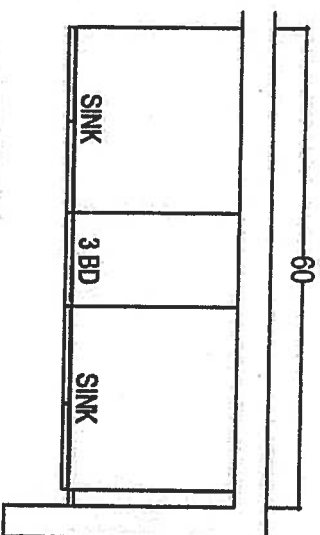
your kitchen, your
80 SANTE DRIVE, VAUGHAN,
T: 416.746.1811 F: 905.746.1811

CLIENT: ROYAL PINE HOMES	UNIT 318 HMP	ROOM: KITCHEN	DRAWN BY: SK
SITE: HAMPTON PLACE	DOOR STYLE: —	DOOR HANDLE: —	SCALE: 1/2" = 1'-0"
PHONE: —	FINISH: —	DRW HANDLE: —	DATE: FEB 14, 2018
EMAIL: —	SPECIES: —	TOP: —	PAGE: —

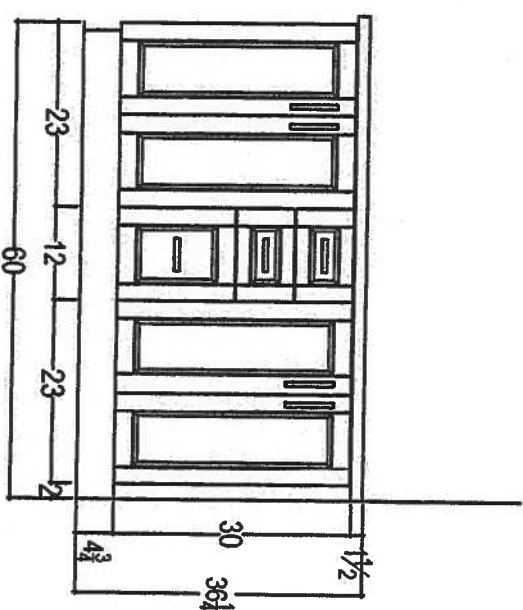
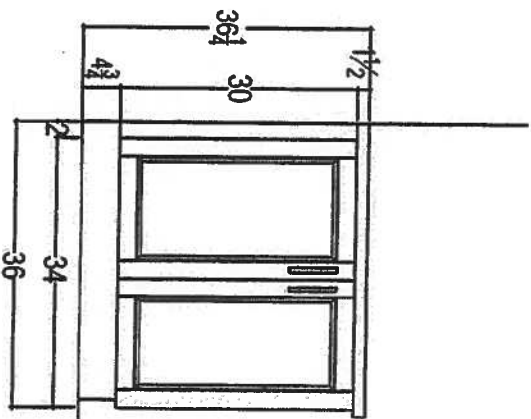
COMMENTS:
PLEASE NOTE ALL DIMENSIONS
ARE NOT FINAL AND ARE
SUBJECT TO CHANGE UPON
FINAL SITE MEASURE



POWDER ROOM



MASTER ENSUITE





QTK
Your kitchen, your way.

80 SANTE DRIVE, VAUGHAN
T: 416.746.1811 F: 305.123.4567

CLIENT: ROYAL PINE HOMES	UNIT 318 HMP	ROOM: VANITIES	DRAWN BY: SK
SITE: HAMPTON PLACE	DOOR STYLE: —	DOOR HANDLE: —	SCALE: 1/2" = 1'-0"
PHONE: —	FINISH: —	DRW HANDLE: —	DATE: AUG 4, 2017
EMAIL: —	SPECIES: —	TOP: —	PAGE: —

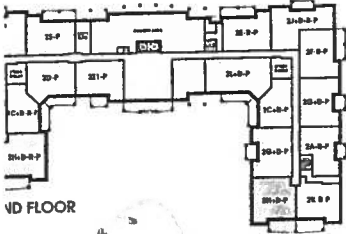
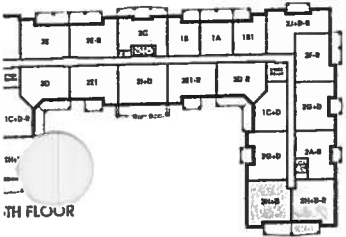
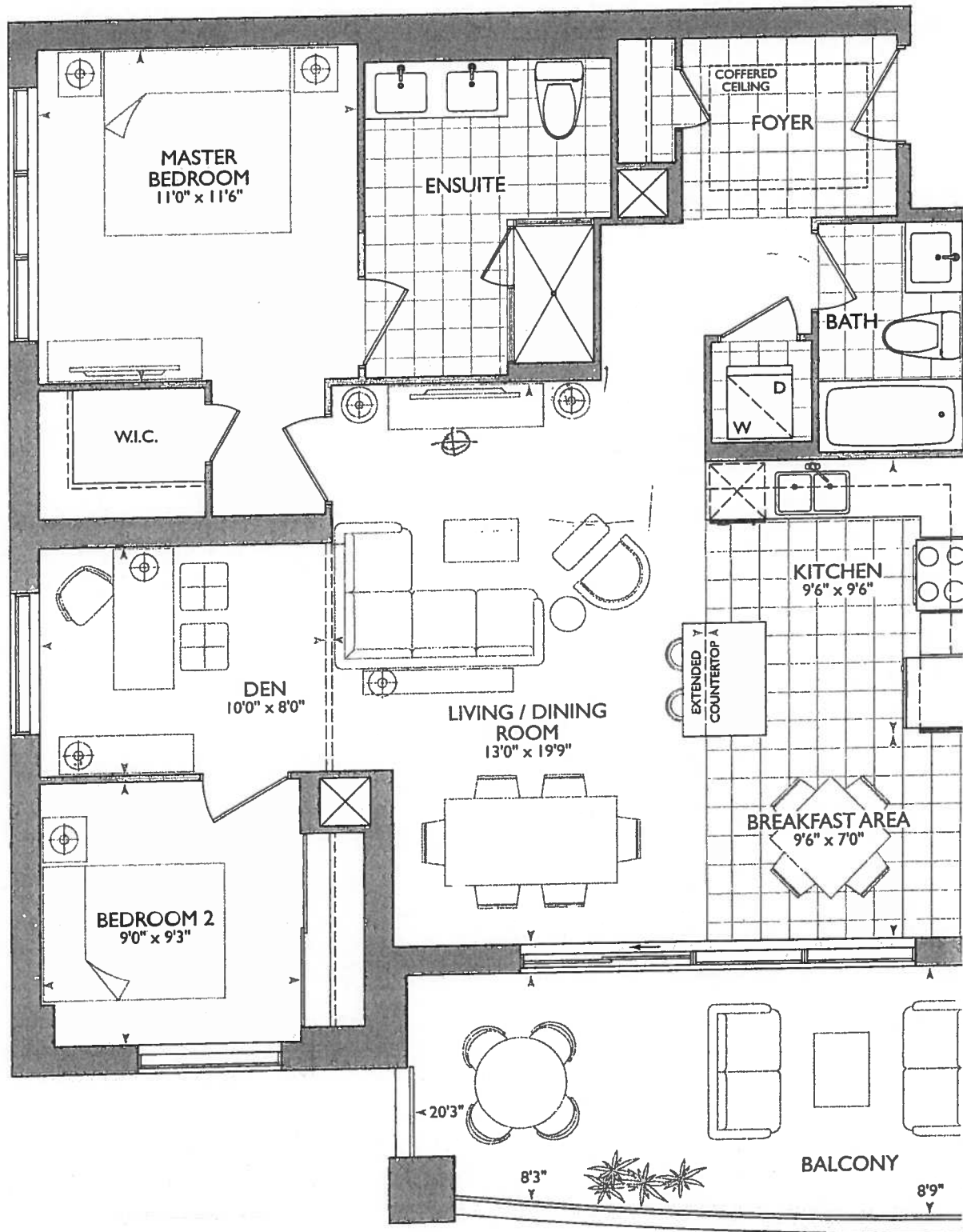
COMMENTS:
PLEASE NOTE ALL DIMENSIONS
ARE NOT FINAL AND ARE
SUBJECT TO CHANGE UPON
FINAL SITE MEASURE



Glen Cove

SUITE 317
ORIGINAL SUITE

1,162 SQ FT *plus 168 sq. ft. of balcony area*





5.

* BARRIER FREE *
SUITE

- * Delete Bathroom Accessories
- * Delete Bathroom Mirrors

KITCHEN

• $(P) = 2^x$ PLUGS ISLAND

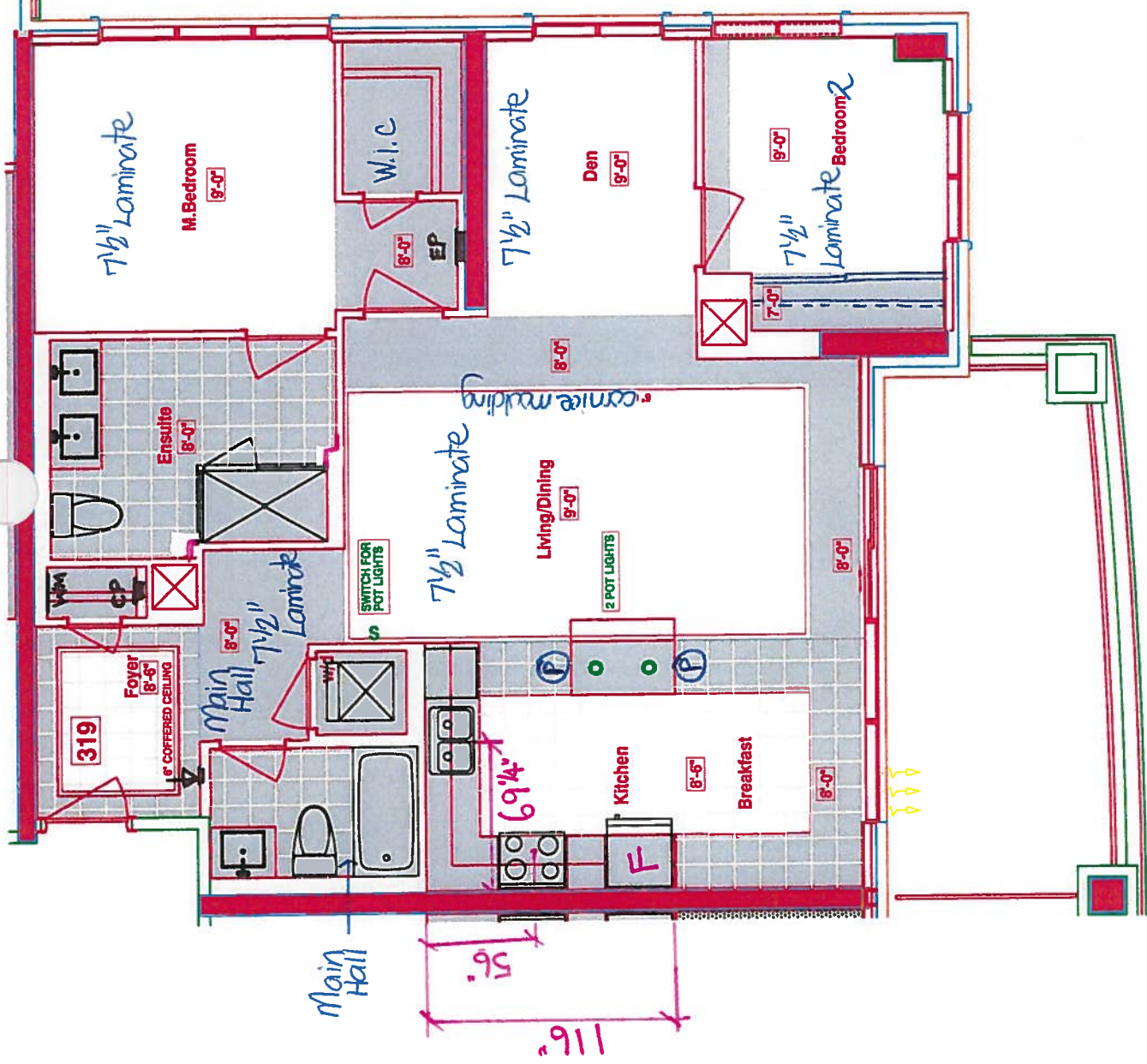
• STD. APPLIANCE PACKAGE

- (4x) Puck Lights

• 56" STOVE PIPE CENTER

- 6 9/16" SINK PIPE CENTER

- (2x) - Pot lights over island (see kitchen layout)



**6" WALL
BEHIND W/D**

**ELIMINATE JOG
AT FRIDGE WALL**

LEGEND:

SECURITY PANEL

ELECTRICAL PANEL

2000

255

WATER

FRIDGE

DROPPED AREA

6" CROWN MOLDING

BARRIER EDGE SYSTEM



Book
SITE COPY

CONSTRUCTION SUMMARY
Hampton Place

PURCHASERS: JOSE DESOUSA and FELICIDADE DESOUSA **TEL: RES.: 289-554-8325 BUS.: 647-454-0902**

LOT NUMBER	PHASE	HOUSE TYPE	CLOSING DATE
319	1	GLEN COVE	20-Sep-18

Offer Workshee	NO EXTRAS BEING PURCHASED WITH THIS AGREEMENT OF PURCHASE & SALE Note:
-------------------	---

 e	TANDEM PARKING SPACE IN LIEU OF SINGLE PARKING SPACE Note:
--	---

Offer Upgrade	2 POT LIGHTS, IF POSSIBLE , ON SEPERATE SWITCH ABOVE ISLAND IN KITCHEN, EACH POT LIGHT TO BE 12 INCHES FROM EITHER END OF ISLAND AS PER SKETCH Note:
------------------	---





SITE COPY

CONSTRUCTION SUMMARY

Hampton Place

PURCHASERS: JOSE DESOUSA and FELICIDADE DESOUSA TEL: RES.: 289-554-8325 BUS.: 647-454-0902

LOT NUMBER	PHASE	HOUSE TYPE	CLOSING DATE	
319	1	GLEN COVE	20-Sep-18	

Date Added: 30-Nov-17 Invoice Number: 7044

1 - KITCHEN & BATHROOMS - Purchaser has DECLINED All Upgrades offered during decor appointment at the decor centre for kitchen & bathroom cabinetry. Standard Kitchen Layout & Standard Bathroom Vanities to be installed as per standard plan. (See Sketch)

1 - KITCHEN - Install Standard Granite Countertop - BIANCO ANTICO - To be installed throughout kitchen, where applicable. (See Sketch)

Note:

1 - DISCLAIMER - GRANITE COUNTERTOP;
KITCHEN - Due to the many variables that can affect the pattern, colour and/or design and "pitting" of natural products, granite installed will not be identical to the samples displayed.
Note: Every effort is made to provide granite countertops as close as possible but the vendor is not responsible for results which differ from the sample displayed. All countertop surfaces may have seams, and product pattern and shade can change in areas containing seams.

1 - DISCLAIMER - STONE COUNTERTOP;
KITCHEN - Stone slabs vary in size & all seams are visible & the fabricator reserves the right to position the seams as necessary.
Note:

1 - KITCHEN - Kitchen Sink - Install Standard Undermount Sink - BLANCO Horizon Plus U2 Undermount Sink (8") - Model # 401234
Note:

1 - KITCHEN - Kitchen Faucet - Install Standard Faucet - DELTA Chrome Pull-Out Kitchen Faucet (Single Hole) - Model # 469LF - Chrome
Note:

1 - APPLIANCE PACKAGE - Install STANDARD APPLIANCE PACKAGE - To be installed throughout suite, where applicable. (See Sketch)

1 - MAIN BATH & MASTER ENSUITE - Install Standard Granite Countertop - BIANCO ANTICO - To be installed throughout Main Bath and Master Ensuite Vanity Countertops, where applicable. (See Sketch)
Note:

1 - CLARIFICATION;
MAIN BATH & MASTER ENSUITE - Install Standard 3" Splash throughout Main Bath and Master Ensuite Vanity Countertops, where applicable. (See Sketch)
Note:

1 - DISCLAIMER - GRANITE COUNTERTOPS;
MAIN BATH & MASTER ENSUITE - Due to the many variables that can affect the pattern, colour and/or design and "pitting" of natural products, granite installed will not be identical to the samples displayed
Note: Every effort is made to provide granite countertops as close as possible but the vendor is not responsible for results which differ from the sample displayed. All countertop surfaces may have seams, and product pattern and shade can change in areas containing seams.

1 - DISCLAIMER - STONE COUNTERTOP;
MAIN BATH & MASTER ENSUITE - Stone slabs vary in size & all seams are visible & the fabricator reserves the right to position the seams as necessary.
Note:

1 - CLARIFICATION;
BATH & MASTER ENSUITE - DELETE Do Not Install / Supply / Credit Purchaser for builders standard ceramic bathroom accessories (toilet paper holder, towel bar & soap dish) throughout all bathrooms where applicable.
Note: To Include; Main Bath & Master Ensuite (See Sketch)

1 - CLARIFICATION;
MAIN BATH & MASTER ENSUITE - DELETE Do Not Install / Supply / Credit Purchaser for builders standard Bathroom Mirrors, throughout all bathrooms, where applicable. To Include; Main Bath and Master Ensuite. (See Sketch)
Note:



SITE COPY

CONSTRUCTION SUMMARY

Hampton Place

PURCHASERS: JOSE DESOUSA and FELICIDADE DESOUSA

TEL: RES.: 289-554-8325 BUS.: 647-454-0902

LOT NUMBER	PHASE	HOUSE TYPE	CLOSING DATE	
319	1	GLEN COVE	20-Sep-18	

Date Added: 30-Nov-17

Invoice Number: 7044

1 - CLARIFICATION;
MASTER ENSUITE - Purchaser accepts & acknowledges the standard framless glass enclosure at master ensuite shower stall will NOT touch the
c and will receive a Standard Chrome Header. (See Sketch)

1 - CLARIFICATION;
MAIN BATH & MASTER ENSUITE - Install Standard Plumbing Fixtures throughout Main Bath and Master Ensuite, where applicable. (See Sketch)
Note:

1 - PURCHASER HAS ATTENDED A COLOR APPOINTMENT AT THE DECOR CENTRE AND HAS DECLINED ANY ADDITIONAL
UPGRADES. Purchaser accepts and acknowledges that there will be no further changes/additions/deletions to be made upon signing on November
30,2017
Note:

1 - PURCHASER AWARE AND ACCEPTS THAT ANY CHANGES MADE TO UPGRADES AFTER SIGNING THIS PURCHASERS EXTRA
FORM ARE SUBJECT TO A MINIMUM ADMINISTRATION FEE OF \$1,000 PLUS A 10% HOLDBACK FEE.
Note:

This Document is Extremely Time Sensitive - Printed 21 Feb 18 at 12:34



* INTERIOR - OUR SCHEME *

Purchasers		Decor Consultant	Model Type	Telephone Res. / Bus	Project	Closing Date	Unit
JOSE DESOUSA & FELICIDADE DESOUSA		Melissa Di Marino	GLEN COVE	(289) 554-8325 / (647) 454-0902	Hampton Place	20/09/2018	319

Page 1 of 3

	Flooring		Wall Tile		
	Description		Main	Accent/Insert	Pattern
MASTER ENSUITE	✓ 13x13 RUSTIC GREY (STD)	✓	8x10 GOLF GRIGIO (STD)	NONE	NONE
MAIN BATHROOM	✓ 13x13 RUSTIC GREY (STD)	✓	8x10 GOLF GRIGIO (STD)	NONE	NONE
POWDER ROOM	N/A		N/A	N/A	N/A
KITCHEN / DINETTE	✓ 20x20 PULPIS GRIS (STRAIGHT) (STD)	✓	12x12 TwilightMocha GlassMosaics (STD)	NONE	NONE
FOYER	✓ 20x20 PULPIS GRIS (STRAIGHT) (STD)		N/A	N/A	N/A
LAUNDRY	✓ 8x8 BEHRAM PINK (STD)		N/A	N/A	N/A
MAIN HALL	✓ 7 1/2" TorleysForest - SaguenayValley 9744P (STD)		N/A	N/A	N/A
LIVING ROOM	✓ 7 1/2" TorleysForest - SaguenayValley 9744P (STD)				
DINING ROOM	✓ 7 1/2" TorleysForest - SaguenayValley 9744P (STD)				
DEN	✓ 7 1/2" TorleysForest - SaguenayValley 9744P (STD)				
MASTER BEDROOM	✓ 7 1/2" TorleysForest - SaguenayValley 9744P (STD)				
BEDROOM 2	✓ 7 1/2" TorleysForest - SaguenayValley 9744P (STD)				
BEDROOM 3	N/A				

Notes

Page 1 of 3

Consultant: 
Melissa Di Marino

Purchaser: 
JOSE DESOUSA

Purchaser: 
FELICIDADE DESOUSA

Vendor: 
Hampton Place



* INTERIOR OUR SCHEME *

Purchasers	Decor Consultant	Model Type	Telephone Res. / Bus	Project	Closing Date	Unit
JOSE DESOUSA & FELICIDADE DESOUSA	Melissa Di Marino	GLEN COVE	(289) 554-8325 / (647) 454-0902	Hampton Place	20/09/2018	319

CABINERY, VANITIES AND COUNTERTOPS

Style	Countertop	Counter Edge	Handle / Knob
MAIN BATHROOM	CATEGORY 1 - FIBERBOARD - WHITE QT 1203 (STD)	* A " EDGE (STD)	16338-195
MASTER ENSUITE	CATEGORY 2 - MAPLE - CHESTNUT QT 2503 (STD)	* A " EDGE (STD)	16338-195
POWDER ROOM	N/A	N/A	N/A
KITCHEN / DINETTE	CATEGORY 1 - FIBERBOARD - WHITE QT 1203 (STD)	* A " EDGE (STD)	16338-195
LAUNDRY ROOM	N/A	N/A	N/A

APPLIANCE PACKAGE

Standard Package

Std 31in Opening

PLUMBING FIXTURES

KITCHEN	Sink Model	STANDARD
	Sink Faucet	STANDARD
TOILETS	Master Ensuite	STANDARD
	Main Bathroom	STANDARD
	Powder Room	N/A
VANITY FAUCETS	Master Ensuite	STANDARD
	Main Bathroom	STANDARD
	Powder Room	N/A
VANITY SINKS	Master Ensuite	STANDARD
	Main Bathroom	STANDARD
	Powder Room	N/A
SHOWER STALL / TUBS	Master Ensuite Shower Stall	STANDARD
	Master Ensuite Tub	N/A
	Main Bathroom Tub	STANDARD

Trim	Baseboard & Casing	STANDARD
	Interior Doors	STANDARD - CARRARA, SMOOTH

MISC. INSTALLATIONS

Ceramic Accessories (installed by Vendor) ☐ Yes ☒ No

Bathroom Mirrors (installed by Vendor) ☐ Yes ☒ No


Wire Shelving - Closet (installed by Vendor) ☒ Yes ☐ No

Cornice Moulding / Medalion	Foyer	STANDARD - #CTR-611
	Living Room	STANDARD - #CTR-611
	Dining Room	STANDARD - #CTR-611
	Den	NONE
	Master Bedroom	NONE
	Bedroom 2	NONE
	Bedroom 3	N/A

Fireplace	N/A
Location Flooring	N/A
Style	N/A
Finish	N/A
Marble	N/A
Hearth	N/A

Paint Throughout	Trim
Walls	STANDARD - OYSTER WHITE
	STANDARD - WHITE

Decor Consultant:  Melissa Di Marino

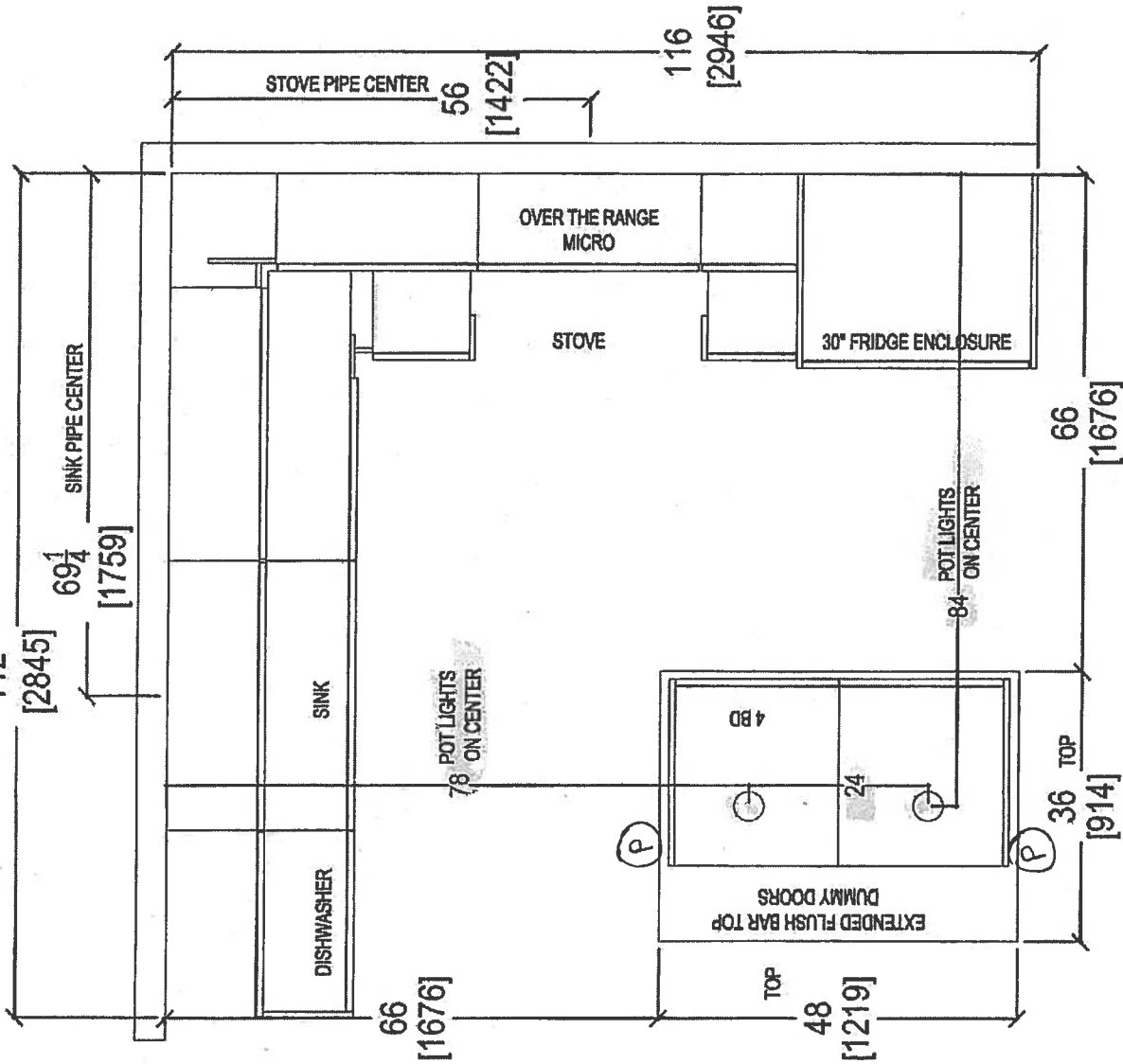
Purchaser:  Jose D Sousa


Purchaser:  Felicidade Desousa

Hampton Place

SUITE 319-T, Hampton

- STD APPLIANCE PACKAGE
- (P) = 2x = PLUGS ISLAND
- (4x) = PUCK LIGHTS
- (2x) = POT LIGHTS OVER ISLAND

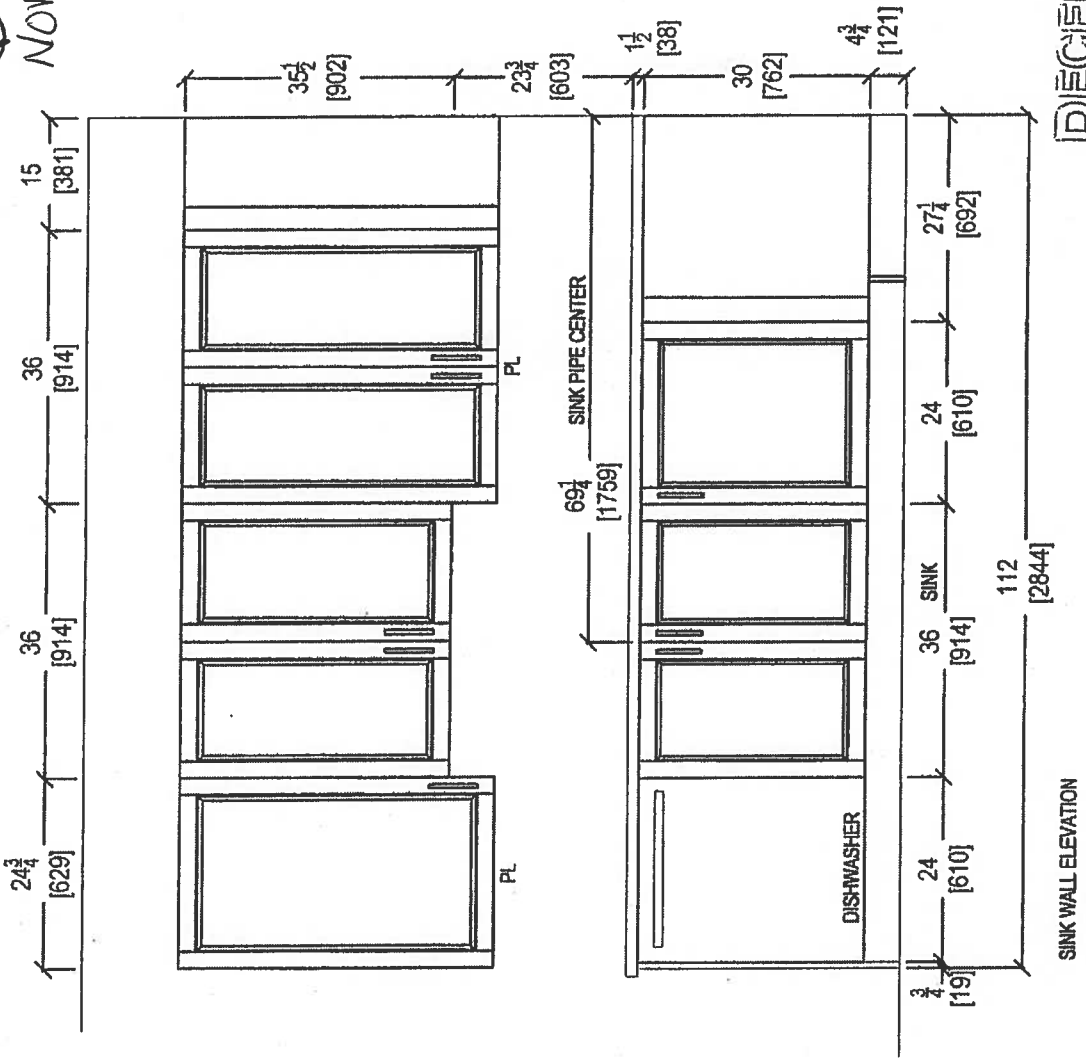
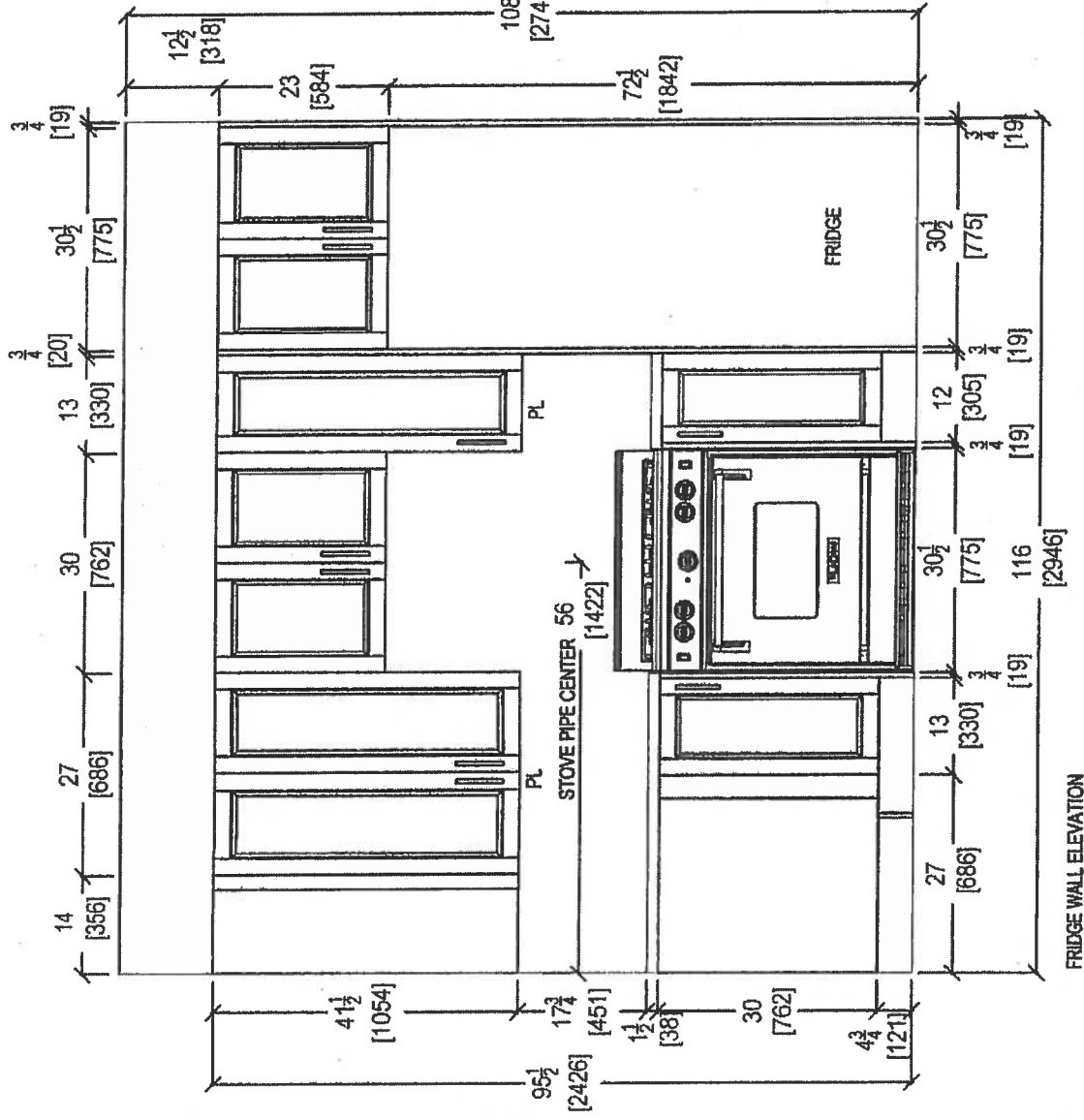


 your kitchen, your taste. 80 SANTE DRIVE, VAUGHAN, ON L4K 3C4, T: 416.746.1811 F: 905.761.5901	CLIENT: ROYAL PINE HOMES	UNIT 319 HAMPTON	ROOM:	KITCHEN FLOOR PLAN	DRAWN BY: SK	COMMENTS: PLEASE NOTE ALL DIMENSIONS ARE NOT FINAL AND ARE SUBJECT TO CHANGE UPON FINAL SITE MEASURE
	SITE: HAMPTON PLACE	DOOR STYLE: —	DOOR HANDLE: —		SCALE: 1/2" = 1'-0"	
	PHONE: —	FINISH: —	DRW HANDLE: —		DATE: —	
	EMAIL: —	SPECIES: —	TOP: —		PAGE: —	

Suite 318 Hampton PL & Puck Light

(x4) Puck Lights

NOV. 30, 2017



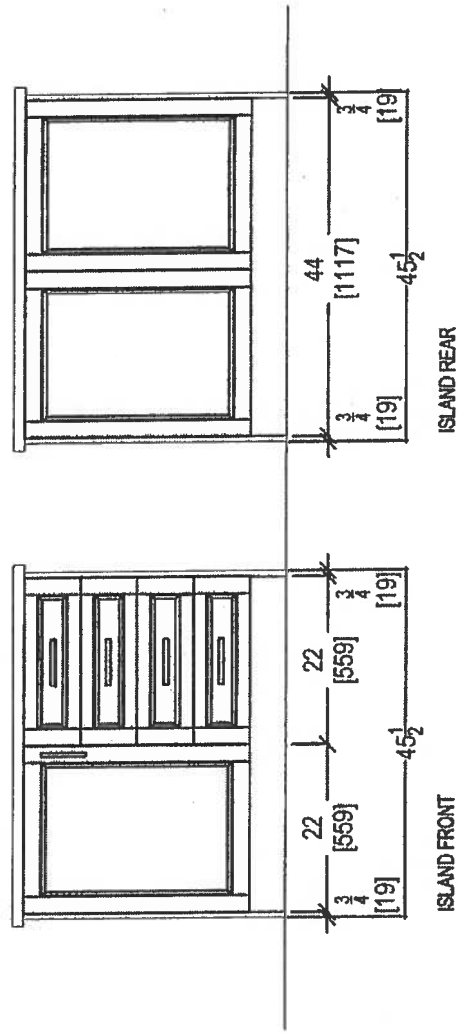
RECEIVED




your kitchen, your style.
80 SANTE DRIVE, VAUGHAN, ON L4K 3C4.
T. 416.746.1811 F. 905.761.5801

CLIENT: ROYAL PINE HOMES		2H+D	ROOM: KITCHEN		DRAWN BY: SK		COMMENTS:	
SITE: HAMPTON PLACE	DOOR STYLE: --		DOOR HANDLE: --	SCALE: 1/2" = 1'-0"			PLEASE NOTE ALL DIMENSIONS ARE NOT FINAL AND ARE SUBJECT TO CHANGE UPON FINAL SITE MEASURE	
PHONE: --	FINISH: --		DRW HANDLE: --	DATE: AUG 4, 2017				
EMAIL: --	SPECIES: --		TOP: --	PAGE: --				

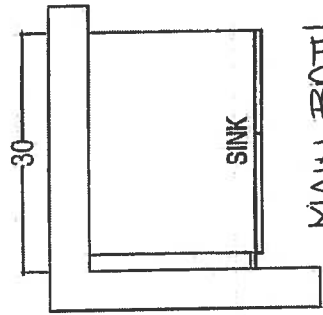
RF
Nov 30, 2017



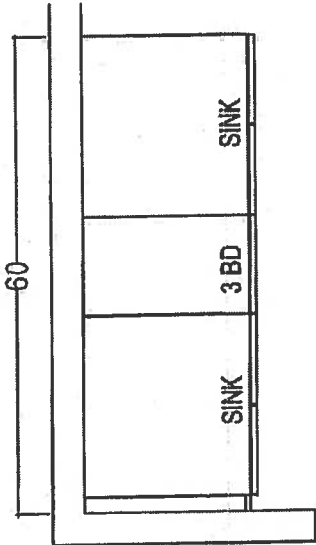
RECEIVED
NOV 16 2017

 your kitchen, your style 80 SANTE DRIVE, VAUGHAN, ON L4K 3C4 T: 416.746.1811 F: 905.761.5501	CLIENT: ROYAL PINE HOMES	2H+D	ROOM: KITCHEN	DRAWN BY: SK	COMMENTS: PLEASE NOTE ALL DIMENSIONS ARE NOT FINAL AND ARE SUBJECT TO CHANGE UPON FINAL SITE MEASURE
	SITE: HAMPTON PLACE	DOOR STYLE: --	DOOR HANDLE: --	SCALE: 1/2" = 1' - 0"	
	PHONE: --	FINISH: --	DRW HANDLE: --	DATE: AUG 4, 2017	
	EMAIL: --	SPECIES: --	TOP: --	PAGE: --	

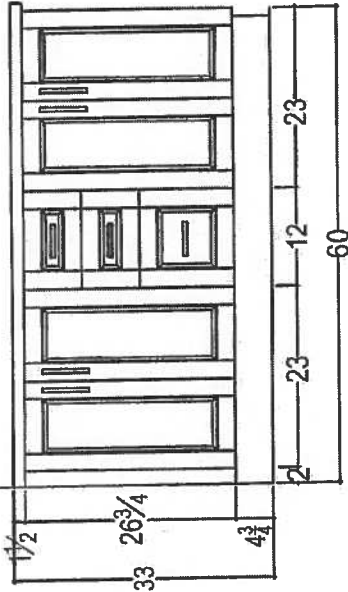
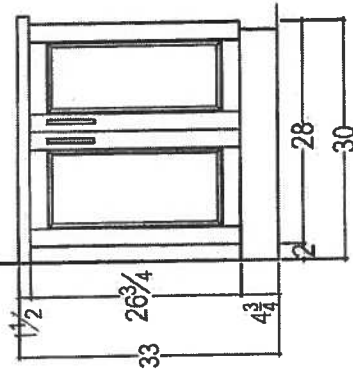
Suite 319 Hampton




MAIN BATH



MASTER ENSUITE



RECEIVED
RCP-18

 your kitchen, your taste. 80 SANTE DRIVE, VAUGHAN, ON L4K 3C4. T. 416.746.1811 F. 905.761.5901	CLIENT: ROYAL PINE HOMES		2H+D	ROOM:	VANITIES	DRAWN BY: SK	COMMENTS: PLEASE NOTE ALL DIMENSIONS ARE NOT FINAL AND ARE SUBJECT TO CHANGE UPON FINAL SITE MEASURE
	SITE: HAMPTON PLACE	DOOR STYLE: —	DOOR HANDLE: —	SCALE: 1/2" = 1'-0"			
	PHONE: —	FINISH: —	DRW HANDLE: —	DATE: AUG 4, 2017			
	EMAIL: —	SPECIES: —	TOP: —	PAGE: —			

Suite 319
Hampton



WRT318FZDM

Standard



<http://www.whirlpool.com>

20-inch Wide Top-Freezer Refrigerator with
Flexi-Slide™ Bin - 18.2 cu. ft.

Key Features:

- Flexi-Slide™ Bin
- Frameless Glass Shelves
- Electronic Temperature Control
- Clear, Humidity Controlled Crispers

Product Dimensions:

Height: 65 7/8

Width: 29 3/4

Depth: 33 1/2


Additional Information:

[Use And Care Guide](#)

[Dimension Guide](#)

[Energy Guide](#)

[Warranty Certificate](#)



Available in:


- Black
- Monochromatic
- Stainless Steel
- White



©Registered trademark/TM Trademark of Whirlpool, U.S.A. © 2013 Whirlpool Corporation. All Rights Reserved
All other trademarks are owned by their respective companies
Because Whirlpool Corporation policy includes a continuous commitment to improve our products, we reserve
the right to change materials and specifications without notice. We also reserve the right to discontinue or
transition products without notice.
Manufacturer's Suggested Retail Price (MSRP) and Minimum Advertised Price (MAP) provided for reference
purposes only. Dealer alone determines advertised and retail prices.
Created On: Monday, March 14, 2016 12:09:07

Sorte 319
Hampton

Standard



WEE510S0FS

Whirlpool® 4.8 cu. ft. Guided Electric Front Control Range
With The Easy-Wipe Ceramic Glass Cooktop

MSRP: \$1,149 00

Available Colors	
<input checked="" type="checkbox"/>	Black Model: WEE510S0FB MAJOR APPLIANCE
<input checked="" type="checkbox"/>	Black-on-Stainless Model: WEE510S0FS MAJOR APPLIANCE
<input type="checkbox"/>	White Model: WEE510S0FW MAJOR APPLIANCE

Dimensions	
Depth	28 15/16 Inches
Width	29 7/8 Inches
Gross Weight	172 LB
Dimensions shown are for planning purposes only. For complete information, see Installation Instructions packed with product.	

Specifications	
Cooktop Features	
Cooktop Element Style	Smoothtop
Cooktop Surface Color	Color Coordinated Black on Stainless
Cooktop Surface Material	Glass
Number of Cooking Element-Burners	4
Left Front Element-Burner Power	3000W
Left Front Element-Burner Size	9"/6"
Left Front Element-Burner Type	Dual
Right Front Element-Burner Power	1200W
Right Front Element-Burner Size	6"
Right Front Element-Burner Type	Radiant
Left Rear Element-Burner Power	3000W
Left Rear Element-Burner Size	9"/6"
Left Rear Element-Burner Type	Dual
Right Rear Element-Burner Power	1200W
Right Rear Element-Burner Size	6"
Right Rear Element-Burner Type	Radiant
Oven Features	
Number of Oven Lights	1
Hot Surface Indicator Light	Yes
Power On Indicator Light	Yes
Light Type	Incandescent
Oven Rack Type	Standard (Both)
Controls	
Drawer Type	Storage Drawer
Selections	Clock; Timer; Warm Hold; Delay Start; Cook Time Indicator; Control Lock; Automatic Door Latch; Audible Signal; Sabbath Mode; Frozen Bake
ADA Compliant	ADA Height and Operation Compliant
Dimensions	
Depth	28 15/16 Inches
Width	29 7/8 Inches
General	
ADA Compliant	ADA Height and Operation Compliant

Key Features	
Frozen Bake™ Technology	
Guided Cooktop Controls	
FlexHeat™ Dual Radiant Elements	
Adjustable Self-Cleaning	
Easy-Wipe Ceramic Glass Cooktop	
Temperature Sensor	
4.8 Cu. Ft. Capacity	
Keep Warm Option	
Closed Door Broiling	
Delay Cook	
Sabbath Mode	
Star-K Certified	
ADA Compliant	
#1 Selling Appliance Brand in the U.S.A.	

Product Literature	
Warranty(33.12 KB)	
Owners Manual(502.10 KB)	
Installation Instructions(995.40 KB)	
Dimension Guide(124.36 KB)	
You may need to install Adobe Acrobat Reader to view these documents.	

UPC Listing	
Model "WEE510S0FB" UPC: 883049391939	
Model "WEE510S0FS" UPC: 883049391946	
Model "WEE510S0FW" UPC: 883049391922	

Suite 319 Standard Hampton



WMH31017FS

Whirlpool®

1.7 cu. ft. Microwave Hood Combination with
Electronic Controls

<http://www.whirlpool.com>

Key Features:

- Microwave Presets
- Electronic Touch Controls
- Dishwasher-Safe Turntable Plate
- 2-Speed, 300 CFM Vent Fan
- Add 30 Seconds Option
- Adjustable Cooktop Lighting
- #1 Selling Appliance Brand in the U.S.A.

Product Dimensions:

Height: 17 1/4

Width: 29 15/16

Depth: 17 7/8


Additional Information:

[Use And Care Guide](#)

[Dimension Guide](#)

[Installation Guide](#)

[Warranty Certificate](#)



Available in:

- Black
- Silver
- Stainless Steel
- White

©Registered trademark/TM Trademark of Whirlpool, U.S.A. © 2016 Whirlpool Corporation. All Rights Reserved.
All other trademarks are owned by their respective companies.
Because Whirlpool Corporation policy includes a continuous commitment to improve our products, we reserve the right to change materials and specifications without notice. We also reserve the right to discontinue or transition products without notice.
Manufacturer's Suggested Retail Price (MSRP) and Minimum Advertised Price (MAP) provided for reference purposes only. Dealer alone determines advertised and retail prices.
Created On: Tuesday, February 07, 2017 12:20:03

Suite 319 Standard
Hampton




WDF330PAHS

Whirlpool®

Heavy-Duty Dishwasher with 1-hour Wash Cycle

<http://www.whirlpool.com>



Key Features:

- 1-Hour Wash Cycle
- No One Has Fewer Repairs 20 Years in a Row
- Soil Sensor
- Normal Cycle
- Heavy Cycle
- High Temperature Wash Option
- Heated Dry Option
- Designed, Engineered and Assembled in the U.S.A. with American Pride

Product Dimensions:

Height: 34 1/2

Width: 23 7/8

Depth: 24 1/2

Additional Information:

[Use And Care Guide](#)

[Dimension Guide](#)

[Installation Guide](#)

[Energy Guide](#)

[Warranty Certificate](#)

INVESTED
IN
AMERICA



©Registered trademark/TM Trademark of Whirlpool, U.S.A. © 2016 Whirlpool Corporation. All Rights Reserved.
All other trademarks are owned by their respective companies.
Because Whirlpool Corporation policy includes a continuous commitment to improve our products, we reserve the right to change materials and specifications without notice. We also reserve the right to discontinue or transition products without notice.
Manufacturer's Suggested Retail Price (MSRP) and Minimum Advertised Price (MAP) provided for reference purposes only. Dealer alone determines advertised and retail prices.
Created On: Wednesday, April 19, 2017 10:48:05

Suite 319 Standard Hampton



WET4027EW

Combination Washer/Electric Dryer



<http://www.whirlpool.com>

Key Features:

- HE Agitator with Fabric Softener Cap
- White Porcelain Basket
- AutoDry™ Drying System
- 3 Drying Temperatures
- 2.5 Cu. Ft. Washer Capacity
- 5.9 Cu. Ft. Dryer Capacity
- Fabric Softener Dispenser
- Bleach Dispenser

Product Dimensions:

Height: 71 3/4

Width: 27 1/2

Depth: 32

Electrical Requirements:

30.

Additional Information:

[Use And Care Guide](#)

[Dimension Guide](#)

[Installation Guide](#)

[Energy Guide](#)

[Warranty Certificate](#)

Available in:

☐ White

INVESTED
IN
AMERICA



©Registered trademark/TM Trademark of Whirlpool, U.S.A. © 2013 Whirlpool Corporation. All Rights Reserved.
All other trademarks are owned by their respective companies.
Because Whirlpool Corporation policy includes a continuous commitment to improve our products, we reserve the right to change materials and specifications without notice. We also reserve the right to discontinue or transition products without notice.
Manufacturer's Suggested Retail Price (MSRP) and Minimum Advertised Price (MAP) provided for reference purposes only. Dealer alone determines advertised and retail prices.
Created On: Friday, March 11 2016 12:26:17

Countertop Edges
Suite 319
Hampton



NOV. 30, 2017

CONNOLLY Marble & Granite Ltd.

EDGE
DETAILS

004

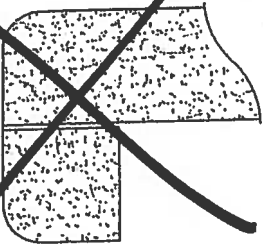
A.



STRAIGHT EDGE
(STANDARD - 3/4")

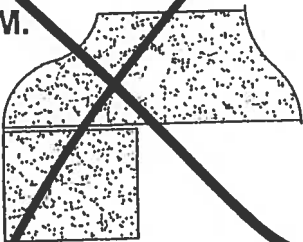
Standard:
Kitchen
Main Bath
Master Ensuite

~~I.~~



~~DOUBLE TOP "D" EDGE
(STANDARD - 1 1/2")~~

~~M.~~



~~OGEE - SQUARE EDGE
(MED./HIGH - 1 1/2")~~

EDGING UP-GRADE OPTIONS

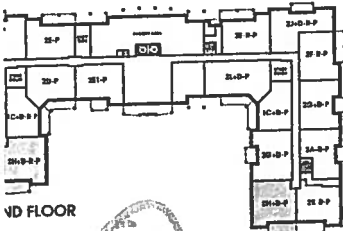
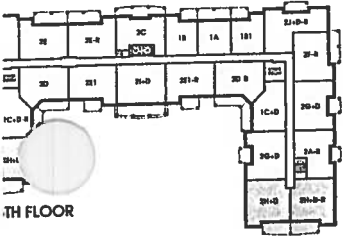
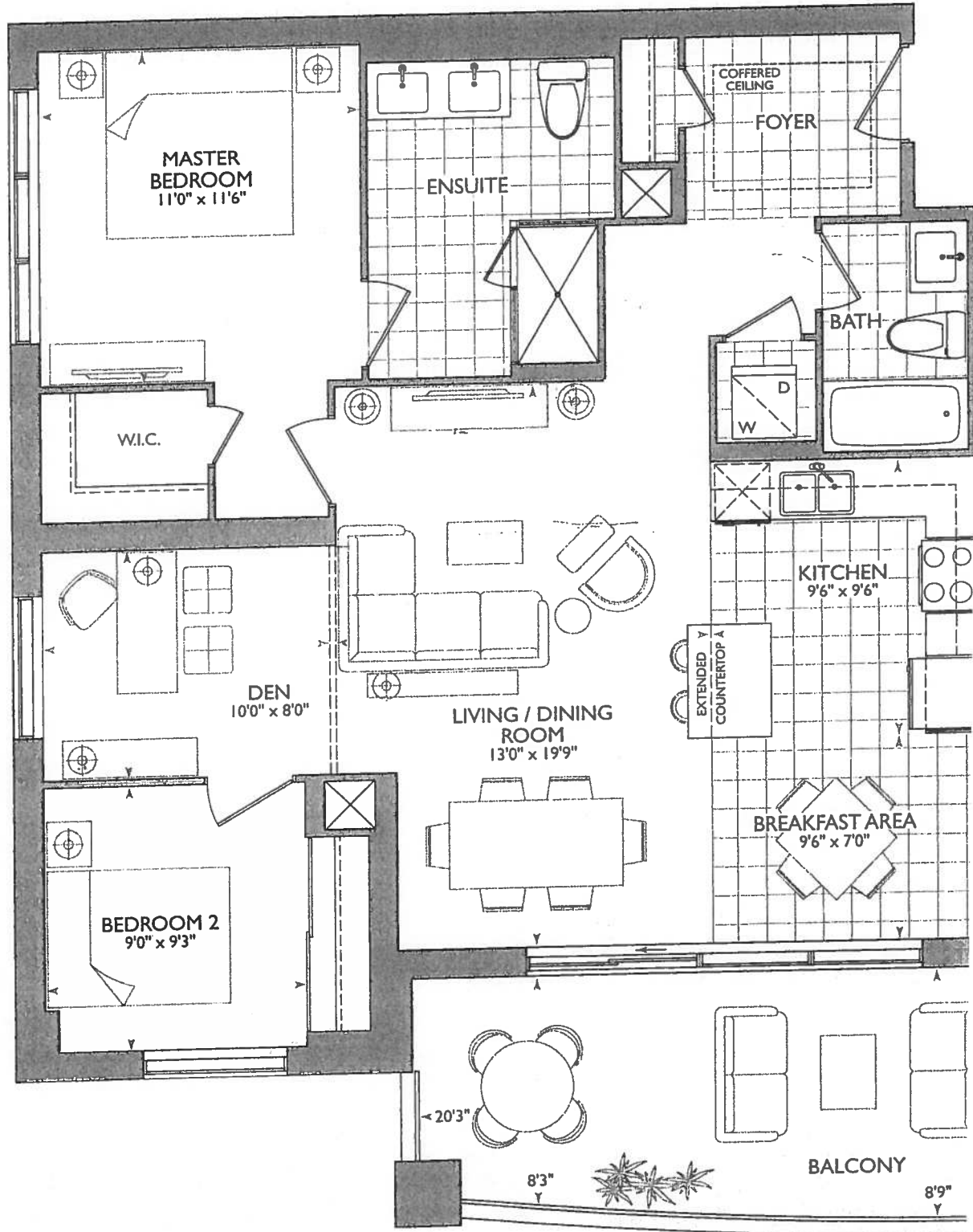


Glen Cove

* ORIGINAL LAYOUT *

SUITE 320

1,162 SQ FT *plus 168 sq. ft. of balcony area*



December 11, 2017

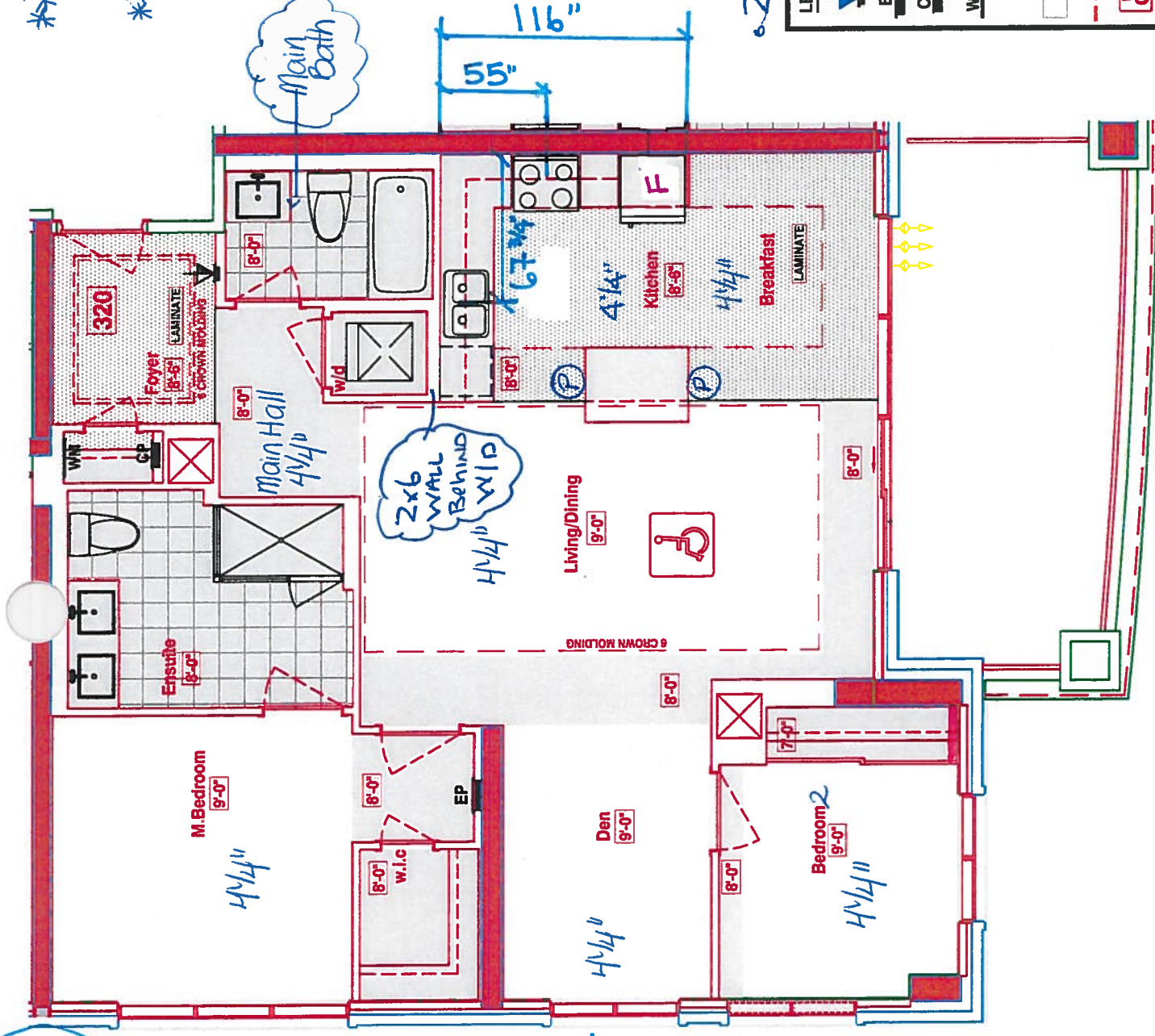
RP# 1EP

KITCHEN

- UPG1 - APPLIANCE PACKAGE
- 2x = (P) - PLUGS ISLAND
- 6x = PUCK LIGHTS
- 55" STOVE PIPE CENTER
- 67 3/4" SINK PIPE CENTER
- MAIN + ENSUITE RAISED VANITIES 36 1/4" @ 3" SPACIT.

* BARRIER FREE SUITE

- * 2x Mirrors at; Main Bath and Master Ensuite
- * Delete Ceramic Accessories at; Main Bath and Master Ensuite



2x6 WALL BEHIND WASH/DRYER

RECEIVED
DECEMBER 11, 2017

SUITE 320 - GLEN COVE

Royal Pine Homes 25 Baker Hill Blvd - Stouffville, ON Dec 11, 2017



Book
SITE COPY

CONSTRUCTION SUMMARY

Hampton Place

PURCHASERS: RICHARD A. PRYCE and LORNA E. PRYCE TEL: RES.: 905-683-0285

LOT NUMBER	PHASE	HOUSE TYPE	CLOSING DATE	
320	1	GLEN COVE	03-Oct-18	

Offer	PURCHASER TO RECEIVE \$10,000(INCLUDES APPLICABLE TAXES) WORTH OF UPGRADES AT THE DECOR CENTER AT TIME OF COLOUR CHART.
Workshee	Note:

	VENDOR TO SUPPLY AND INSTALL STANDARD LAMINATE FLOORING IN LIEU OF TILES IN THE KITCHEN,BREAKFAST AREA ,MAIN FOYER AND MAIN CLOSET
Workshee	Note:



SITE COPY

CONSTRUCTION SUMMARY

Hampton Place

PURCHASERS: RICHARD A. PRYCE and LORNA E. PRYCE

TEL: RES.: 905-683-0285

LOT NUMBER	PHASE	HOUSE TYPE	CLOSING DATE	
320	1	GLEN COVE	03-Oct-18	

Date Added: 11-Dec-17

Invoice Number: 7052

921 - HARDWOOD FLOORING - Install prefinished 4 1/4" x 1/2" Red Oak Lock Floating Floor in lieu of builders standard laminate flooring. To be installed throughout; Foyer, Living/Dining Room, Den, Kitchen/Breakfast, Master Bedroom & Bedroom #2 (See Sketch)

1 - KITCHEN & BATHROOMS - SEE QUALITY TOPS & KITCHENS FOR ALL KITCHEN & BATHROOMS UPGRADES / LAYOUTS. (See Attached QTK Paperwork) (Upgrade Package #1)
Note:

2 - KITCHEN - Install TWO (2) ADDITIONAL PUCK LIGHTS (Same Switch as Standard Puck Lights) at kitchen. To be installed below kitchen cabinetry, where applicable. (See Attached QTK Layout for Locations)
Note: Purchaser Paying Difference for Additional Puck Lights - Standard Kitchen to Receive Four (4) Puck Lights - Upgrade Kitchen Requires Six (6) Puck Lights

1 - KITCHEN - Countertop Edging - Install UPGRADE " M " EDGING - To be installed throughout kitchen countertop, where applicable. (See Sketch)
Note:

1 - DISCLAIMER - STONE COUNTERTOP;
KITCHEN - Stone slabs vary in size & all seams are visible & the fabricator reserves the right to position the seams as necessary.
Note:

1 - KITCHEN - Kitchen Sink - Install Standard Undermount Sink - BLANCO Horizon Plus U2 Undermount Sink (8") - Model # 401234
Note:

1 - KITCHEN - Kitchen Faucet - Install Standard Faucet - DELTA Chrome Pull-Out Kitchen Faucet (Single Hole) - Model # 469LF-Chrome

1 - APPLIANCE PACKAGE - Install Upgrade Appliance Package - UPGRADE PACKAGE #1 - To be Installed throughout suite, where applicable. (See Sketch)
Note:

1 - KITCHEN - Install WATER LINE ROUGH-IN ONLY To Fridge at Kitchen (See Sketch)
Note:

1 - CLARIFICAITON;
MAIN BATH & MASTER ENSUITE - Install RAISED VANITY HEIGHTS at Main Bath and Master Ensuite Vanities, where applicable. (See Attached QTK Paperwork)
Note:

1 - CLARIFICATION;
MAIN BATH & MASTER ENSUITE - Install Standard 3" Splash throughout Main Bath and Master Ensuite Vanity Countertops, where applicable. (See Sketch)
Note:

1 - DISCLAIMER - STONE COUNTERTOP;
MAIN BATH & MASTER ENSUITE - Stone slabs vary in size & all seams are visible & the fabricator reserves the right to position the seams as necessary.
Note:

1 - CLARIFICATION;
MAIN BATH & MASTER ENSUITE - Install Standard Plumbing Fixtures throughout Main Bath and Master Ensuite, where applicable. (See Sketch)
Note:

1 - CLARIFICATION;
MASTER ENSUITE - Purchaser accepts & acknowledges the standard frameless glass enclosure at master ensuite shower stall will NOT touch the ceiling and will receive a Standard Chrome Header. (See Sketch)
Note:



SITE COPY

CONSTRUCTION SUMMARY

Hampton Place

PURCHASERS: RICHARD A. PRYCE and LORNA E. PRYCE

TEL: RES.: 905-683-0285

LOT NUMBER	PHASE	HOUSE TYPE	CLOSING DATE
320	1	GLEN COVE	03-Oct-18

Date Added: 11-Dec-17 Invoice Number: 7052

1 - CLARIFICATION;
MAIN BATH & MASTER ENSUITE - DELETE Do Not Install / Supply / Credit Purchaser for builders standard ceramic bathroom accessories (toilet
owel bar & soap dish) throughout all bathrooms where applicable
To Include; Main Bath & Master Ensuite (See Sketch)

1 - CLARIFICATION;
MAIN BATH & MASTER ENSUITE - DELETE Do Not Install / Supply / Credit Purchaser for builders standard Bathroom Mirrors, throughout all
bathrooms, where applicable. To Include; Main Bath and Master Ensuite. (See Sketch)
Note:

1 - BONUS PACKAGE - PURCHASER HAS APPLIED \$10,000.00 (Includes Taxes) WORTH OF UPGRADE PROMOTIONAL PACKAGE
TOWARDS THE PURCHASE OF UPGRADES COMPLETED AT THE DECOR CENTRE.
Note:

1 - REFERRAL FEE - Purchaser has Applied Referral Fee of; \$1,000.00 (Includes Taxes) Has been Applied to Upgrades Completed at the Decor
Centre.
Note:

1 - PURCHASER HAS ATTENDED A COLOR APPOINTMENT AT THE DECOR CENTRE AND HAS DECLINED ANY ADDITIONAL
UPGRADES. Purchaser accepts and acknowledges that there will be no further changes/additions/deletions to be made upon signing on December
11,2017
Note:

1 - PURCHASER AWARE AND ACCEPTS THAT ANY CHANGES MADE TO UPGRADES AFTER SIGNING THIS PURCHASERS EXTRA
FORM ARE SUBJECT TO A MINIMUM ADMINISTRATION FEE OF \$1,000 PLUS A 10% HOLDBACK FEE.
Note:

This Document is Extremely Time Sensitive - Printed 21 Feb 18 at 12:34



* INTERIOR CURTAIN SCHEME *

Purchasers

RICHARD A. PRYCE & LORNA E. PRYCE

Decor Consultant

Melissa Di Martino

Model Type

GLEN COVE

Telephone Res. / Bus

(905) 683-0285 /

Project

Hampton Place

Closing Date

03/10/2018

Unit

320

Page 1 of 3

Flooring

Description	Main	Accent/Insert	Pattern
✓ 13x13 RUSTIC GREY (STD)	✓ 8x10 NATURALE GRIGIO (STD)	NONE	NONE
✓ 13x13 HELLO SILVER (STD)	✓ 8x10 GOLF GRIGIO (STD)	NONE	NONE
N/A	N/A	N/A	N/A
✓ 4 1/4" Mirage Red Oak Charcoal (SemiGloss)(UPG)	✓ 12x12 TwilightMocha GlassMosaics (STD)	NONE	NONE
✓ 4 1/4" Mirage Red Oak Charcoal (SemiGloss)(UPG)	N/A	N/A	N/A
✓ 8x8 BEHRAM PINK (STD)	N/A	N/A	N/A
✓ 4 1/4" Mirage Red Oak Charcoal (SemiGloss)(UPG)	N/A	N/A	N/A
✓ 4 1/4" Mirage Red Oak Charcoal (SemiGloss)(UPG)	✓ 4 1/4" Mirage Red Oak Charcoal (SemiGloss)(UPG)		
✓ 4 1/4" Mirage Red Oak Charcoal (SemiGloss)(UPG)			
✓ 4 1/4" Mirage Red Oak Charcoal (SemiGloss)(UPG)			
✓ 4 1/4" Mirage Red Oak Charcoal (SemiGloss)(UPG)			
✓ 4 1/4" Mirage Red Oak Charcoal (SemiGloss)(UPG)			
N/A			

Wall Tile

Main	Accent/Insert	Pattern
8x10 NATURALE GRIGIO (STD)	NONE	NONE
8x10 GOLF GRIGIO (STD)	NONE	NONE
N/A	N/A	N/A
12x12 TwilightMocha GlassMosaics (STD)	NONE	NONE
N/A	N/A	N/A
N/A	N/A	N/A
N/A	N/A	N/A
N/A	N/A	N/A

Notes

Page 1 of 3

Consultant: 
Melissa Di Martino

Purchaser: 
RICHARD A. PRYCE

Purchaser: 
LORNA E. PRYCE

Vendor: 
Hampton Place



* INTERIOR CLOSING SCHEME *

Purchasers		Decor Consultant	Model Type	Telephone Res. / Bus	Project	Closing Date	Unit
RICHARD A. PRYCE & LORNA E. PRYCE		Melissa Di Marino	GLEN COVE	(905) 683-0285 /	Hampton Place	03/10/2018	320

Page 2 of 3

-CABINETRY, VANITIES AND COUNTERTOPS

	Style	Countertop	Counter Edge	Handle / Knob	APPLIANCE PACKAGE
MAIN BATHROOM	CATEGORY 2 - MAPLE - PISTACHIO QT 2503 (STD)	ASPEN CYRUS GREY (STD)	" A " EDGE (STD)	3487-128	Upgrade Package #1 Std 31in Opening
MASTER ENSUITE	CATEGORY 2 - MAPLE - PISTACHIO QT 2503 (STD)	ASPEN CYRUS GREY (STD)	" A " EDGE (STD)	3487-128	
POWDER ROOM	N/A	N/A	N/A	N/A	
KITCHEN / DINETTE	CATEGORY 1 - FIBERBOARD - IVORY QT 1203 (STD)	ASPEN TERRA WHITE (STD)	" M " EDGE (UPG)	3487-128	
LAUNDRY ROOM	N/A	N/A	N/A	N/A	

PLUMBING FIXTURES

KITCHEN	
Sink Model	STANDARD
Sink Faucet	STANDARD
TOILETS	
Master Ensuite	STANDARD
Main Bathroom	STANDARD
Powder Room	N/A
VANITY FAUCETS	
Master Ensuite	STANDARD
Main Bathroom	STANDARD
Powder Room	N/A
VANITY SINKS	
Master Ensuite	STANDARD
Main Bathroom	STANDARD
Powder Room	N/A
SHOWER STALL / TUBS	
Master Ensuite Shower Stall	STANDARD
Master Ensuite Tub	N/A
Main Bathroom Tub	STANDARD

Trim	Baseboard & Casing	STANDARD	Levers	STANDARD
	Interior Doors	STANDARD - CARRARA, SMOOTH	Door Height	STANDARD
Cornice Moulding / Medalion				
Foyer	STANDARD - #CTR-611			
Living Room	STANDARD - #CTR-611			
Dining Room	STANDARD - #CTR-611			
Den	NONE			
Master Bedroom	NONE			
Bedroom 2	NONE			
Bedroom 3	N/A			
Fireplace				
Fireplace	N/A			
Location Flooring	N/A			
Style	N/A			
Finish	N/A			
Marble	N/A			
Hearth	N/A			
Paint Throughout				
Walls	STANDARD - OYSTER WHITE			
Trim	STANDARD - WHITE			

MISC. INSTALLATIONS

Ceramic Accessories
(Installed by Vendor)
☒ Yes ☐ No

Bathroom Mirrors
(Installed by Vendor)
☒ Yes ☐ No

Wire Shelving - Closet
(Installed by Vendor)
☒ Yes ☐ No

Page 2 of 3

Decor Consultant: Melissa Di Marino

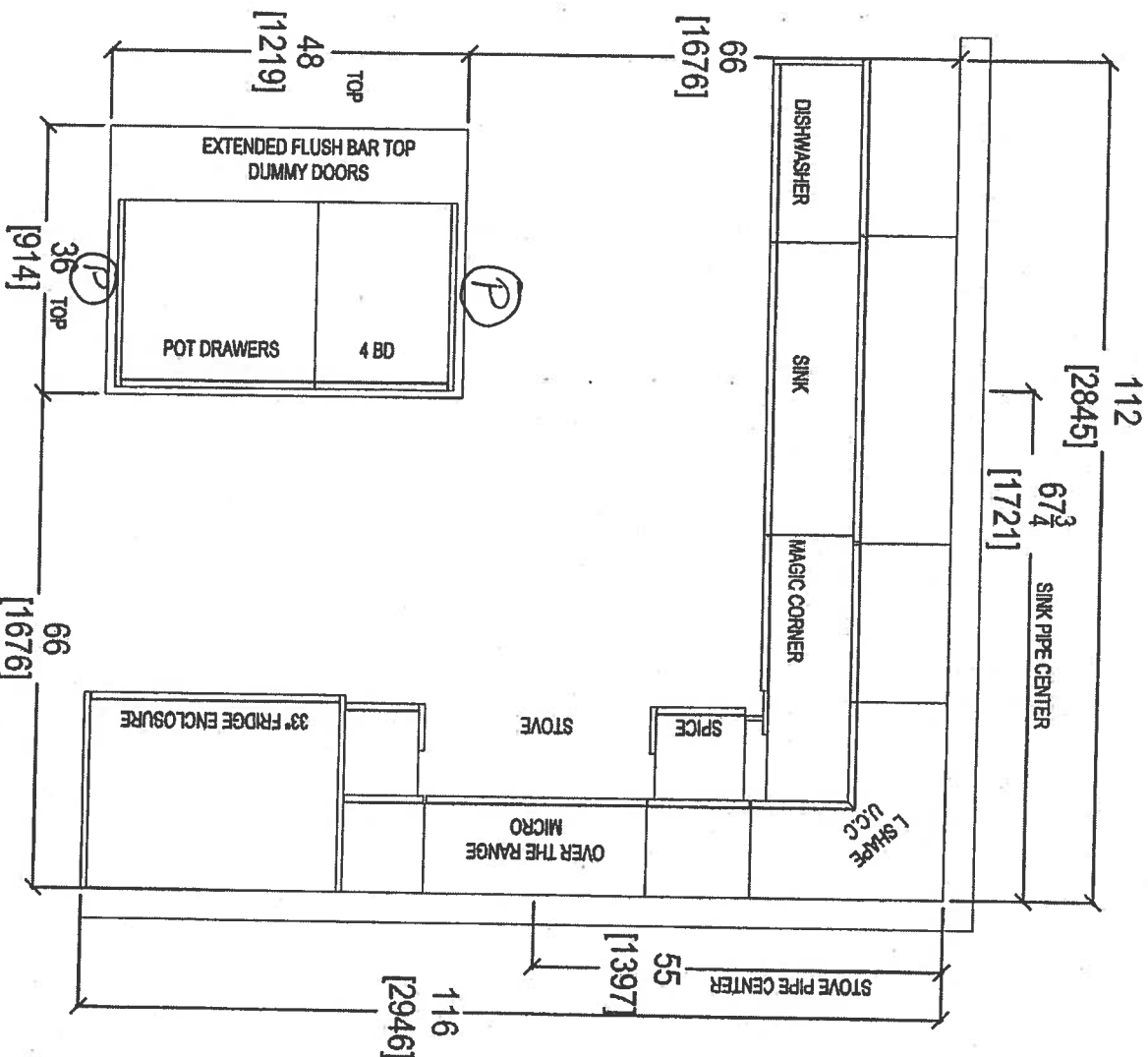
Purchaser: Richard A. Pryce

Purchaser: Lorna E. Pryce

Vendor: Hampton Place

Suite 320 Hampton

Ⓟ Plug



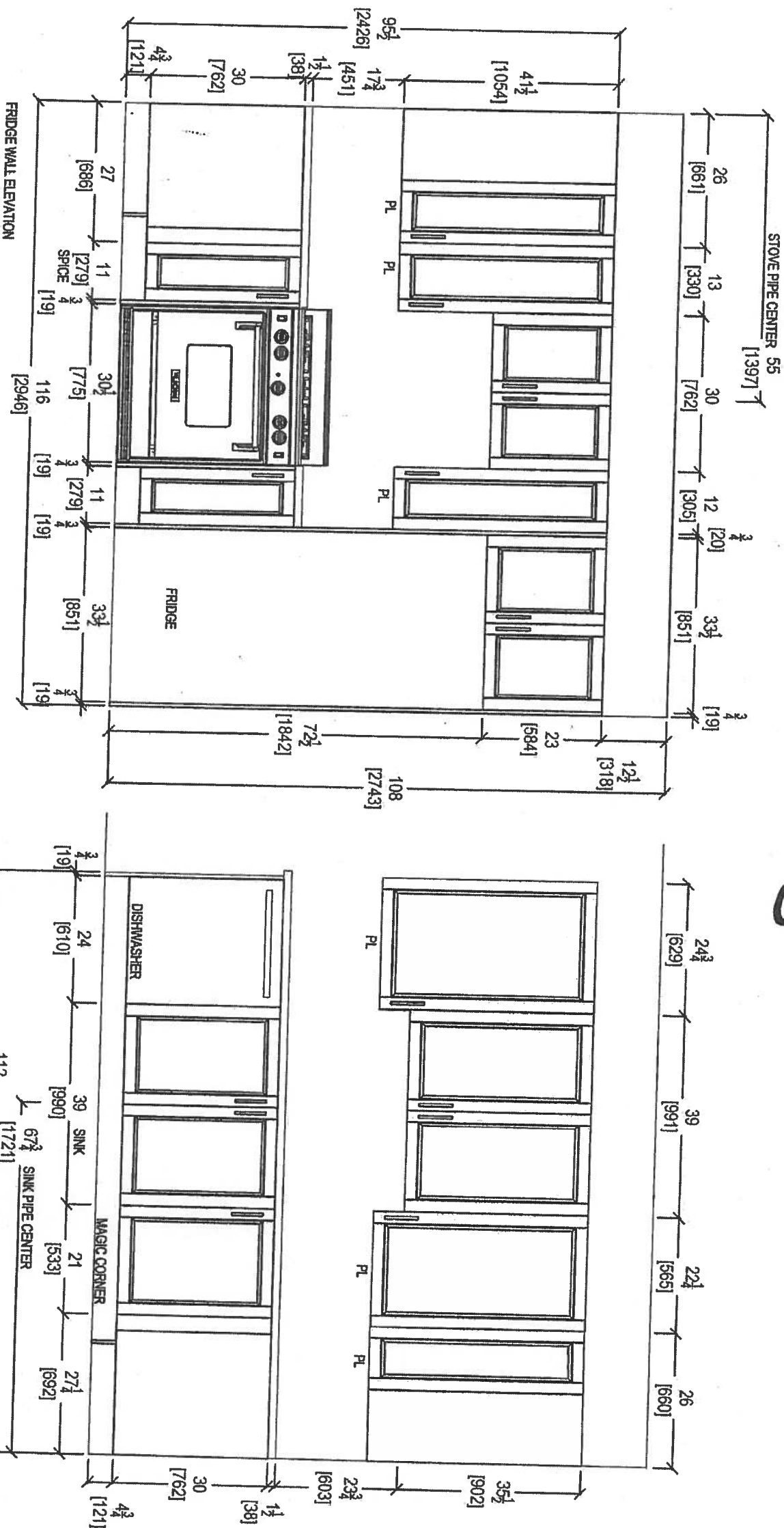
- UPG#1- APPLIANCE PACKAGE
- (X2) PUCK LIGHTS.
- Ⓟ = Plug (X2)
- MAN + ENSUITE RAISED VANITIES
- Ⓡ 3" SPLASH.



your kitchen, your taste.
80 SANTE DRIVE, VAUGHAN, ON L4K 3C4,
T: 416.746.1811 F: 905.761.1811

CLIENT: ROYAL PINE HOMES		UNIT 320 HMP		ROOM: KITCHEN FLOOR PLAN		DRAWN BY: SK		COMMENTS:	
SITE: HAMPTON PLACE		DOOR STYLE: —		DOOR HANDLE: —		SCALE: 1/2" = 1'-0"		PLEASE NOTE ALL DIMENSIONS ARE NOT FINAL AND ARE SUBJECT TO CHANGE UPON SITE MEASURE	
PHONE: —		FINISH: —		DRW HANDLE: —		DATE: JAN 11, 2018			
EMAIL: —		SPECIES: —		TOP: —		PAGE: —			

Suite 320 Hampton PL Rock Light (x6)



QTH

80 SANTE DRIVE, VAUGHAN, ON L4K 3G4,
T: 416.746.1811 F: 905.761

your kitchen, your style

CLIENT: ROYAL PINE HOMES
SITE: HAMPTON PLACE

UNIT 320 HMP
DOOR STYLE: —

ROOM: KITCHEN
DOOR HANDLE: —

DRAWN BY: SK
SCALE: 1/2" = 1' - 0"

COMMENTS:

PHONE: —


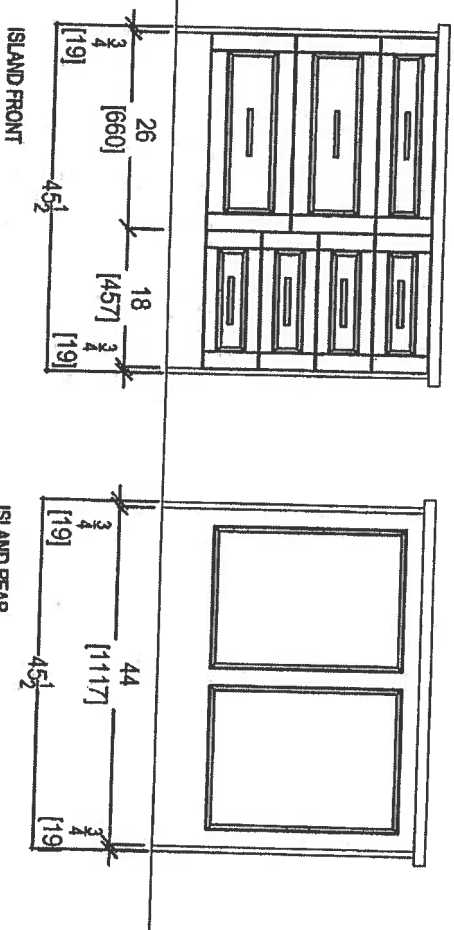
FINISH: —
SPECIES: —

DATE: JAN 11, 2018
PAGE: —

DATE: JAN 11, 2018
PAGE: —

PLEASE NOTE ALL DIMENSIONS
ARE NOT FINAL AND ARE
SUBJECT TO CHANGE UPON
SITE MEASURE

Unit 320 Hampton



your kitchen your taste.
80 SANTE DRIVE, VAUGHAN, ON L4K 3C4,
T: 416.746.1811 F: 905.76

CLIENT: ROYAL PINE HOMES

SITE: HAMPTON PLACE

PHONE: ---

EMAIL: ---

UNIT 320 HMP

DOOR STYLE: ---

FINISH: ---

SPECIES: ---

ROOM: KITCHEN

DOOR HANDLE: ---

DRAW HANDLE: ---

TOP: ---

DRAWN BY: SK

SCALE: 1/2" = 1'-0"

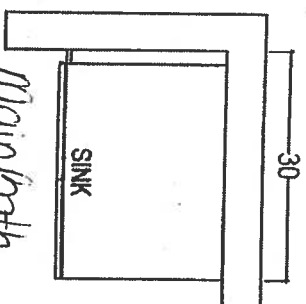
DATE: JAN 11, 2018

PAGE: ---

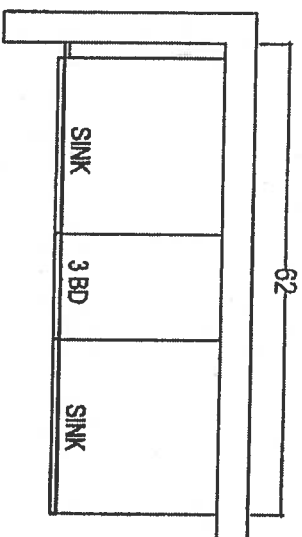
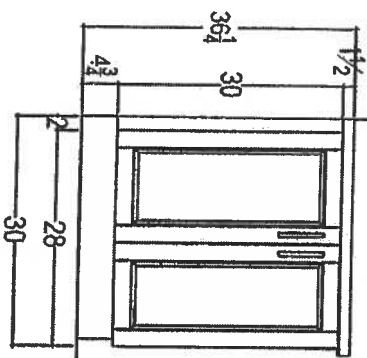
COMMENTS:

PLEASE NOTE ALL DIMENSIONS
ARE NOT FINAL AND ARE
SUBJECT TO CHANGE UPON
SITE MEASURE

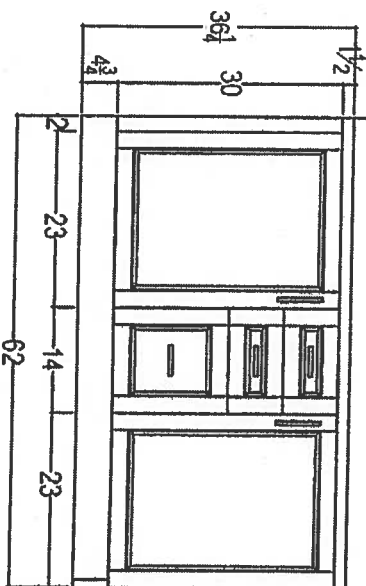
Suite 320 Hampton



Main bath
*Raised
Height



MASTER ENSUITE
*Raised
Height



80 SANTE DRIVE, VAUGHAN, ON L4K 3C4,
T: 416.748.1811 F: 905.761.5901

CLIENT: ROYAL PINE HOMES	GLEN COVE 2H+ D UPGRADE PACKAGE 1	ROOM: VANITIES	DRAWN BY: SK
SITE: HAMPTON PLACE	DOOR STYLE: —	DOOR HANDLE: —	SCALE: 1/2" = 1'-0"
PHONE: —	FINISH: —	DRW HANDLE: —	DATE: AUG 4, 2017
EMAIL: —	SPECIES: —	TOP: —	PAGE: —

COMMENTS:
PLEASE NOTE ALL DIMENSIONS
ARE NOT FINAL AND ARE
SUBJECT TO CHANGE UPON
FINAL SITE MEASURE

Suite 320
Hampton

Upgrade
Package I




WRB322DMBM

Whirlpool®

<http://www.whirlpool.com>

32 1/2 inches wide Bottom-Freezer Refrigerator with
SpillGuard™ Glass Shelves - 22 cu. ft



Key Features:

- SpillGuard™ Glass Shelves
- Adaptive Defrost / *Factory Installed Ice maker*
- FreshFlow™ Produce Preserver
- LED Interior Lighting
- ENERGY STAR® Qualified

Product Dimensions:

Height: 70

Width: 32 5/8

Depth: 33 3/8

Electrical Requirements:

15

Additional Information:

[Use And Care Guide](#)

[Dimension Guide](#)

[Energy Guide](#)

[Warranty Certificate](#)

INVESTED
IN
AMERICA



©Registered trademark/TM Trademark of Whirlpool, U.S.A. © 2016 Whirlpool Corporation. All Rights Reserved.
All other trademarks are owned by their respective companies.
Because Whirlpool Corporation policy includes a continuous commitment to improve our products, we reserve
the right to change materials and specifications without notice. We also reserve the right to discontinue or
transition products without notice.
Manufacturer's Suggested Retail Price (MSRP) and Minimum Advertised Price (MAP) provided for reference
purposes only. Dealer alone determines advertised and retail prices.
Created On: Tuesday, March 14, 2017 11:30:08

Suite 320 Hampton Upgrade Package 1




YWED75HEFW

Whirlpool®

<http://www.whirlpool.com>

7.4 cu. ft. Duet® High Efficiency Front Load Electric
Dryer with ENERGY STAR®

MSRP: \$0.00



Key Features:

- Advanced Moisture Sensing System
- Quad Baffles
- Tap Touch Controls with Memory
- EcoBoost™ Option
- Wrinkle Shield™ Plus Option
- Undercounter Installation
- 7.4 Cu. Ft. Capacity
- ENERGY STAR® Qualified

Product Dimensions:

Height: 39

Width: 27

Depth: 31

Additional Information:

Use And Care

Installation Guide

Warranty

Available in:

☐ White

INVESTED
IN
AMERICA



®Registered trademark/TM Trademark of Whirlpool, U.S.A. © 2016 Whirlpool Corporation All Rights Reserved. All other trademarks are owned by their respective companies.

Because Whirlpool Corporation policy includes a continuous commitment to improve our products, we reserve the right to change materials and specifications without notice. We also reserve the right to discontinue or transition products without notice.

Manufacturer's Suggested Retail Price (MSRP) and Minimum Advertised Price (MAP) provided for reference purposes only. Dealer alone determines advertised and retail prices.

Suite 320
Hampton

Upgrade
Package I




WFW75HEFW



<http://www.whirlpool.com>

4.5 cu. ft. Front Load Washer with Precision
Dispense



Key Features:

- Precision Dispense
- Adaptive Wash Technology
- Smooth Wave Stainless Steel Wash Basket
- 4.5 cu. ft. Capacity
- ENERGY STAR® Qualified

Product Dimensions:

Height: 39 3/4

Width: 27

Depth: 33 5/16

Electrical Requirements:

15 or 20. 120 V.

Additional Information:

[Use And Care Guide](#)

[Dimension Guide](#)

[Installation Guide](#)

[Energy Guide](#)

[Warranty Certificate](#)

INVESTED
IN
AMERICA



©Registered trademark/TM Trademark of Whirlpool, U.S.A. ©2013 Whirlpool Corporation All Rights Reserved.
All other trademarks are owned by their respective companies.
Because Whirlpool Corporation policy includes a continuous commitment to improve our products, we reserve the right to change materials and specifications without notice. We also reserve the right to discontinue or transition products without notice.
Manufacturer's Suggested Retail Price (MSRP) and Minimum Advertised Price (MAP) provided for reference purposes only. Dealer alone determines advertised and retail prices.
Created On: Wednesday, March 23, 2016 11:51:03

Suite 320
Hampton

Upgrade
Package 1



WDTA50SAHZ

Whirlpool®

<http://www.whirlpool.com>

Contemporary Design. Stainless Steel Tub
shwasher with TotalCoverage Spray Arm

Key Features:

- Sensor Cycle
- TotalCoverage Spray Arm
- 1-Hour Wash Cycle
- Tap Touch Controls

Product Dimensions:

Height: 34 1/2

Width: 23 7/8

Depth: 24 1/2

Additional Information:


[Use And Care](#)

[Dimension Guide](#)

[Installation Guide](#)

[Energy Guide](#)

[Warranty](#)



Available in:

● Black

Fingerprint Resistant Sunset Bronze

Fingerprint Resistant Black Stainless

○ White

● Fingerprint Resistant Stainless Steel

INVESTED
IN
AMERICA



©Registered trademark/TM Trademark of Whirlpool, U.S.A. © 2016 Whirlpool Corporation. All Rights Reserved. All other trademarks are owned by their respective companies.

Because Whirlpool Corporation policy includes a continuous commitment to improve our products, we reserve the right to change materials and specifications without notice. We also reserve the right to discontinue or transition products without notice.

Manufacturer's Suggested Retail Price (MSRP) and Minimum Advertised Price (MAP) provided for reference purposes only. Dealer alone determines advertised and retail prices.

Suite 320
Hampton

Upgrade
Package 1



YWMH76719CS

1.9 cu. ft. Microwave Hood Combination with
TimeSavor™ Plus True Convection



<http://www.whirlpool.com>

Key Features:

- TimeSavor™ Plus True Convection Cooking System
- Steam Cooking
- Sensor Cooking
- AccuPop™ Cycle
- CleanRelease® Non-Stick Interior
- SteamClean Option
- Integrated Hidden Vent and Console
- Auto Adapt Fan
- Recessed, Stoppable Glass Turntable
- Universal Microwave Steamer
- 1.9 cu. ft. Capacity
- 1,100 Watts Cooking Power

Product Dimensions:

Height: 17 1/8

Width: 29 15/16

Depth: 18 1/2

Electrical Requirements:

15 or 20. 120 V.

Additional Information:

[Use And Care Guide](#)

[Installation Guide](#)

[Warranty Certificate](#)

Available in:

 Stainless Steel



©Registered trademark/TM Trademark of Whirlpool, U.S.A. © 2013 Whirlpool Corporation All Rights Reserved
All other trademarks are owned by their respective companies.
Because Whirlpool Corporation policy includes a continuous commitment to improve our products, we reserve the right to change materials and specifications without notice. We also reserve the right to discontinue or transition products without notice.
Manufacturer's Suggested Retail Price (MSRP) and Minimum Advertised Price (MAP) provided for reference purposes only. Dealer alone determines advertised and retail prices.
Created On: Monday, March 14, 2016 13:16:48

Suite 320 Hampton

Upgrade Package I




WEE745H0FS

Whirlpool®

6.4 Cu. Ft. Slide-In Electric Range with True
Convection

<http://www.whirlpool.com>



Key Features:

- Frozen Bake™ Technology
- True Convection Cooking
- FlexHeat™ Triple Radiant Element
- Convection Conversion
- AquaLift® Self-Cleaning Technology
- Temperature Sensor
- Rapid Preheat
- 6.4 Cu. Ft. Capacity
- Easy-Wipe Ceramic Glass Cooktop
- Large Oven Window
- Max Capacity Rack
- Hidden Bake Element

Product Dimensions:

Height: 36

Width: 29 7/8

Additional Information:

[Use And Care Guide](#)

[Dimension Guide](#)

[Installation Guide](#)

[Warranty Certificate](#)

INVESTED
IN
AMERICA



©Registered trademark/TM Trademark of Whirlpool, U.S.A. © 2018 Whirlpool Corporation. All Rights Reserved.
All other trademarks are owned by their respective companies.
Because Whirlpool Corporation policy includes a continuous commitment to improve our products, we reserve the right to change materials and specifications without notice. We also reserve the right to discontinue or transition products without notice.
Manufacturer's Suggested Retail Price (MSRP) and Minimum Advertised Price (MAP) provided for reference purposes only. Dealer alone determines advertised and retail prices.
Created On: Friday, January 27, 2017 10:46:47

Countertop Edges

Suite 320

Hampton

LEP KMT

Dec. 11, 2017

CONNOLLY Marble & Granite Ltd.

EDGE
DETAILS

004

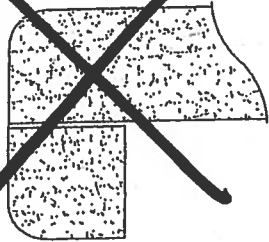
A.



STRAIGHT EDGE
(STANDARD - 3/4")

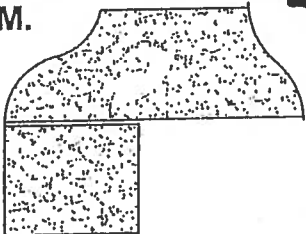
Standard:
Main Bath
Master Ensuite

I.



DOUBLE TOP "D" EDGE
(STANDARD - 1 1/2")


M.



OGEE - SQUARE EDGE
(MED./HIGH - 1 1/2")

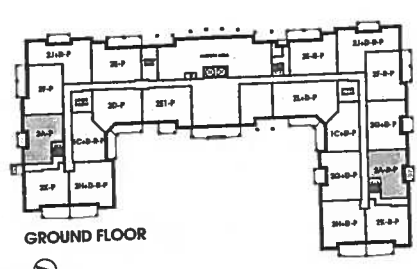
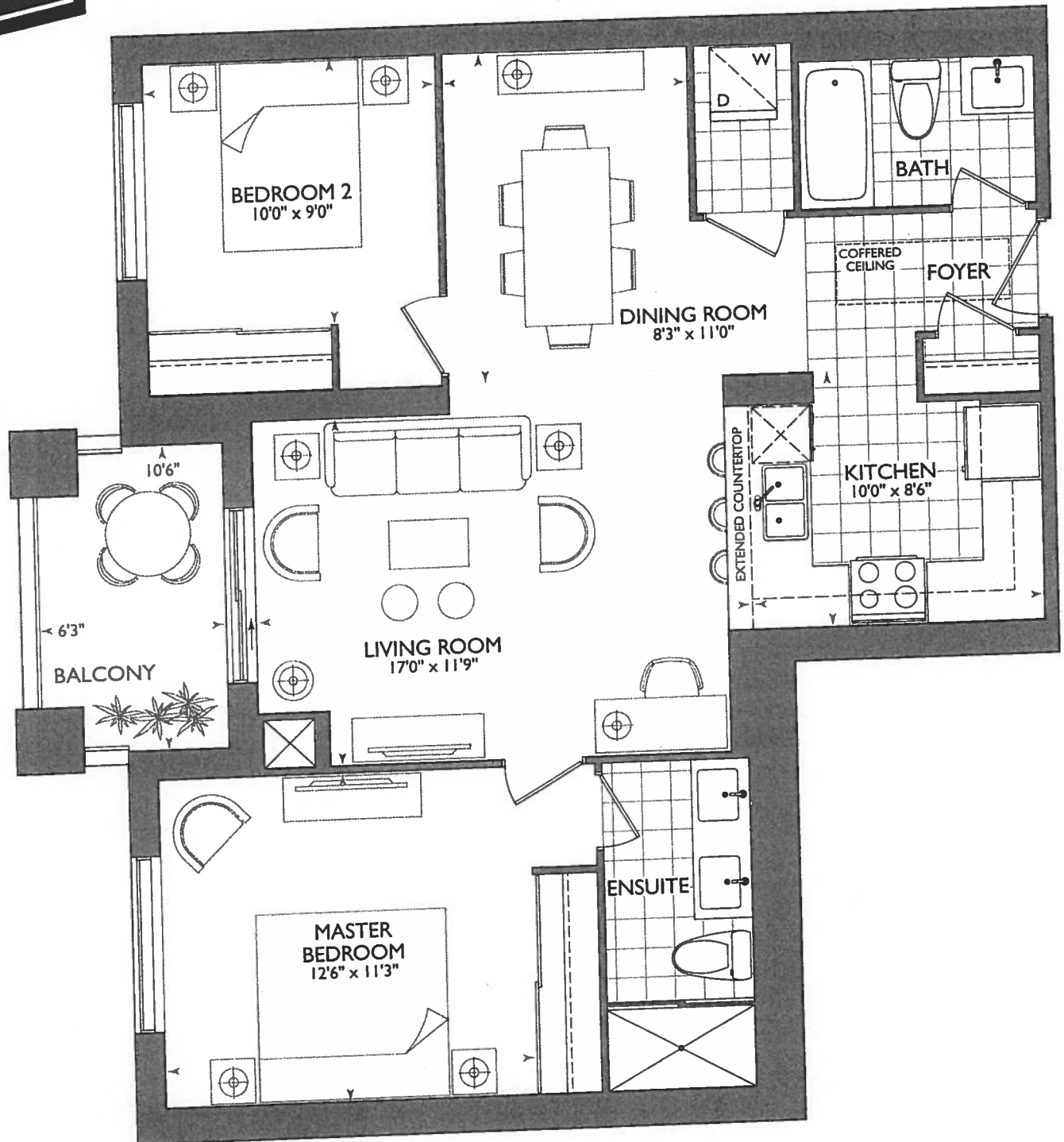
Upgrade:
Kitchen

EDGING UP-GRADE OPTIONS

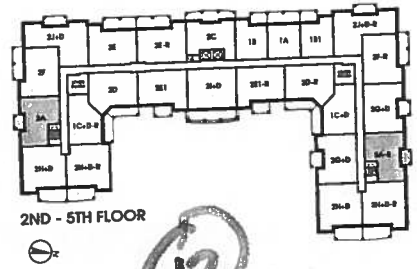


Montauk ^{* ORIGINAL} SUITE 321

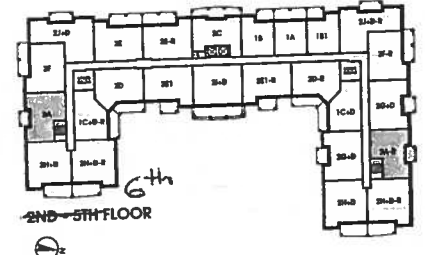
988 SQ FT *plus 61 sq. ft. of balcony area*



GROUND FLOOR



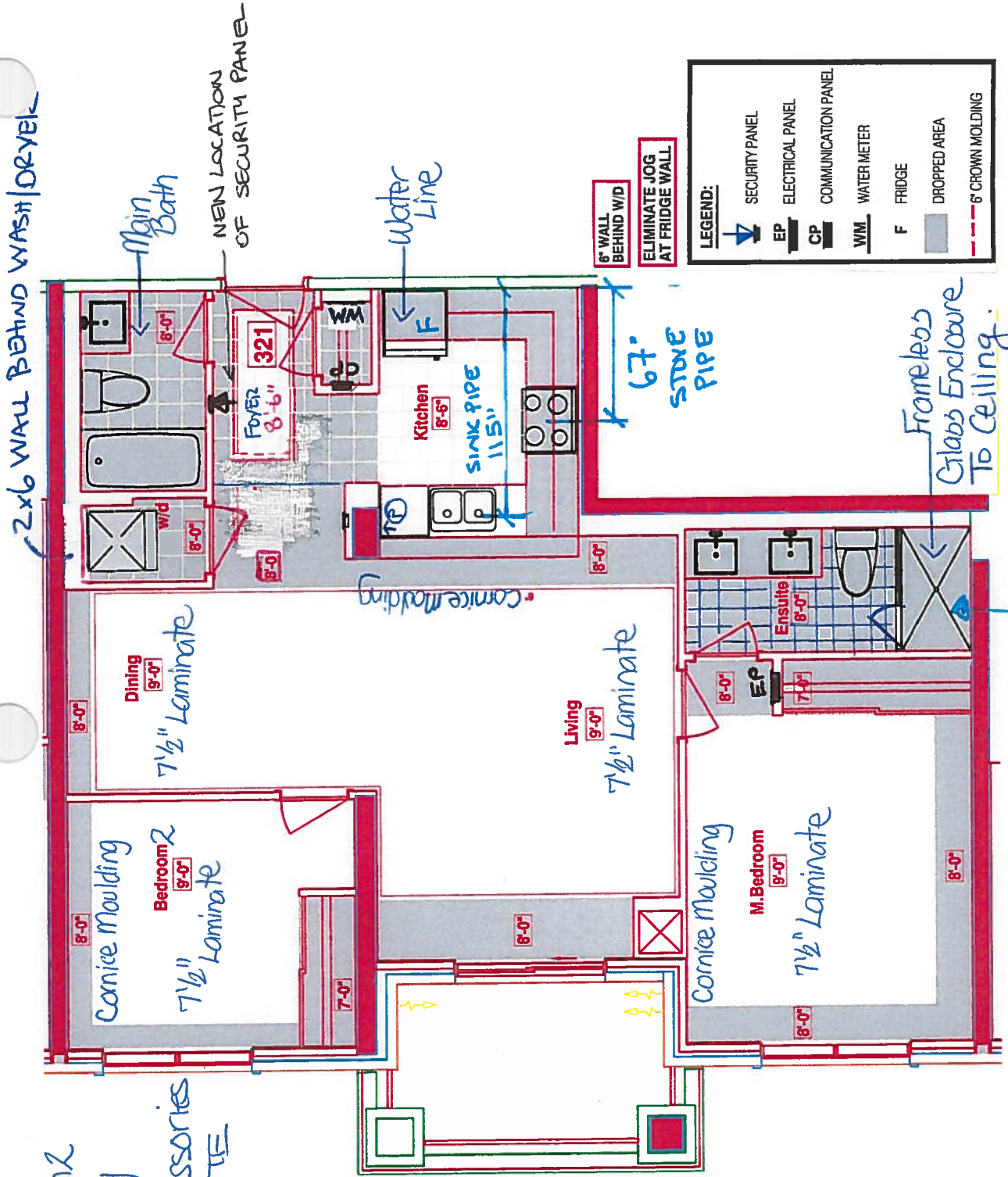
2ND - 5TH FLOOR



6th
2ND - 5TH FLOOR

12

A1



* Master Bedroom & Bedroom 2
Install Cornice Molding

* Delete Bathroom Accessories
MAIN BATH & MASTER ENSUITE

KITCHEN

- UPG#1- APPLIANCE PACKAGE
- (4x) - PUCK LIGHTS
- (P) = PLUG ON WALL OVER DISHWASHER FOR PENINSULA PLUG.
- 67" STOVE PIPE
- 115" SINK PIPE CENTER.

* UPGRADED OPT#1- PACKAGE
DELTA TRADITIONAL 17 SERIES KIT
INTEGRATED DIVERTER VALVE + WALL MOUNT
ARM



Book
SITE COPY

CONSTRUCTION SUMMARY
Hampton Place

PURCHASER: ANNE LOUISE JONES

TEL: RES.: 905-642-6895

LOT NUMBER	PHASE	HOUSE TYPE	CLOSING DATE	
321	1	MONTAUK	03-Oct-18	

Offer	PURCHASER TO RECEIVE \$5,000(INCLUDES APPLICABLE TAXES) WORTH OF UPGRADES AT THE DECOR CENTER AT TIME OF COLOUR CHART. Note:
Workshee	



SITE COPY

CONSTRUCTION SUMMARY

Hampton Place

PURCHASER: ANNE LOUISE JONES

TEL: RES.: 905-642-6895

LOT NUMBER	PHASE	HOUSE TYPE	CLOSING DATE	
321	1	MONTAUK	03-Oct-18	

Date Added: 22-Nov-17

Invoice Number: 7031

46 - MASTER BEDROOM - Cornice Moulding - Install Cornice Moulding - Style #CTR-311 - Throughout perimeter of master bedroom, where applicable. (See Sketch)
Includes Paint

43 - BEDROOM #2 - Cornice Moulding - Install Cornice Moulding - Style #CTR-311 - Throughout perimeter of bedroom #2, where applicable. (See Sketch)
Note: Includes Paint

1 - KITCHEN & BATHROOMS - Purchaser has DECLINED All Upgrades offered during decor appointment at the decor centre for kitchen & bathroom cabinetry. Standard Kitchen Layout & Standard Bathroom Vanities to be installed as per standard plan. (See Sketch)
Note:

1 - KITCHEN - Install Standard Granite Countertop - BIANCO ANTICO - Throughout kitchen, where applicable. (does not include granite backsplash) (See Sketch)
Note:

1 - DISCLAIMER - GRANITE COUNTERTOP;
KITCHEN - Due to the many variables that can affect the pattern, colour and/or design and "pitting" of natural products, granite installed will not be identical to the samples displayed.
Note: Every effort is made to provide granite countertops as close as possible but the vendor is not responsible for results which differ from the sample displayed. All countertop surfaces may have seams, and product pattern and shade can change in areas containing seams.

1 - DISCLAIMER - STONE COUNTERTOP;
KITCHEN - Stone slabs vary in size & all seams are visible & the fabricator reserves the right to position the seams as necessary.
Note:

1 - KITCHEN - Kitchen Sink - Install Standard Undermount Sink - BLANCO Horizon Plus U2 Undermount Sink (8") - Model # 401234
Note:

1 - KITCHEN - Kitchen Faucet - Install Upgrade Faucet - DELTA - MATEO Pull-Down Kitchen Faucet (Single Hole) - Model # 9183-DST - Chrome (See Attached)
Note:

1 - APPLIANCE PACKAGE - Install Upgrade Appliance Package - UPGRADE PACKAGE # 1 - To be installed throughout suite, where applicable. (See Sketch)
Note:

1 - KITCHEN - Install WATER LINE ROUGH-IN ONLY To Fridge at Kitchen (See Sketch)
Note:

1 - MASTER ENSUITE - Install Upgrade FRAMELESS GLASS Shower Enclosure at Master Ensuite Shower Stall. Glass to Extend Up to Touch the Ceiling. (See Sketch)
Note:

1 - MASTER ENSUITE - Install Standard Granite Countertop - BIANCO ANTICO - Throughout master ensuite vanity, where applicable (Includes 3" Splash) (See Sketch)

1 - DISCLAIMER - GRANITE COUNTERTOP;
MASTER ENSUITE - Due to the many variables that can affect the pattern, colour and/or design and "pitting" of natural products, granite installed will not be identical to the samples displayed.
Note: Every effort is made to provide granite countertops as close as possible but the vendor is not responsible for results which differ from the sample displayed. All countertop surfaces may have seams, and product pattern and shade can change in areas containing seams.

1 - DISCLAIMER - STONE COUNTERTOPS;
MAIN BATH & MASTER ENSUITE - Stone slabs vary in size & all seams are visible & the fabricator reserves the right to position the seams as necessary.
Note:



SITE COPY

CONSTRUCTION SUMMARY

Hampton Place

PURCHASER: ANNE LOUISE JONES

TEL: RES.: 905-642-6895

LOT NUMBER	PHASE	HOUSE TYPE	CLOSING DATE
321	1	MONTAUK	03-Oct-18

Date Added: 22-Nov-17

Invoice Number: 7031

1 - CLARIFICATION;
MAIN BATH & MASTER ENSUITE - Install Standard 3" Splash throughout Main Bath and Master Ensuite Vanity Countertop, where applicable.
(Sketch)

1 - CLARIFICATION;
MAIN BATH & MASTER ENSUITE - DELETE Do Not Install / Supply / Credit Purchaser for builders standard ceramic bathroom accessories (toilet paper, towel bar & soap dish) throughout all bathrooms where applicable.
Note: To Include; Main Bath & Master Ensuite (See Sketch)

2 - MASTER ENSUITE - Vanity Faucet - Install Upgrade Faucet - DELTA - CASSIDY Lavatory Faucet (Single Hole) - Model # 597-LF-MPU-Chrome (x2 Sinks) (See Sketch)
Note:

1 - MASTER ENSUITE - Shower Stall - Install Upgrade Package Option #1 - DELTA - Traditional 17 Series Kit - Integrated Diverter Valve Includes with Stops Rough-In Wall Mount Arm - Model # DF-KIT12-WS - Chrome (See Sketch)
Note:

1 - BONUS PACKAGE - PURCHASER HAS APPLIED \$5,000.00 (Includes Taxes) WORTH OF UPGRADE PROMOTIONAL PACKAGE TOWARDS THE PURCHASE OF UPGRADES COMPLETED AT THE DECOR CENTRE.
Note:

1 - PURCHASER HAS ATTENDED A COLOR APPOINTMENT AT THE DECOR CENTRE AND HAS DECLINED ANY ADDITIONAL UPGRADES. Purchaser accepts and acknowledges that there will be no further changes/additions/deletions to be made upon signing on November 22,2017
Note:

1 - PURCHASER AWARE AND ACCEPTS THAT ANY CHANGES MADE TO UPGRADES AFTER SIGNING THIS PURCHASERS EXTRA FORM ARE SUBJECT TO A MINIMUM ADMINISTRATION FEE OF \$1,000 PLUS A 10% HOLDBACK FEE.
Note:

This Document is Extremely Time Sensitive - Printed 21 Feb 18 at 12:35



* INTERIOR CLOSING SCHEME *

Purchaser ANNE LOUISE JONES	Decor Consultant Melissa Di Marino	Model Type MONTAUK	Telephone Res. / Bus (905) 642-6895 /	Project Hampton Place	Closing Date 03/10/2018	Unit 321
--------------------------------	---------------------------------------	-----------------------	--	--------------------------	----------------------------	-------------

Page 2 of 3

- CABINETRY, VANITIES AND COUNTERTOPS

	Style	Countertop	Counter Edge	Handle / Knob	APPLIANCE PACKAGE
MAIN BATHROOM	<input checked="" type="checkbox"/> CATEGORY 2 - MPLE - CHESTNUT QT 2503 (STD)	ASPEN TERRA WHITE (STD)	A " EDGE (STD)	3487-128	Upgrade Package #1
MASTER ENSUITE	<input checked="" type="checkbox"/> CATEGORY 1 - FIBERBOARD - WHITE QT 1203 (STD)	BIANCO ANTICO GRANITE (STD)	A " EDGE (STD)	3487-128	
POWDER ROOM	N/A	N/A	N/A	N/A	
KITCHEN / DINETTE	<input checked="" type="checkbox"/> CATEGORY 1 - FIBERBOARD - WHITE QT 1203 (STD)	BIANCO ANTICO GRANITE (STD)	A " EDGE (STD)	3487-128	
LAUNDRY ROOM	N/A	N/A	N/A	N/A	
					Std 31in Opening



PLUMBING FIXTURES

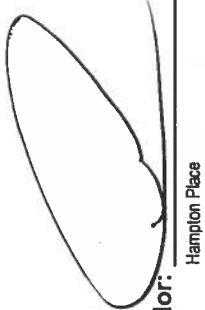
KITCHEN	<input checked="" type="checkbox"/> STANDARD
Sink Model	<input checked="" type="checkbox"/> UPG - Delta Mateo #9183DST-Chrome
Sink Faucet	
TOILETS	
Master Ensuite	<input checked="" type="checkbox"/> STANDARD
Main Bathroom	<input checked="" type="checkbox"/> STANDARD
Powder Room	N/A
VANITY FAUCETS	
Master Ensuite	<input checked="" type="checkbox"/> UPG-Delta Cassidy #597LF-Chrome
Main Bathroom	<input checked="" type="checkbox"/> STANDARD
Powder Room	N/A
VANITY SINKS	
Master Ensuite	<input checked="" type="checkbox"/> STANDARD
Main Bathroom	<input checked="" type="checkbox"/> STANDARD
Powder Room	N/A
SHOWER STALL / TUBS	
Master Ensuite Shower Stall	<input checked="" type="checkbox"/> UPG - Delta Traditional #DF-KIT12
Master Ensuite Tub	N/A
Main Bathroom Tub	<input checked="" type="checkbox"/> STANDARD

Trim	Baseboard & Casing	STANDARD	Levers	STANDARD
	Interior Doors	STANDARD - CARRARA SMOOTH	Door Height	STANDARD
	Cornice Moulding / Medallion		Fireplace	
	Foyer	<input checked="" type="checkbox"/> STANDARD - #CTR-611	Fireplace	N/A
	Living Room	<input checked="" type="checkbox"/> STANDARD - #CTR-611	Location Flooring	N/A
	Dining Room	<input checked="" type="checkbox"/> STANDARD - #CTR-611	Style	N/A
	Den	N/A	Finish	N/A
	Master Bedroom	<input checked="" type="checkbox"/> UPGRADE - #CTR-611	Marble	N/A
	Bedroom 2	<input checked="" type="checkbox"/> UPGRADE - #CTR-611	Hearth	N/A
	Bedroom 3	N/A		
	Paint Throughout		Trim	
	Walls	STANDARD - OYSTER WHITE		STANDARD - WHITE

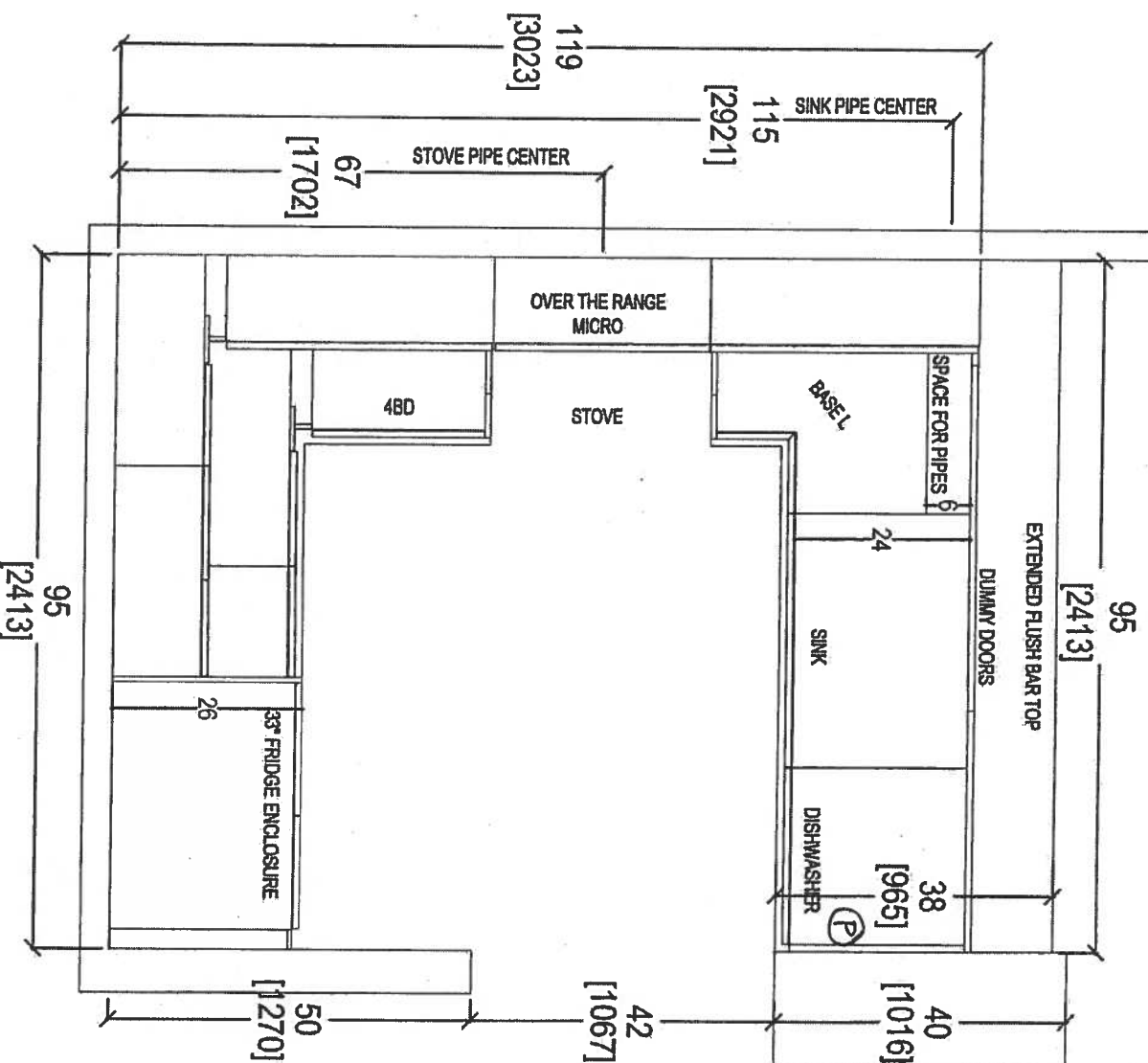
MISC. INSTALLATIONS
Ceramic Accessories (installed by Vendor) <input checked="" type="checkbox"/> Yes <input type="checkbox"/> No
Bathroom Mirrors (installed by Vendor) <input checked="" type="checkbox"/> Yes <input type="checkbox"/> No
Wire Shelving - Closet (installed by Vendor) <input checked="" type="checkbox"/> Yes <input type="checkbox"/> No

Page 2 of 3

Decor Consultant:  Melissa Di Marino
Purchaser:  ANNE LOUISE JONES

Vendor: 
Hampton Place
Printed Nov 22, 2017 11:11 am

Suite 321 Hampton



- (x4) Puck Lights
- (P) = Plug on wall above dishwasher for Peninsula Pucks.
- UPG #1 - APPLIANCE PACKAGE

Nov 23, 2017



your kitchen, your taste.
80 SANTE DRIVE, VAUGHAN, ONTARIO, CANADA
T: 416.746.1811 F: 905.746.1811

CLIENT: ROYAL PINE HOMES	JOB NAME: UNIT 321 HMP	ROOM: KITCHEN FLOOR PLAN	DRAWN BY: SK	COMMENTS:
SITE: HAMPTON PLACE	DOOR STYLE: —	DOOR HANDLE: —	SCALE: 1/2" = 1'-0"	PLEASE NOTE ALL DIMENSIONS ARE NOT FINAL AND ARE SUBJECT TO CHANGE UPON FINAL SITE MEASURE
PHONE: —	FINISH: —	DRW HANDLE: —	DATE: NOV 22, 2017	
EMAIL: —	SPECIES: —	TOP: —	PAGE: —	

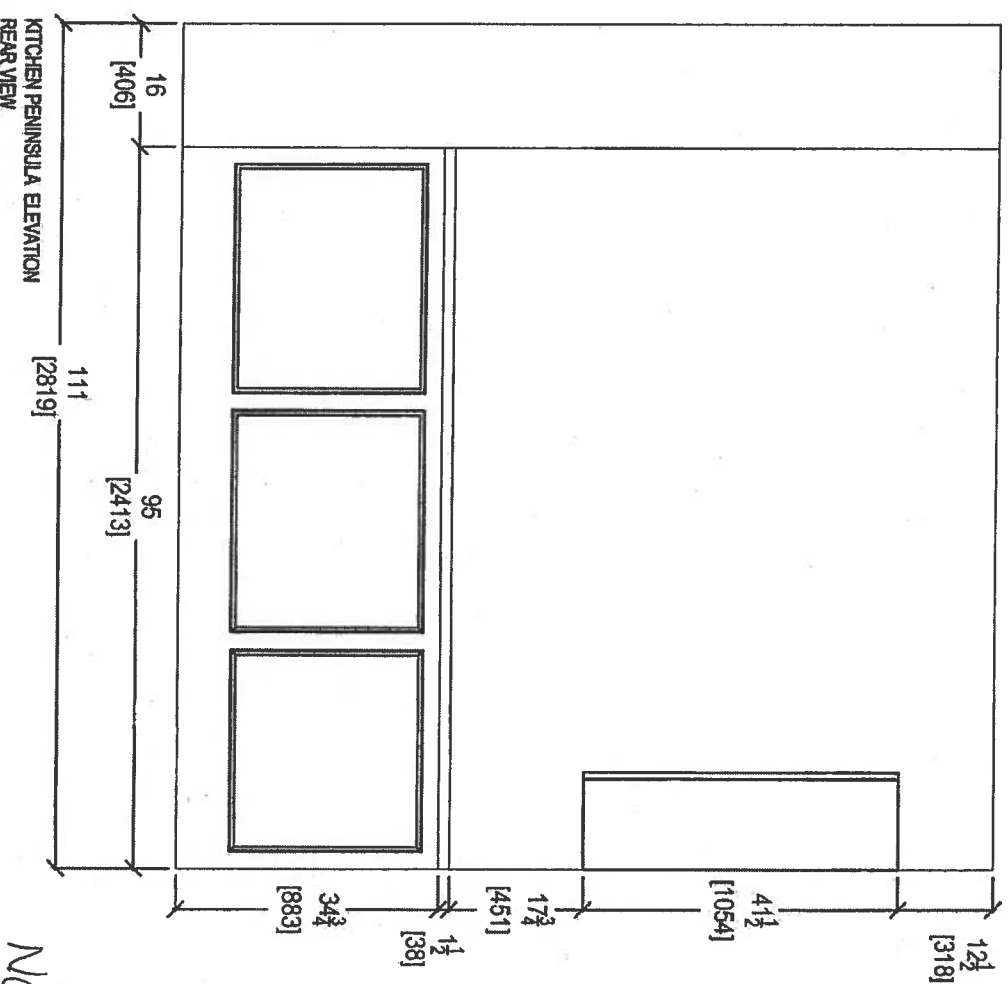
(X4) Puck Lights



Nov 23, 2017

PLEASE NOTE ALL DIMENSIONS
ARE NOT FINAL AND ARE
SUBJECT TO CHANGE UPON
FINAL SITE MEASURE

Hampton



Nov 23, 2017

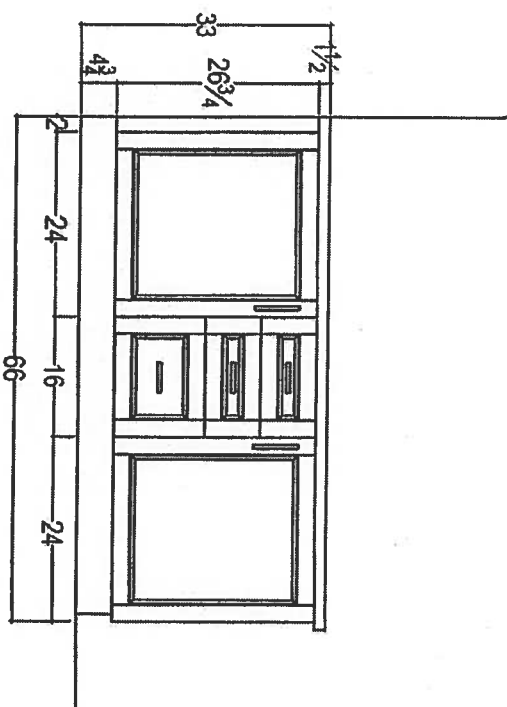
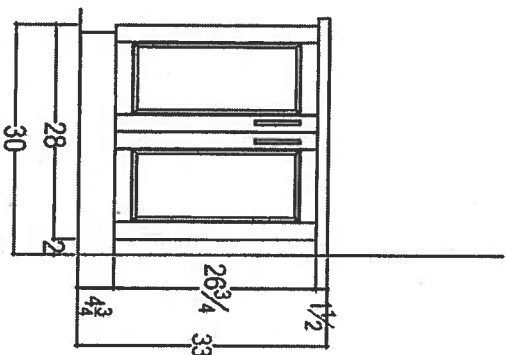
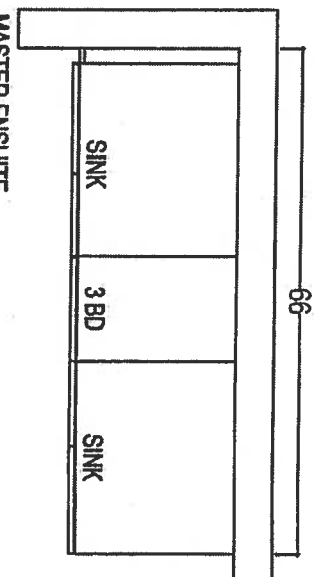
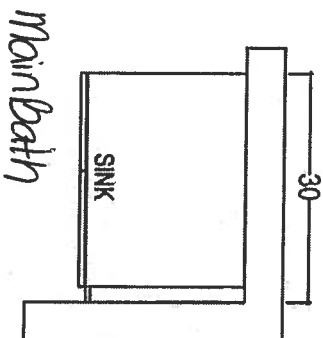
COMMENTS:

PLEASE NOTE ALL DIMENSIONS
ARE NOT FINAL AND ARE
SUBJECT TO CHANGE UPON
FINAL SITE MEASURE



your kitchen, your taste.
80 SANTE DRIVE, VAUGHAN, ONT. L4K 3C4.
T: 416.746.1811 F: 905.746.1811

Suite 321 Hampton



Nov 23, 2017



your kitchen, your life.
80 SANTE DRIVE, VAUGHAN, ONTARIO
T: 416.746.1811 F: 361.1111

CLIENT: ROYAL PINE HOMES	JOB NAME: UNIT 321 HMP	ROOM: VANITIES	DRAWN BY: SK
SITE: HAMPTON PLACE	DOOR STYLE: —	DOOR HANDLE: —	SCALE: 1/2" = 1' - 0"
PHONE: —	FINISH: —	DRW HANDLE: —	DATE: NOV 22, 2017
EMAIL: —	SPECIES: —	TOP: —	PAGE: —

COMMENTS:
PLEASE NOTE ALL DIMENSIONS
ARE NOT FINAL AND ARE
SUBJECT TO CHANGE UPON
FINAL SITE MEASURE

Suite 321
Hampton

NOV. 22, 2017
AJ

Upgrade Package I

WRB322DMBM

Whirlpool®

<http://www.whirlpool.com>

36-inches wide Bottom-Freezer Refrigerator with
SpillGuard™ Glass Shelves - 22 cu. ft

Key Features:

- SpillGuard™ Glass Shelves
- Adaptive Defrost / *Factory Installed Ice Maker*
- FreshFlow™ Produce Preserver
- LED Interior Lighting
- ENERGY STAR® Qualified

Product Dimensions:

Height: 70
Width: 32 5/8
Depth: 33 3/8

Electrical Requirements:

15


Additional Information:

[Use And Care Guide](#)

[Dimension Guide](#)

[Energy Guide](#)

[Warranty Certificate](#)



INVESTED
IN
AMERICA



©Registered trademark/TM Trademark of Whirlpool, U.S.A. © 2016 Whirlpool Corporation. All Rights Reserved.
All other trademarks are owned by their respective companies.
Because Whirlpool Corporation policy includes a continuous commitment to improve our products, we reserve the right to change materials and specifications without notice. We also reserve the right to discontinue or transition products without notice.
Manufacturer's Suggested Retail Price (MSRP) and Minimum Advertised Price (MAP) provided for reference purposes only. Dealer alone determines advertised and retail prices.
Created On: Tuesday, March 14, 2017 11:30:08

Suite 321
Hampton

Upgrade
Package 1


Nov. 22, 2017
(A)

WEE745H0FS

Whirlpool®

<http://www.whirlpool.com>

6.4 Cu. Ft. Slide-In Electric Range with True
Convection



Key Features:

- Frozen Bake™ Technology
- True Convection Cooking
- FlexHeat™ Triple Radiant Element
- Convection Conversion
- AquaLift® Self-Cleaning Technology
- Temperature Sensor
- Rapid Preheat
- 6.4 Cu. Ft. Capacity
- Easy-Wipe Ceramic Glass Cooktop
- Large Oven Window
- Max Capacity Rack
- Hidden Bake Element

Product Dimensions:

Height: 36

Width: 29 7/8

Additional Information:

[Use And Care Guide](#)

[Dimension Guide](#)

[Installation Guide](#)

[Warranty Certificate](#)

INVESTED
IN
AMERICA

ADA
Compliant

©Registered trademark/TM Trademark of Whirlpool, U.S.A. © 2016 Whirlpool Corporation. All Rights Reserved.
All other trademarks are owned by their respective companies.
Because Whirlpool Corporation policy includes a continuous commitment to improve our products, we reserve
the right to change materials and specifications without notice. We also reserve the right to discontinue or
transition products without notice.
Manufacturer's Suggested Retail Price (MSRP) and Minimum Advertised Price (MAP) provided for reference
purposes only. Dealer alone determines advertised and retail prices.
Created On: Friday, January 27, 2017 10:46:47

Suite 321
Hampton

Upgrade
Package 1

Nov. 22, 2017



YWMH76719CS



<http://www.whirlpool.com>

1.9 cu. ft. Microwave Hood Combination with
TimeSavor™ Plus True Convection

Key Features:

- TimeSavor™ Plus True Convection Cooking System
- Steam Cooking
- Sensor Cooking
- AccuPop™ Cycle
- CleanRelease® Non-Stick Interior
- SteamClean Option
- Integrated Hidden Vent and Console
- Auto Adapt Fan
- Recessed, Stoppable Glass Turntable
- Universal Microwave Steamer
- 1.9 cu. ft. Capacity
- 1,100 Watts Cooking Power

Product Dimensions:

Height: 17 1/8

Width: 29 15/16

Depth: 18 1/2

Electrical Requirements:

15 or 20. 120 V.

Additional Information:

[Use And Care Guide](#)

[Installation Guide](#)

[Warranty Certificate](#)

Available in:

Stainless Steel



©Registered trademark/TM Trademark of Whirlpool, U.S.A. © 2013 Whirlpool Corporation. All Rights Reserved.
All other trademarks are owned by their respective companies.
Because Whirlpool Corporation policy includes a continuous commitment to improve our products, we reserve the right to change materials and specifications without notice. We also reserve the right to discontinue or transition products without notice.
Manufacturer's Suggested Retail Price (MSRP) and Minimum Advertised Price (MAP) provided for reference purposes only. Dealer alone determines advertised and retail prices.
Created On: Monday, March 14, 2016 13:16:48

Suite 321
Hampton

Upgrade
Package 1

NOV. 22, 2017
(A)

WDTA50SAHZ

Whirlpool®

<http://www.whirlpool.com>

Contemporary Design. Stainless Steel Tub
Dishwasher with TotalCoverage Spray Arm

Key Features:


- Sensor Cycle
- TotalCoverage Spray Arm
- 1-Hour Wash Cycle
- Tap Touch Controls

Product Dimensions:

Height: 34 1/2
Width: 23 7/8
Depth: 24 1/2

Additional Information:

- [Use And Care](#)
- [Dimension Guide](#)
- [Installation Guide](#)
- [Energy Guide](#)
- [Warranty](#)



Available in:

● Black

Fingerprint Resistant Sunset Bronze

Fingerprint Resistant Black Stainless

○ White

● Fingerprint Resistant Stainless Steel

INVESTED
IN
AMERICA



©Registered trademark/TM Trademark of Whirlpool, U.S.A. © 2016 Whirlpool Corporation. All Rights Reserved. All other trademarks are owned by their respective companies.

Because Whirlpool Corporation policy includes a continuous commitment to improve our products, we reserve the right to change materials and specifications without notice. We also reserve the right to discontinue or transition products without notice.

Manufacturer's Suggested Retail Price (MSRP) and Minimum Advertised Price (MAP) provided for reference purposes only. Dealer alone determines advertised and retail prices.

Suite 321
Hampton

Upgrade
Package I

Nov. 22, 2017




WFW75HEFW



<http://www.whirlpool.com>

4.5 cu. ft. Front Load Washer with Precision
Dispense



Key Features:

- Precision Dispense
- Adaptive Wash Technology
- Smooth Wave Stainless Steel Wash Basket
- 4.5 cu. ft. Capacity
- ENERGY STAR® Qualified

Product Dimensions:

Height: 39 3/4

Width: 27

Depth: 33 5/16

Electrical Requirements:

15 or 20. 120 V.

Additional Information:

[Use And Care Guide](#)

[Dimension Guide](#)

[Installation Guide](#)

[Energy Guide](#)

[Warranty Certificate](#)

INVESTED
IN
AMERICA



©Registered trademark/TM Trademark of Whirlpool, U.S.A. ©2013 Whirlpool Corporation All Rights Reserved.
All other trademarks are owned by their respective companies.
Because Whirlpool Corporation policy includes a continuous commitment to improve our products, we reserve
the right to change materials and specifications without notice. We also reserve the right to discontinue or
transition products without notice.
Manufacturer's Suggested Retail Price (MSRP) and Minimum Advertised Price (MAP) provided for reference
purposes only. Dealer alone determines advertised and retail prices.
Created On: Wednesday, March 23, 2016 11:51:03

Suite 321
Hampton

Upgrade
Package 1

Nov. 22, 2017




YWED75HEFW

8.5 cu. ft. Duet® High Efficiency Front Load Electric
Dryer with ENERGY STAR®

MSRP: \$0.00

Whirlpool®

<http://www.whirlpool.com>



Key Features:

- Advanced Moisture Sensing System
- Quad Baffles
- Tap Touch Controls with Memory
- EcoBoost™ Option
- Wrinkle Shield™ Plus Option
- Undercounter Installation
- 7.4 Cu. Ft. Capacity
- ENERGY STAR® Qualified

Product Dimensions:

Height: 39

Width: 27

Depth: 31

Additional Information:

[Use And Care](#)

[Installation Guide](#)

[Warranty](#)

Available in:

☐ White

INVESTED
IN
AMERICA

ADA
Compliant

®Registered trademark/TM Trademark of Whirlpool, U.S.A. © 2016 Whirlpool Corporation All Rights Reserved. All other trademarks are owned by their respective companies.

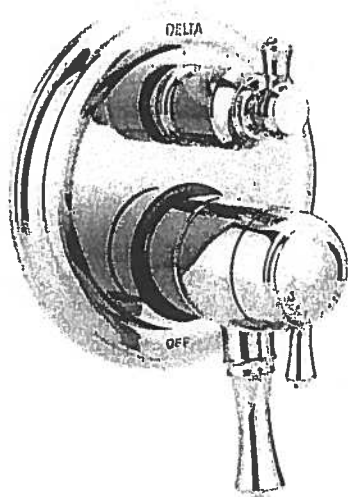
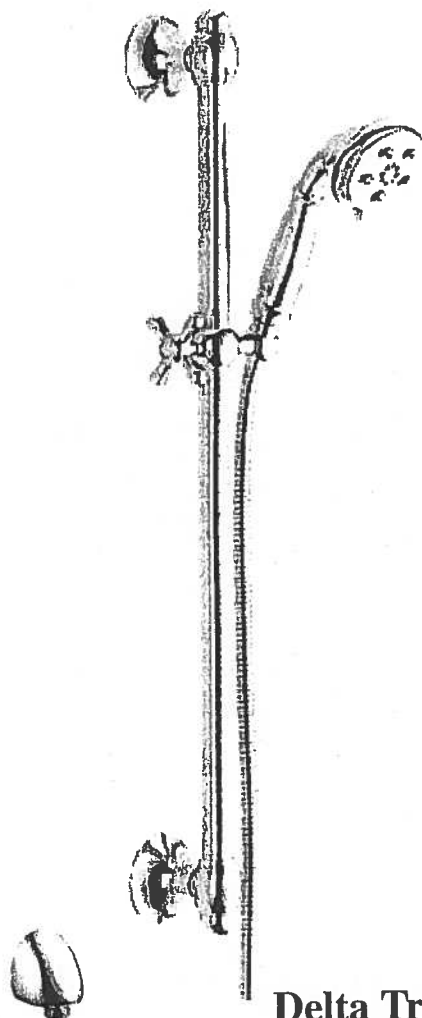
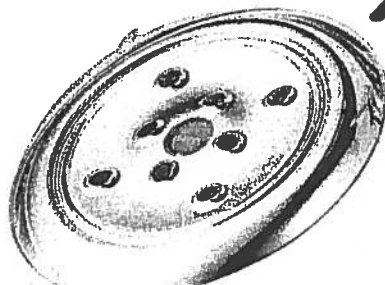

Because Whirlpool Corporation policy includes a continuous commitment to improve our products, we reserve the right to change materials and specifications without notice. We also reserve the right to discontinue or transition products without notice.

Manufacturer's Suggested Retail Price (MSRP) and Minimum Advertised Price (MAP) provided for reference purposes only. Dealer alone determines advertised and retail prices.



Suite 321
Hampton

UPGRADE OPTION 1
PACKAGE



Master Ensuite
Shower Stall

Delta Traditional 17 Series Kit
Integrated Diverter Valve
Includes With Stops Rough &
Wall Mount Arm
Model DF-KIT12-WS


Centon Sales Corp. 400 Matheson Blvd. Unit # 30, Mississauga, Ont. L4Z 1N8 Tel: 905-629-7072 Fax: 905-629-2131



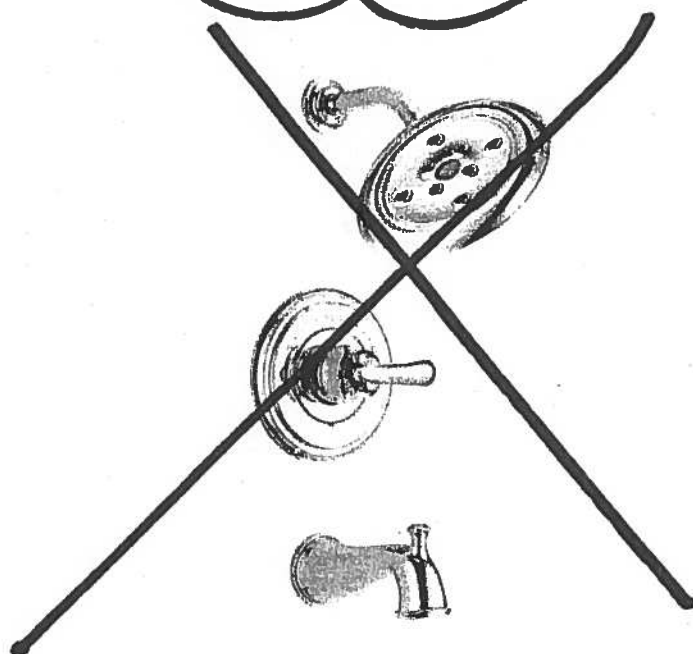
Suite 321
Hampton

UPGRADE OPTION 1
PACKAGE

Master Ensuite
Vanity Faucet



Delta Cassidy Chrome Single
Hole Lavatory Faucet
#597LF-MPU

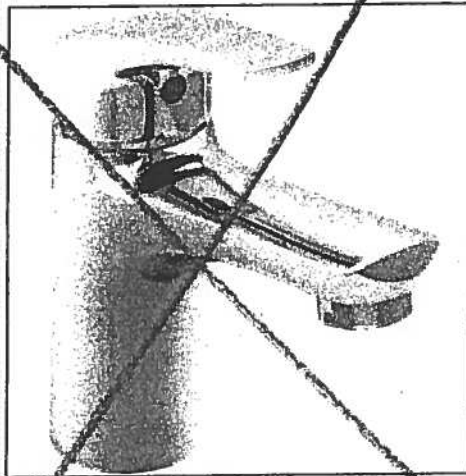


Delta Cassidy Chrome Pressure
Balance Tub & Shower
#R10000/T14497-LHP-H797

Standard

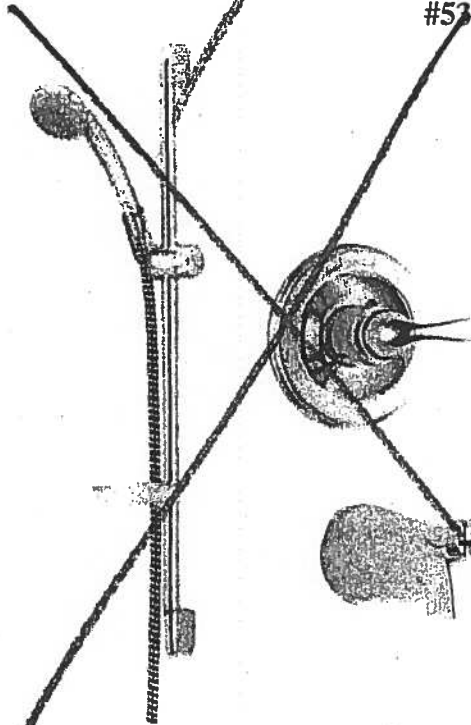


Suite 310
Hampton

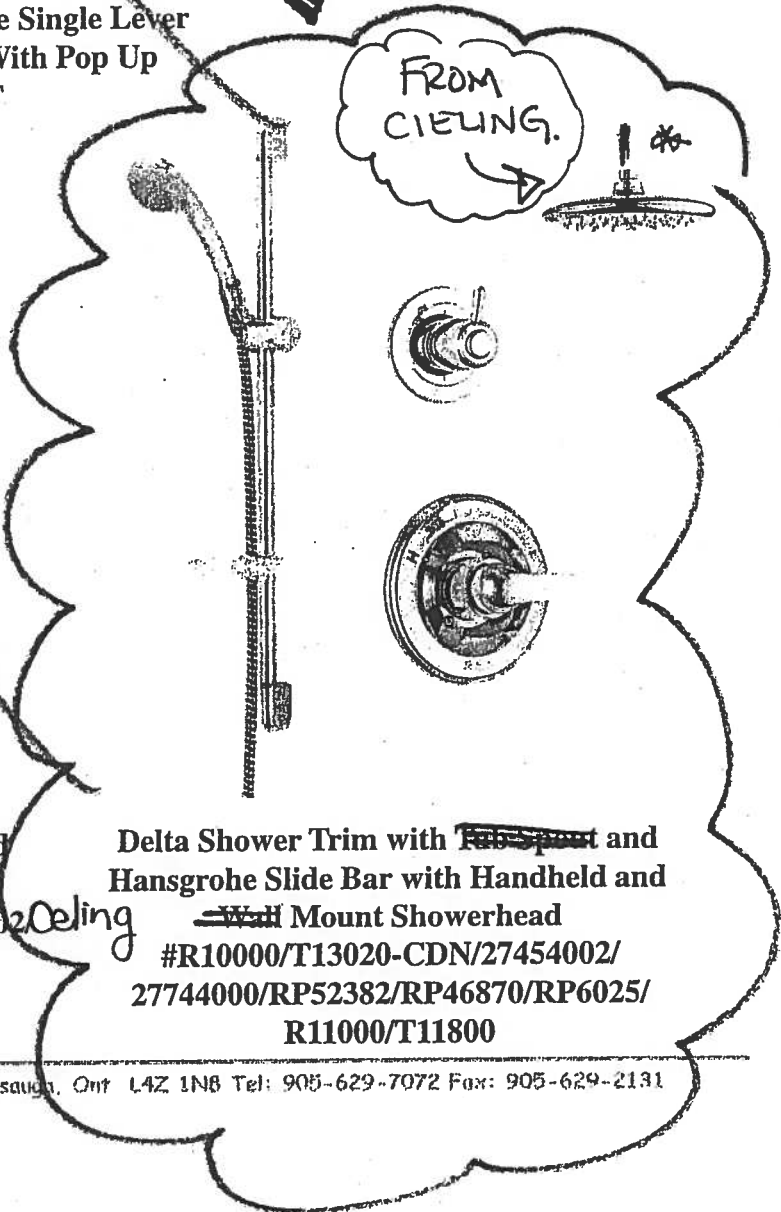


Delta Wynne Chrome Single Lever
Lavatory Faucet With Pop Up
#534LF

Master Ensuite
Shower
Stall

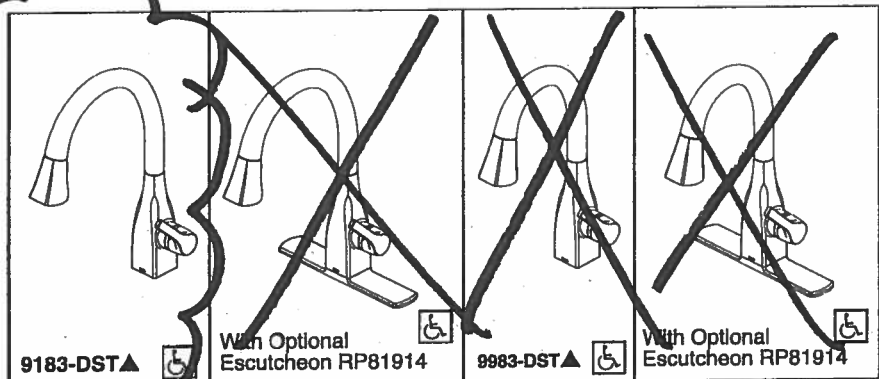


Delta Shower Trim with Tub Spout and
Hansgrohe Slide Bar with Handheld
#R10000/T13020-CDN/2001-TP/27454002/
27744000



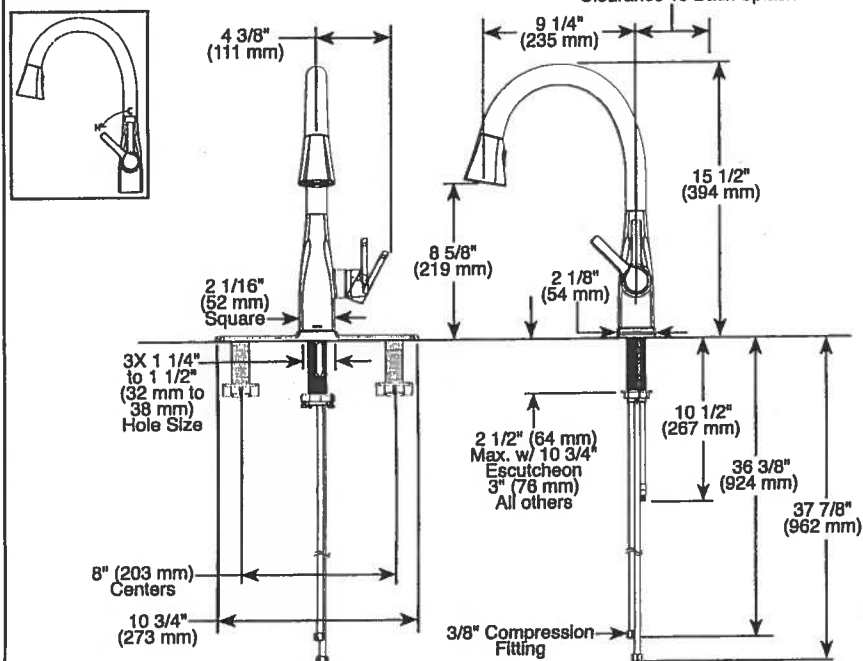
Delta Shower Trim with ~~Tub Spout~~ and
Hansgrohe Slide Bar with Handheld and
~~Wall~~ Mount Showerhead
#R10000/T13020-CDN/27454002/
27744000/RP52382/RP46870/RP6025/
R11000/T11800

Suite 321 Hampton Kitchen

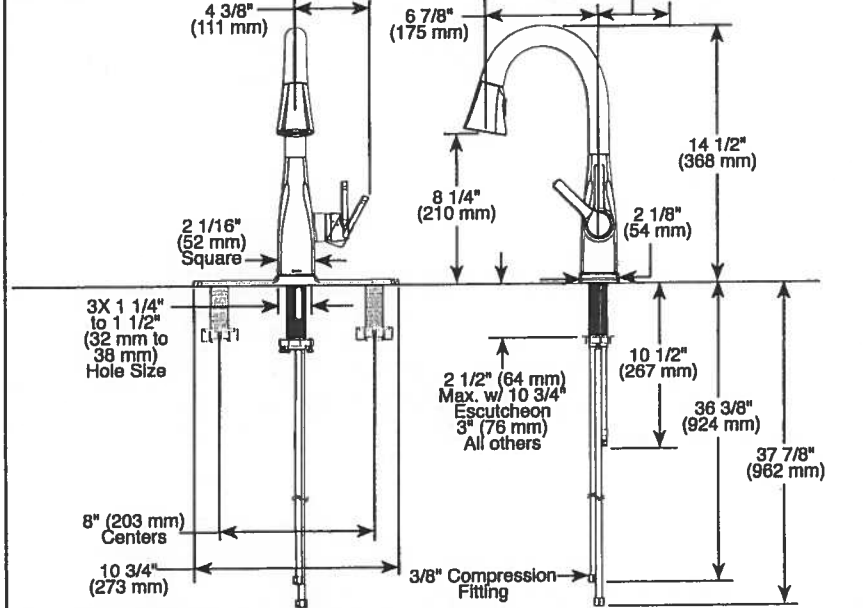


Submitted Model No.: _____
Specific Features: _____

9183-DST



9983-DST



▲ Designate proper finish suffix

Delta reserves the right (1) to make changes in specifications and materials, and (2) to change or discontinue models, both without notice or obligation. Dimensions are for reference only. See current full-line price book or www.deltafaucet.com for finish options and product availability.

DSP-K-9183-DST Rev. B



KITCHEN FAUCETS

- Mateo® Collection
- Single Handle Pull-Down

FEATURES:

- DIAMOND Seal® Technology
- MagnaTite® Magnetic Docking
- Touch-Clean® Sprayhead

STANDARD SPECIFICATIONS:

- 1.8 gpm @ 60 psi, 6.8 L/min @ 414 kPa
- One or three hole mount (Escutcheon optional, not included)
- Diamond coated ceramic cartridge
- 3/8" O.D. straight, staggered PEX supply lines
- Rotating spout
- Red/Blue indicator markings
- Two-function wand; Aerated stream or spray
- Dual integral check valves in sprayer

WARRANTY

- Lifetime limited warranty on parts (other than electronic parts and batteries) and finishes; or, for commercial users, for 5 years from date of purchase.
- 5 year limited warranty on electronic parts (other than batteries); or, for commercial users, for 1 year from the date of purchase. No warranty is provided on batteries.

COMPLIES WITH:

- ASME A112.18.1 / CSA B125.1
- ASME A112.18.6
- Indicates compliance to ICC/ANSI A117.1
- Verified compliant with .25% weighted average Pb content regulations.



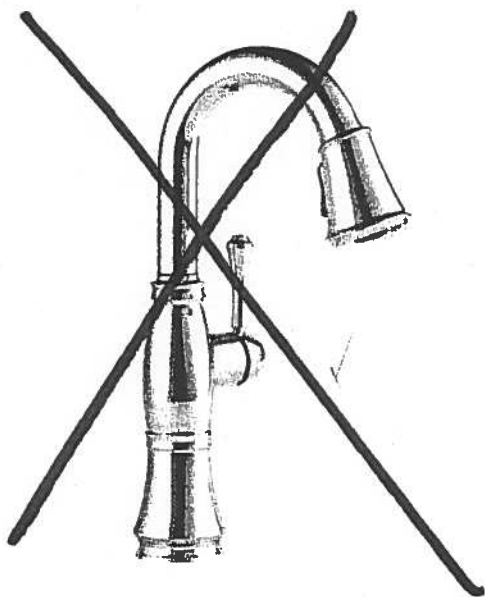
55 E 111th Street, Indianapolis, Indiana 46280
350 South Edgeware Road, St. Thomas, ON N5P 4L1
© 2016 Masco Corporation of Indiana

Suite 321

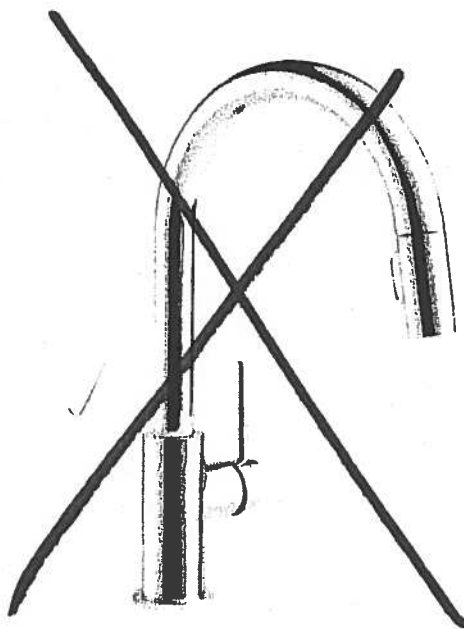
Hampton



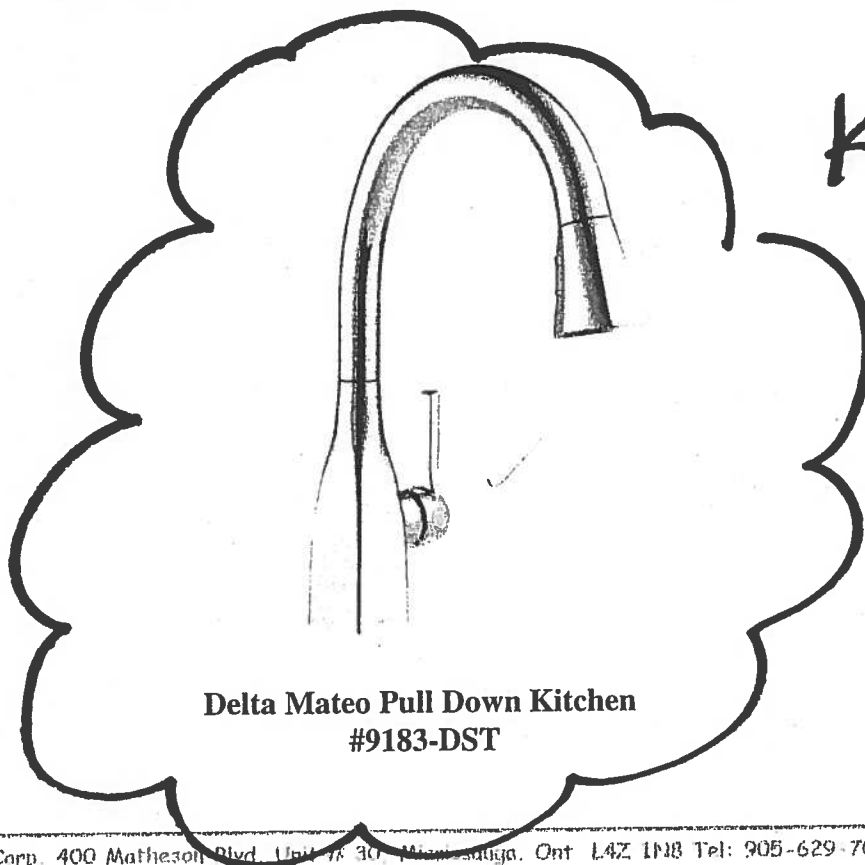
KITCHEN UPGRADE OPTIONS



Delta Cassidy Pull Down Kitchen
#9997-DST



Delta Trinsic Pull Down Kitchen
#9159-DST



Delta Mateo Pull Down Kitchen
#9183-DST

Kitchen

RECEIVED

Suite 321
Hampton

Nov. 22, 2017

(A)

CONNOLLY Marble & Granite Ltd.

EDGE
DETAILS

004

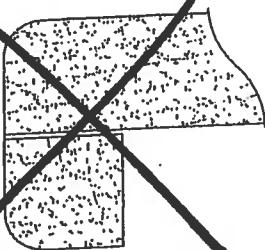
A.



STRAIGHT EDGE
(STANDARD - 3/4")

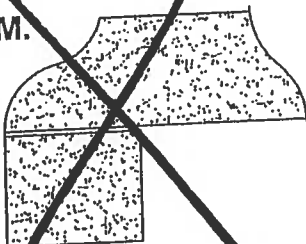
Standard:
Kitchen
Main Bath
Master Ensuite

~~I.~~



~~DOUBLE TOP "D" EDGE
(STANDARD 1 1/2")~~

~~M.~~



~~OGEE - SQUARE EDGE
(MED./HIGH - 1 1/2")~~

EDGING UP-GRADE OPTIONS

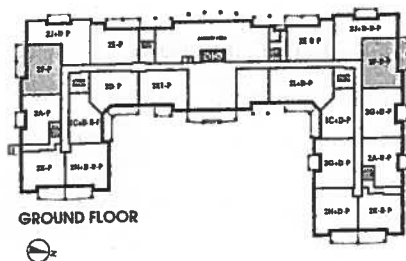
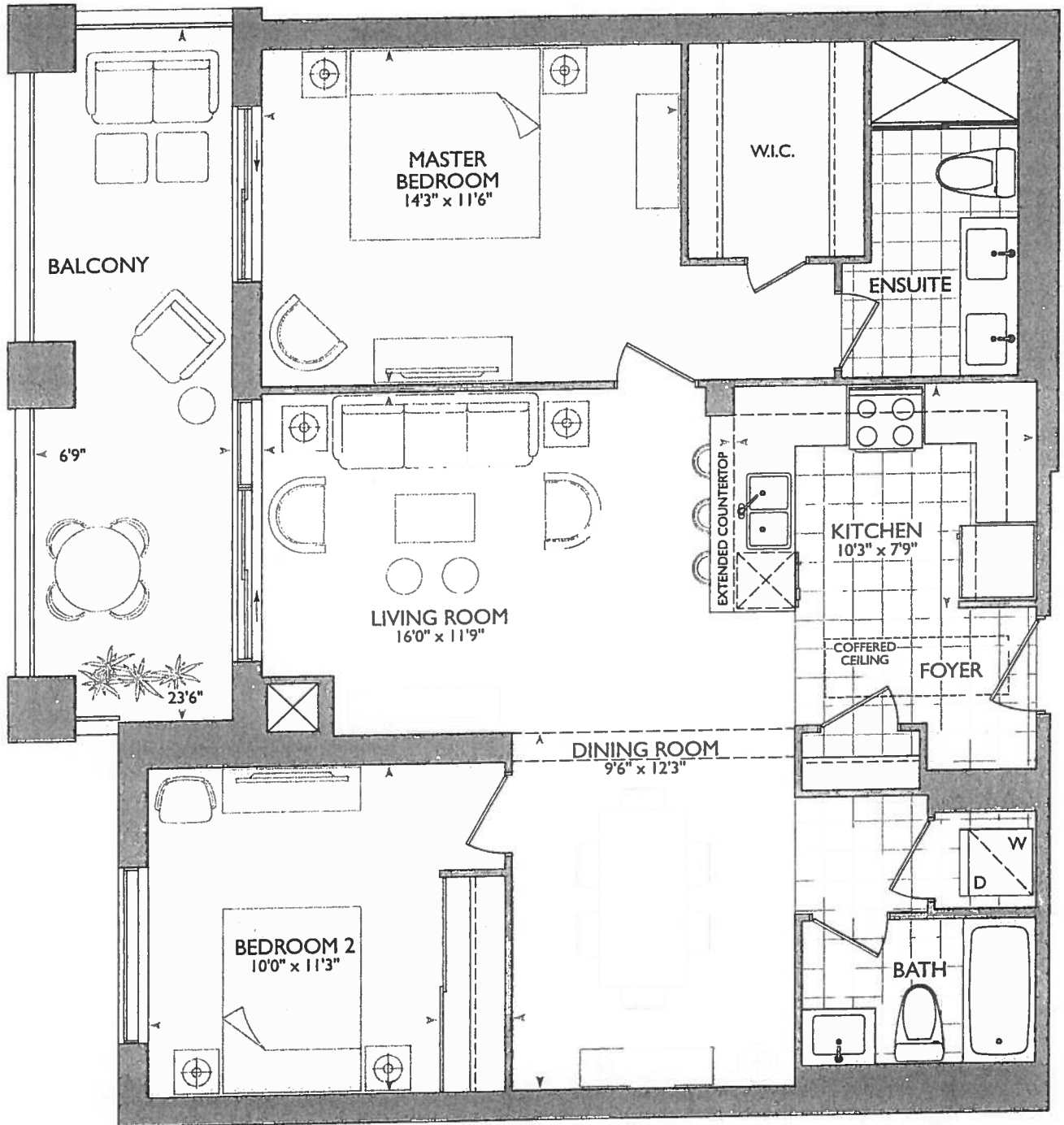


Water Mill

*ORIGINAL CITY OF L.A.

SUITE 322.

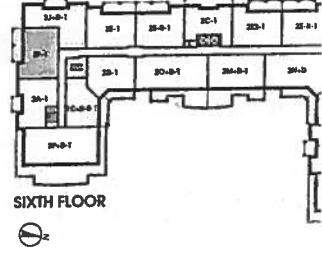
1,080 SQ FT *plus* 154 sq. ft. of balcony area



GROUND FLOOR



2ND - 5TH FLOOR



SIXTH FLOOR



November 29, 2017

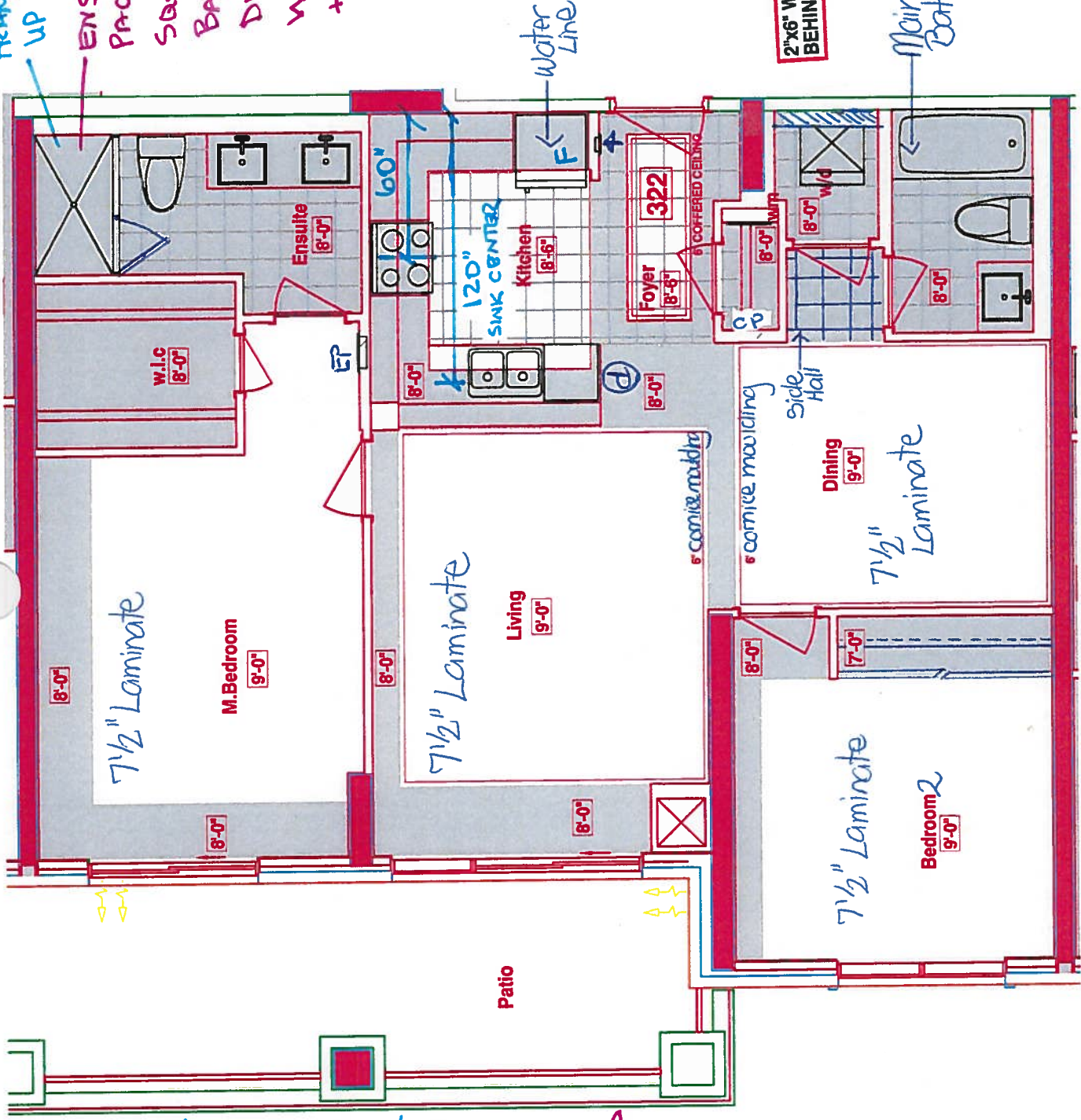
gma ~~De~~

KITCHEN

- UPG 1 - APPLIANCE PACKAGE
- Ⓟ = PLUG PENINSULA
- (4x) = PUCK LIGHTS
- 60" STOVE PIPE CENTER
- 120" SINK PIPE CENTER

* MAIN + ENSUITE BATH *
Delete ALL ACCESSORIES

FRAME SS GLASS EXTEND
UP TO CIELING. (SHOWER)
ENSUITE SHOWER OPT #3
PACKAGE - DELTA CONTEMPORARY
SQUARE 14 SERIES PRESSURE
BALANCE KIT. INTEGRATED
DIVERTER VALVE. - INCLUDES
WALL MOUNT SHOWER ARM
+ WALL MOUNT SHOWER
HEAD.



LEGEND:	
	SECURITY PANEL
	ELECTRICAL PANEL
	COMMUNICATION PANEL
	WATER METER
	FRIDGE
	DROPPED AREA
	6" CROWN MOLDING



Book
SITE COPY

CONSTRUCTION SUMMARY

Hampton Place

PURCHASERS: FOTIOS MITSIOS and JEANNIE MITSIOS

TEL: RES.: 905-887-0864

LOT NUMBER	PHASE	HOUSE TYPE	CLOSING DATE
322	1	WATER MILL	04-Oct-18

Offer Workshee	PURCHASER TO RECEIVE \$10,000(INCLUDES APPLICABLE TAXES) WORTH OF UPGRADES AT THE DECOR CENTER AT TIME OF COLOUR CHART. Note:
-------------------	--

Upgrade	ADDITIONAL - SINGLE PARKING UNIT Note:
---------	---





SITE COPY

CONSTRUCTION SUMMARY

Hampton Place

PURCHASERS: FOTIOS MITSIOS and JEANNIE MITSIOS

TEL: RES.: 905-887-0864

LOT NUMBER	PHASE	HOUSE TYPE	CLOSING DATE	
322	1	WATER MILL	04-Oct-18	

Date Added: 29-Nov-17

Invoice Number: 7042

1 - KITCHEN & BATHROOMS - Purchaser has DECLINED All Upgrades offered during decor appointment at the decor centre for kitchen & bathroom cabinetry. Standard Kitchen Layout & Standard Bathroom Vanities to be installed as per standard plan. (See Sketch)

1 - KITCHEN - Install Standard Granite Countertop - BIANCO ANTICO - To be installed throughout kitchen, where applicable. (does not include granite backsplash) (See Sketch)
Note:

1 - DISCLAIMER - GRANITE COUNTERTOP;
KITCHEN - Due to the many variables that can affect the pattern, colour and/or design and "pitting" of natural products, granite installed will not be identical to the samples displayed.
Note: Every effort is made to provide granite countertops as close as possible but the vendor is not responsible for results which differ from the sample displayed. All countertop surfaces may have seams, and product pattern and shade can change in areas containing seams.

1 - DISCLAIMER - STONE COUNTERTOP;
KITCHEN - Stone slabs vary in size & all seams are visible & the fabricator reserves the right to position the seams as necessary.
Note:

1 - KITCHEN - Kitchen Sink - Install Standard Undermount Sink - BLANCO Horizon Plus U2 Undermount Sink - Model # 401234
Note:

1 - KITCHEN - Kitchen Faucet - Install Standard Faucet - DELTA Chrome Pull-Out Kitchen Faucet (Single Hole) - Model # 469LF-Chrome
Note:

1 - KITCHEN - APPLIANCE PACKAGE - Install Upgrade Appliance Package - UPGRADE PACKAGE #1 - To be installed throughout suite, where applicable. (See Sketch)
Note:

1 - KITCHEN - Install WATER LINE ROUGH-IN ONLY To Fridge at Kitchen (See Sketch)
Note:

1 - MAIN BATH & MASTER ENSUITE - Install Standard Granite Countertop - BIANCO ANTICO - To be installed throughout main bath & master ensuite vanity countertops, where applicable. (Includes 3" Splash) (See Sketch)
Note:

1 - CLARIFICATION;
MAIN BATH & MASTER ENSUITE - Install Standard 3" Splash throughout Main Bath and Master Ensuite Vanity Countertops, where applicable. (See Sketch)
Note:

1 - DISCLAIMER - GRANITE COUNTERTOP;
MAIN BATH & MASTER ENSUITE - Due to the many variables that can affect the pattern, colour and/or design and "pitting" of natural products, granite installed will not be identical to the samples displayed.
Note: Every effort is made to provide granite countertops as close as possible but the vendor is not responsible for results which differ from the sample displayed. All countertop surfaces may have seams, and product pattern and shade can change in areas containing seams.

1 - DISCLAIMER - STONE COUNTERTOP;
MAIN BATH & MASTER ENSUITE - Stone slabs vary in size & all seams are visible & the fabricator reserves the right to position the seams as necessary.
Note:

1 - CLARIFICATION;
MAIN BATH & MASTER ENSUITE - DELETE Do Not Install / Supply / Credit Purchaser for builders standard ceramic bathroom accessories (toilet paper, towel bar & soap dish) throughout all bathrooms where applicable.
Note: To Include; Main Bath & Master Ensuite (See Sketch)

2 - MASTER ENSUITE - Vanity Faucet - Install Upgrade Faucet - DELTA - VERO Single Hole Lavatory Faucet - Model # 555-LF - Chrome (x2 Sinks) (See Sketch)
Note:



SITE COPY

CONSTRUCTION SUMMARY

Hampton Place

PURCHASERS: FOTIOS MITSIOS and JEANNIE MITSIOS

TEL: RES.: 905-887-0864

LOT NUMBER	PHASE	HOUSE TYPE	CLOSING DATE	
322	1	WATER MILL	04-Oct-18	

Date Added: 29-Nov-17

Invoice Number: 7042

1 - MASTER ENSUITE - Shower Stall - Install Upgrade Option #3 Package Shower - DELTA - Contemporary Square 14 Series Pressure Balance Kit
Isolating Diverter Valve-Includes Wall Mount Shower Arm & Wall Mount Shower Head - Model # DF-KIT19-Chrome (See Sketch)

1 - CLARIFICATION;
MASTER ENSUITE - Install Standard Frameless Glass Enclosure at master ensuite shower stall will Extend Up to TOUCH the ceiling. (See Sketch)
Note: As per Vince at Head-Office
As per Model Suite

1 - BONUS PACKAGE - PURCHASER HAS APPLIED \$10,000.00 (Includes Taxes) WORTH OF UPGRADE PROMOTIONAL PACKAGE
TOWARDS THE PURCHASE OF UPGRADES COMPLETED AT THE DECOR CENTRE.
Note:

1 - PURCHASER HAS ATTENDED A COLOR APPOINTMENT AT THE DECOR CENTRE AND HAS DECLINED ANY ADDITIONAL
UPGRADES. Purchaser accepts and acknowledges that there will be no further changes/additions/deletions to be made upon signing on November
29,2017
Note:

1 - PURCHASER AWARE AND ACCEPTS THAT ANY CHANGES MADE TO UPGRADES AFTER SIGNING THIS PURCHASERS EXTRA
FORM ARE SUBJECT TO A MINIMUM ADMINISTRATION FEE OF \$1,000 PLUS A 10% HOLDBACK FEE.
Note:

This Document is Extremely Time Sensitive - Printed 21 Feb 18 at 12:36



* INTERIOR * OUR SCHEME *

Purchasers	Decor Consultant	Model Type	Telephone Res. / Bus	Project	Closing Date	Unit
FOTIOS MITSIOS & JEANNIE MITSIOS	Melissa Di Marino	WATER MILL	(905) 887-0864 /	Hampton Place	04/10/2018	322

Page 1 of 3

	Flooring		Wall Tile		Pattern
	Description		Main	Accent/Insert	
MASTER ENSUITE	✓ 13x13 SEAL GREY (STD)	✓	8x10 NATURALE GRIGIO (STD)	NONE	NONE
MAIN BATHROOM	✓ 13x13 SEAL GREY (STD)	✓	8x10 NATURALE GRIGIO (STD)	NONE	NONE
POWDER ROOM	N/A		N/A	N/A	N/A
KITCHEN / DINETTE	✓ 20x20 CALACATA GRIS (STRAIGHT) (STD)	✓	12x12 TwilightMocha GlassMosaics (STD)	NONE	NONE
FOYER	✓ 20x20 CALACATA GRIS (STRAIGHT) (STD)		N/A	N/A	N/A
LAUNDRY	✓ 8x8 BEHRAM PINK (STD)		N/A	N/A	N/A
SIDE HALL	✓ 20x20 CALACATA GRIS (STRAIGHT) (STD)		N/A	N/A	N/A
LIVING ROOM	✓ 7 1/2" TorleysForest-NorthernCordillera9687P (STD)				
DINING ROOM	✓ 7 1/2" TorleysForest-NorthernCordillera9687P (STD)				
DEN	N/A				
MASTER BEDROOM	✓ 7 1/2" TorleysForest-NorthernCordillera9687P (STD)				
BEDROOM 2	✓ 7 1/2" TorleysForest-NorthernCordillera9687P (STD)				
BEDROOM 3	N/A				

Notes

Page 1 of 3

Consultant:  Melissa Di Marino
Purchaser:  FOTIOS MITSIOS
Purchaser:  JEANNIE MITSIOS
Vendor:  Hampton Place



* INTERIOR OUR SCHEME *

Purchasers FOTIOS MITSIOS & JEANNIE MITSIOS		Decor Consultant Melissa Di Marino	Model Type WATER MILL	Telephone Res. / Bus (905) 887-0864 /	Project Hampton Place	Closing Date 04/10/2018	Unit 322
--	--	---------------------------------------	--------------------------	--	--------------------------	----------------------------	-------------

Page 2 of 3

CABINETS, VANITIES AND COUNTERTOPS

	Style	Countertop	Counter Edge	Handle / Knob	APPLIANCE PACKAGE		
MAIN BATHROOM	CATEGROY 2 - LP LAMINATE - SKYE QT 1022 (STD)	BIANCO ANTICO GRANITE (STD)	A " EDGE (STD)	3487-128	Upgrade Package #1		
MASTER ENSUITE	CATEGROY 2 - LP LAMINATE - SKYE QT 1022 (STD)	BIANCO ANTICO GRANITE (STD)	A " EDGE (STD)	3487-128			
POWDER ROOM	N/A	N/A	N/A	N/A	Std 31in Opening		
KITCHEN / DINETTE	CATEGROY 2 - LP LAMINATE - SKYE QT 1022 (STD)	BIANCO ANTICO GRANITE (STD)	A " EDGE (STD)	3487-128			
LAUNDRY ROOM	N/A	N/A	N/A	N/A			

PLUMBING FIXTURES

KITCHEN	
Sink Model	STANDARD
Sink Faucet	STANDARD
TOILETS	
Master Ensuite	STANDARD
Main Bathroom	STANDARD
Powder Room	N/A
VANITY FAUCETS	
Master Ensuite	UPG - Delta Vero #553-LF
Main Bathroom	STANDARD
Powder Room	N/A
VANITY SINKS	
Master Ensuite	STANDARD
Main Bathroom	STANDARD
Powder Room	N/A
SHOWER STALL / TUBS	
Master Ensuite Shower Stall	UPG - Delta UpgPkg3 - #DF-KIT19
Master Ensuite Tub	N/A
Main Bathroom Tub	STANDARD

Trim	Baseboard & Casing	Levers
Interior Doors	STANDARD - CARRARA, SMOOTH	Door Height
Cornice Moulding / Medallion		Fireplace
Foyer	STANDARD - #CTR-611	Fireplace
Living Room	STANDARD - #CTR-611	Location Flooring
Dining Room	STANDARD - #CTR-611	Style
Den	N/A	Finish
Master Bedroom	NONE	Marble
Bedroom 2	NONE	Hearth
Bedroom 3	N/A	

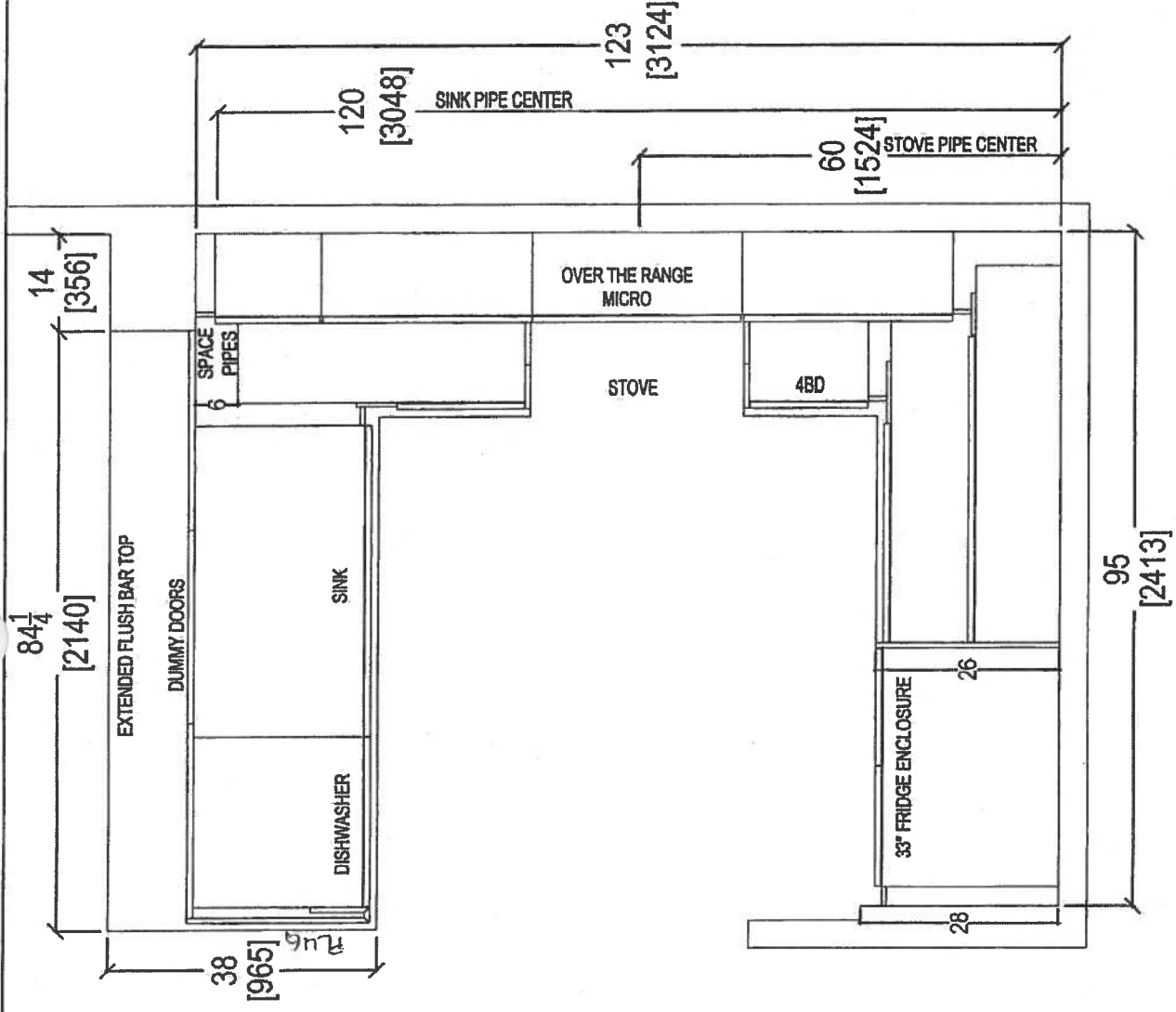
MISC. INSTALLATIONS
Ceramic Accessories (installed by Vendor)
Bathroom Mirrors (installed by Vendor)
Wire Shelving - Closet (installed by Vendor)

Paint Throughout	Trim
Walls	STANDARD - BIRCH WHITE
	STANDARD - WHITE

Page 2 of 3


Decor Consultant: Melissa Di Marino
Purchaser: JEANNIE MITSIOS
Vendor: JEANNIE MITSIOS
Hampton Place
Printed Nov 29, 2017 3:15 pm

Suite 32. Hampton

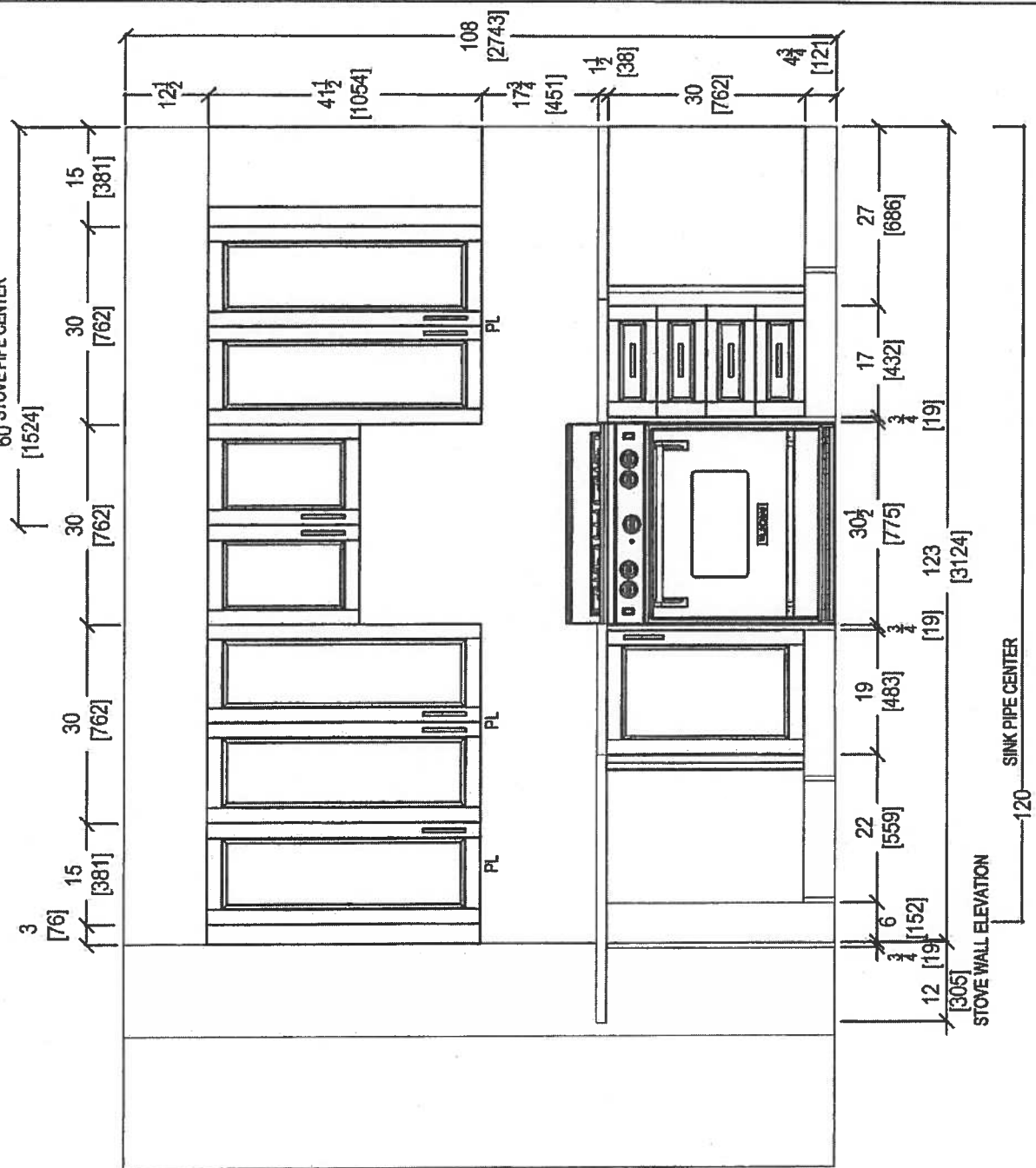
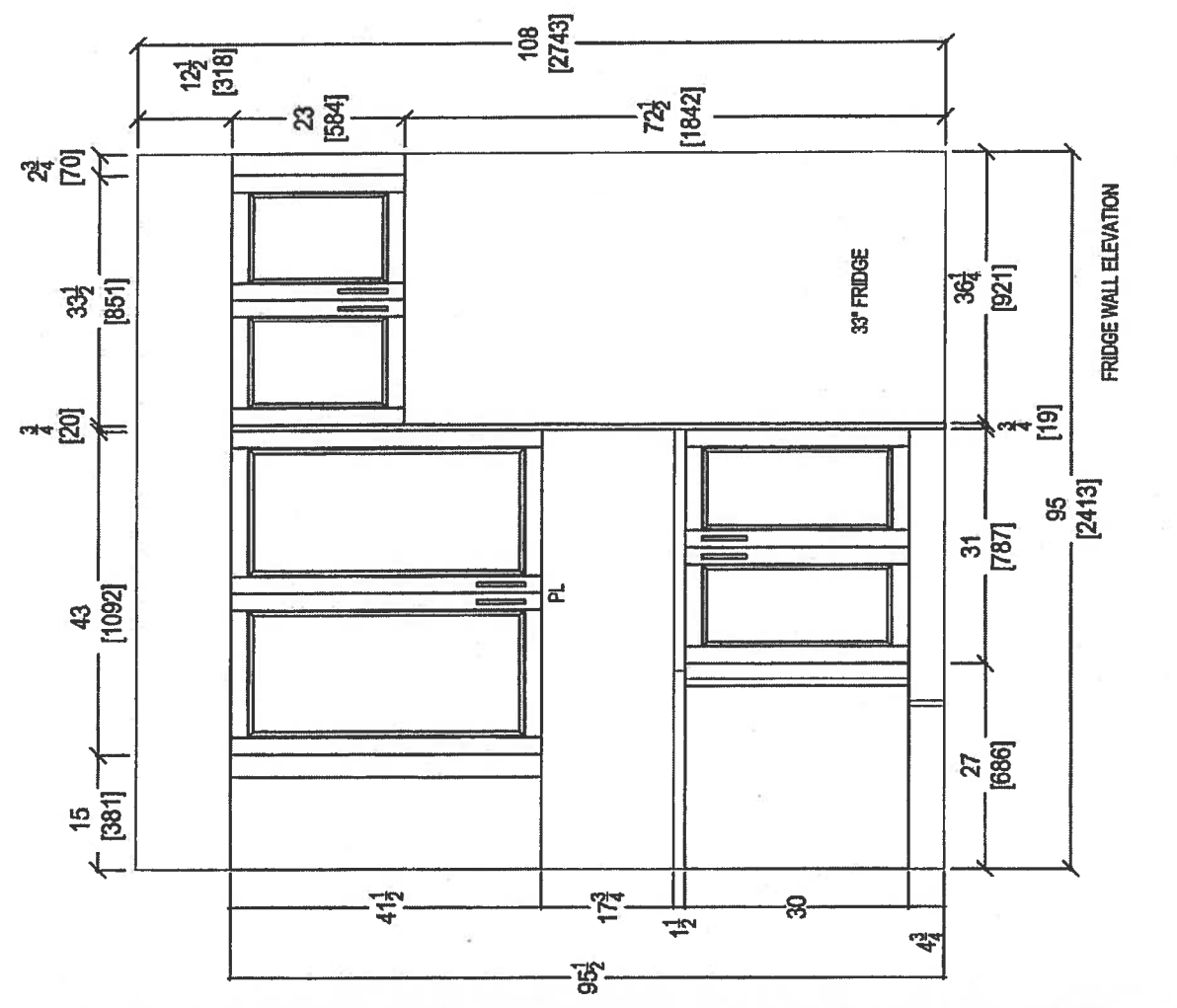



- (X4) Puck Lights
- (P) = Plug Peninsula
- UPG #1 - APPLIANCE PACKAGE

Dec 5, 2017

 Your kitchen, your taste. 80 SANTE DRIVE, VAUGHAN, ON L4K 3C4, T: 416.746.1811 F: 905.761.5901	CLIENT: ROYAL PINE HOMES		JOB NAME: UNIT 322 HMP		ROOM:	KITCHEN FLOOR PLAN	DRAWN BY: SK		COMMENTS:	
	SITE: HAMPTON PLACE		DOOR STYLE: —		DOOR HANDLE: —			SCALE: 1/2" = 1'-0"		
	PHONE: —		FINISH: —		DRW HANDLE: —			DATE: DEC 4, 2017		
	EMAIL: —		SPECIES: —		TOP: —			PAGE: —		

Suite 322 Hampton PL - Puck Light (x4)





GTH



your kitchen. your taste.

80 SANTE DRIVE, VAUGHAN, ON L4K 3C4.
T: 416.746.1911 F: 905.761.5901

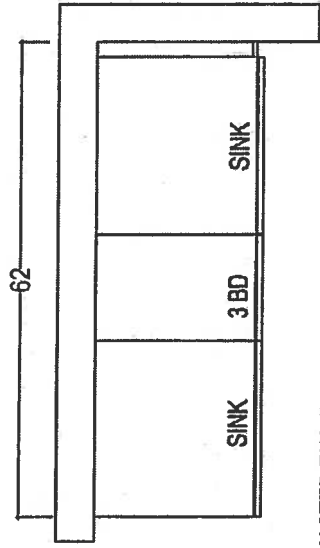
CLIENT: ROYAL PINE HOMES		JOB NAME: UNIT 322 HMP	ROOM: KITCHEN	DRAWN BY: SK	COMMENTS: Dec. 5, 2017
SITE: HAMPTON PLACE	DOOR STYLE: —	DOOR HANDLE: —	SCALE: 1/2" = 1'-0"		
PHONE: —	FINISH: —	DRW HANDLE: —	DATE: DEC 4, 2017		
EMAIL: —	SPECIES: —	TOP: —	PAGE: —		

The drawing shows the Kitchen Peninsula with the following dimensions:

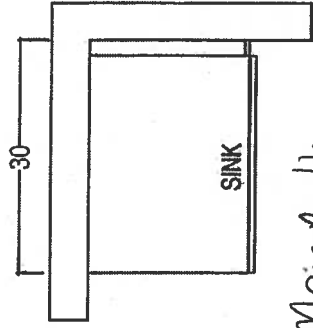
- Front View:**
 - Overall width: $97\frac{1}{4}$ [2470]
 - Section 1 (left): $24\frac{1}{2}$ [610]
 - Section 2 (middle): 43 [1092]
 - Section 3 (right): 28 [711]
 - Labels: "DISHWASHER" and "43 SINK"
- Rear View:**
 - Overall width: $97\frac{1}{4}$ [2470]
 - Section 1 (left): 14 [356]
 - Section 2 (middle): $82\frac{1}{2}$ [2095]
 - Section 3 (right): $3\frac{3}{4}$ [19]
- Vertical Dimensions (from top to bottom):**
 - $12\frac{1}{2}$ [318]
 - $41\frac{1}{2}$ [1054]
 - 108 [2743]
 - $17\frac{3}{4}$ [451]
 - $1\frac{1}{2}$ [38]
 - 30 [762]
 - $4\frac{3}{4}$ [121]

 <p><i>your kitchen, your taste.</i> 80 SANTE DRIVE, VAUGHAN, ON L4K 3C4, T: 416.748.1811 F: 905.761.5901</p>	CLIENT: ROYAL PINE HOMES	JOB NAME: UNIT 322 HMP	ROOM: KITCHEN	DRAWN BY: SK	COMMENTS: Dec 5, 2017 
	SITE: HAMPTON PLACE	DOOR STYLE: —	DOOR HANDLE: —	SCALE: 1/2" = 1' - 0"	
	PHONE: —	FINISH: —	DRW HANDLE: —	DATE: DEC 4, 2017	
	EMAIL: —	SPECIES: —	TOP: —	PAGE: —	

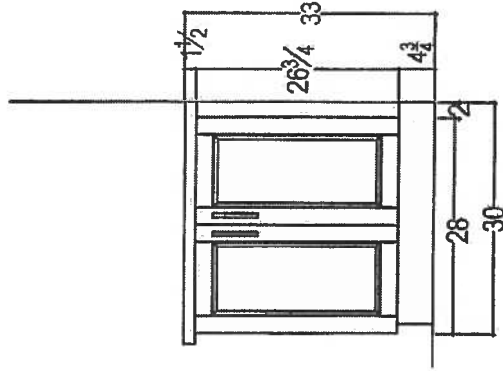
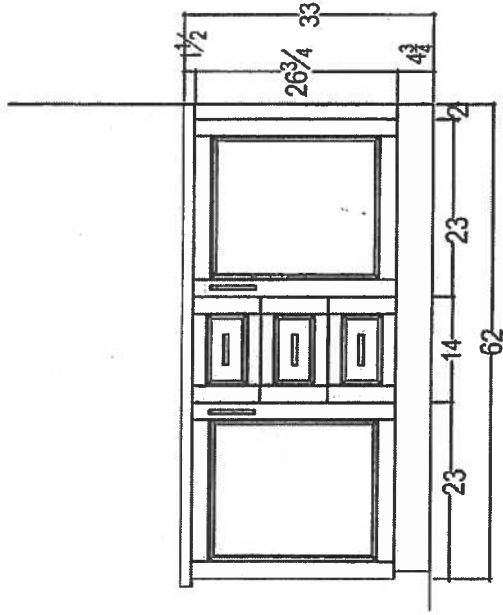
Suite 322 Hampton



MASTER ENSUITE



Main Bath



80 SANTE DRIVE, VAUGHAN, ON L4K 3C4,
T: 416.748.1811 F: 905.761.5801

CLIENT: ROYAL PINE HOMES	JOB NAME: UNIT 322 HMP	ROOM:	DRAWN BY: SK	COMMENTS: Dec 5, 2017
SITE: HAMPTON PLACE	DOOR STYLE: —	DOOR HANDLE: —	SCALE: 1/2" = 1' - 0"	
PHONE: —	FINISH: —	DRW HANDLE: —	DATE: DEC 4, 2017	
EMAIL: —	SPECIES: —	TOP: —	PAGE: —	

Suite 322
Hampton

Upgrade Package I

WRB322DMBM

jm

Whirlpool®

36 inches wide Bottom-Freezer Refrigerator with
SpillGuard™ Glass Shelves - 22 cu. ft

<http://www.whirlpool.com>

Key Features:

- SpillGuard™ Glass Shelves
- Adaptive Defrost / *Factory Installed Icemaker*
- FreshFlow™ Produce Preserver
- LED Interior Lighting
- ENERGY STAR® Qualified

Product Dimensions:

Height: 70

Width: 32 5/8

Depth: 33 3/8

Electrical Requirements:

15


Additional Information:

[Use And Care Guide](#)

[Dimension Guide](#)

[Energy Guide](#)

[Warranty Certificate](#)



INVESTED
IN
AMERICA



©Registered trademark/TM Trademark of Whirlpool, U.S.A. © 2016 Whirlpool Corporation. All Rights Reserved.
All other trademarks are owned by their respective companies.

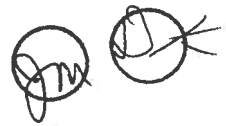
Because Whirlpool Corporation policy includes a continuous commitment to improve our products, we reserve the right to change materials and specifications without notice. We also reserve the right to discontinue or transition products without notice.

Manufacturer's Suggested Retail Price (MSRP) and Minimum Advertised Price (MAP) provided for reference purposes only. Dealer alone determines advertised and retail prices.

Created On: Tuesday, March 14, 2017 11:30:08

Suite 322
Hampton

Upgrade
Package I




WEE745H0FS

Whirlpool®

4 Cu. Ft. Slide-In Electric Range with True
Convection

<http://www.whirlpool.com>



Key Features:

- Frozen Bake™ Technology
- True Convection Cooking
- FlexHeat™ Triple Radiant Element
- Convection Conversion
- AquaLift® Self-Cleaning Technology
- Temperature Sensor
- Rapid Preheat
- 6.4 Cu. Ft. Capacity
- Easy-Wipe Ceramic Glass Cooktop
- Large Oven Window
- Max Capacity Rack
- Hidden Bake Element

Product Dimensions:

Height: 36

Width: 29 7/8

Additional Information:

[Use And Care Guide](#)

[Dimension Guide](#)

[Installation Guide](#)

[Warranty Certificate](#)

INVESTED
IN
AMERICA



©Registered trademark/TM Trademark of Whirlpool, U.S.A. © 2016 Whirlpool Corporation. All Rights Reserved.
All other trademarks are owned by their respective companies.
Because Whirlpool Corporation policy includes a continuous commitment to improve our products, we reserve the right to change materials and specifications without notice. We also reserve the right to discontinue or transition products without notice.
Manufacturer's Suggested Retail Price (MSRP) and Minimum Advertised Price (MAP) provided for reference purposes only. Dealer alone determines advertised and retail prices.
Created On: Friday, January 27, 2017 10:46:47

Suite 322
Hampton

Upgrade
Package 1



YWMH76719CS



<http://www.whirlpool.com>

1.9 cu. ft. Microwave Hood Combination with
TimeSaver™ Plus True Convection

Key Features:

- TimeSaver™ Plus True Convection Cooking System
- Steam Cooking
- Sensor Cooking
- AccuPop™ Cycle
- CleanRelease® Non-Stick Interior
- SteamClean Option
- Integrated Hidden Vent and Console
- Auto Adapt Fan
- Recessed, Stoppable Glass Turntable
- Universal Microwave Steamer
- 1.9 cu. ft. Capacity
- 1,100 Watts Cooking Power

Product Dimensions:

Height: 17 1/8

Width: 29 15/16

Depth: 18 1/2

Electrical Requirements:


15 or 20. 120 V.

Additional Information:

[Use And Care Guide](#)

[Installation Guide](#)

[Warranty Certificate](#)



Available in:

 Stainless Steel



©Registered trademark/TM Trademark of Whirlpool, U.S.A. © 2013 Whirlpool Corporation. All Rights Reserved.
All other trademarks are owned by their respective companies.
Because Whirlpool Corporation policy includes a continuous commitment to improve our products, we reserve the right to change materials and specifications without notice. We also reserve the right to discontinue or transition products without notice.
Manufacturer's Suggested Retail Price (MSRP) and Minimum Advertised Price (MAP) provided for reference purposes only. Dealer alone determines advertised and retail prices.
Created On: Monday, March 14, 2016 13:16:48

Suite 322
Hampton

Upgrade
Package 1


WDTA50SAHZ



Whirlpool®

<http://www.whirlpool.com>

Contemporary Design. Stainless Steel Tub
Dishwasher with TotalCoverage Spray Arm



Key Features:

- Sensor Cycle
- TotalCoverage Spray Arm
- 1-Hour Wash Cycle
- Tap Touch Controls

Product Dimensions:

Height: 34 1/2
Width: 23 7/8
Depth: 24 1/2

Additional Information:

[Use And Care](#)

[Dimension Guide](#)

[Installation Guide](#)

[Energy Guide](#)

[Warranty](#)

Available in:

● Black

Fingerprint Resistant Sunset Bronze

Fingerprint Resistant Black Stainless

○ White

Fingerprint Resistant Stainless Steel

INVESTED
IN
AMERICA



©Registered trademark/TM Trademark of Whirlpool, U.S.A. © 2016 Whirlpool Corporation. All Rights Reserved. All other trademarks are owned by their respective companies.

Because Whirlpool Corporation policy includes a continuous commitment to improve our products, we reserve the right to change materials and specifications without notice. We also reserve the right to discontinue or transition products without notice.

Manufacturer's Suggested Retail Price (MSRP) and Minimum Advertised Price (MAP) provided for reference purposes only. Dealer alone determines advertised and retail prices.

Suite 322 Hampton Upgrade Package I




WFW75HEFW



<http://www.whirlpool.com>

4.5 cu. ft. Front Load Washer with Precision
Dispense



Key Features:

- Precision Dispense
- Adaptive Wash Technology
- Smooth Wave Stainless Steel Wash Basket
- 4.5 cu. ft. Capacity
- ENERGY STAR® Qualified

Product Dimensions:

Height: 39 3/4

Width: 27

Depth: 33 5/16

Electrical Requirements:

15 or 20. 120 V.

Additional Information:

[Use And Care Guide](#)

[Dimension Guide](#)

[Installation Guide](#)

[Energy Guide](#)

[Warranty Certificate](#)

INVESTED
IN
AMERICA



©Registered trademark/TM Trademark of Whirlpool, U.S.A. © 2013 Whirlpool Corporation. All Rights Reserved.
All other trademarks are owned by their respective companies.
Because Whirlpool Corporation policy includes a continuous commitment to improve our products, we reserve the right to change materials and specifications without notice. We also reserve the right to discontinue or transition products without notice.
Manufacturer's Suggested Retail Price (MSRP) and Minimum Advertised Price (MAP) provided for reference purposes only. Dealer alone determines advertised and retail prices.
Created On: Wednesday, March 23, 2016 11:51:03

Suite 322
Hampton

Upgrade
Package 1




YWED75HEFW

7.4 cu. ft. Duet® High Efficiency Front Load Electric
Dryer with ENERGY STAR®

MSRP: \$0.00

Whirlpool®

<http://www.whirlpool.com>



Key Features:

- Advanced Moisture Sensing System
- Quad Baffles
- Tap Touch Controls with Memory
- EcoBoost™ Option
- Wrinkle Shield™ Plus Option
- Undercounter Installation
- 7.4 Cu. Ft. Capacity
- ENERGY STAR® Qualified

Product Dimensions:

Height: 39

Width: 27

Depth: 31

Additional Information:

[Use And Care](#)

[Installation Guide](#)

[Warranty](#)

Available in:

☐ White

INVESTED
IN
AMERICA



®Registered trademark/TM Trademark of Whirlpool, U.S.A. © 2016 Whirlpool Corporation. All Rights Reserved. All other trademarks are owned by their respective companies.

Because Whirlpool Corporation policy includes a continuous commitment to improve our products, we reserve the right to change materials and specifications without notice. We also reserve the right to discontinue or transition products without notice.

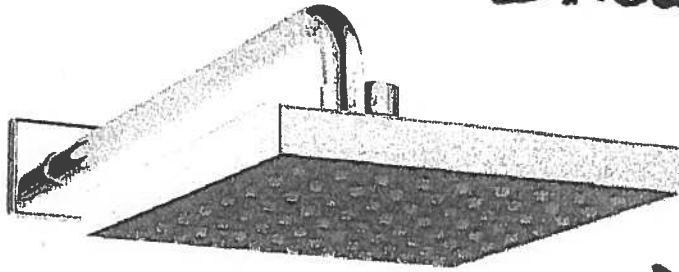
Manufacturer's Suggested Retail Price (MSRP) and Minimum Advertised Price (MAP) provided for reference purposes only. Dealer alone determines advertised and retail prices.






Suite 322
Hampton

UPGRADE OPTION 3
PACKAGE

Master Ensuite
Shower Stall



WALL MOUNT
SHOWER HEAD



Delta Contemporary Square 14 Series Pressure Balance Kit
Integrated Diverter Valve

Includes ————— wall mount shower arm / WALL MOUNT
SHOWER
HEAD.

Model DF-KIT19

Centon Sales Corp 400 Matheson Blvd. Unit # 30, Mississauga, Ont. L4Z 1N8 Tel: 905-629-7072 Fax: 905-629-2131



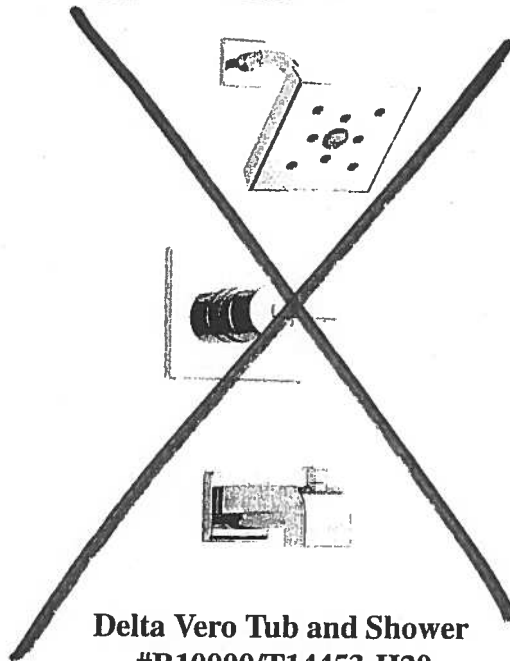
UPGRADE OPTION 3
PACKAGE

Suite 322
Hampton

Master Ensuite
(x2)



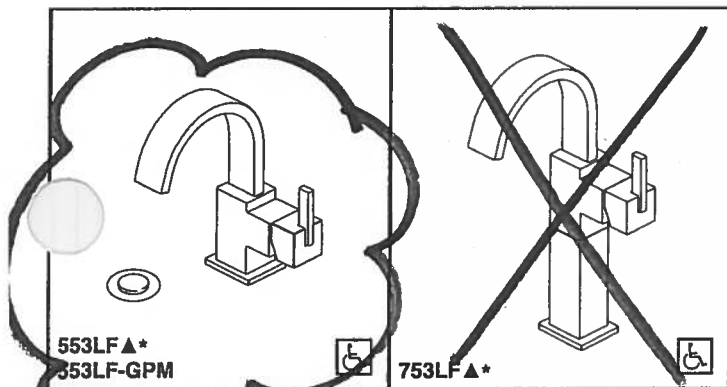
Delta Vero Single Hole Lav
#553-LF



Delta Vero Tub and Shower
#R10000/T14453-H20

Suite 322 Hampton

Master Ensuite (x2)



553LF▲*
553LF-GPM

753LF▲*

Submitted Model No.:

Specific Features:



LAVATORY FAUCET

- Vero® Bath Collection
- Single Handle Deck Mount
- Single Hole Riser Model

STANDARD SPECIFICATIONS:

- Maximum flow rate 1.20 gpm @ 60 psi, 4.54 L/min @ 414 kPa
- GPM indicates max. 1.00 gpm @ 60 PSI, 3.80 L/min @ 414 kPa
- Solid brass fabricated body
- Single hole mount
- Metal drain with push pop-up type fitting with plated flange and stopper (Just for 553LF series models)

WARRANTY

- Lifetime limited warranty on parts (other than electronic parts and batteries) and finishes; or for commercial users, for 5 years from the date of purchase.
- 5 year limited warranty on electronic parts (other than batteries); or for commercial users, for 1 year from the date of purchase. No warranty is provided on batteries.

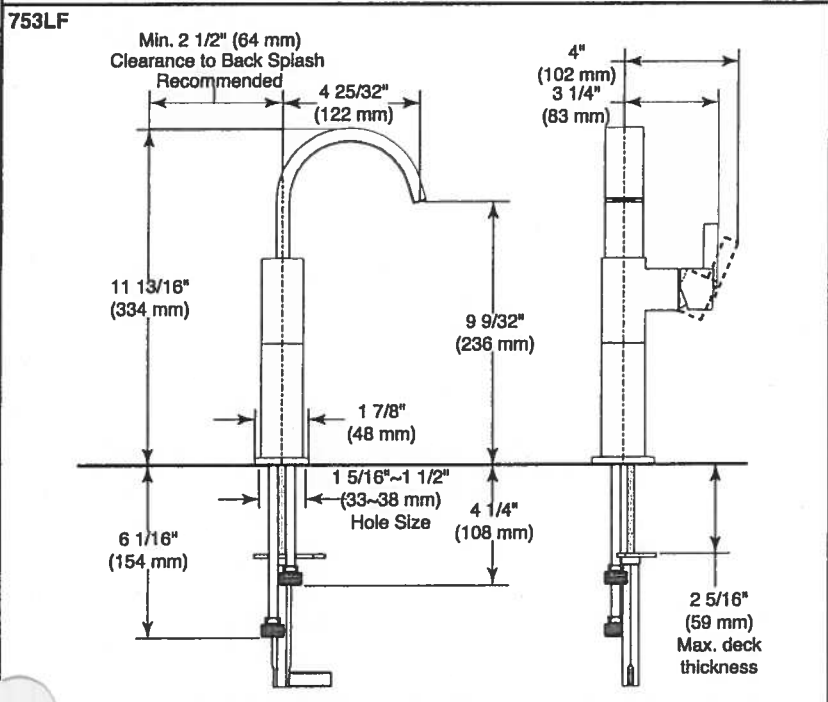
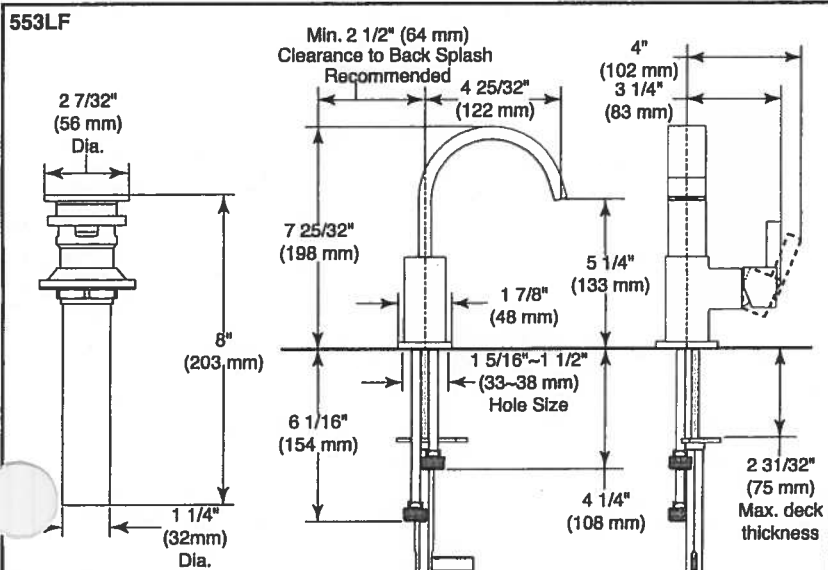


COMPLIES WITH:

- ASME A112.18.1 / CSA B125.1
- ASME A112.18.2 / CSA B125.2

Indicates compliance to
ICC/ANSI A117.1

- EPA WaterSense®
- Verified compliant with 0.25% weighted average Pb content regulations.



signate proper finish suffix

Delta reserves the right (1) to make changes in specifications and materials, and (2) to change or discontinue models, both without notice or obligation. Dimensions are for reference only. See full-line price book or www.deltafaucet.com for finish options and product availability.

DSP-L-553LF Rev. E



55 E. 111th Street, Indianapolis, Indiana 46280
350 South Edgeware Road, St. Thomas, Ontario Canada N5P 4L1
© 2016 Masco Corporation of Indiana

Suite 322
Hampton

gm

10/24

November 29, 2017

CONNOLLY Marble & Granite Ltd.

EDGE
DETAILS

004

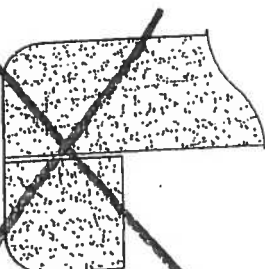
A.



STRAIGHT EDGE
(STANDARD - 3/4")

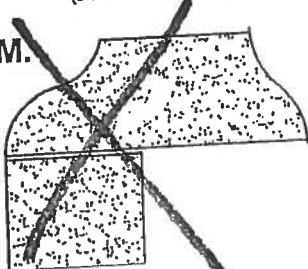
Standard:
Kitchen
Main Bath
Master Ensuite

~~I.~~



~~DOUBLE TOP "D" EDGE
(STANDARD - 1 1/2")~~

~~M.~~



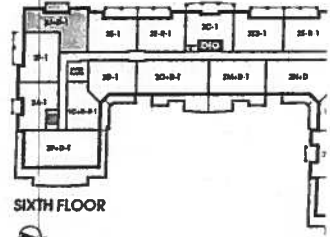
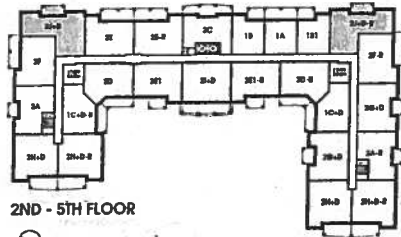
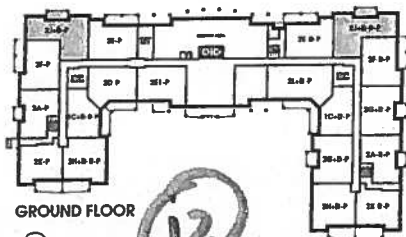
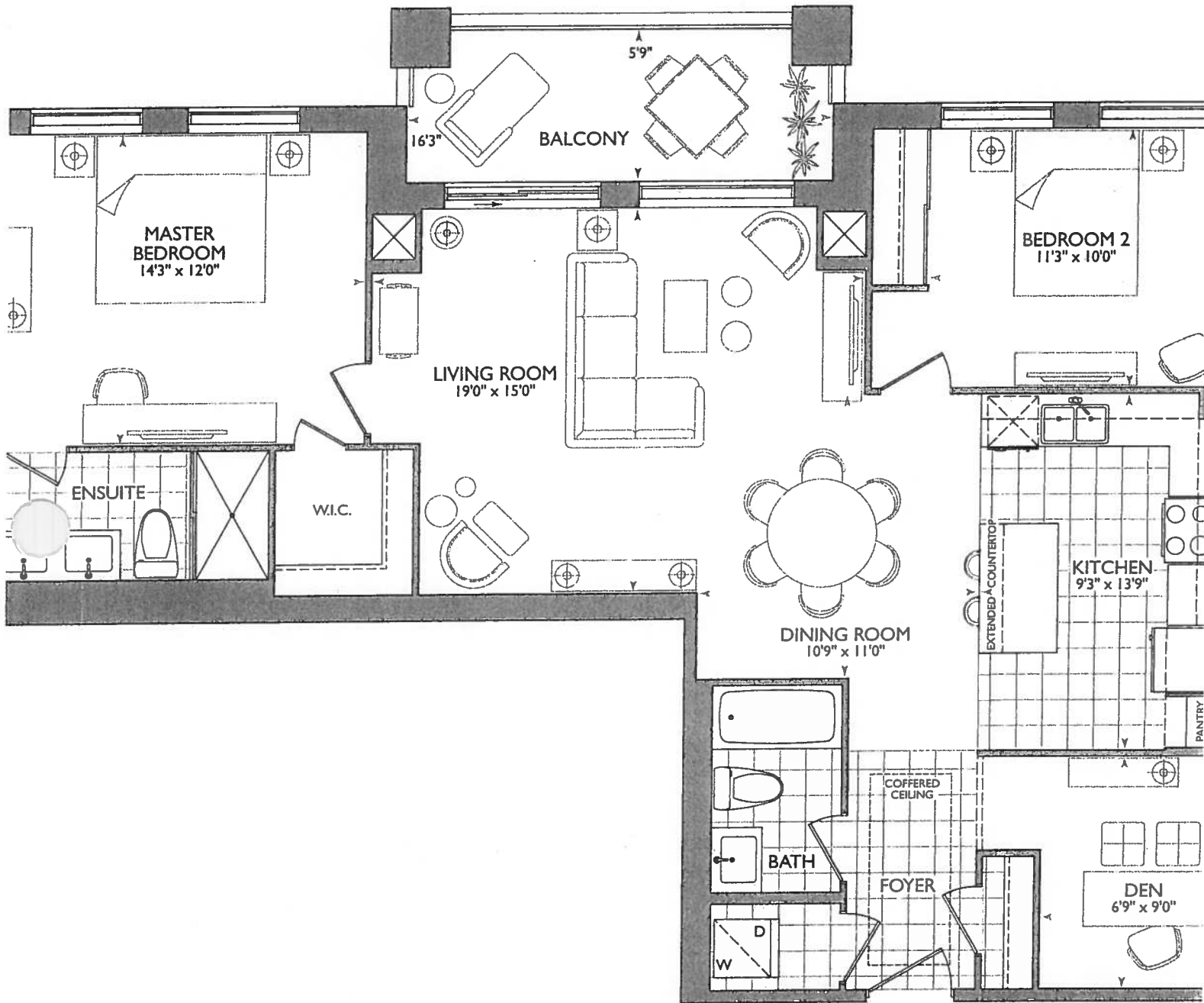
~~OGREE - SQUARE EDGE
(MED./HIGH - 1 1/2")~~

EDGING UP-GRADE OPTIONS



Laurel Suite 323

1,230 SQ FT plus 91 sq. ft. of balcony area



November 28, 2017








KITCHEN

- UPGRADE APPLIANCE PACKAGE
- 4x = PUCK LIGHTS
- 2x = PLUGS ISLAND
- 64" STOVE CENTER PIPE
- 70" SINK CENTER PIPE

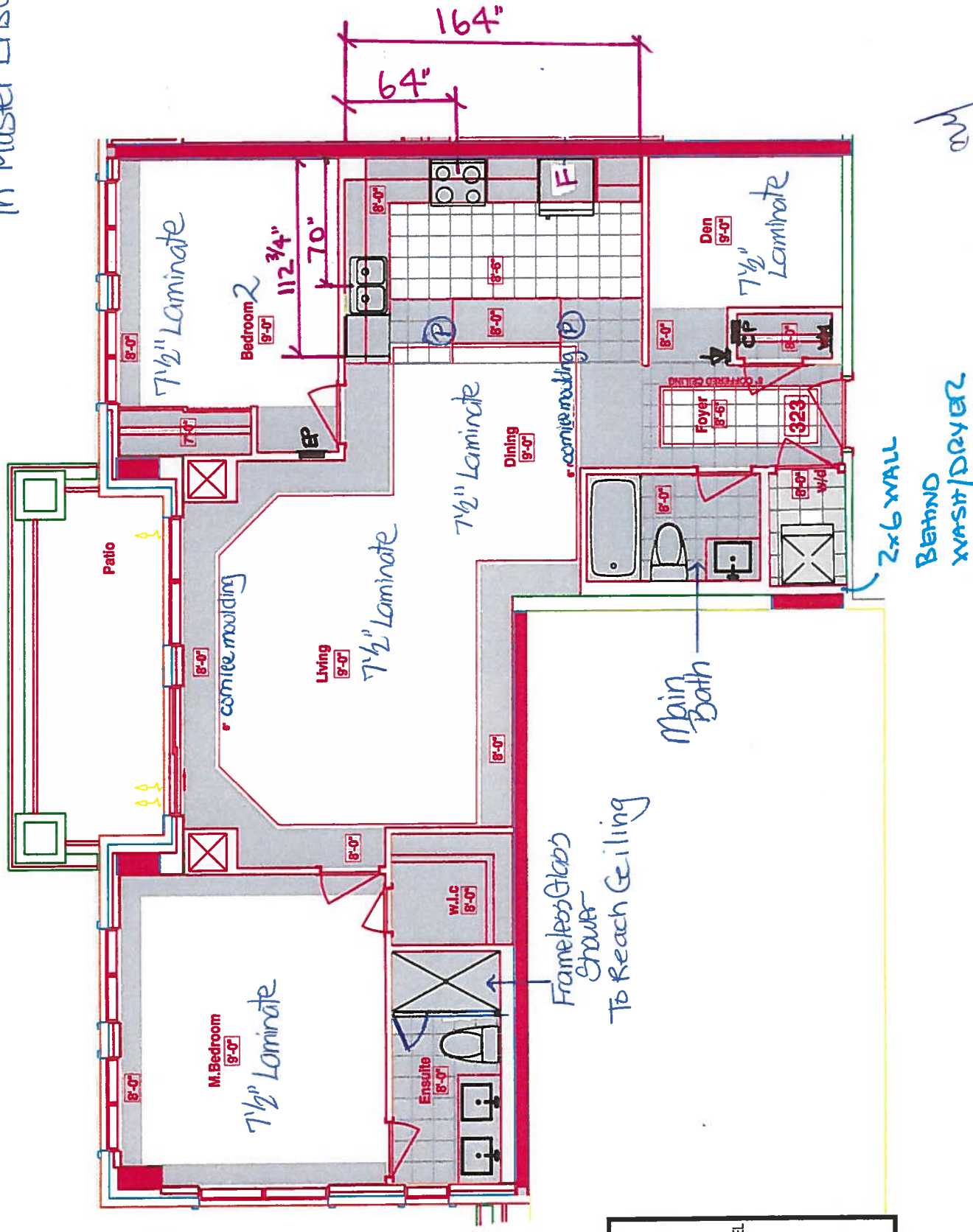
* MAIN + ENSUITE RAISED 6"
VANITY 36 1/4" + 3" SPLASH

6" WALL
BEHIND W/D

ELIMINATE JOG
AT FRIDGE WALL

LEGEND:	
	SECURITY PANEL
	ELECTRICAL PANEL
	COMMUNICATION PANEL
	WATER METER
	FRIDGE
	DROPPED AREA
	6" CROWN MOLDING

* Den Bathroom Accessories
in Master Ensuite & Main Bath





CONSTRUCTION SUMMARY

Hampton Place

PURCHASER: DOROTHY M. INGRAM

TEL: RES.: 905-887-2948 BUS.: 416-568-3908

LOT NUMBER	PHASE	HOUSE TYPE	CLOSING DATE
323	1	LAUREL	04-Oct-18

Date Added: 28-Nov-17

Invoice Number: 7040

1 - KITCHEN & BATHROOMS - SEE QUALITY TOPS & KITCHENS FOR ALL KITCHEN & BATHROOMS UPGRADES / LAYOUTS. (See Attached QTK Paperwork) (Upgrade Package # 1)

1 - KITCHEN - Install Builders Standard Granite Countertop - BIANCO ANTICO - To be installed throughout kitchen, where applicable. (does not include granite backsplash) (See Sketch)
Note:

1 - DISCLAIMER - GRANITE COUNTERTOP;
KITCHEN - Due to the many variables that can affect the pattern, colour and/or design and "pitting" of natural products, granite installed will not be identical to the samples displayed.
Note: Every effort is made to provide granite countertops as close as possible but the vendor is not responsible for results which differ from the sample displayed. All countertop surfaces may have seams, and product pattern and shade can change in areas containing seams.

1 - DISCLAIMER - STONE COUNTERTOP;
KITCHEN - Stone slabs vary in size & all seams are visible & the fabricator reserves the right to position the seams as necessary.
Note:

1 - KITCHEN - Kitchen Sink - Install Standard Undermount Sink - BLANCO Horizon Plus U2 Undermount Sink (8") - Model # 401234
Note:

1 - KITCHEN - Kitchen Faucet - Install Standard Faucet - DELTA Chrome Pull-Out Kitchen Faucet (Single Hole) - Model # 469LF -Chrome
Note:

1 - APPLIANCE PACKAGE - Install Upgrade Appliance Package - UPGRADE PACKAGE #1 - To be installed throughout suite, where applicable. (See Sketch)
Note:

1 - KITCHEN - Install WATER LINE ROUGH-IN ONLY To Fridge at Kitchen. (See Sketch)
Note:

1 - MAIN BATH & MASTER ENSUITE - Install RAISED VANITY HEIGHT at Main Bath and Master Ensuite Vanities. (See Attached QTK Paperwork and Layouts)
Note:

1 - CLARIFICATION;
MAIN BATH & MASTER ENSUITE - Install Standard 3" Splash throughout Main Bath and Master Ensuite Vanity Countertops, where applicable. (See Sketc)
Note:

1 - DISCLAIMER - STONE COUNTERTOPS;
MAIN BATH & MASTER ENSUITE - Stone slabs vary in size & all seams are visible & the fabricator reserves the right to position the seams as necessary.
Note:

1 - CLARIFICATION;
MAIN BATH & MASTER ENSUITE - Install Standard Plumbing Fixtures throughout Main Bath and Master Ensuite, where applicable. (See Sketch)

1 - CLARIFICATION;
MAIN BATH & MASTER ENSUITE - DELETE Do Not Install / Supply / Credit Purchaser for builders standard ceramic bathroom accessories (toilet paper, towel bar & soap dish) throughout all bathrooms where applicable.
Note: To Include; Main Bath & Master Ensuite (See Sketch)

1 - MASTER ENSUITE - Install FRAMELESS GLASS ENCLOSURE at Master Ensuite Shower Stall. Glass to Extedn up to TOUCH the Ceiling. (See Sketch)
Note:



SITE COPY

CONSTRUCTION SUMMARY

Hampton Place

PURCHASER: DOROTHY M. INGRAM

TEL: RES.: 905-887-2948 BUS.: 416-568-3908

LOT NUMBER	PHASE	HOUSE TYPE	CLOSING DATE
323	1	LAUREL	04-Oct-18

Date Added: 28-Nov-17

Invoice Number: 7040

1 - BONUS PACKAGE - PURCHASER HAS APPLIED \$5,000.00 (Includes Taxes) WORTH OF UPGRADE PROMOTIONAL PACKAGE TOWARDS THE PURCHASE OF UPGRADES COMPLETED AT THE DECOR CENTRE.

1 - PURCHASER HAS ATTENDED A COLOR APPOINTMENT AT THE DECOR CENTRE AND HAS DECLINED ANY ADDITIONAL UPGRADES. Purchaser accepts and acknowledges that there will be no further changes/additions/deletions to be made upon signing on November 28,2017
Note:

1 - PURCHASER AWARE AND ACCEPTS THAT ANY CHANGES MADE TO UPGRADES AFTER SIGNING THIS PURCHASERS EXTRA FORM ARE SUBJECT TO A MINIMUM ADMINISTRATION FEE OF \$1,000 PLUS A 10% HOLDBACK FEE.
Note:

This Document is Extremely Time Sensitive - Printed 21 Feb 18 at 12:37



DOROTHY M. INGRAM

Melissa Di Marino

LAUREL

(905) 887-2948 / (416) 568-3908

Hampton Place

04/10/2018

323

ot: 323 Project: Hampton Place Model: LAUREL

Melissa Di Marino

DOROTHY M. INGRAM

Hampton Place

Printed Nov 28, 2017 4:46 pm

	Flooring	Main Tile	Accent/Insert	Pattern
MASTER ENSUITE	Description 13x13 RUSTIC GREY (STD)	8x10 NATURALE GRIGIO (STD)	NONE	NONE
MAIN BATHROOM	✓ 13x13 RUSTIC CHARCOAL (STD) 	8x10 CARRARA MATT (STD)	NONE	NONE
POWDER ROOM	N/A	N/A	N/A	N/A
KITCHEN / DINETTE	✓ 20x20 PULPIS GRIS (STRAIGHT) (STD)	12x12 TwilightMocha GlassMosaics (STD)	NONE	NONE
BREAKFAST NOOK	✓ 20x20 PULPIS GRIS (STRAIGHT) (STD)	N/A	N/A	N/A
AUNDRY	✓ 6x8 BEHRAM PINK (STD) 	N/A	N/A	N/A
LIVING ROOM	✓ 7 1/2" TorleysForest - Okanogan 9742P (STD)			
DINING ROOM	✓ 7 1/2" TorleysForest - Okanogan 9742P (STD)			
HALLWAY	✓ 7 1/2" TorleysForest - Okanogan 9742P (STD)			
MEDIA ROOM	✓ 7 1/2" TorleysForest - Okanogan 9742P (STD)			
MASTER BEDROOM	✓ 7 1/2" TorleysForest - Okanogan 9742P (STD)			
BEDROOM 2	✓ N/A			
BEDROOM 3				



* INTERIOR COLOR SCHEME *

Purchaser DOROTHY M. INGRAM		Decor Consultant Melissa Di Marino	Model Type LAUREL	Telephone Res. / Bus (905) 887-2948 / (416) 568-3908	Project Hampton Place	Closing Date 04/10/2018	Unit 323
--------------------------------	--	---------------------------------------	----------------------	---	--------------------------	----------------------------	-------------

Page 2 of 3

CABINETS, VANITIES AND COUNTERTOPS

	Style	Countertop	Counter Edge	Handle / Knob	APPLIANCE PACKAGE
MAIN BATHROOM	<input checked="" type="checkbox"/> CATEGORY 1 - FIBERBOARD - WHITE QT 1203 (STD)	ASPEN TRIBECA	1" A" EDGE (STD)	16338-195	<div>Upgrade Package #1</div> <div>Std 31in Opening</div>
MASTER ENSUITE	<input checked="" type="checkbox"/> CATEGORY 2 - MAPLE - PISTACHIO QT 2503 (STD)	ASPEN TRIBECA	1" A" EDGE (STD)	16338-195	
POWDER ROOM	<input type="checkbox"/> N/A	N/A	N/A	N/A	
KITCHEN / DINETTE	<input checked="" type="checkbox"/> CATEGORY 1 - FIBERBOARD - WHITE QT 1203 (STD)	BIANCO ANTICO GRANITE	1" A" EDGE (STD)	3487-128	
LAUNDRY ROOM	<input type="checkbox"/> N/A	N/A	N/A	N/A	
	<input type="checkbox"/>				
	<input type="checkbox"/>				

- PLUMBING FIXTURES

KITCHEN	
Sink Model	<input checked="" type="checkbox"/> STANDARD
Sink Faucet	<input checked="" type="checkbox"/> STANDARD

TOILETS

Master Ensuite	<input checked="" type="checkbox"/> STANDARD
Main Bathroom	<input checked="" type="checkbox"/> STANDARD
Powder Room	<input type="checkbox"/> N/A

VANITY FAUCETS

Master Ensuite	<input checked="" type="checkbox"/> STANDARD
Main Bathroom	<input checked="" type="checkbox"/> STANDARD
Powder Room	<input type="checkbox"/> N/A

VANITY SINKS

Master Ensuite	<input checked="" type="checkbox"/> STANDARD
Main Bathroom	<input checked="" type="checkbox"/> STANDARD
Powder Room	<input type="checkbox"/> N/A

SHOWER STALL / TUBS

Master Ensuite Shower Stall	<input checked="" type="checkbox"/> STANDARD
Master Ensuite Tub	<input checked="" type="checkbox"/> N/A
Main Bathroom Tub	<input checked="" type="checkbox"/> STANDARD

Trim		
Baseboard & Casing	STANDARD	Levers
Interior Doors	STANDARD - CARARRA, SMOOTH	Door Height

Cornice Moulding / Medallion

Foyer	<input checked="" type="checkbox"/> STANDARD - #CTR-611
Living Room	<input checked="" type="checkbox"/> STANDARD - #CTR-611
Dining Room	<input checked="" type="checkbox"/> STANDARD - #CTR-611
Den	<input type="checkbox"/> NONE
Master Bedroom	<input type="checkbox"/> NONE
Bedroom 2	<input type="checkbox"/> NONE
Bedroom 3	<input type="checkbox"/> N/A

Fireplace

Fireplace	N/A
Location Flooring	N/A
Style	N/A
Finish	N/A
Marble	N/A
Hearth	N/A

MISC. INSTALLATIONS

Ceramic Accessories (Installed by Vendor)	<input type="checkbox"/> Yes <input checked="" type="checkbox"/> No
Bathroom Mirrors (Installed by Vendor)	<input checked="" type="checkbox"/> Yes <input type="checkbox"/> No
Wire Shelving - Closet (Installed by Vendor)	<input checked="" type="checkbox"/> Yes <input type="checkbox"/> No

Paint Throughout

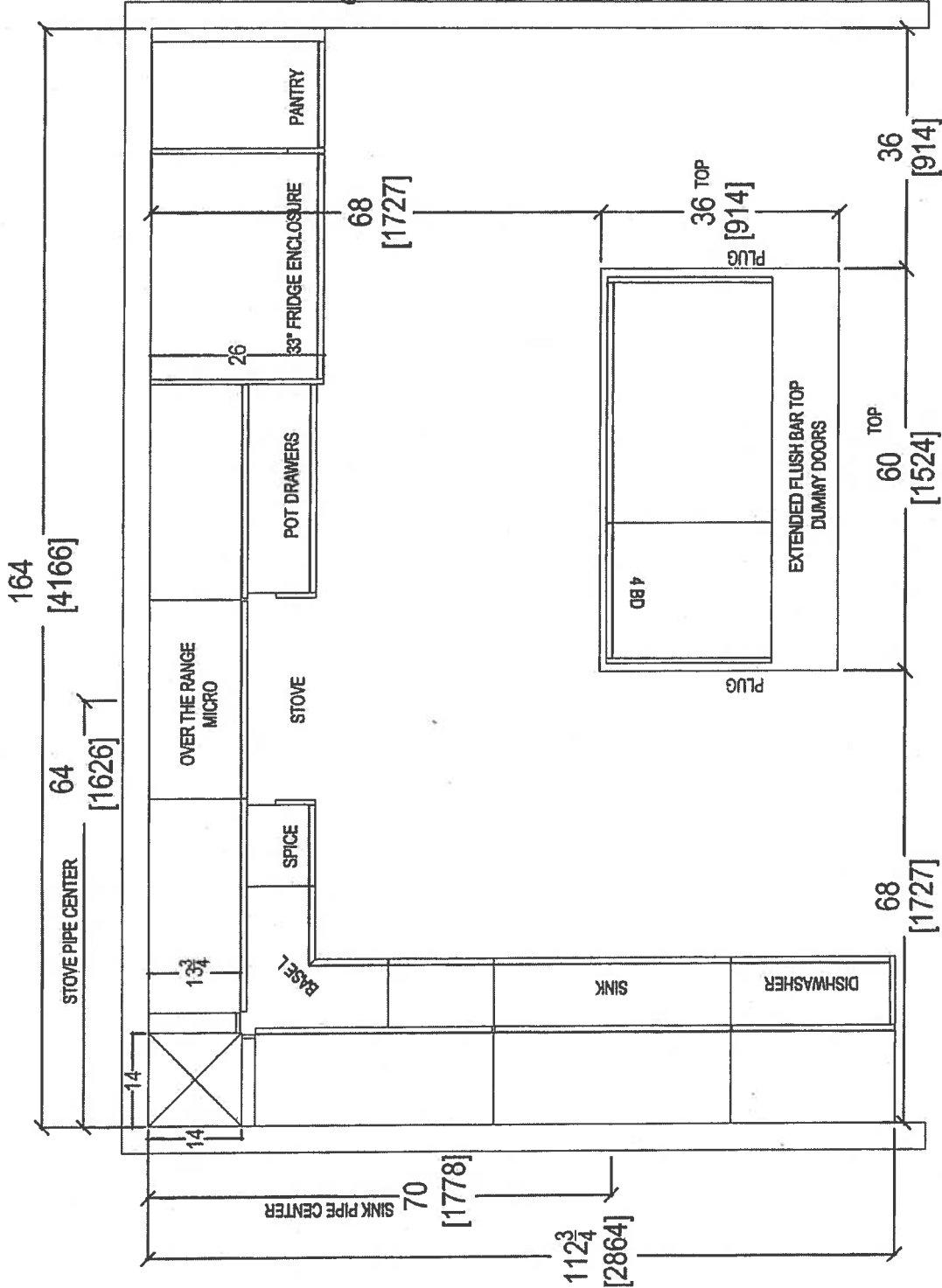
Walls	STANDARD - BIRCH WHITE	Trim	STANDARD - WHITE
-------	------------------------	------	------------------

Page 2 of 3

Decor Consultant:  Melissa Di Marino


Purchaser:  Dorothy M. INGRAM

Vendor:  Hampton Place

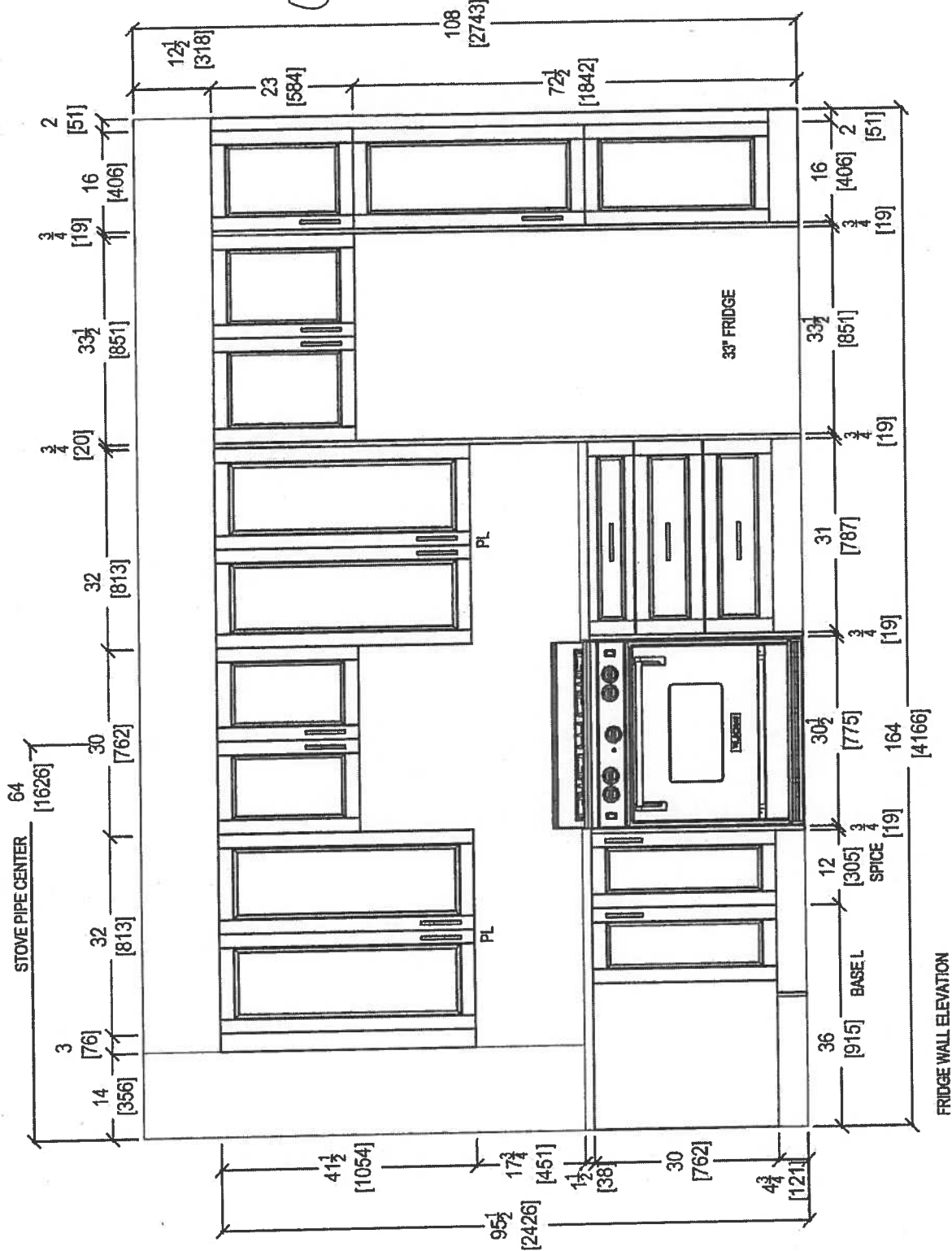


- (x4) Puck lights
- (x2) = Plugs Island
- UPG 1- APPLIANCE PACKAGE
- MAN / ENSUITE
- RASO VANITIES
- 36 1/4" + 3" SPASIT

Dec 5, 2017

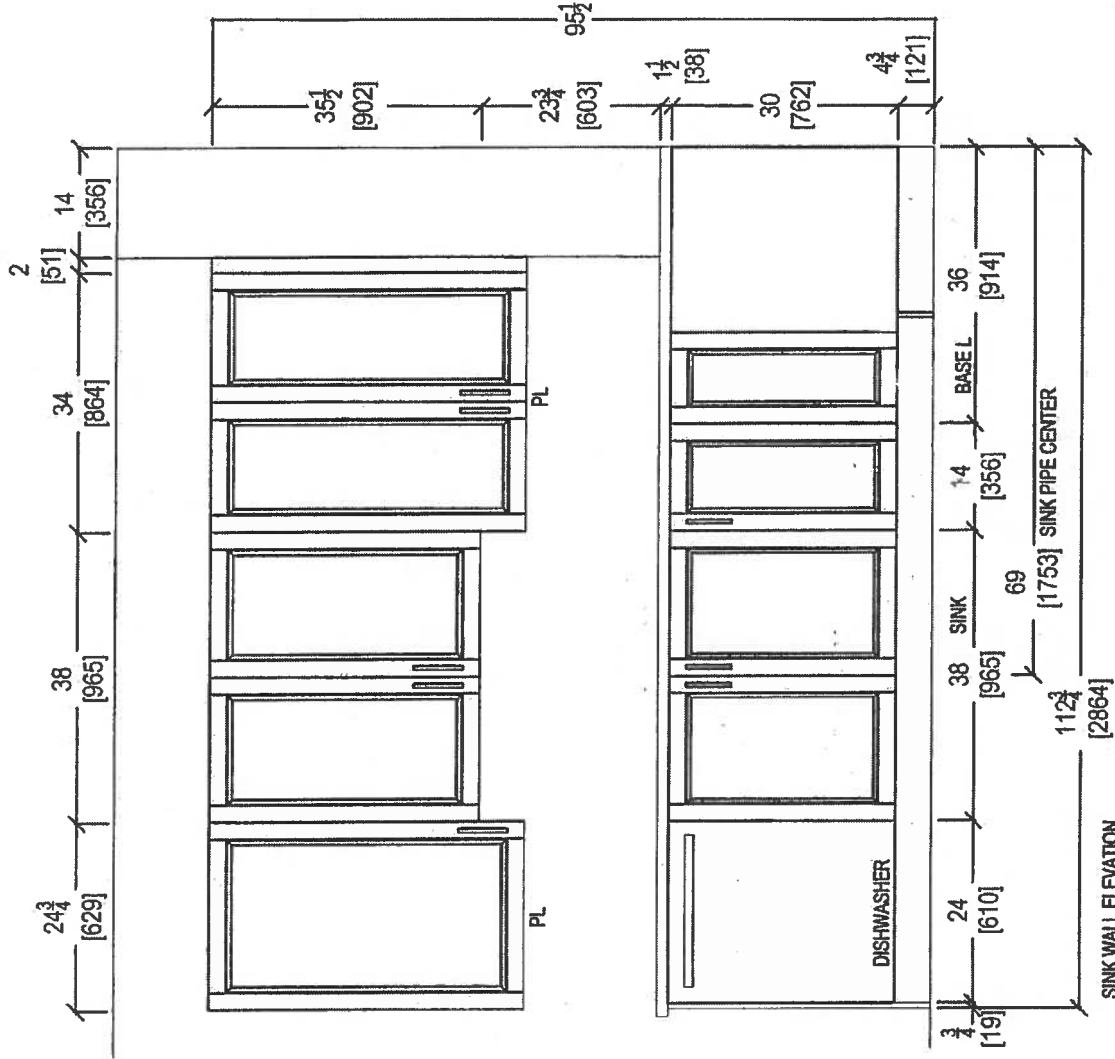
 your kitchen. <i>your taste.</i> 80 SANTE DRIVE, VAUGHAN, ON L4K 3C4, T. 416.746.1811 F. 905.761.5901	CLIENT: ROYAL PINE HOMES		JOB NAME: UNIT 323 HMP	ROOM:	KITCHEN FLOOR PLAN	DRAWN BY: SK	COMMENTS: PLEASE NOTE ALL DIMENSIONS ARE NOT FINAL AND ARE SUBJECT TO CHANGE UPON FINAL SITE MEASURE
	SITE: HAMPTON PLACE	DOOR STYLE: —	DOOR HANDLE: —	SCALE: 1/2" = 1' - 0"			
	PHONE: —	FINISH: —	DRW HANDLE: —	DATE: DEC 4, 2017			
	EMAIL: —	SPECIES: —	TOP: —	PAGE: —			

Suite 323 Hampton PL → Puck Light




COMMENTS:			
CLIENT: ROYAL PINE HOMES		ROOM: KITCHEN	DRAWN BY: SK
SITE: HAMPTON PLACE		DOOR HANDLE: —	SCALE: 1/2" = 1' - 0"
PHONE: —		DRW HANDLE: —	DATE: DEC 4, 2017
EMAIL: —		TOP: —	PAGE: —
UNIT 323 HMP		DOOR STYLE: —	
		FINISH: —	
		SPECIES: —	
PLEASE NOTE ALL DIMENSIONS ARE NOT FINAL AND ARE SUBJECT TO CHANGE UPON FINAL SITE MEASURE			

Suite 32 Hampton PL → Rock Light

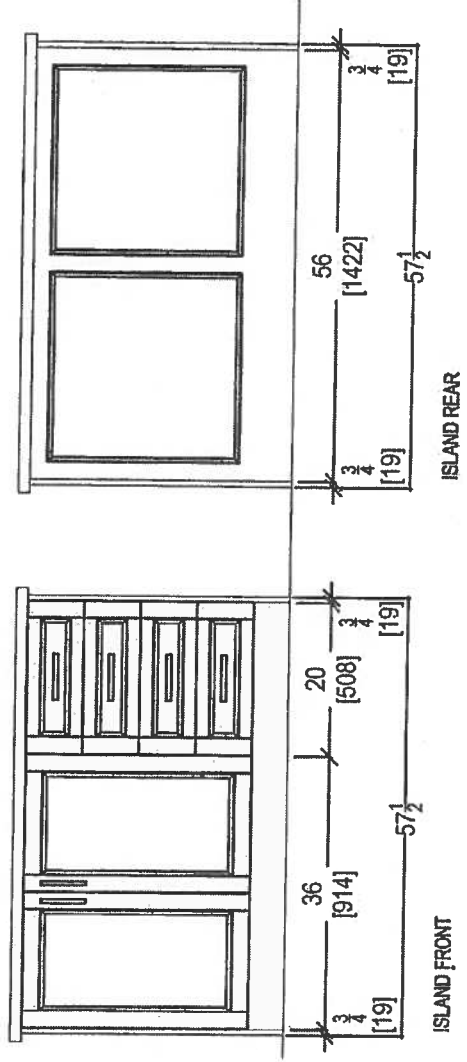


(x4) Rock Lights


Dec 5, 2017

 your kitchen, your facts. 80 SANTE DRIVE, VAUGHAN, ON L4K 3C4, T: 416.746.1811 F: 905.761.5601	CLIENT: ROYAL PINE HOMES		UNIT 323 HMP	ROOM: KITCHEN	DRAWN BY: SK	COMMENTS: PLEASE NOTE ALL DIMENSIONS ARE NOT FINAL AND ARE SUBJECT TO CHANGE UPON FINAL SITE MEASURE
	SITE: HAMPTON PLACE	DOOR STYLE: —	DOOR HANDLE: —	SCALE: 1/2" = 1' - 0"		
	PHONE: —	FINISH: —	DRW HANDLE: —	DATE: DEC 4, 2017		
	EMAIL: —	SPECIES: —	TOP: —	PAGE: —		

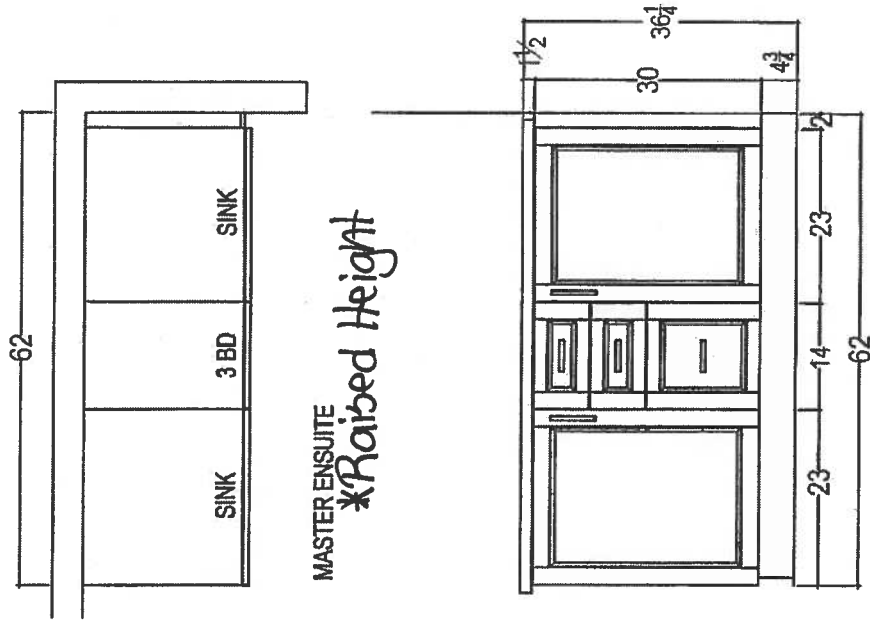
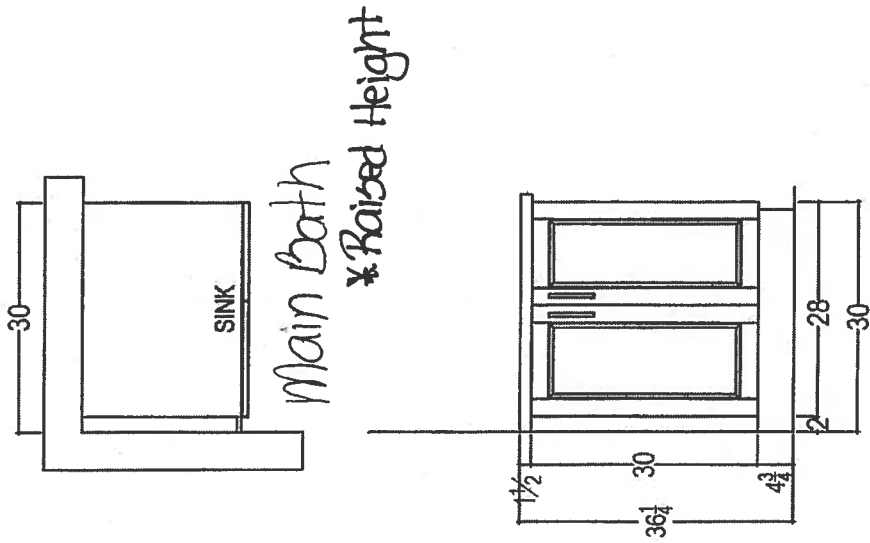
Suite 322 Hampton PL → Pk Light



Dec 5, 2017

 <i>your kitchen, your taste</i> 80 SANTE DRIVE, VAUGHAN, ON L4K 3C4. T: 416.746.1811 F: 905.761.5901	CLIENT: ROYAL PINE HOMES		UNIT 323 HMP	ROOM: KITCHEN	DRAWN BY: SK	COMMENTS: PLEASE NOTE ALL DIMENSIONS ARE NOT FINAL AND ARE SUBJECT TO CHANGE UPON FINAL SITE MEASURE
	SITE: HAMPTON PLACE		DOOR STYLE: —	DOOR HANDLE: —	SCALE: 1/2" = 1' - 0"	
	PHONE: —		FINISH: —	DRW HANDLE: —	DATE: DEC 4, 2017	
	EMAIL: —		SPECIES: —	TOP: —	PAGE: —	

Suite 322 Hampton



Dec. 5, 2017



your kitchen, our taste
80 SANTE DRIVE, VAUGHAN, ON L4K 3C4,
T: 416.748.1811 F: 905.761.5901

CLIENT: ROYAL PINE HOMES		UNIT 323 HMP	ROOM:	VANITIES	DRAWN BY: SK		COMMENTS: PLEASE NOTE ALL DIMENSIONS ARE NOT FINAL AND ARE SUBJECT TO CHANGE UPON FINAL SITE MEASURE
SITE:	HAMPTON PLACE	DOOR STYLE: ---	DOOR HANDLE: ---		SCALE:	1/2" = 1' - 0"	
PHONE: ---		FINISH: ---	DRW HANDLE: ---		DATE:	DEC 4, 2017	
EMAIL: ---		SPECIES: ---	TOP: ---		PAGE:	---	

Suite 323
Hampton

Upgrade Package I



WRB322DMBM

Whirlpool®

<http://www.whirlpool.com>

36-inches wide Bottom-Freezer Refrigerator with
SpillGuard™ Glass Shelves - 22 cu. ft

Key Features:

- SpillGuard™ Glass Shelves
- Adaptive Defrost / *Factory Installed Ice Maker*
- FreshFlow™ Produce Preserver
- LED Interior Lighting
- ENERGY STAR® Qualified

Product Dimensions:

Height: 70

Width: 32 5/8

Depth: 33 3/8

Electrical Requirements:

15


Additional Information:

[Use And Care Guide](#)

[Dimension Guide](#)

[Energy Guide](#)

[Warranty Certificate](#)



INVESTED
IN
AMERICA



©Registered trademark/TM Trademark of Whirlpool, U.S.A. © 2016 Whirlpool Corporation. All Rights Reserved.
All other trademarks are owned by their respective companies.
Because Whirlpool Corporation policy includes a continuous commitment to improve our products, we reserve the right to change materials and specifications without notice. We also reserve the right to discontinue or transition products without notice.
Manufacturer's Suggested Retail Price (MSRP) and Minimum Advertised Price (MAP) provided for reference purposes only. Dealer alone determines advertised and retail prices.
Created On: Tuesday, March 14, 2017 11:30:08

Suite 323
Hampton

Upgrade
Package I


WEE745H0FS



Whirlpool®

<http://www.whirlpool.com>

4 Cu. Ft. Slide-In Electric Range with True Convection



Key Features:

- Frozen Bake™ Technology
- True Convection Cooking
- FlexHeat™ Triple Radiant Element
- Convection Conversion
- AquaLift® Self-Cleaning Technology
- Temperature Sensor
- Rapid Preheat
- 6.4 Cu. Ft. Capacity
- Easy-Wipe Ceramic Glass Cooktop
- Large Oven Window
- Max Capacity Rack
- Hidden Bake Element

Product Dimensions:

Height: 36

Width: 29 7/8

Additional Information:

[Use And Care Guide](#)

[Dimension Guide](#)

[Installation Guide](#)

[Warranty Certificate](#)

INVESTED
IN
AMERICA



©Registered trademark/TM Trademark of Whirlpool, U.S.A. © 2018 Whirlpool Corporation. All Rights Reserved.
All other trademarks are owned by their respective companies.
Because Whirlpool Corporation policy includes a continuous commitment to improve our products, we reserve the right to change materials and specifications without notice. We also reserve the right to discontinue or transition products without notice.
Manufacturer's Suggested Retail Price (MSRP) and Minimum Advertised Price (MAP) provided for reference purposes only. Dealer alone determines advertised and retail prices.
Created On: Friday, January 27, 2017 10:46:47

Suite 323
Hampton

Upgrade
Package 1



YWMH76719CS



<http://www.whirlpool.com>

1.9 cu. ft. Microwave Hood Combination with
TimeSaver™ Plus True Convection

Key Features:

- TimeSaver™ Plus True Convection Cooking System
- Steam Cooking
- Sensor Cooking
- AccuPop™ Cycle
- CleanRelease® Non-Stick Interior
- SteamClean Option
- Integrated Hidden Vent and Console
- Auto Adapt Fan
- Recessed, Stoppable Glass Turntable
- Universal Microwave Steamer
- 1.9 cu. ft. Capacity
- 1,100 Watts Cooking Power

Product Dimensions:

Height: 17 1/8

Width: 29 15/16

Depth: 18 1/2

Electrical Requirements:

15 or 20. 120 V.

Additional Information:

Use And Care Guide

Installation Guide

Warranty Certificate

Available in:



Stainless Steel



©Registered trademark/TM Trademark of Whirlpool, U.S.A. © 2013 Whirlpool Corporation. All Rights Reserved.
All other trademarks are owned by their respective companies.
Because Whirlpool Corporation policy includes a continuous commitment to improve our products, we reserve the right to change materials and specifications without notice. We also reserve the right to discontinue or transition products without notice.
Manufacturer's Suggested Retail Price (MSRP) and Minimum Advertised Price (MAP) provided for reference purposes only. Dealer alone determines advertised and retail prices.
Created On: Monday, March 14, 2016 13:16:48

Suite 323
Hampton

Upgrade
Package 1

WDTA50SAHZ



Whirlpool®

<http://www.whirlpool.com>

Contemporary Design. Stainless Steel Tub
Dishwasher with TotalCoverage Spray Arm

Key Features:

- Sensor Cycle
- TotalCoverage Spray Arm
- 1-Hour Wash Cycle
- Tap Touch Controls

Product Dimensions:

Height: 34 1/2

Width: 23 7/8

Depth: 24 1/2

Additional Information:


[Use And Care](#)

[Dimension Guide](#)

[Installation Guide](#)

[Energy Guide](#)

[Warranty](#)



Available in:

● Black

Fingerprint Resistant Sunset Bronze

Fingerprint Resistant Black Stainless

○ White

Fingerprint Resistant Stainless Steel

INVESTED
IN
AMERICA



©Registered trademark/TM Trademark of Whirlpool, U.S.A. © 2016 Whirlpool Corporation. All Rights Reserved. All other trademarks are owned by their respective companies.

Because Whirlpool Corporation policy includes a continuous commitment to improve our products, we reserve the right to change materials and specifications without notice. We also reserve the right to discontinue or transition products without notice.

Manufacturer's Suggested Retail Price (MSRP) and Minimum Advertised Price (MAP) provided for reference purposes only. Dealer alone determines advertised and retail prices.

Suite 323
Hampton

Upgrade
Package I


220

WFW75HEFW



<http://www.whirlpool.com>

5 cu. ft. Front Load Washer with Precision
Dispense



Key Features:

- Precision Dispense
- Adaptive Wash Technology
- Smooth Wave Stainless Steel Wash Basket
- 4.5 cu. ft. Capacity
- ENERGY STAR® Qualified

Product Dimensions:

Height: 39 3/4

Width: 27

Depth: 33 5/16

Electrical Requirements:

15 or 20. 120 V.

Additional Information:

[Use And Care Guide](#)

[Dimension Guide](#)

[Installation Guide](#)

[Energy Guide](#)

[Warranty Certificate](#)

INVESTED
IN
AMERICA



©Registered trademark/TM Trademark of Whirlpool, U.S.A. ©2013 Whirlpool Corporation All Rights Reserved.
All other trademarks are owned by their respective companies.
Because Whirlpool Corporation policy includes a continuous commitment to improve our products, we reserve the right to change materials and specifications without notice. We also reserve the right to discontinue or transition products without notice.
Manufacturer's Suggested Retail Price (MSRP) and Minimum Advertised Price (MAP) provided for reference purposes only. Dealer alone determines advertised and retail prices.
Created On: Wednesday, March 23, 2016 11:51:03

Suite 323
Hampton

Upgrade
Package 1


YWED75HEFW



<http://www.whirlpool.com>

5 cu. ft. Duet® High Efficiency Front Load Electric
Dryer with ENERGY STAR®

MSRP: \$0.00



Key Features:

- Advanced Moisture Sensing System
- Quad Baffles
- Tap Touch Controls with Memory
- EcoBoost™ Option
- Wrinkle Shield™ Plus Option
- Undercounter Installation
- 7.4 Cu. Ft. Capacity
- ENERGY STAR® Qualified

Product Dimensions:

Height: 39

Width: 27

Depth: 31

Additional Information:

[Use And Care](#)

[Installation Guide](#)

[Warranty](#)

Available in:

☐ White

INVESTED
IN
AMERICA

ADA
Compliant

®Registered trademark/TM Trademark of Whirlpool, U.S.A. © 2016 Whirlpool Corporation. All Rights Reserved. All other trademarks are owned by their respective companies.

Because Whirlpool Corporation policy includes a continuous commitment to improve our products, we reserve the right to change materials and specifications without notice. We also reserve the right to discontinue or transition products without notice.

Manufacturer's Suggested Retail Price (MSRP) and Minimum Advertised Price (MAP) provided for reference purposes only. Dealer alone determines advertised and retail prices.

Suite 323
Hampton

Nov. 28, 2017

CONNOLLY Marble & Granite Ltd.

EDGE
DETAILS

004

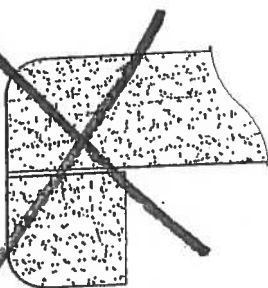
A.



STRAIGHT EDGE
(STANDARD - 3/4")

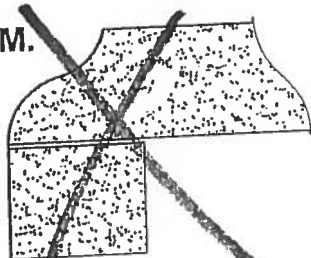
Standard:
Kitchen
Main Bath
Master Ensuite

~~I.~~



~~DOUBLE TOP "D" EDGE
(STANDARD - 1 1/2")~~

~~M.~~



~~OGEE - SQUARE EDGE
(MED./HIGH - 1 1/2")~~

EDGING UP-GRADE OPTIONS

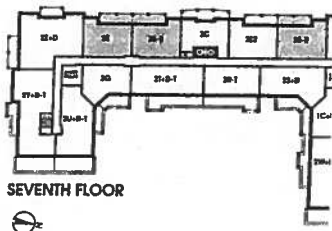
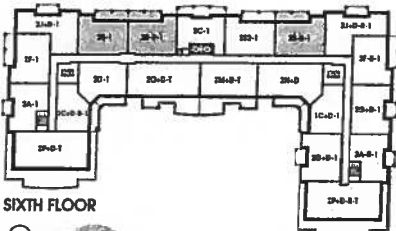
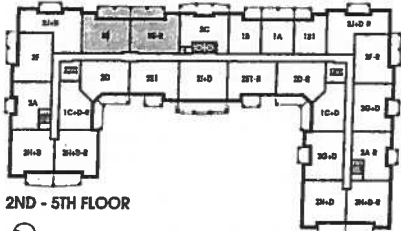
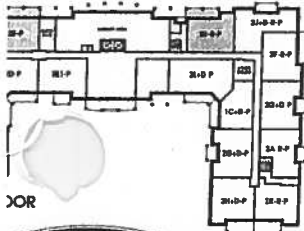
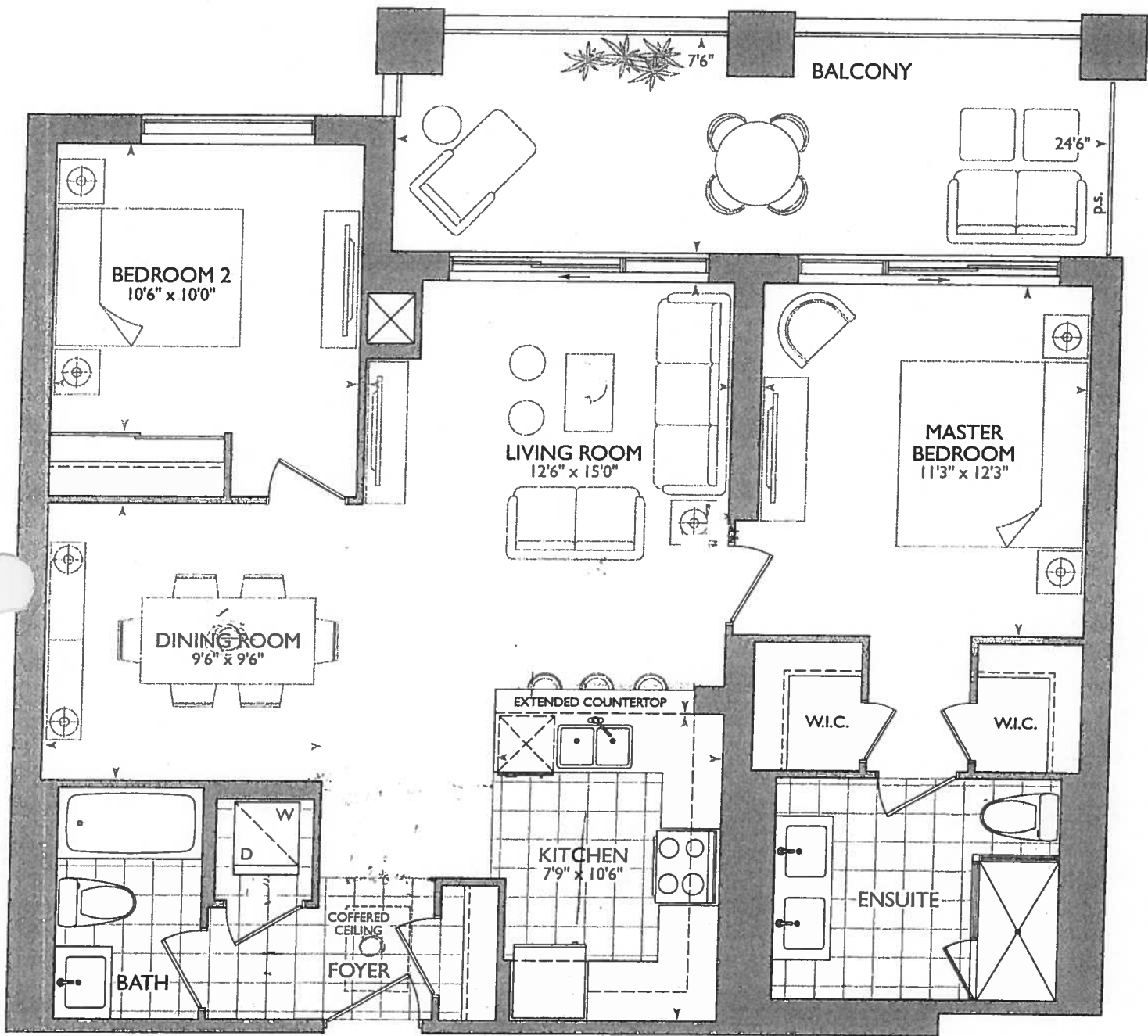


Flanders

* ORIGINAL LAYOUT *

SUITE 324.

1,059 SQ FT *plus 180 sq. ft. of balcony area*



16



PURCHASER'S EXTRAS (PE)

Hampton Place - Hampton Place

PURCHASERS: VICTOR VELOCCI and LINA VELOCCI

TEL: RES.: 905-470-1587

LOT NUMBER	PHASE	HOUSE TYPE	REG. PLAN #		
324	1	FLANDERS(2E)			

Item	QTY	Description	Addition to Purchase Price
1		1 - FOYER CLOSET - Install VAC-POD at Foyer Closet (Includes 30ft. air hose package) (See Sketch) Note: **Please Note: Location of Vac-Pod Unit is Approximate**	
2		1 - PURCHASER AWARE AND ACCEPTS THAT ANY CHANGES MADE TO UPGRADES AFTER SIGNING THIS PURCHASERS EXTRA FORM ARE SUBJECT TO A MINIMUM ADMINISTRATION FEE OF \$1,000 PLUS A 10% HOLDBACK FEE. Note:	



Sub Total

HST

Total

- In the event the work on the house has progressed beyond the point where the items covered by this extra cannot be installed without entailing any unusual expense, then this order is to be cancelled and any deposit paid in connection with the same is to be refunded to the Purchaser.
- The Vendor will undertake to incorporate the work covered by the sales extra in the construction of the house but will not be liable to the purchaser in any way, if for any reason the work covered by the extra is not carried out. In that event, any monies paid in connection with the same shall be returned to the Purchaser.
- It is understood and agreed that if for any reason whatsoever the transaction of Purchase and Sale is not completed, the total cost of extras ordered are not refundable to the Purchaser(s).
- Extras or changes will not be processed unless signed by the Vendor.
- These extras may not be amended without the written consent of Hampton Place.
- The Purchaser(s) and the Vendor acknowledge and agree that this form shall not be deemed to be part of the Agreement of Purchase and Sale entered into between them, nor an addendum thereto.
- No Estimates or orders will be accepted once construction has commenced.
- Prices are estimates only and guaranteed for a period of 5 days only.
- Any cancellations to this order, providing they can be cancelled, are subject to a \$500 minimum administration charge and a 10% cancellation charge for the total amount being cancelled.
- For Visa, Mastercard and Debit payments, transactions are identified on you statement as "SHERWAY CONSTRUCTION LTD", an Authorized Visa /Mastercard/Debit Merchant and authorized Royal Pine Homes company.

Payment Summary

Paid By

Amount

Detail

Amendment

Total Payment:

Bonus Package From Agreement of Purchase and Sale dated January 29, 2017

Bonus Total

PE# 7,051 - December

08, 2017

Remaining Balance

PURCHASER:

VICTOR VELOCCI

12-Mar-18

DATE

CONSULTANT:

Melissa Di Marino

PURCHASER:

LINA VELOCCI

12-Mar-18

DATE

VENDOR:

PER: Hampton Place

☐ Decor

☐ Builder

☐ Purchaser

Printed: 12-Mar-18 at 10:28 am



CONSTRUCTION SUMMARY Hampton Place	
.CHASERS: VICTOR VELOCCI and LINA VELOCCI	
TEL: RES.: 905-470-1587	

LOT NUMBER	PHASE	HOUSE TYPE	CLOSING DATE
324	1	FLANDERS(2E)	04-Oct-18

Offer	PURCHASER TO RECEIVE \$5,000(INCLUDES APPLICABLE TAXES) WORTH OF UPGRADES AT THE DECOR CENTER AT TIME OF COLOUR CHART.
Workshee	Note:

Workshee	TANDEM PARKING SPACE IN LIEU OF SINGLE PARKING SPACE
	Note:

FLANDERS: 324
-REVISED FOYER COFFERED CEILING AS PER COLOURED PLAN,
TILES TO REMAIN AS PER ORIGINAL SUITE LAYOUT
-ENSUITE 4" ADDED 4"x40" WET WALL FOR SHOWER FAUCET, NEW
DIMENTIONS ARE ON THE NEW COLOURED BROCHURE FOR W.I.C.
& MASTER BEDROOM



SITE COPY

CONSTRUCTION SUMMARY

Hampton Place

PURCHASERS: VICTOR VELOCCI and LINA VELOCCI

TEL: RES.: 905-470-1587

LOT NUMBER	PHASE	HOUSE TYPE	CLOSING DATE	
324	1	FLANDERS(2E)	04-Oct-18	

Date Added: 08-Dec-17

Invoice Number: 7051

1 - KITCHEN & BATHROOMS - Purchaser has DECLINED All Upgrades offered during decor appointment at the decor centre for kitchen & bathroom cabinetry. Standard Kitchen Layout & Standard Bathroom Vanities to be installed as per standard plan. (See Sketch)

1 - KITCHEN - Install Standard Granite Countertop - BIANCO ANTICO - To be installed throughout kitchen, where applicable (does not include granite backsplash) (See Sketch)
Note:

1 - DISCLAIMER - GRANITE COUNTERTOP;
KITCHEN - Due to the many variables that can affect the pattern, colour and/or design and "pitting" of natural products, granite installed will not be identical to the samples displayed.
Note: Every effort is made to provide granite countertops as close as possible but the vendor is not responsible for results which differ from the sample displayed. All countertop surfaces may have seams, and product pattern and shade can change in areas containing seams.

1 - DISCLAIMER - STONE COUNTERTOP;
KITCHEN - Stone slabs vary in size & all seams are visible & the fabricator reserves the right to position the seams as necessary.
Note:

1 - KITCHEN - Kitchen Sink - Install Standard Undermount Sink - BLANCO Horizon Plus U2 Undermount Sink - Model # 401234
Note:

1 - KITCHEN - Kitchen Faucet - Install Standard Faucet - DELTA Chrome Pull-Out Kitchen Faucet (Single Hole) - Model # 469LF - Chrome
Note:

1 - KITCHEN - Kitchen Backsplash - DELETE - Do Not Install / Supply / Credit Purchaser for builders standard kitchen backsplash (See Sketch)
Note:

1 - APPLIANCE PACKAGE - Install Upgrade Appliance Package - UPGRADE PACKAGE #1 - To be installed throughout suite, where applicable (See Sketch)
Note:

1 - KITCHEN - Install WATER LINE ROUGH-IN ONLY To Fridge at Kitchen (See Sketch)
Note:

30 - MAIN BATH - 1ST UPGRADE - PORCELAIN TILES - 20x20 CALACATA GRIS - To be installed throughout main bath floor. (To be Installed Straight) (See Sketch)
Note: Includes Larger Size

1 - MASTER ENSUITE - Install Standard Granite Countertop - BIANCO ANTICO - To be installed throughout master ensuite vanity countertop where applicable (See Sketch)
Note:

1 - DISCLAIMER - GRANITE COUNTERTOP;
MASTER ENSUITE - Due to the many variables that can affect the pattern, colour and/or design and "pitting" of natural products, granite installed will not be identical to the samples displayed.
Note: Every effort is made to provide granite countertops as close as possible but the vendor is not responsible for results which differ from the sample displayed. All countertop surfaces may have seams, and product pattern and shade can change in areas containing seams.

1 - CLARIFICATION;
MAIN BATH & MASTER ENSUITE - Purchaser Requested to DELETE Standard 3" Splash throughout Main Bath and Master Ensuite Vanity Countertop, where applicable. (See Sketch)
Note:

1 - DISCLAIMER - STONE COUNTERTOP;
MAIN BATH & MASTER ENSUITE - Stone slabs vary in size & all seams are visible & the fabricator reserves the right to position the seams as necessary.
Note:



SITE COPY

CONSTRUCTION SUMMARY

Hampton Place

PURCHASERS: VICTOR VELOCCI and LINA VELOCCI TEL: RES.: 905-470-1587

LOT NUMBER	PHASE	HOUSE TYPE	CLOSING DATE
324	1	FLANDERS(2E)	04-Oct-18

Date Added: 08-Dec-17 Invoice Number: 7051

1 - CLARIFICATION;
MAIN BATH & MASTER ENSUITE - Install Standard Plumbing Fixtures throughout Main Bath and Master Ensuite where applicable. (See Sketch)

1 - CLARIFICATION;
MASTER ENSUITE - Purchaser accepts & acknowledges the standard frameless glass enclosure at master ensuite shower stall will NOT touch the ceiling and will receive a Standard Chrome Header. (See Sketch)
Note:

1 - CLARIFICATION;
MAIN BATH & MASTER ENSUITE - DELETE Do Not Install / Supply / Credit Purchaser for builders standard ceramic bathroom accessories (toilet paper, towel bar & soap dish) throughout all bathrooms where applicable.
Note: To Include; Main Bath & Master Ensuite (See Sketch)

1 - BONUS PACKAGE - PURCHASER HAS APPLIED \$5,000.00 (Includes Taxes) WORTH OF UPGRADE PROMOTIONAL PACKAGE TOWARDS THE PURCHASE OF UPGRADES COMPLETED AT THE DECOR CENTRE.
Note:

1 - PURCHASER HAS ATTENDED A COLOR APPOINTMENT AT THE DECOR CENTRE AND HAS DECLINED ANY ADDITIONAL UPGRADES. Purchaser accepts and acknowledges that there will be no further changes/additions/deletions to be made upon signing on December 8,2017
Note:

1 - PURCHASER AWARE AND ACCEPTS THAT ANY CHANGES MADE TO UPGRADES AFTER SIGNING THIS PURCHASERS EXTRA FORM ARE SUBJECT TO A MINIMUM ADMINISTRATION FEE OF \$1,000 PLUS A 10% HOLDBACK FEE.
Note:

This Document is Extremely Time Sensitive - Printed 21 Feb 18 at 12:39



Purchasers

VICTOR VELOCCI & LINA VELOCCI

Decor Consultant

Melissa Di Marino

Model Type

FLANDERS(2E)

Telephone Res. / Bus

(905) 470-1587 /

Project

Hampton Place

Closing Date

04/10/2018

Unit

324

Page 1 of 3

Flooring

Description

13x13 SEAL GREY (STD)

20x20 CALACATTA GRIS (STRAIGHT) (UPG)

POWDER ROOM

N/A

KITCHEN / DINETTE

20x20 CALACATTA GRIS (STRAIGHT) (STD)

FOYER

20x20 CALACATTA GRIS (STRAIGHT) (STD)

LAUNDRY

8x8 BEHRAM PINK (STD)

LIVING ROOM

7 1/2" TorleysForest-NorthernCordillera 9687P (STD)

DINING ROOM

7 1/2" TorleysForest-NorthernCordillera 9687P (STD)

DEN

N/A

MASTER BEDROOM

7 1/2" TorleysForest-NorthernCordillera 9687P (STD)

BEDROOM 2

7 1/2" TorleysForest-NorthernCordillera 9687P (STD)

BEDROOM 3

N/A

Notes

Page 1 of 3

Consultant:

Melissa Di Marino

Purchaser:

VICTOR VELOCCI

Purchaser:

LINA VELOCCI

Vendor:

Hampton Place



* INTERIOR CLOSING SCHEME *

Purchasers VICTOR VELOCCI & LINA VELOCCI		Decor Consultant Melissa Di Marino	Model Type FLANDERS(2E)	Telephone Res. / Bus (905) 470-1587 /	Project Hampton Place	Closing Date 04/10/2018	Unit 324
---	--	---------------------------------------	----------------------------	--	--------------------------	----------------------------	-------------

Page 2 of 3

CABINETRY, VANITIES AND COUNTERTOPS

	Style	Countertop	Counter Edge	Handle / Knob
MAIN BATHROOM	<input checked="" type="checkbox"/> CATEGORY 2 - MAPLE - CHESTNUT QT 2503 (STD)	<input checked="" type="checkbox"/> ASPEN TERRA WHITE (STD)	<input checked="" type="checkbox"/> 1/2" A" EDGE (STD)	16338-195
MASTER ENSUITE	<input checked="" type="checkbox"/> CATEGORY 1 - FIBERBOARD - WHITE QT 1203 (STD)	<input checked="" type="checkbox"/> BIANCO ANTICO GRANITE (STD)	<input checked="" type="checkbox"/> 1/2" A" EDGE (STD)	16338-195
POWDER ROOM	<input checked="" type="checkbox"/> N/A	<input checked="" type="checkbox"/> N/A	<input checked="" type="checkbox"/> N/A	N/A
KITCHEN / DINETTE	<input checked="" type="checkbox"/> CATEGORY 2 - MAPLE - PISTACHIO QT 2503 (STD)	<input checked="" type="checkbox"/> BIANCO ANTICO GRANITE (STD)	<input checked="" type="checkbox"/> 1/2" A" EDGE (STD)	3487-128
LAUNDRY ROOM	<input checked="" type="checkbox"/> N/A	<input checked="" type="checkbox"/> N/A	<input checked="" type="checkbox"/> N/A	N/A

APPLIANCE PACKAGE

Upgrade Package #1

Std 31in Opening

PLUMBING FIXTURES

KITCHEN	<input checked="" type="checkbox"/> STANDARD
Sink Model	<input checked="" type="checkbox"/> STANDARD
Sink Faucet	<input checked="" type="checkbox"/> STANDARD
TOILETS	<input checked="" type="checkbox"/> STANDARD
Master Ensuite	<input checked="" type="checkbox"/> STANDARD
Main Bathroom	<input checked="" type="checkbox"/> STANDARD
Powder Room	<input checked="" type="checkbox"/> N/A
VANITY FAUCETS	<input checked="" type="checkbox"/> STANDARD
Master Ensuite	<input checked="" type="checkbox"/> STANDARD
Main Bathroom	<input checked="" type="checkbox"/> STANDARD
Powder Room	<input checked="" type="checkbox"/> N/A

VANITY SINKS

Master Ensuite	<input checked="" type="checkbox"/> STANDARD
Main Bathroom	<input checked="" type="checkbox"/> STANDARD
Powder Room	<input checked="" type="checkbox"/> N/A

SHOWER STALL / TUBS

Master Ensuite Shower Stall	<input checked="" type="checkbox"/> STANDARD
Master Ensuite Tub	<input checked="" type="checkbox"/> N/A
Main Bathroom Tub	<input checked="" type="checkbox"/> STANDARD

Trim	Baseboard & Casing	Levers
	<input checked="" type="checkbox"/> STANDARD	<input checked="" type="checkbox"/> STANDARD
	Interior Doors	Door Height
	<input checked="" type="checkbox"/> STANDARD - CARRARA, SMOOTH	<input checked="" type="checkbox"/> STANDARD

Cornice Moulding / Medallion

Foyer	<input checked="" type="checkbox"/> STANDARD - #CTR-611
Living Room	<input checked="" type="checkbox"/> STANDARD - #CTR-611
Dining Room	<input checked="" type="checkbox"/> STANDARD - #CTR-611
Den	<input checked="" type="checkbox"/> N/A
Master Bedroom	<input checked="" type="checkbox"/> NONE
Bedroom 2	<input checked="" type="checkbox"/> NONE
Bedroom 3	<input checked="" type="checkbox"/> N/A

Fireplace

Fireplace	<input checked="" type="checkbox"/> N/A
Location Flooring	<input checked="" type="checkbox"/> N/A
Style	<input checked="" type="checkbox"/> N/A
Finish	<input checked="" type="checkbox"/> N/A
Marble	<input checked="" type="checkbox"/> N/A
Hearth	<input checked="" type="checkbox"/> N/A

Paint Throughout

Walls	Trim
<input checked="" type="checkbox"/> STANDARD - BIRCH WHITE	<input checked="" type="checkbox"/> STANDARD - WHITE

MISC. INSTALLATIONS

Ceramic Accessories
(installed by Vendor) ☒ Yes ☒ No

Bathroom Mirrors
(installed by Vendor) ☒ Yes ☒ No

Wire Shelving - Closet
(installed by Vendor) ☒ Yes ☒ No

Page 2 of 3

Decor Consultant:  Melissa Di Marino

Purchaser:  VICTOR VELOCCI

Purchaser:  LINA VELOCCI

Vendor:  Hampton Place

Printed Dec 08, 2017 12:02 pm

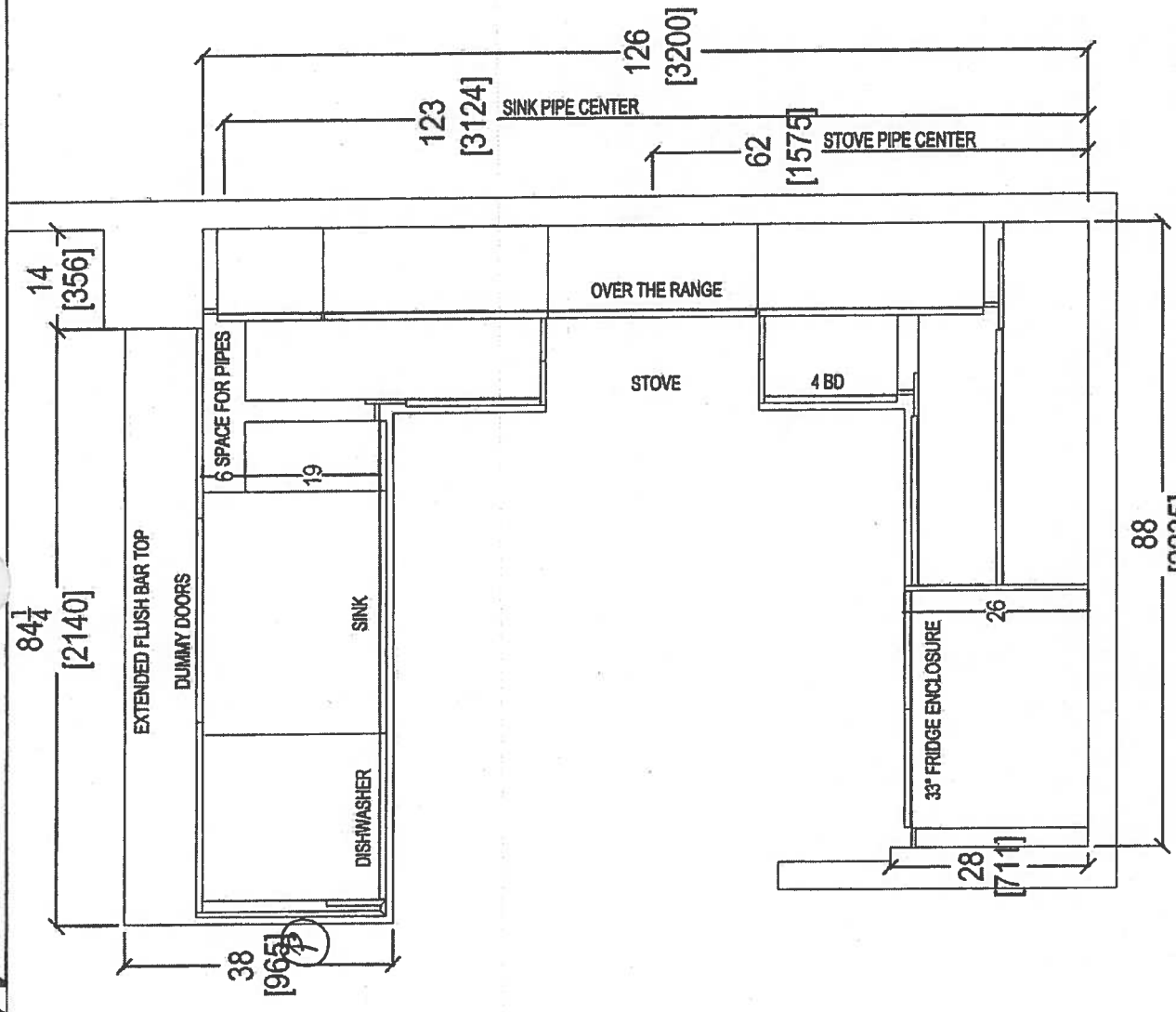
Suite 324 Hampton

① Plug = Peninsula

4x = Puck Lights

UPG #1 - APPLIANCE
PACKAGE

MAIN + ENSUITE DELETE
3" SPLASH

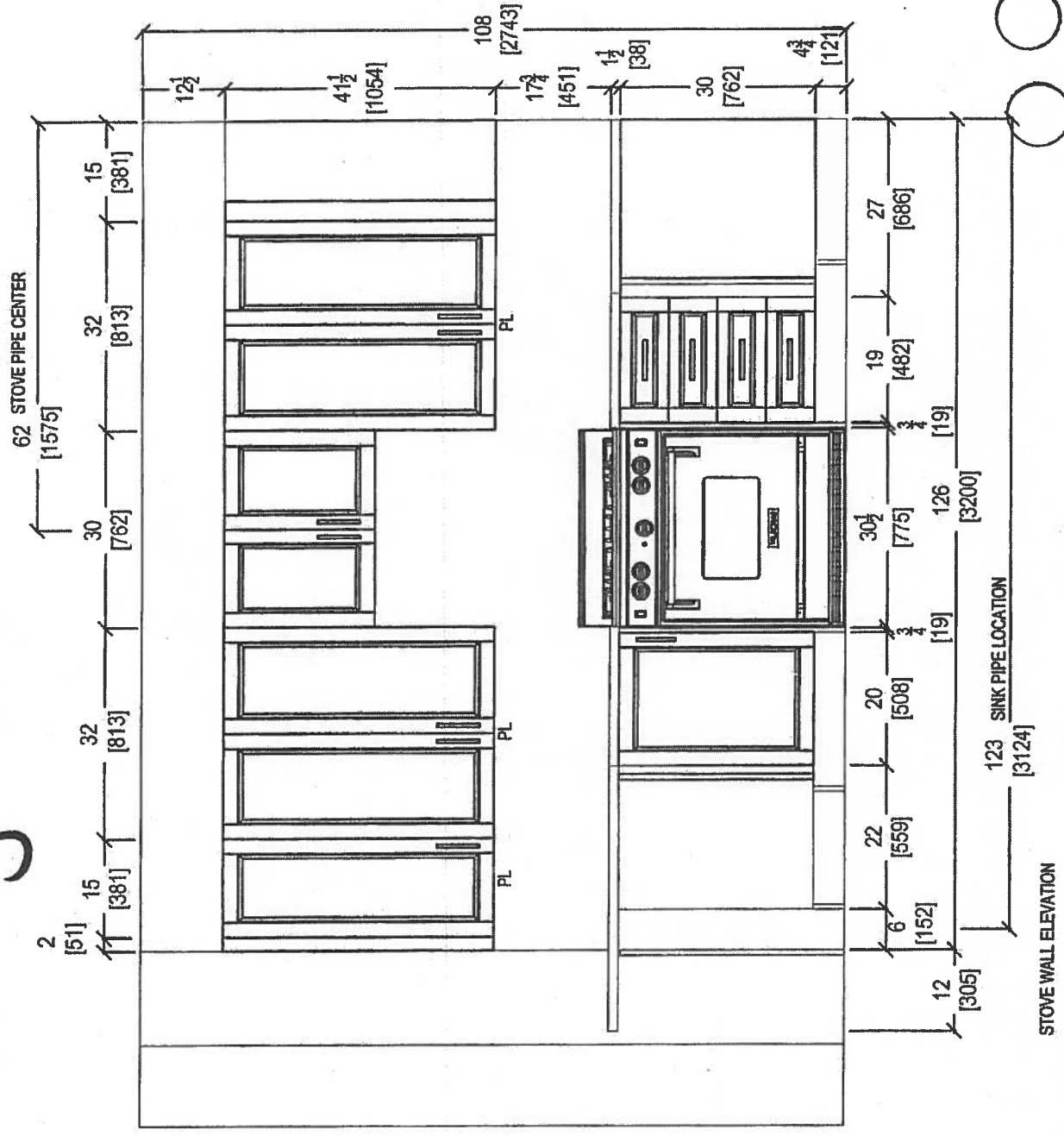
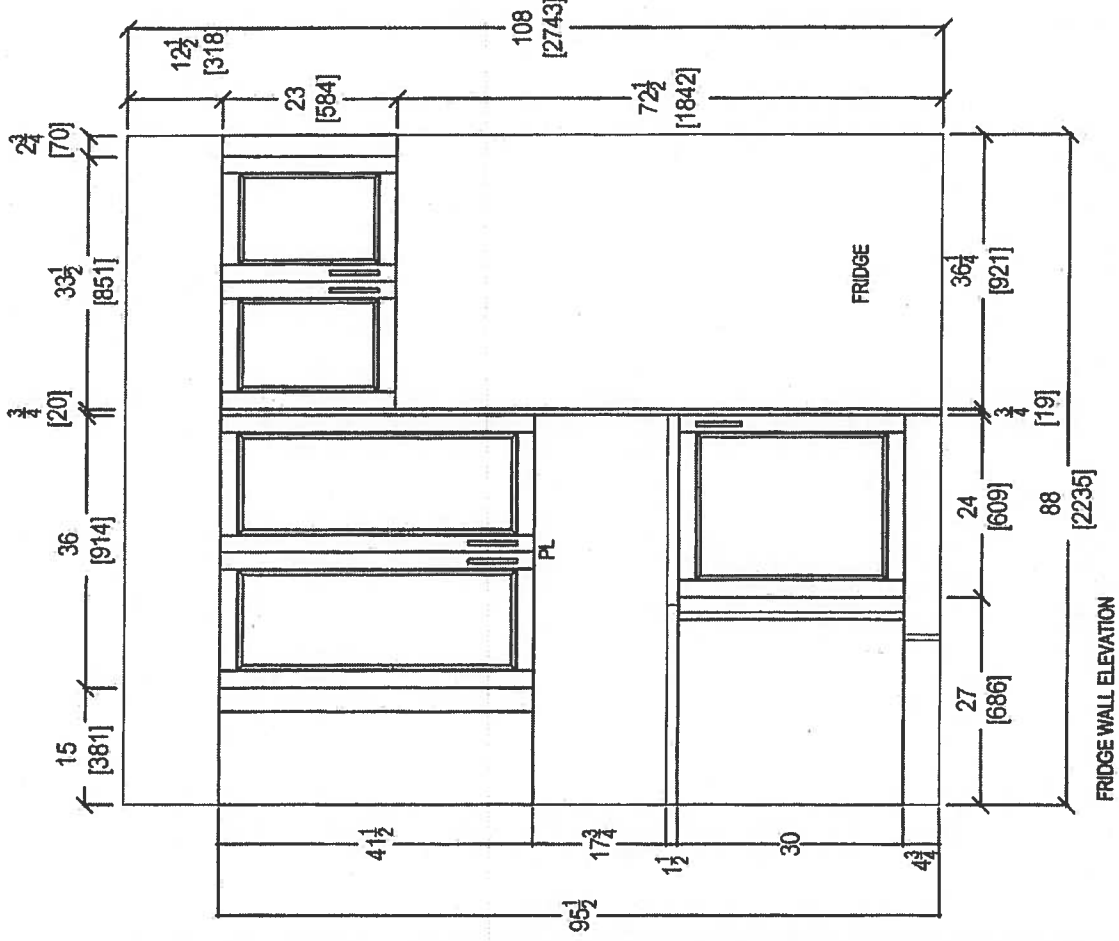



CLIENT: ROYAL PINE HOMES		JOB NAME: UNIT 324 HMP	ROOM: KITCHEN FLOOR PLAN	DRAWN BY: SK	COMMENTS: PLEASE NOTE ALL DIMENSIONS ARE NOT FINAL AND ARE SUBJECT TO CHANGE UPON FINAL SITE MEASURE	
SITE: HAMPTON PLACE	DOOR STYLE: —	DOOR HANDLE: —	SCALE: 1/2" = 1' - 0"			
PHONE: —	FINISH: —	DRW HANDLE: —	DATE: JAN 11, 2018			
EMAIL: —	SPECIES: —	TOP: —	PAGE: —			



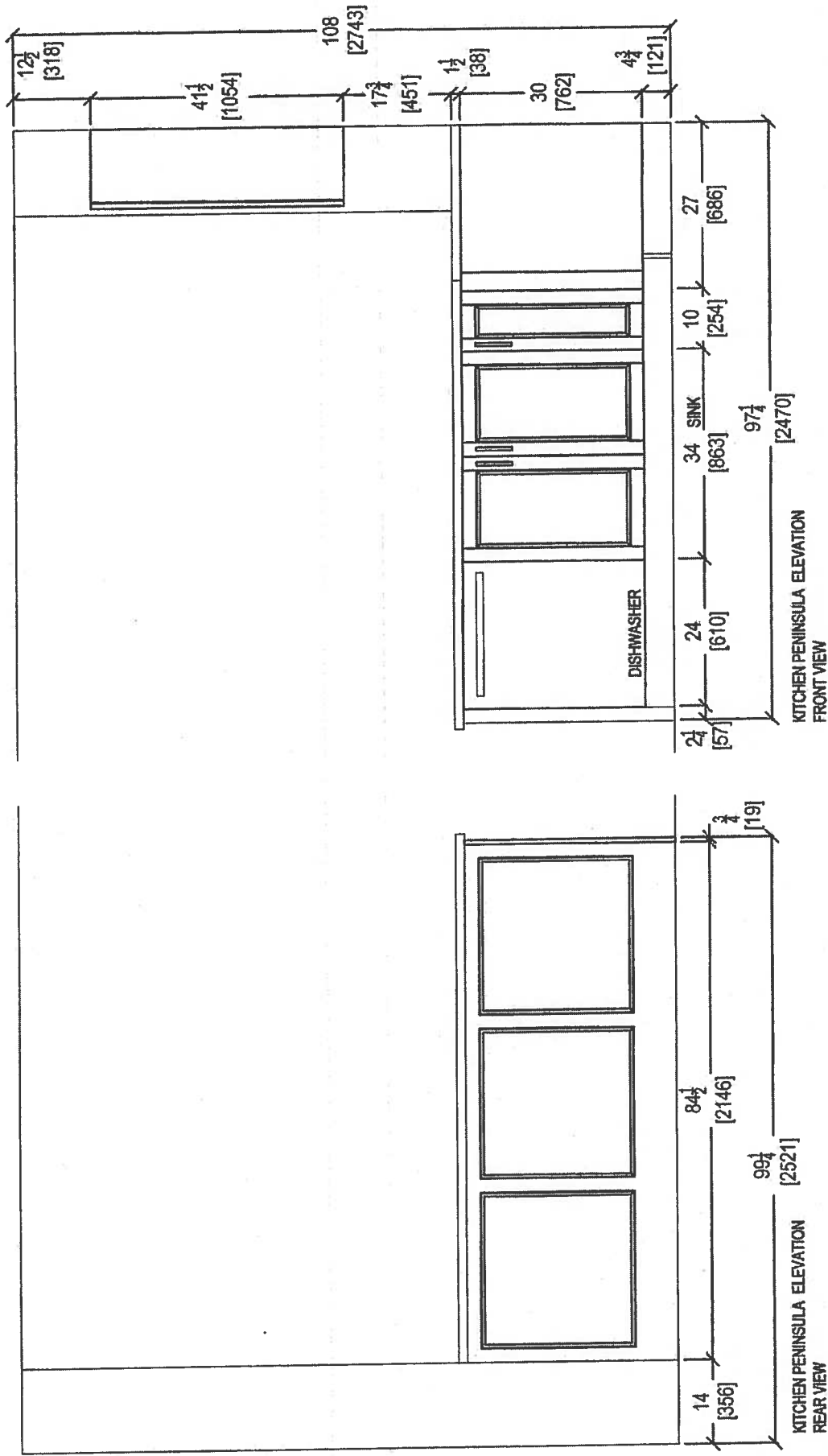
80 SANTE DRIVE, VAUGHAN, ON L4K 3C4,
T: 416.746.1811 F: 905.761.5901


Swite 324 Hampton PL-Puck Light (x4)



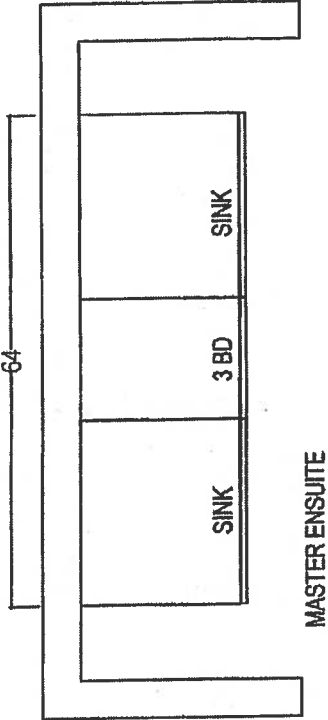
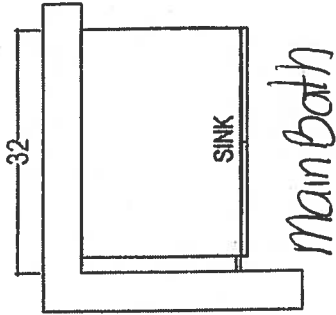
 your kitchen, our taste. 80 SANTE DRIVE, VAUGHAN, ON L4K 3C4, T: 416.748.1811 F: 905.781.5801	CLIENT: ROYAL PINE HOMES	JOB NAME: UNIT 324 HMP	ROOM: KITCHEN	DRAWN BY: SK	COMMENTS:
	SITE: HAMPTON PLACE	DOOR STYLE: —	DOOR HANDLE: —	SCALE: 1/2" = 1' - 0"	PLEASE NOTE ALL DIMENSIONS ARE NOT FINAL AND ARE SUBJECT TO CHANGE UPON FINAL SITE MEASURE
	PHONE: —	FINISH: —	DRW HANDLE: —	DATE: JAN 11, 2018	
	EMAIL: —	SPECIES: —	TOP: —	PAGE: —	

Suite 324 Hampton

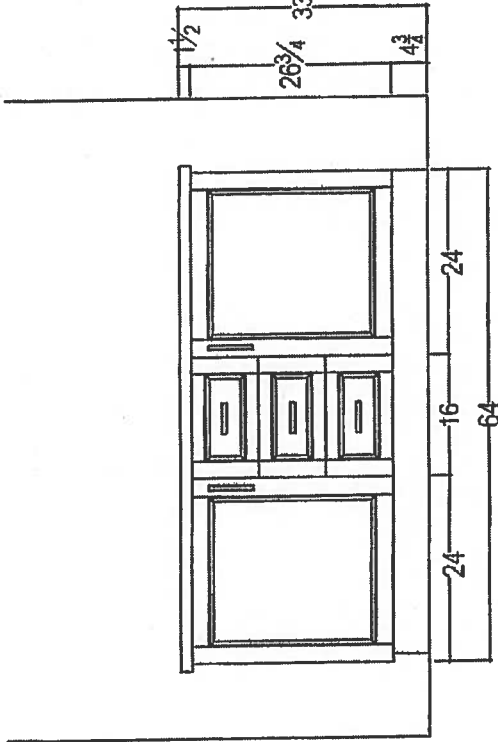
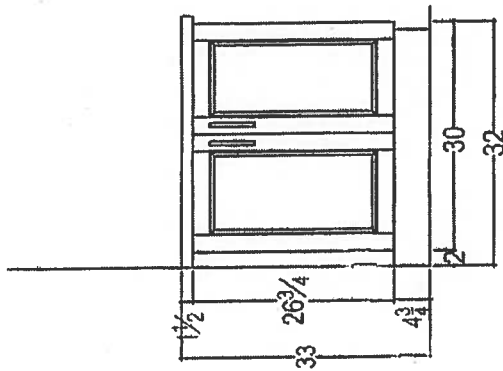


 <p>your kitchen, your taste. 80 SANTE DRIVE, VAUGHAN, ON L4K 3C4, T: 416.746.1811 F: 905.761.5901</p>	CLIENT: ROYAL PINE HOMES		JOB NAME: UNIT 324 HMP	ROOM: KITCHEN	DRAWN BY: SK	COMMENTS: PLEASE NOTE ALL DIMENSIONS ARE NOT FINAL AND ARE SUBJECT TO CHANGE UPON FINAL SITE MEASURE
	SITE: HAMPTON PLACE		DOOR STYLE: —	DOOR HANDLE: —	SCALE: 1/2" = 1' - 0"	
	PHONE: —		FINISH: —	DRW HANDLE: —	DATE: JAN 11, 2018	
	EMAIL: —		SPECIES: —	TOP: —	PAGE: —	

Suite 324 Hampton



* Delete 3" SPASHT



80 SANTE DRIVE, VAUGHAN, ON L4K 3C4
T: 416.748.1811 F: 905.781.5901

CLIENT: ROYAL PINE HOMES	JOB NAME: 2E	ROOM: KITCHEN FLOOR PLAN	DRAWN BY: SK	COMMENTS:	
				PLEASE NOTE ALL DIMENSIONS ARE NOT FINAL AND ARE SUBJECT TO CHANGE UPON FINAL SITE MEASURE	
				SCALE: 1/2" = 1' - 0"	
				DATE: AUG 4, 2017	PAGE: —

Suite 324
Hampton

Upgrade
Package I



WRB322DMBM

Whirlpool®

<http://www.whirlpool.com>

33-inches wide Bottom-Freezer Refrigerator with
SpillGuard™ Glass Shelves - 22 cu. ft

Key Features:

- SpillGuard™ Glass Shelves
- Adaptive Defrost / *Factory Installed Ice maker*
- FreshFlow™ Produce Preserver
- LED Interior Lighting
- ENERGY STAR® Qualified

Product Dimensions:

Height: 70

Width: 32 5/8

Depth: 33 3/8

Electrical Requirements:

15


Additional Information:

[Use And Care Guide](#)

[Dimension Guide](#)

[Energy Guide](#)

[Warranty Certificate](#)



INVESTED
IN
AMERICA



©Registered trademark/TM Trademark of Whirlpool, U.S.A. © 2016 Whirlpool Corporation. All Rights Reserved.
All other trademarks are owned by their respective companies.

Because Whirlpool Corporation policy includes a continuous commitment to improve our products, we reserve the right to change materials and specifications without notice. We also reserve the right to discontinue or transition products without notice.

Manufacturer's Suggested Retail Price (MSRP) and Minimum Advertised Price (MAP) provided for reference purposes only. Dealer alone determines advertised and retail prices.

Created On: Tuesday, March 14, 2017 11:30:08

Suite 324
Hampton

Upgrade
Package I




WEE745H0FS

Whirlpool®

6.4 Cu. Ft. Slide-In Electric Range with True
Convection

<http://www.whirlpool.com>



Key Features:

- Frozen Bake™ Technology
- True Convection Cooking
- FlexHeat™ Triple Radiant Element
- Convection Conversion
- AquaLift® Self-Cleaning Technology
- Temperature Sensor
- Rapid Preheat
- 6.4 Cu. Ft. Capacity
- Easy-Wipe Ceramic Glass Cooktop
- Large Oven Window
- Max Capacity Rack
- Hidden Bake Element

Product Dimensions:

Height: 36

Width: 29 7/8

Additional Information:

[Use And Care Guide](#)

[Dimension Guide](#)

[Installation Guide](#)

[Warranty Certificate](#)

INVESTED
IN
AMERICA



©Registered trademark/TM Trademark of Whirlpool, U.S.A. © 2016 Whirlpool Corporation. All Rights Reserved
All other trademarks are owned by their respective companies.

Because Whirlpool Corporation policy includes a continuous commitment to improve our products, we reserve the right to change materials and specifications without notice. We also reserve the right to discontinue or transition products without notice.

Manufacturer's Suggested Retail Price (MSRP) and Minimum Advertised Price (MAP) provided for reference purposes only. Dealer alone determines advertised and retail prices.

Created On: Friday, January 27, 2017 10:46:47

Suite 324
Hampton

Upgrade
Package 1



YWMH76719CS



<http://www.whirlpool.com>

1.9 cu. ft. Microwave Hood Combination with
TimeSaver™ Plus True Convection

Key Features:

- TimeSaver™ Plus True Convection Cooking System
- Steam Cooking
- Sensor Cooking
- AccuPop™ Cycle
- CleanRelease® Non-Stick Interior
- SteamClean Option
- Integrated Hidden Vent and Console
- Auto Adapt Fan
- Recessed, Stoppable Glass Turntable
- Universal Microwave Steamer
- 1.9 cu. ft. Capacity
- 1,100 Watts Cooking Power

Product Dimensions:

Height: 17 1/8

Width: 29 15/16

Depth: 18 1/2

Electrical Requirements:

15 or 20. 120 V.

Additional Information:


Use And Care Guide

Installation Guide

Warranty Certificate

Available in:

 Stainless Steel



©Registered trademark/TM Trademark of Whirlpool, U.S.A. © 2013 Whirlpool Corporation. All Rights Reserved.
All other trademarks are owned by their respective companies.
Because Whirlpool Corporation policy includes a continuous commitment to improve our products, we reserve the right to change materials and specifications without notice. We also reserve the right to discontinue or transition products without notice.
Manufacturer's Suggested Retail Price (MSRP) and Minimum Advertised Price (MAP) provided for reference purposes only. Dealer alone determines advertised and retail prices.
Created On: Monday, March 14, 2016 13:16:48

Suite 324
Hampton

Upgrade
Package 1



WDTA50SAHZ

Whirlpool®

<http://www.whirlpool.com>

Contemporary Design. Stainless Steel Tub
Dishwasher with TotalCoverage Spray Arm

Key Features:


- Sensor Cycle
- TotalCoverage Spray Arm
- 1-Hour Wash Cycle
- Tap Touch Controls

Product Dimensions:

Height: 34 1/2
Width: 23 7/8
Depth: 24 1/2

Additional Information:

[Use And Care](#)
[Dimension Guide](#)
[Installation Guide](#)
[Energy Guide](#)
[Warranty](#)



Available in:

● Black

Fingerprint Resistant Sunset Bronze

Fingerprint Resistant Black Stainless

○ White

○ Fingerprint Resistant Stainless Steel

INVESTED
IN
AMERICA




©Registered trademark/TM Trademark of Whirlpool, U.S.A. © 2016 Whirlpool Corporation. All Rights Reserved. All other trademarks are owned by their respective companies.

Because Whirlpool Corporation policy includes a continuous commitment to improve our products, we reserve the right to change materials and specifications without notice. We also reserve the right to discontinue or transition products without notice.

Manufacturer's Suggested Retail Price (MSRP) and Minimum Advertised Price (MAP) provided for reference purposes only. Dealer alone determines advertised and retail prices.

Suite 324
Hampton

Upgrade
Package I



WFW75HEFW



<http://www.whirlpool.com>

4.5 cu. ft. Front Load Washer with Precision
Dispense

Key Features:

- Precision Dispense
- Adaptive Wash Technology
- Smooth Wave Stainless Steel Wash Basket
- 4.5 cu. ft. Capacity
- ENERGY STAR® Qualified

Product Dimensions:

Height: 39 3/4

Width: 27

Depth: 33 5/16

Electrical Requirements:

15 or 20. 120 V.

Additional Information:


[Use And Care Guide](#)

[Dimension Guide](#)

[Installation Guide](#)

[Energy Guide](#)

[Warranty Certificate](#)



INVESTED
IN
AMERICA



©Registered trademark/TM Trademark of Whirlpool, U.S.A. ©2013 Whirlpool Corporation. All Rights Reserved.
All other trademarks are owned by their respective companies.
Because Whirlpool Corporation policy includes a continuous commitment to improve our products, we reserve
the right to change materials and specifications without notice. We also reserve the right to discontinue or
transition products without notice.
Manufacturer's Suggested Retail Price (MSRP) and Minimum Advertised Price (MAP) provided for reference
purposes only. Dealer alone determines advertised and retail prices.
Created On: Wednesday, March 23, 2016 11:51:03

Suite 324
Hampton

Upgrade
Package 1




YWED75HEFW

Whirlpool®

<http://www.whirlpool.com>

8.5 cu. ft. Duet® High Efficiency Front Load Electric
Dryer with ENERGY STAR®

MSRP: \$0.00



Key Features:

- Advanced Moisture Sensing System
- Quad Baffles
- Tap Touch Controls with Memory
- EcoBoost™ Option
- Wrinkle Shield™ Plus Option
- Undercounter Installation
- 7.4 Cu. Ft. Capacity
- ENERGY STAR® Qualified

Product Dimensions:

Height: 39

Width: 27

Depth: 31

Additional Information:

[Use And Care](#)

[Installation Guide](#)

[Warranty](#)

Available in:

☐ White

INVESTED
IN
AMERICA

ADA
Compliant

®Registered trademark/TM Trademark of Whirlpool, U.S.A. © 2016 Whirlpool Corporation. All Rights Reserved. All other trademarks are owned by their respective companies.

Because Whirlpool Corporation policy includes a continuous commitment to improve our products, we reserve the right to change materials and specifications without notice. We also reserve the right to discontinue or transition products without notice.

Manufacturer's Suggested Retail Price (MSRP) and Minimum Advertised Price (MAP) provided for reference purposes only. Dealer alone determines advertised and retail prices.

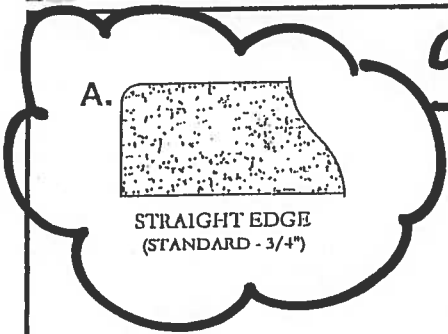
Countertop Edges
Suite 324
Hampton

Dec. 8, 2017

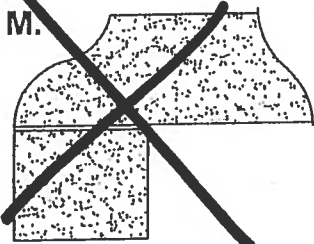
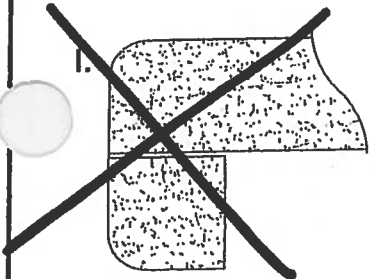
CONNOLLY Marble & Granite Ltd.

EDGE
DETAILS

004



Standard:
Kitchen
Main Bath
Master Ensuite



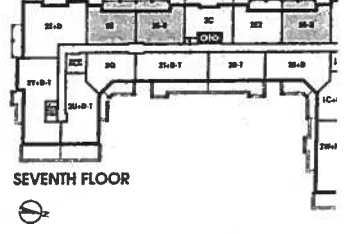
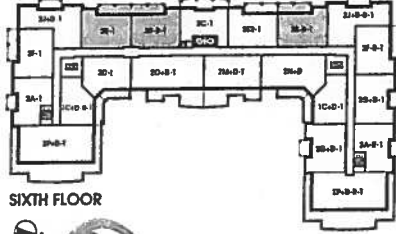
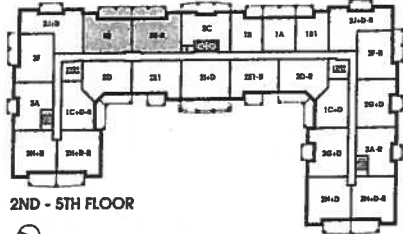
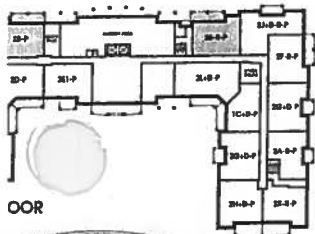
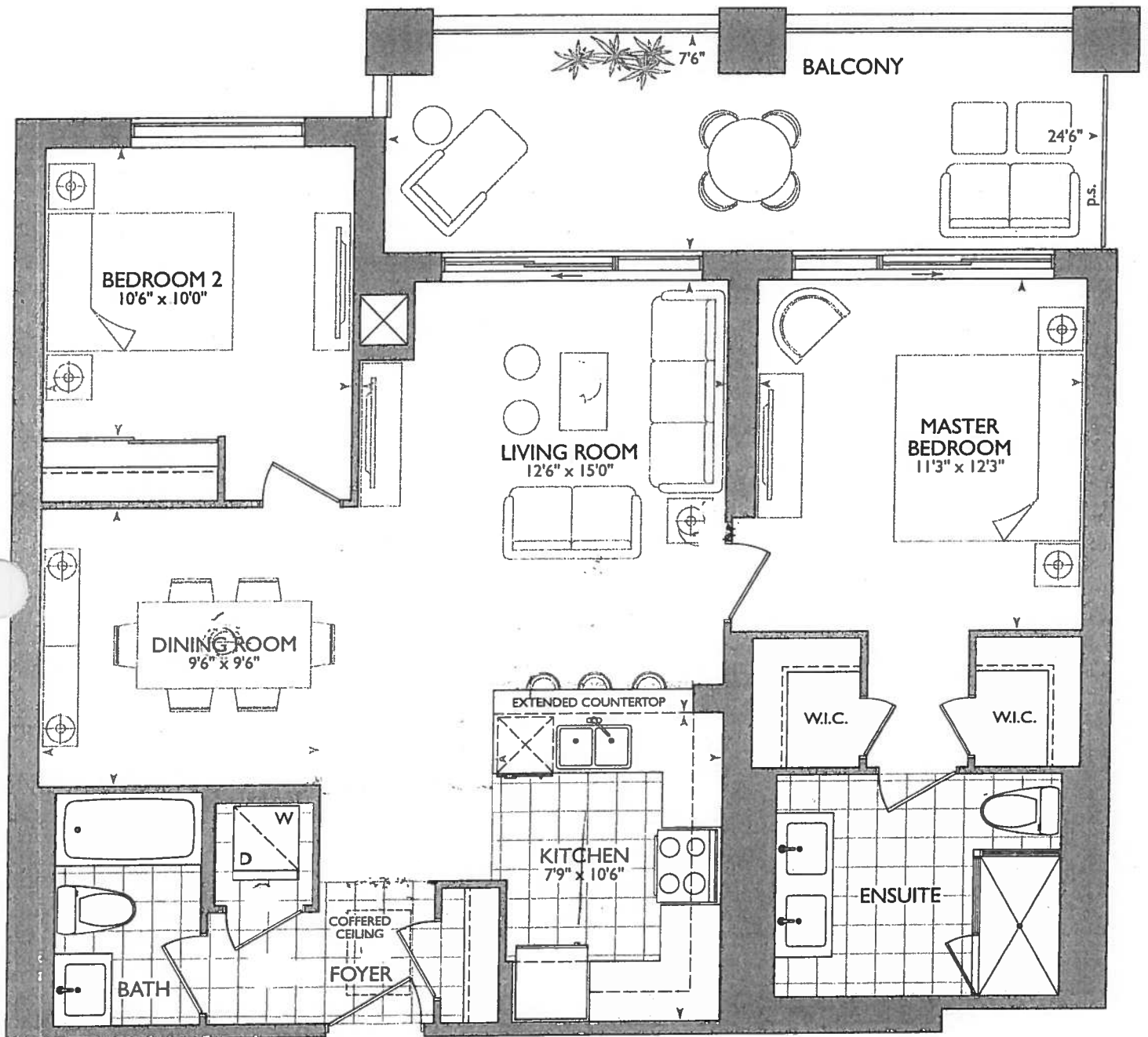
EDGING UP-GRADE OPTIONS



Flanders * ORIGINAL SUITE *

1,059 SQ FT *plus 180 sq. ft. of balcony area*

SUITE 002



16

December 22, 2017

KITCHEN

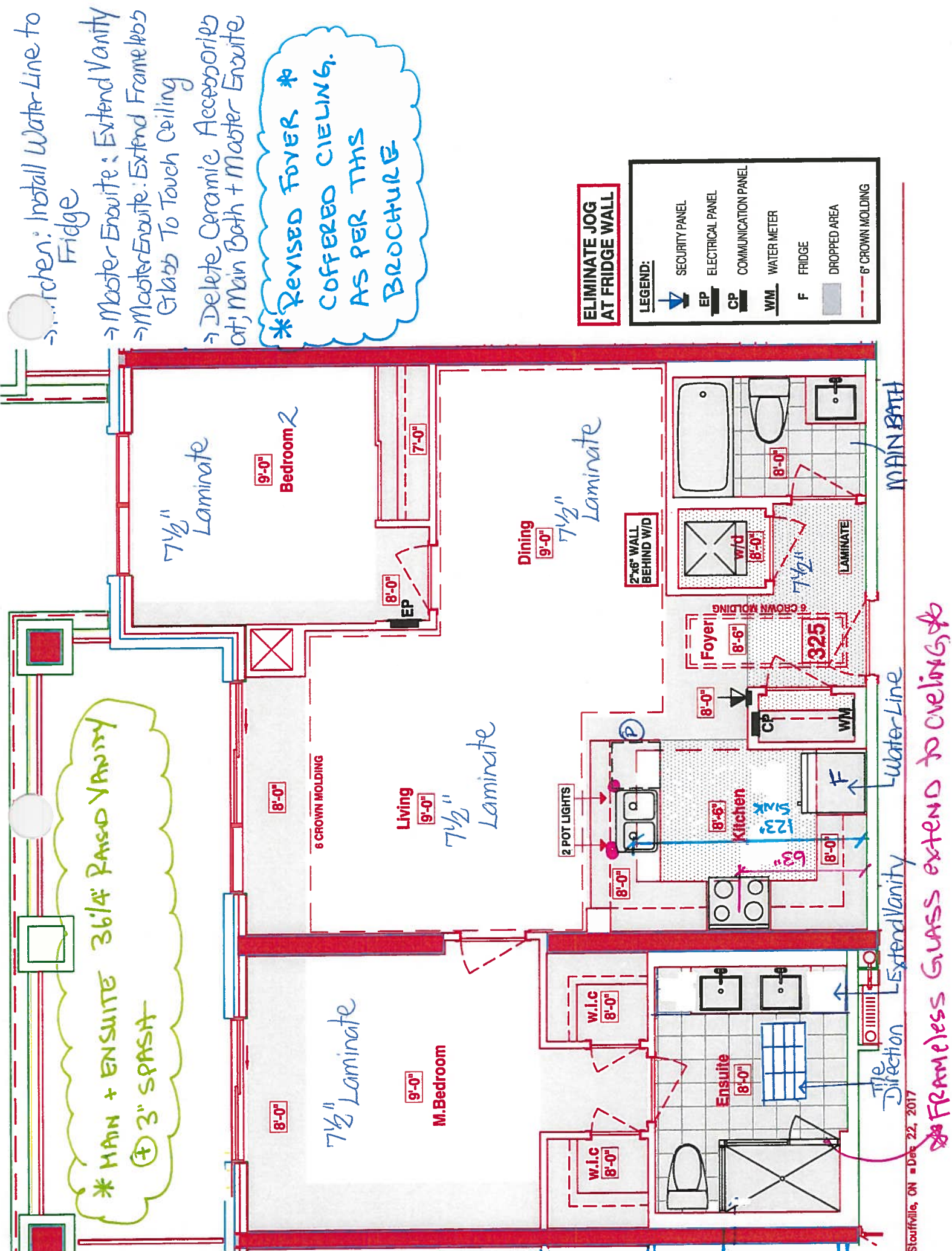
- UPG #1 - APPLIANCE PACKAGE
- (P) - PLUG PENINSULA
- (6x) - PUCK LIGHTS
- (2x) - POTS OVER ISLAND
- 63" - STOVE PIPE CENTER
- 123" - SINK PIPE CENTER

REVISED
MEASUREMENTS
MASTER BEDRM
+ W.I.C +
ENSUITE
WASHROOM

4" x 40" WET WALL
FOR SHOWER FAUCET = 4"

SUITE 325 - FLANDERS

Royal Pine Homes 25 Baker Hill Blvd - Stouffville, ON Dec 22, 2017





Book
SITE COPY

CONSTRUCTION SUMMARY
Hampton Place

PURCHASER: STELLA W C CHU

TEL: RES.: 416-219-3369

LOT NUMBER	PHASE	HOUSE TYPE	CLOSING DATE
325	1	FLANDERS(2E)	05-Oct-18

Offer Workshee	NO EXTRAS BEING PURCHASED WITH THIS AGREEMENT OF PURCHASE & SALE Note:
-------------------	---

Upgrade	INSTALL 2 POTLIGHTS ABOVE THE ISLAND 2 FEET FROM EDGE OF COUNTERTOP BY FOYER AND 2 FEET FROM EDGE OF EXTENDED WALL, CENTERED ABOVE SINK, IF POSSIBLE, AS PER SKETCH. Note:
---------	---

Offer Upgrade	INSTALL STANDARD LAMINATE IN LIEU OF TILE IN KITCHEN AND FOYER. (ADMINISTRATION FEE ONLY) Note:
------------------	--

FLANDERS: 325
-REVISED FOYER COFFERED CEILING AS PER COLOURED PLAN,
TILES TO REMAIN AS PER ORIGINAL SUITE LAYOUT
-ENSUITE 4" ADDED 4"x40" WET WALL FOR SHOWER FAUCET, NEW
DIMENTIONS ARE ON THE NEW COLOURED BROCHURE FOR W.I.C.
& MASTER BEDROOM



SITE COPY

CONSTRUCTION SUMMARY

Hampton Place

PURCHASER: STELLA W C CHU

TEL: RES.: 416-219-3369

LOT NUMBER	PHASE	HOUSE TYPE	CLOSING DATE	
325	1	FLANDERS(2E)	05-Oct-18	

Date Added: 22-Dec-17

Invoice Number: 7069

<p>1 - KITCHEN & BATHROOMS - SEE QUALITY TOPS & KITCHENS FOR ALL KITCHEN & BATHROOMS UPGRADES / LAYOUTS. (See Attached QTK Paperwork)</p>
<p>1 - KITCHEN - CABINETRY - Install UPGRADE PACKAGE #3 CABINETRY - Category 4G Fiberboard Cloud White with Sky Linen Glaze QT 4801 - To be installed throughout kitchen, where applicable. (See Sketch)</p> <p>Note:</p>
<p>2 - KITCHEN - Install TWO (2) ADDITIONAL PUCK LIGHTS (Same Switch as Standard Puck Lights) at kitchen. To be installed below kitchen cabinetry, where applicable. (See Attached QTK Layout for Locations)</p> <p>Note: Purchaser Paying Difference for Additional Puck Lights - Standard Kitchen to Receive Four (4) Puck Lights - Upgrade Kitchen Requires Six (6) Puck Lights</p>
<p>1 - KITCHEN - COUNTERTOP EDGING - Install UPGRADE " I " EDGING - To be installed throughout kitchen countertop, where applicable. (See Sketch)</p> <p>Note:</p>
<p>1 - DISCLAIMER - STONE COUNTERTOP;</p> <p>KITCHEN - Stone slabs vary in size & all seams are visible & the fabricator reserves the right to position the seams as necessary.</p> <p>Note:</p>
<p>1 - KITCHEN - Kitchen Backsplash - Install 1ST UPGRADE KITCHEN BACKSPLASH -3x12 MIST GLASS SUBWAY in UPGRADE BRICK PATTERN - To be installed throughout kitchen, where applicable. (does not include behind the fridge or stove) (See Sketch)</p> <p>Note:</p>
<p>1 - KITCHEN - Kitchen Sink - Install Upgrade Undermount Sink - BLANCO Quatrus Super Single Undermount Sink - Model # 401248 (See Attached QTK Paperwork)</p>
<p>1 - KITCHEN - Kitchen Faucet - Install Upgrade Faucet - DELTA MATEO Pull-Out Kitchen Faucet (Single Hole) - Model # 9183-DST - ARCTIC STAINLESS (See Attached)</p> <p>Note:</p>
<p>1 - APPLIANCE PACKAGE - Install Upgrade Appliance Package - UPGRADE PACKAGE #1 - To be installed throughout suite, where applicable. (See Sketch)</p> <p>Note:</p>
<p>1 - KITCHEN - Install WATER LINE ROUGH-IN ONLY To Fridge at Kitchen (See Sketch)</p> <p>Note:</p>
<p>1 - LAUNDRY ROOM - 1ST UPGRADE - CERAMIC TILE - 13x13 RUSTIC GREY - To be installed throughout laundry room floor (See Sketch)</p> <p>Note:</p>
<p>30 - MAIN BATH - 1ST UPGRADE - PORCELAIN TILES - 20x20 CALACATA GRIS - To be installed throughout main bath floor. (To be Installed Straight) (See Sketch)</p> <p>Note: Includes Larger Size</p>
<p>70 - MASTER ENSUITE - 1ST UPGRADE - PORCELAIN TILES - 12x24 H-STONE LIGHT GREY - To be installed throughout master ensuite floor. (To be Installed Straight) (See Sketch)</p> <p>Note: Includes Larger Size</p>
<p>70 - MASTER ENSUITE - 1ST UPGRADE - PORCELAIN TILES - 12x24 H-STONE LIGHT GREY - To be installed throughout master ensuite shower stall. (To be Installed Horizontally / Stacked) (See Sketch)</p> <p>Note: Includes Larger Size</p>
<p>1 - MAIN BATH & MASTER ENSUITE - Install RAISED VANITY HEIGHTS at Main Bath and Master Ensuite vanities, where applicable. (See Attached QTK Paperwork)</p> <p>Note:</p>



SITE COPY

CONSTRUCTION SUMMARY

Hampton Place

PURCHASER: STELLA W C CHU

TEL: RES.: 416-219-3369

LOT NUMBER	PHASE	HOUSE TYPE	CLOSING DATE
325	1	FLANDERS(2E)	05-Oct-18

Date Added: 22-Dec-17

Invoice Number: 7069

- 1 - MASTER ENSUITE - Install ADDITIONAL STANDARD Stone Countertop at Master Ensuite vanity. - To accommodate increased lenght of ensuite vanity. (Includes 3" Splash) (See Sketch)
- 1 - CLARIFICATION;
MAIN BATH & MASTER ENSUITE - Install Standard 3" Splash throughout Main Bath and Master Ensuite vanity countertops, where applicable. (See Sketch)
Note:
- 1 - DISCLAIMER - STONE COUNTERTOP;
MAIN BATH & MASTER ENSUITE - Stone slabs vary in size & all seams are visible & the fabricator reserves the right to position the seams as necessary.
Note:
- 1 - MASTER ENSUITE - Install Standard Frameless Glass Enclosure Up to TOUCH the Ceiling at Master Ensuite shower stall. (See Sketch)
Note:
- 1 - CLARIFICATION;
MAIN BATH & MASTER ENSUITE - Install Standard Plumbing Fixtures throughout Main Bath and Master Ensuite, where applicable. (See Sketch)
Note:
- 1 - CLARIFICATION;
MAIN BATH & MASTER ENSUITE - DELETE Do Not Install / Supply / Credit Purchaser for builders standard ceramic bathroom accessories (toilet paper, towel bar & soap dish) throughout all bathrooms where applicable.
Note: To Include; Main Bath & Master Ensuite (See Sketch)
- 1 - PURCHASER HAS ATTENDED A COLOR APPOINTMENT AT THE DECOR CENTRE AND HAS DECLINED ANY ADDITIONAL UPGRADES. Purchaser accepts and acknowledges that there will be no further changes/additions/deletions to be made upon signing on December 22,2017
Note:
- 1 - PURCHASER AWARE AND ACCEPTS THAT ANY CHANGES MADE TO UPGRADES AFTER SIGNING THIS PURCHASERS EXTRA FORM ARE SUBJECT TO A MINIMUM ADMINISTRATION FEE OF \$1,000 PLUS A 10% HOLDBACK FEE.
Note:

This Document is Extremely Time Sensitive - Printed 21 Feb 18 at 12:47



* INTERIOR SCHEME *

Purchaser STELLA W C CHU		Decor Consultant Melissa Di Marino	Model Type FLANDERS(2E)	Telephone Res. / Bus (416) 219-3369 /	Project Hampton Place	Closing Date 05/10/2018	Unit 325
-----------------------------	--	---------------------------------------	----------------------------	--	--------------------------	----------------------------	-------------

Page 2 of 3

CABINETS, VANITIES AND COUNTERTOPS

	Style	Countertop	Counter Edge	Handle / Knob	APPLIANCE PACKAGE Upgrade Package #1 Std 31in Opening
MAIN BATHROOM	CATEGORY 2 - LP LAMINATE - SKYE QT 1022 (STD)	ASPEN CYRUS GREY (STD)	1" A" EDGE (STD)	3487-128	
MASTER ENSUITE	CATEGORY 2 - MAPLE - PISTACHIO QT 2503 (STD)	ASPEN TERRA WHITE (STD)	1" A" EDGE (STD)	16338-195	
POWDER ROOM	N/A	N/A	N/A	N/A	
KITCHEN / DINETTE	CATEGORY 4G - CLOUD WHITE with SKY LINEN GLAZE QT 4801	ASPEN TRIBECA (STD)	1" I" EDGE (UPG)	16338-195	
LAUNDRY ROOM	N/A	N/A	N/A	N/A	



PLUMBING FIXTURES


KITCHEN	Sink Model	UPG - Blanco Super Single #401248
	Sink Faucet	UPG - Delta Mateo #9183-ArcticStainless
TOILETS	Master Ensuite	STANDARD
	Main Bathroom	STANDARD
	Powder Room	N/A
VANITY FAUCETS	Master Ensuite	STANDARD
	Main Bathroom	STANDARD
	Powder Room	N/A
VANITY SINKS	Master Ensuite	STANDARD
	Main Bathroom	STANDARD
	Powder Room	N/A
SHOWER STALL / TUBS	Master Ensuite Shower Stall	STANDARD
	Master Ensuite Tub	N/A
	Main Bathroom Tub	STANDARD

Trim		Levers	Door Height
Baseboard & Casing		STANDARD	STANDARD
Interior Doors		STANDARD - CARRARA SMOOTH	STANDARD
Cornice Moulding / Medalion			
Foyer	STANDARD - #CTR-611	Fireplace	N/A
Living Room	STANDARD - #CTR-611	Location Flooring	N/A
Dining Room	STANDARD - #CTR-611	Style	N/A
Den	N/A	Finish	N/A
Master Bedroom	NONE	Marble	N/A
Bedroom 2	NONE	Hearth	N/A
Bedroom 3	N/A		
Paint Throughout		Trim	
Walls		STANDARD - BIRCH WHITE	
		STANDARD - WHITE	

MISC. INSTALLATIONS	
Ceramic Accessories (installed by Vendor)	<input checked="" type="radio"/> Yes <input type="radio"/> No
Bathroom Mirrors (installed by Vendor)	<input checked="" type="radio"/> Yes <input type="radio"/> No
Wire Shelving - Closet (installed by Vendor)	<input checked="" type="radio"/> Yes <input type="radio"/> No

Page 2 of 3

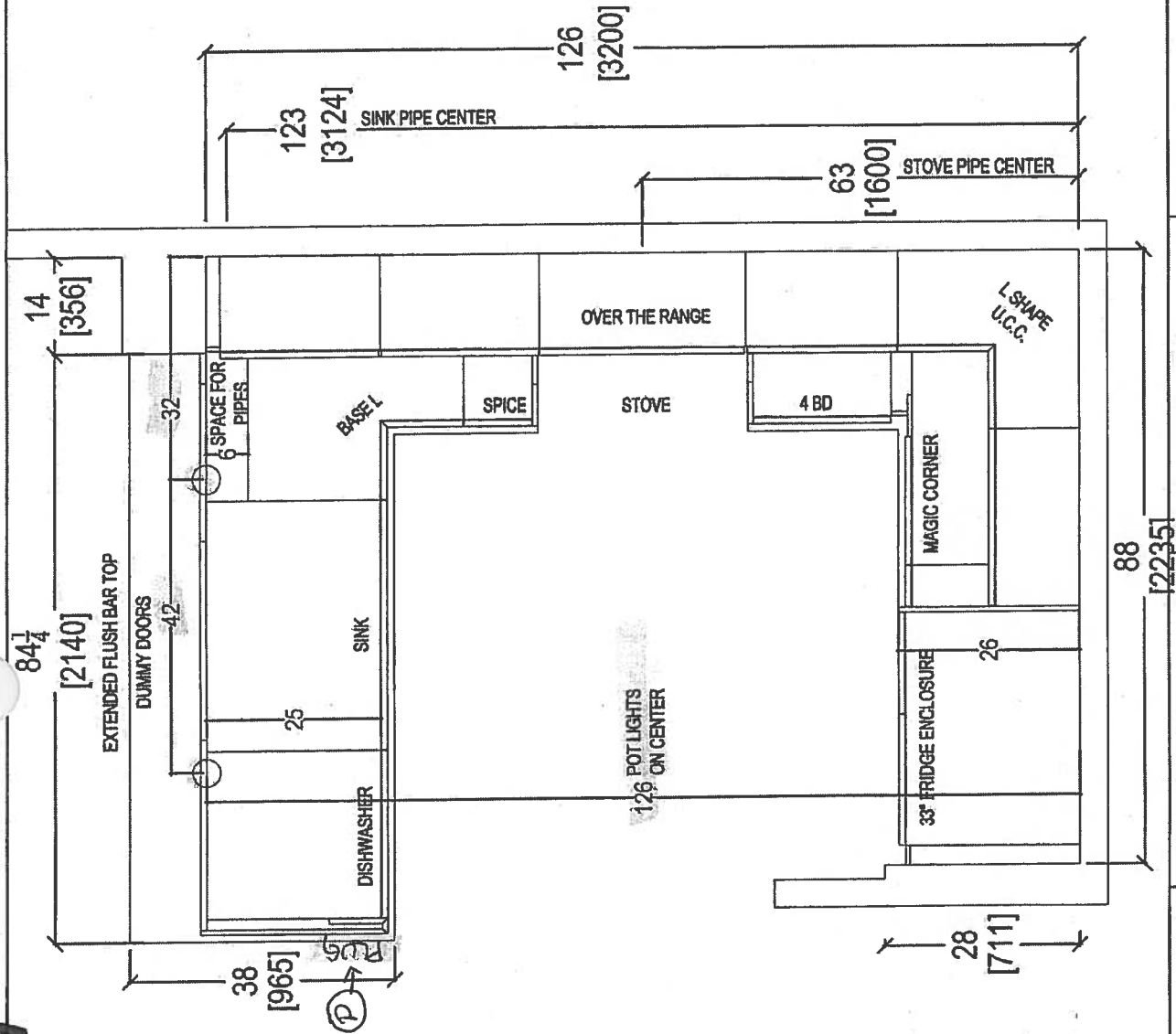
Decor Consultant:  Purchaser:  STELLA W C CHU


Vendor: 
Hampton Place
Printed Dec 22, 2017 12:10 pm

Suite 325 Hampton

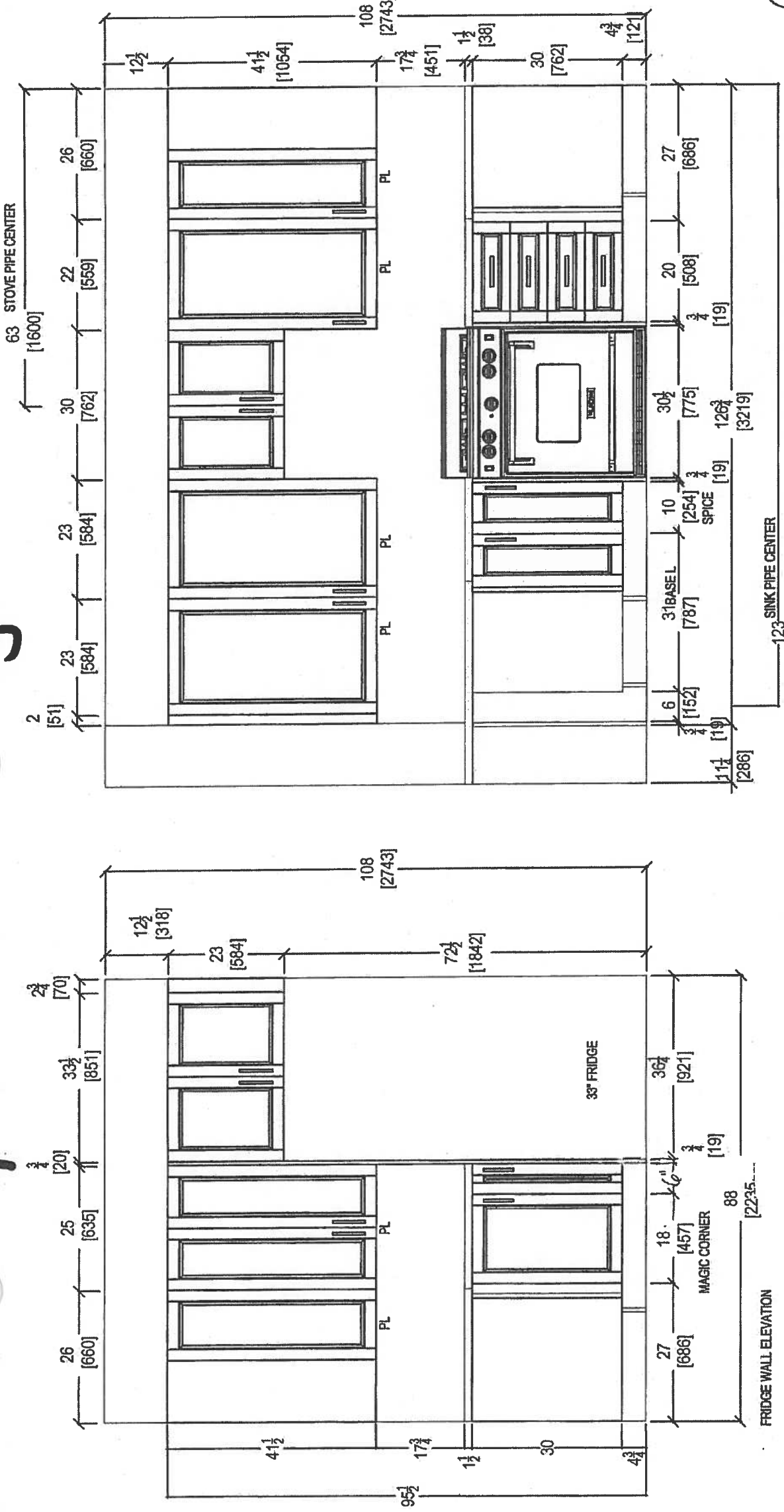
- (P) = Plug Peninsula
- (6x) = Puck Lights
- (2x) = Pots over Island
- UPG & 1- Appliance Package

* MAIN + ENSUITE 36 1/4" RAISED VANITY W/ 3" SPLASH

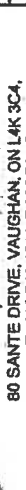


 your kitchen, your taste. 80 SANTE DRIVE, VAUGHAN, ON L4K 3C4, T. 416.746.1811 F. 905.781.5901	CLIENT: ROYAL PINE HOMES	JOB NAME: UNIT 325 HMP	ROOM: KITCHEN	DRAWN BY: SK	COMMENTS:		
	SITE: HAMPTON PLACE	DOOR STYLE: —	DOOR HANDLE: —	SCALE: 1/2" = 1'-0"	PLEASE NOTE ALL DIMENSIONS ARE NOT FINAL AND ARE SUBJECT TO CHANGE UPON FINAL SITE MEASURE		
	PHONE: —	FINISH: —	DRW HANDLE: —	DATE: JAN 24, 2018			
	EMAIL: —	SPECIES: —	TOP: —	PAGE: —			

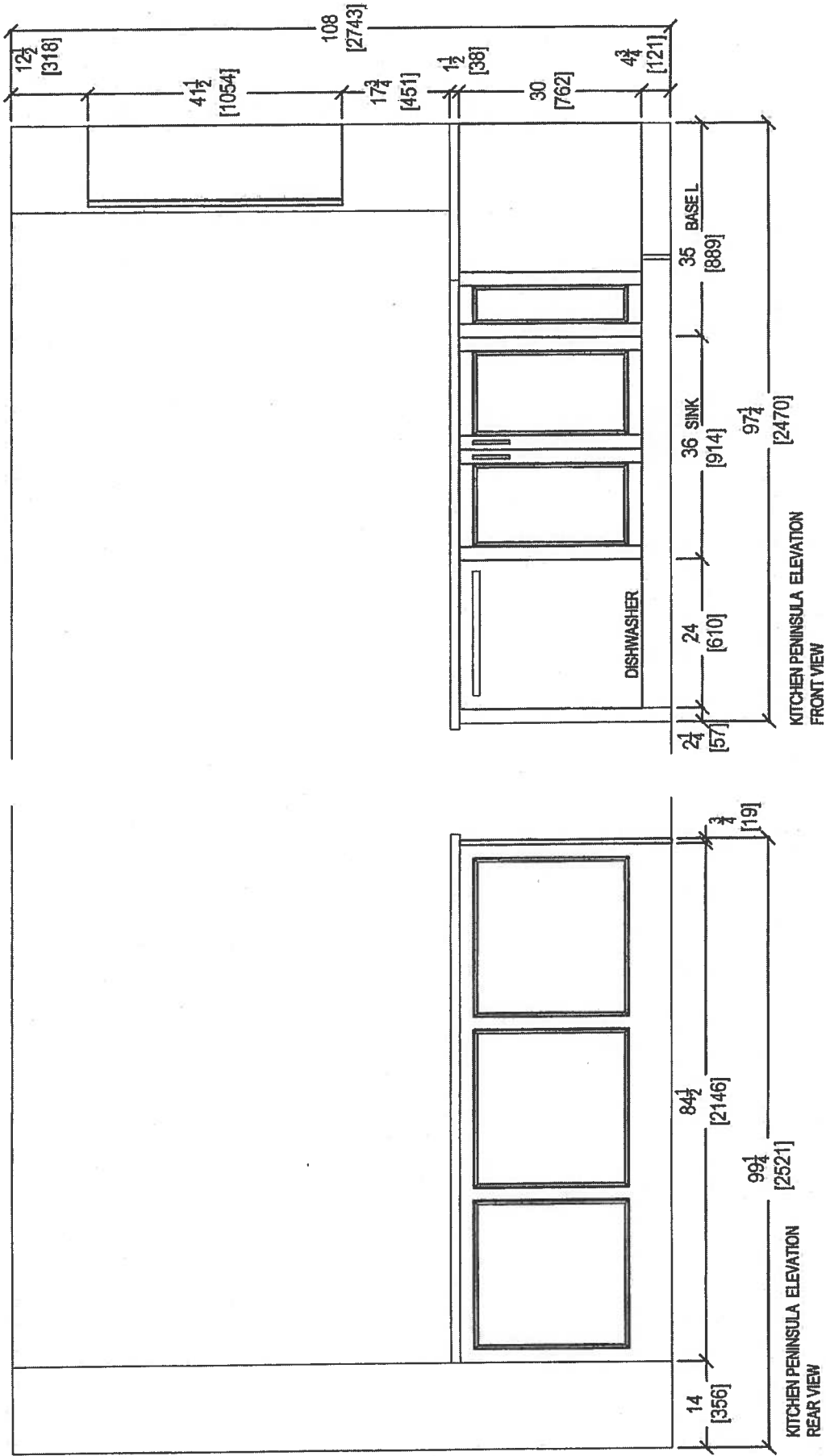
Suite 325 Hampton PL-Pink Light (x6)




STOVE WALL ELEVATION

 <i>your kitchen, your taste.</i> 80 SANTE DRIVE, VAUGHAN, ON L4K 3C4, T: 416.746.1811 F: 905.781.5901		CLIENT: ROYAL PINE HOMES	JOB NAME: UNIT 325 HMP	ROOM: KITCHEN	DRAWN BY: SK	COMMENTS: PLEASE NOTE ALL DIMENSIONS ARE NOT FINAL AND ARE SUBJECT TO CHANGE UPON FINAL SITE MEASURE
SITE: HAMPTON PLACE	DOOR STYLE: —	DOOR HANDLE: —	SCALE: 1/2" = 1'-0"			
PHONE: —	FINISH: —	DRW HANDLE: —	DATE: JAN 24, 2018			
EMAIL: —	SPECIES: —	TOP: —	PAGE: —			

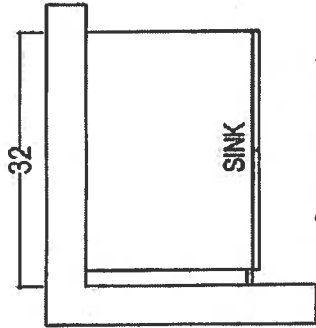




 <i>your kitchen, your taste.</i> 80 SANTE DRIVE, VAUGHAN, ON L4K 3C4, T: 416.746.1811 F: 905.781.5901	CLIENT: ROYAL PINE HOMES		JOB NAME: UNIT 325 HMP	ROOM: KITCHEN	DRAWN BY: SK	COMMENTS: PLEASE NOTE ALL DIMENSIONS ARE NOT FINAL AND ARE SUBJECT TO CHANGE UPON FINAL SITE MEASURE
	SITE: HAMPTON PLACE	DOOR STYLE: —	DOOR HANDLE: —	SCALE: 1/2" = 1' - 0"		
	PHONE: —	FINISH: —	DRW HANDLE: —	DATE: JAN 24, 2018		
	EMAIL: —	SPECIES: —	TOP: —	PAGE: —		

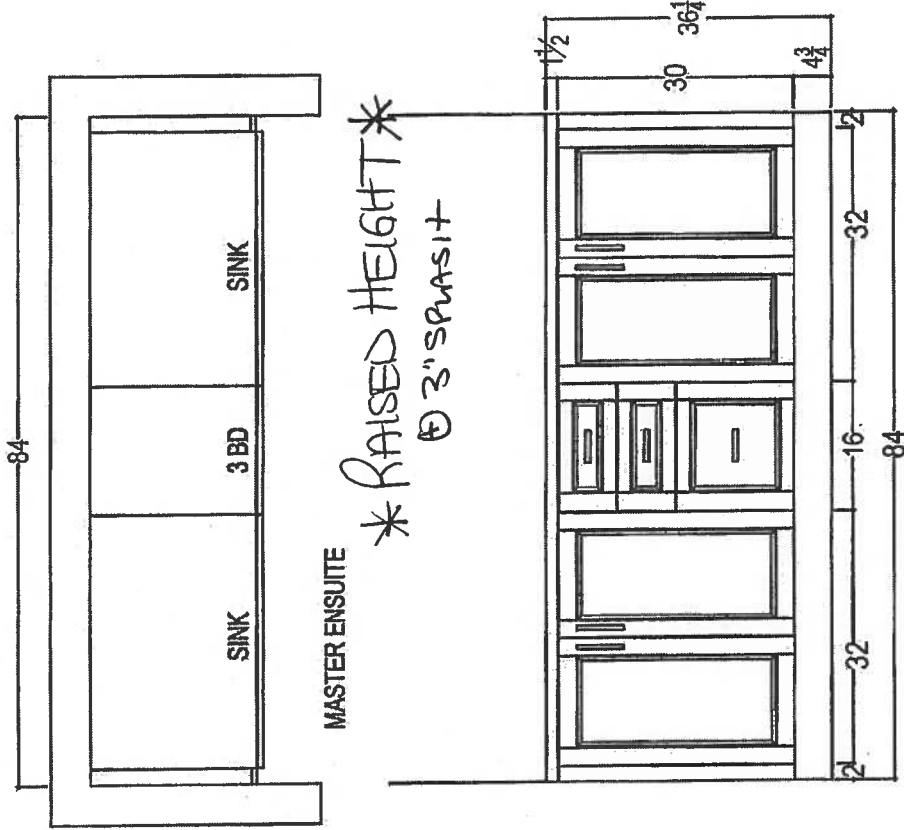
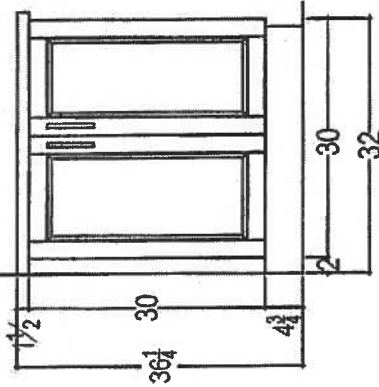
Suite 325 - Hampton

* Install 3" Splash *




MAIN BATH

* RAISED HEIGHT *
⊕ 3" SPLASH



MASTER ENSUITE

* RAISED HEIGHT *
⊕ 3" SPLASH

 your kitchen, your taste. 80 SANTE DRIVE, VAUGHAN, ON L4K 3C4. T: 416.746.1811 F: 905.761.5901	CLIENT: ROYAL PINE HOMES	JOB NAME: UNIT 325 HMP	ROOM:	VANITIES	DRAWN BY: SK	COMMENTS: PLEASE NOTE ALL DIMENSIONS ARE NOT FINAL AND ARE SUBJECT TO CHANGE UPON FINAL SITE MEASURE
	SITE: HAMPTON PLACE	DOOR STYLE: —	DOOR HANDLE: —	SCALE: 1/2" = 1'-0"		
	PHONE: —	FINISH: —	DRW HANDLE: —	DATE: JAN 24, 2018		
	EMAIL: —	SPECIES: —	TOP: —	PAGE: —		

Suite 325
Hampton

Upgrade
Package I


WRB322DMBM

25

Whirlpool®

36-inches wide Bottom-Freezer Refrigerator with
SpillGuard™ Glass Shelves - 22 cu. ft

<http://www.whirlpool.com>



Key Features:

- SpillGuard™ Glass Shelves
- Adaptive Defrost / *Factory Installed Ice Maker*
- FreshFlow™ Produce Preserver
- LED Interior Lighting
- ENERGY STAR® Qualified

Product Dimensions:

Height: 70

Width: 32 5/8

Depth: 33 3/8

Electrical Requirements:

15

Additional Information:

[Use And Care Guide](#)

[Dimension Guide](#)

[Energy Guide](#)

[Warranty Certificate](#)

INVESTED
IN
AMERICA



©Registered trademark/TM Trademark of Whirlpool, U.S.A. © 2018 Whirlpool Corporation. All Rights Reserved.
All other trademarks are owned by their respective companies.
Because Whirlpool Corporation policy includes a continuous commitment to improve our products, we reserve
the right to change materials and specifications without notice. We also reserve the right to discontinue or
transition products without notice.
Manufacturer's Suggested Retail Price (MSRP) and Minimum Advertised Price (MAP) provided for reference
purposes only. Dealer alone determines advertised and retail prices.
Created On: Tuesday, March 14, 2017 11:30:08

Suite 325
Hampton

Upgrade
Package I

WEE745H0FS



Whirlpool[®]

<http://www.whirlpool.com>

6.4 Cu. Ft. Slide-In Electric Range with True
Convection



Key Features:

- Frozen Bake™ Technology
- True Convection Cooking
- FlexHeat™ Triple Radiant Element
- Convection Conversion
- AquaLift® Self-Cleaning Technology
- Temperature Sensor
- Rapid Preheat
- 6.4 Cu. Ft. Capacity
- Easy-Wipe Ceramic Glass Cooktop
- Large Oven Window
- Max Capacity Rack
- Hidden Bake Element

Product Dimensions:

Height: 36

Width: 29 7/8

Additional Information:

[Use And Care Guide](#)

[Dimension Guide](#)

[Installation Guide](#)

[Warranty Certificate](#)

INVESTED
IN
AMERICA

ADA
Compliant

©Registered trademark/TM Trademark of Whirlpool, U.S.A. © 2016 Whirlpool Corporation. All Rights Reserved.
All other trademarks are owned by their respective companies.
Because Whirlpool Corporation policy includes a continuous commitment to improve our products, we reserve
the right to change materials and specifications without notice. We also reserve the right to discontinue or
transition products without notice.
Manufacturer's Suggested Retail Price (MSRP) and Minimum Advertised Price (MAP) provided for reference
purposes only. Dealer alone determines advertised and retail prices.
Created On: Friday, January 27, 2017 10:46:47

Suite 325
Hampton

Upgrade
Package 1



YWMH76719CS



<http://www.whirlpool.com>

1.9 cu. ft. Microwave Hood Combination with
TimeSavor™ Plus True Convection

Key Features:

- TimeSavor™ Plus True Convection Cooking System
- Steam Cooking
- Sensor Cooking
- AccuPop™ Cycle
- CleanRelease® Non-Stick Interior
- SteamClean Option
- Integrated Hidden Vent and Console
- Auto Adapt Fan
- Recessed, Stoppable Glass Turntable
- Universal Microwave Steamer
- 1.9 cu. ft. Capacity
- 1,100 Watts Cooking Power

Product Dimensions:

Height: 17 1/8

Width: 29 15/16

Depth: 18 1/2

Electrical Requirements:

15 or 20. 120 V.

Additional Information:

[Use And Care Guide](#)

[Installation Guide](#)

[Warranty Certificate](#)

Available in:

☒ Stainless Steel



©Registered trademark/TM Trademark of Whirlpool, U.S.A. © 2013 Whirlpool Corporation. All Rights Reserved.
All other trademarks are owned by their respective companies.
Because Whirlpool Corporation policy includes a continuous commitment to improve our products, we reserve the right to change materials and specifications without notice. We also reserve the right to discontinue or transition products without notice.
Manufacturer's Suggested Retail Price (MSRP) and Minimum Advertised Price (MAP) provided for reference purposes only. Dealer alone determines advertised and retail prices.
Created On: Monday, March 14, 2016 13:16:48

Suite 325
Hampton

Upgrade
Package 1

WDTA50SAHZ



Whirlpool®

<http://www.whirlpool.com>

Contemporary Design. Stainless Steel Tub
Dishwasher with TotalCoverage Spray Arm

Key Features:

- Sensor Cycle
- TotalCoverage Spray Arm
- 1-Hour Wash Cycle
- Tap Touch Controls

Product Dimensions:

Height: 34 1/2

Width: 23 7/8

Depth: 24 1/2

Additional Information:


[Use And Care](#)

[Dimension Guide](#)

[Installation Guide](#)

[Energy Guide](#)

[Warranty](#)



Available in:

● Black

Fingerprint Resistant Sunset Bronze

Fingerprint Resistant Black Stainless

○ White

Fingerprint Resistant Stainless Steel

INVESTED
IN
AMERICA



©Registered trademark/TM Trademark of Whirlpool, U.S.A. © 2016 Whirlpool Corporation. All Rights Reserved. All other trademarks are owned by their respective companies.

Because Whirlpool Corporation policy includes a continuous commitment to improve our products, we reserve the right to change materials and specifications without notice. We also reserve the right to discontinue or transition products without notice.

Manufacturer's Suggested Retail Price (MSRP) and Minimum Advertised Price (MAP) provided for reference purposes only. Dealer alone determines advertised and retail prices.

Suite 325
Hampton

Upgrade
Package I




WFW75HEFW



<http://www.whirlpool.com>

4.5 cu. ft. Front Load Washer with Precision
Dispense



Key Features:

- Precision Dispense
- Adaptive Wash Technology
- Smooth Wave Stainless Steel Wash Basket
- 4.5 cu. ft. Capacity
- ENERGY STAR® Qualified

Product Dimensions:

Height: 39 3/4

Width: 27

Depth: 33 5/16

Electrical Requirements:

15 or 20. 120 V.

Additional Information:

[Use And Care Guide](#)

[Dimension Guide](#)

[Installation Guide](#)

[Energy Guide](#)

[Warranty Certificate](#)

INVESTED
IN
AMERICA



©Registered trademark/TM Trademark of Whirlpool, U.S.A. ©2013 Whirlpool Corporation. All Rights Reserved.
All other trademarks are owned by their respective companies.
Because Whirlpool Corporation policy includes a continuous commitment to improve our products, we reserve
the right to change materials and specifications without notice. We also reserve the right to discontinue or
transition products without notice.
Manufacturer's Suggested Retail Price (MSRP) and Minimum Advertised Price (MAP) provided for reference
purposes only. Dealer alone determines advertised and retail prices.
Created On: Wednesday, March 23, 2016 11:51:03

Suite 325
Hampton

Upgrade
Package 1




YWED75HEFW

Whirlpool®

5 cu. ft. Duet® High Efficiency Front Load Electric
Dryer with ENERGY STAR®

<http://www.whirlpool.com>

MSRP: \$0.00



Key Features:

- Advanced Moisture Sensing System
- Quad Baffles
- Tap Touch Controls with Memory
- EcoBoost™ Option
- Wrinkle Shield™ Plus Option
- Undercounter Installation
- 7.4 Cu. Ft. Capacity
- ENERGY STAR® Qualified

Product Dimensions:

Height: 39

Width: 27

Depth: 31

Additional Information:

[Use And Care](#)

[Installation Guide](#)

[Warranty](#)

Available in:

☐ White

INVESTED
IN
AMERICA



®Registered trademark/TM Trademark of Whirlpool, U.S.A. © 2016 Whirlpool Corporation. All Rights Reserved. All other trademarks are owned by their respective companies.

Because Whirlpool Corporation policy includes a continuous commitment to improve our products, we reserve the right to change materials and specifications without notice. We also reserve the right to discontinue or transition products without notice.

Manufacturer's Suggested Retail Price (MSRP) and Minimum Advertised Price (MAP) provided for reference purposes only. Dealer alone determines advertised and retail prices.


Upgrade Kitchen Sinks




BLANCO

Suite 325
Hampton

Kitchen
Sink



**Blanco Quatrus U Super Single
Undermount Sink
#401248**



**Blanco Quatrus R15 Two Bowl
Undermount Sink
#401519**

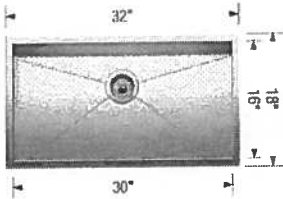
Suite 325 Hampton


Product Specification Sheet BLANCO QUATRUS U 1 SUPER SINGLE

Satin brushed finish



PRODUCT DIMENSIONS



BLANCO QUATRUS U 1 SUPER SINGLE	Colour Finish	Model No.	FEATURES / SPECIFICATIONS
	Satin brushed finish	401248	<ul style="list-style-type: none">• German designed and engineered• Premium 304 series, 18 gauge stainless steel• 18/10 chrome-nickel content for exceptional lustre, durability and strength• Compact sized model• Rear-positioned drain hole for maximum usable bowl and cabinet storage space• Zero-radius corners, X-pattern drain grooves• 3 1/2" (90 mm) stainless steel strainer included• Undermount clips, template included• Limited Lifetime Warranty
DESIGN AND PLANNING TIPS			
Cabinet Size: 36" (915 mm) Bowl depth: 9" (230 mm) Depending on cabinet construction, a different cabinet size may be required. Consult the cabinet manufacturer.			

WARRANTY

Limited Lifetime warranty

Code/Standards Compliance

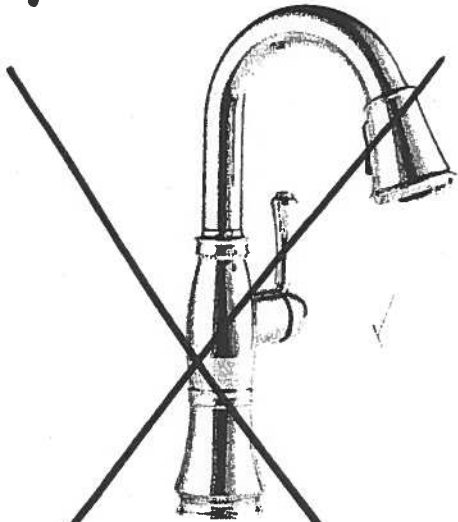
BLANCO sinks and faucets are third-party tested and certified to CSA, cUPC, ANSI/ASME and NSF standards and listed by applicable certification bodies. For more information on individual product listings, contact our office or listing organization.

BLANCO CANADA 100 Corporation Drive Brampton, ON L6S 6B5	Tel: 905 494 2400 Fax: 905 494 2425 www.blancocanada.com	Toll Free: 1 877 425 2626 Toll Free: 1 877 825 2626	© 2016 BLANCO CANADA
--	--	--	----------------------

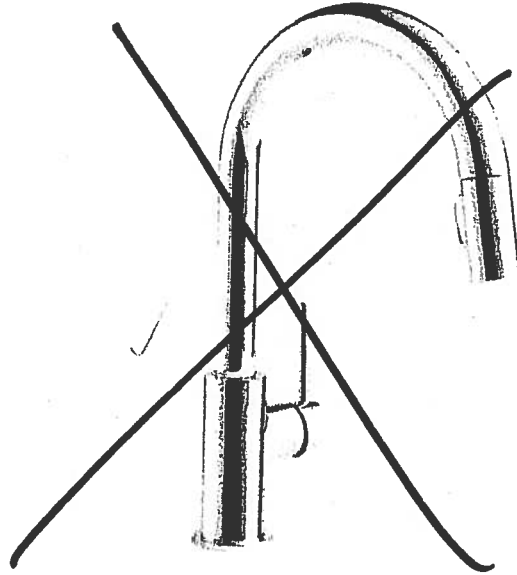


Suite 325
Hampton

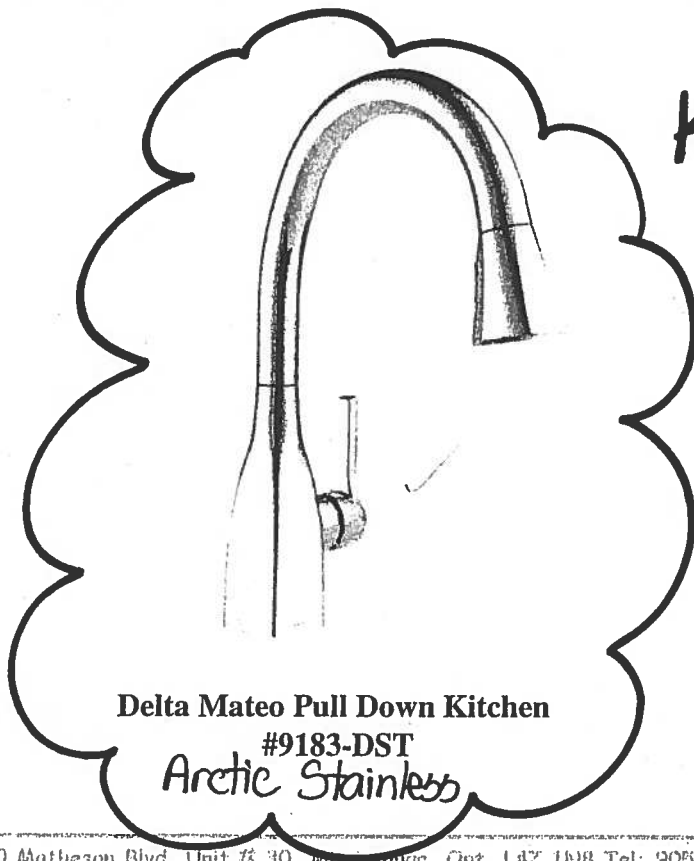
KITCHEN UPGRADE OPTIONS



Delta Cassidy Pull Down Kitchen
#9997-DST



Delta Trinsic Pull Down Kitchen
#9159-DST



Delta Mateo Pull Down Kitchen
#9183-DST
Arctic Stainless

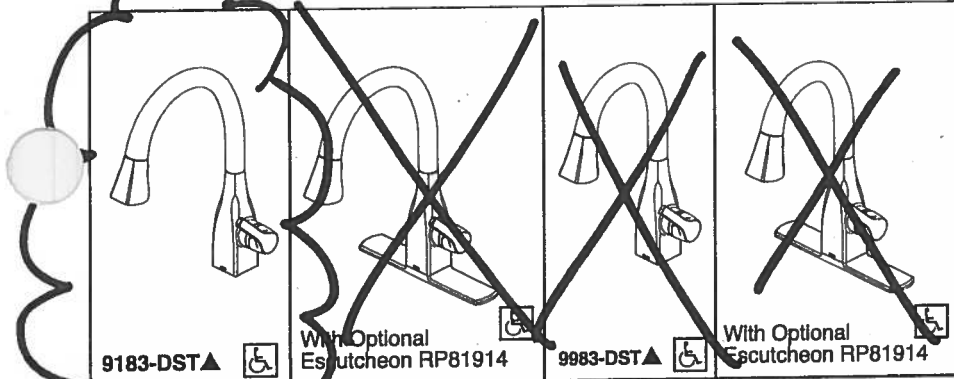
Kitchen
Faucet

RECEIVED
APR 4 2005

Suite 325
Hampton

Kitchen Faucet

Arctic
Stainless



9183-DST▲



With Optional
Escutcheon RP81914

9983-DST▲



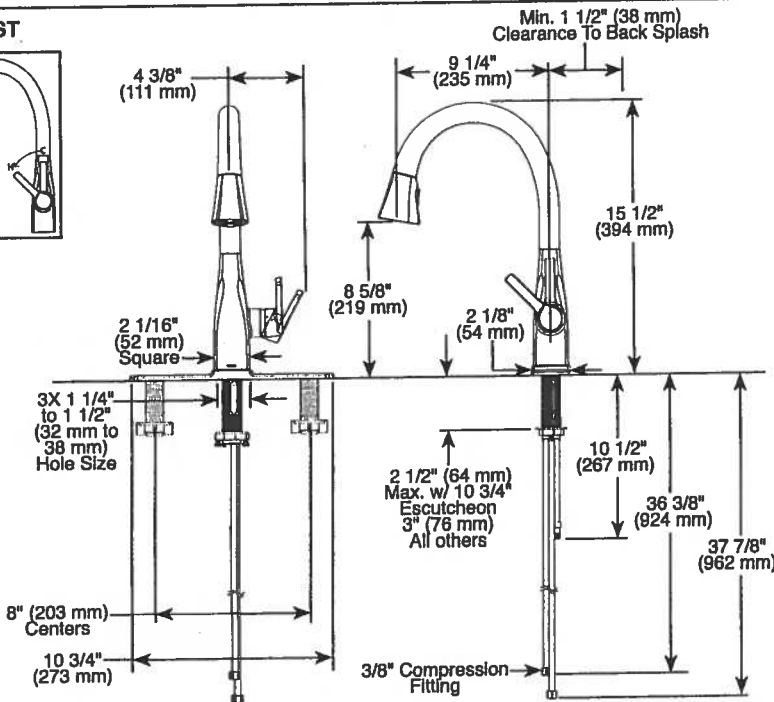
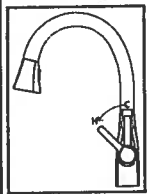
With Optional
Escutcheon RP81914



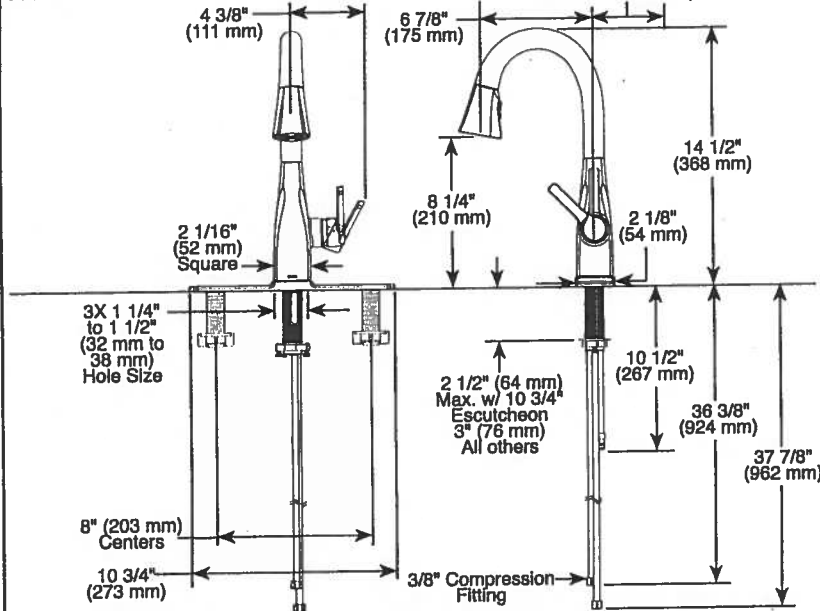
Submitted Model No.:

Specific Features:

9183-DST



9983-DST



▲ Designate proper finish suffix

Delta reserves the right (1) to make changes in specifications and materials, and (2) to change or discontinue models, both without notice or obligation. Dimensions are for reference only. See current full-line price book or www.deltafaucet.com for finish options and product availability.

DSP-K-9183-DST Rev. B



KITCHEN FAUCETS

- Mateo® Collection
- Single Handle Pull-Down

FEATURES:

- DIAMOND Seal® Technology
- MagnaTite® Magnetic Docking
- Touch-Clean® Sprayhead

STANDARD SPECIFICATIONS:

- 1.8 gpm @ 60 psi, 6.8 L/min @ 414 kPa
- One or three hole mount (Escutcheon optional, not included)
- Diamond coated ceramic cartridge
- 3/8" O.D. straight, staggered PEX supply lines
- Rotating spout
- Red/Blue Indicator markings
- Two-function wand; Aerated stream or spray
- Dual integral check valves in sprayer

WARRANTY

- Lifetime limited warranty on parts (other than electronic parts and batteries) and finishes; or, for commercial users, for 5 years from date of purchase.
- 5 year limited warranty on electronic parts (other than batteries); or, for commercial users, for 1 year from the date of purchase. No warranty is provided on batteries.

COMPLIES WITH:

- ASME A112.18.1 / CSA B125.1
- ASME A112.18.6
- Indicates compliance to ICC/ANSI A117.1
- Verified compliant with .25% weighted average Pb content regulations.



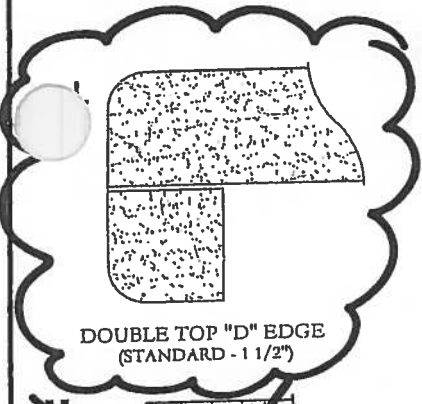
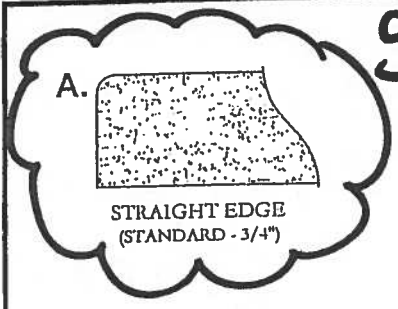
55 E 111th Street, Indianapolis, Indiana 46280
350 South Edgeware Road, St. Thomas, ON N5P 4L1
© 2016 Masco Corporation of Indiana

Countertop Edges
Suite 325
Hampton

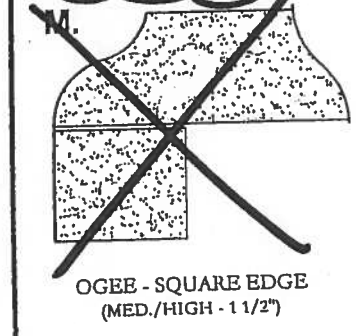
Ⓚ

CONNOLLY Marble & Granite Ltd.	EDGE DETAILS 004
---------------------------------------	------------------------------------

Standard:
Main Bath
Master Ensuite



Upgrade:
Kitchen



EDGING UP-GRADE OPTIONS